

Chemical Science

Accepted Manuscript



This is an *Accepted Manuscript*, which has been through the Royal Society of Chemistry peer review process and has been accepted for publication.

Accepted Manuscripts are published online shortly after acceptance, before technical editing, formatting and proof reading. Using this free service, authors can make their results available to the community, in citable form, before we publish the edited article. We will replace this *Accepted Manuscript* with the edited and formatted *Advance Article* as soon as it is available.

You can find more information about *Accepted Manuscripts* in the [Information for Authors](#).

Please note that technical editing may introduce minor changes to the text and/or graphics, which may alter content. The journal's standard [Terms & Conditions](#) and the [Ethical guidelines](#) still apply. In no event shall the Royal Society of Chemistry be held responsible for any errors or omissions in this *Accepted Manuscript* or any consequences arising from the use of any information it contains.

Re-revised version (Manuscript ID SC-EDG-02-2015-000545)
Nitrogen fixation catalyzed by ferrocene-substituted
dinitrogen-bridged dimolybdenum-dinitrogen complexes:
unique behavior of ferrocene moiety as redox active site

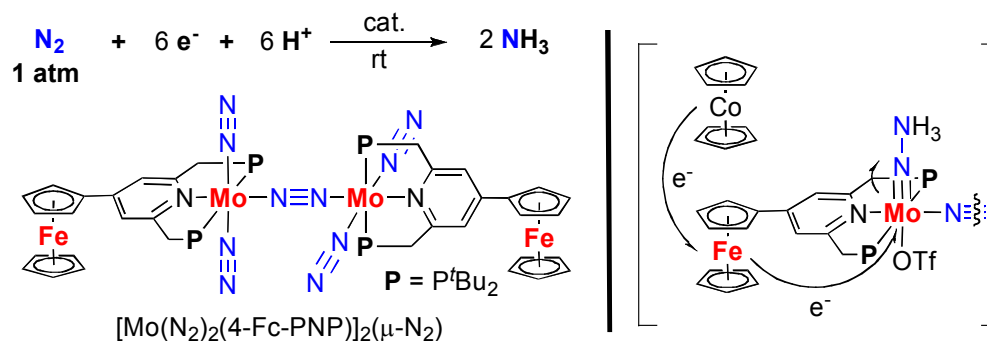
Shogo Kuriyama,[†] Kazuya Arashiba,[†] Kazunari Nakajima,[†] Hiromasa Tanaka,[‡] Kazunari Yoshizawa,^{*,‡,§} and Yoshiaki Nishibayashi^{*,†}

[†]*Institute of Engineering Innovation, School of Engineering, The University of Tokyo, Yayoi, Bunkyo-ku, Tokyo 113-8656, Japan*

[‡]*Elements Strategy Initiative for Catalysts and Batteries (ESICB), Kyoto University, Nishikyo-ku, Kyoto 615-8520, Japan*

[§]*Institute for Materials Chemistry and Engineering and International Research Center for Molecular System, Kyushu University, Nishi-ku, Fukuoka 819-0395, Japan*

A series of dinitrogen-bridged dimolybdenum-dinitrogen complexes bearing metallocene-substituted PNP-pincer ligands are synthesized by the reduction of the corresponding monomeric molybdenum-trichloride complexes under 1 atm of molecular dinitrogen. Introduction of ferrocene as a redox-active moiety to the pyridine ring of PNP-pincer ligand increases the catalytic activity for the formation of ammonia from molecular dinitrogen, up to 45 equiv of ammonia being formed based on the catalyst (22 equiv of ammonia based on each molybdenum atom of the catalyst). Time profile for the catalytic reaction exhibits that the presence of the ferrocene unit in the catalyst increases the rate of ammonia formation. Electrochemical measurement and theoretical studies indicate that an interaction between the Fe atom of ferrocene moiety and the Mo atom in the catalyst may play an important role to achieve a high catalytic activity.



1. Introduction

Activation and transformation of molecular dinitrogen using transition metal-dinitrogen complexes have been extensively studied to achieve novel nitrogen fixation system under mild reaction conditions.^{1,2} Although a variety of stoichiometric reactivities of transition metal-dinitrogen complexes have been reported until now, the catalytic conversion of molecular dinitrogen under ambient reaction conditions using these complexes as catalysts has been yet limited to only a few cases.³ The first successful example of the catalytic transformation of molecular dinitrogen into ammonia under ambient reaction conditions in the presence of a transition metal-dinitrogen complex was reported by Schrock and a co-worker in 2003, where a molybdenum-dinitrogen complex bearing a triamidoamine ligand worked as a catalyst to produce 8 equiv of ammonia based on the catalyst.⁴ In 2010, we reported another successful example of ammonia formation from molecular dinitrogen by using a dinitrogen-bridged dimolybdenum-dinitrogen complex bearing PNP-pincer ligands $[\text{Mo}(\text{N}_2)_2(\text{PNP})]_2(\mu\text{-N}_2)$ (**1a**; PNP = 2,6-bis(di-*tert*-butylphosphinomethyl)pyridine) (Scheme 1) as a catalyst.⁵ More recently, Peters and co-workers have found the third successful example by using well-designed iron-dinitrogen complexes as catalysts.⁶

In our reaction system, a theoretical study revealed that a synergistic effect between two Mo moieties of the dinitrogen-bridged dimolybdenum-dinitrogen complex plays an important role to achieve the catalytic activity.^{5,7,8} An electron transfer from a Mo core to the active site of the other core via the bridging dinitrogen ligand contributes to the protonation steps of the coordinated nitrogenous ligands on the Mo atom. On the basis of the proposed catalytic pathway, we have succeeded in the development of a more effective catalyst by tuning the electronic property of the PNP-pincer ligand, where up to 52 equiv of ammonia based on the catalyst (26 equiv based on the Mo atom of the catalyst) were produced by using catalysts bearing an electron-donating group at the 4-position of the pyridine ring of the PNP-pincer ligand.⁹ Mechanistic studies suggested that the introduction of an electron-donating group to the PNP-pincer ligand enables a facile protonation on the terminal dinitrogen ligand on the Mo atom and also the suppression of the formation of a side product, molecular dihydrogen.⁹ However, not expectedly, the introduction of an electron-donating group such as methoxy

group to the PNP-pincer ligand decreased the rate of ammonia formation probably due to the difficulty in reduction steps involved in the catalytic reaction. These results prompted us to develop a more efficient reaction system, where the reduction steps in the catalytic reaction can also be accelerated by suitably modifying the catalyst.

In biological nitrogen fixation, nitrogenase enzymes which are composed of two proteins named the MoFe protein and Fe protein have been known to catalyze ammonia formation from molecular dinitrogen under ambient reaction conditions (Figure 1).¹⁰ The active site of the nitrogenase,¹¹ known as FeMo cofactor, receives electrons successively from P- and 4Fe4S-clusters, which are located adjacent to FeMo cofactor, to facilitate the multi-electron reduction of molecular dinitrogen into ammonia. By considering the so-far proposed reaction system of nitrogenase, we have envisaged the introduction of ferrocene unit as a redox-active moiety to the PNP-pincer ligand of the dinitrogen-bridged dimolybdenum-dinitrogen complex, hoping to accelerate the reduction steps involved in the catalytic reaction via an intramolecular electron transfer from the Fe atom of ferrocene to the active site of the Mo atom in the complex.¹² In fact, several research groups have already reported enzyme model complexes bearing ferrocene unit as a redox-active moiety¹³ because ferrocene is known to be one of the most popular redox-active compounds due to the reversible one-electron redox behavior.^{14,15} As a typical example, Rauchfuss and a co-worker reported that a thiolate-bridged diiron complex bearing a ferrocenylphosphine as a redox-active ligand worked as a [FeFe]hydrogenase model complex (Figure 2), where an intramolecular electron transfer from the Fe atom in the thiolated-bridged diiron core to the Fe atom of the ferrocene unit plays a critical role to promote the catalytic oxidation of molecular dihydrogen under ambient reaction conditions.^{13a}

In this article, we describe the preparation and catalytic activity of a series of dinitrogen-bridged dimolybdenum-dinitrogen complexes bearing a metallocene unit such as ferrocene and ruthenocene (**1**) (Scheme 1). The dinitrogen-bridged dimolybdenum-dinitrogen complex bearing ferrocene-substituted PNP-pincer ligands have been found to work as efficient catalysts, where up to 45 equiv of ammonia are produced based on the catalyst (22 equiv of ammonia based on each Mo atom of the catalyst). The unique

behavior of the newly introduced ferrocene unit as a redox-active moiety in the complexes was discussed by means of experimental and theoretical methods.

2. Results and discussion

2.1. Synthesis of molybdenum complexes bearing metallocene-substituted PNP-pincer ligands

A series of metallocene-substituted PNP-pincer ligands 4-R-PNP (**2**; 4-R-PNP = 4-substituted 2,6-bis(di-*tert*-butylphosphinomethyl)pyridine) was newly prepared (Scheme 1) and the detailed experimental procedure is described in the Supporting Information. A variety of substituents such as ferrocenyl (Fc), 2-ferrocenylethyl (EtFc), 4-ferrocenylphenyl (PhFc), and ruthenocenyl (Rc) groups were introduced to the 4-position of pyridine ring of the PNP-pincer ligand. Treatment of $[\text{MoCl}_3(\text{thf})_3]$ (thf = tetrahydrofuran) with 1 equiv of 4-R-PNP **2** in tetrahydrofuran (THF) at 50 °C for 18 h gave the corresponding molybdenum-trichloride complexes bearing the corresponding PNP-pincer ligands $[\text{MoCl}_3(4\text{-R-PNP})]$ (**3**) in high yields. The molecular structures of **3** were confirmed by X-ray crystallography (see the Supporting Information in Figures S3-S5).

Reduction of **3** with 6 equiv of Na-Hg in THF at room temperature for 12 h under an atmospheric pressure of molecular dinitrogen gave the corresponding metallocene-substituted dinitrogen-bridged dimolybdenum-dinitrogen complexes $[\text{Mo}(\text{N}_2)_2(4\text{-R-PNP})]_2(\mu\text{-N}_2)$ (**1**) in good yields. These new dinitrogen-bridged dimolybdenum-dinitrogen complexes were characterized spectroscopically. Detailed molecular structures of $[\text{Mo}(\text{N}_2)_2(4\text{-Fc-PNP})]_2(\mu\text{-N}_2)$ (**1b**) and $[\text{Mo}(\text{N}_2)_2(4\text{-Rc-PNP})]_2(\mu\text{-N}_2)$ (**1e**) were determined by X-ray crystallography. ORTEP drawings of **1b** and **1e** are shown in Figure 3. No distinct differences of bond distances and angles were observed in these complexes (Table S9).

The nature of metallocene as substituent was examined by the IR spectroscopy because the electronic nature of substituent at the 4-position in pyridine ring of the PNP pincer-ligand was known to affect absorptions derived from the corresponding terminal dinitrogen ligand.⁹ Typical results are shown in Table 1. The presence of Fc and Rc groups at the 4-position in pyridine ring of the PNP-pincer ligands in **1** did not change the $\text{N}\equiv\text{N}$ stretching frequencies (1944 cm^{-1} (**1b**) and 1944 cm^{-1} (**1e**), respectively). These results indicate that the introduction of these metallocene moieties to pyridine ring of the PNP-pincer ligand would not affect the electronic density on the molybdenum atom in the complex **1**. On the other

hand, the N≡N stretching frequency of $[\text{Mo}(\text{N}_2)_2(4\text{-Et}^{\text{Fc}}\text{-PNP})]_2(\mu\text{-N}_2)$ (**1c**) (1939 cm^{-1}) is smaller than that of **1a** and the same as that of $[\text{Mo}(\text{N}_2)_2(4\text{-Me-PNP})]_2(\mu\text{-N}_2)$ (**1f**, 1939 cm^{-1}).⁹ This result indicates that the Et^{Fc} group has an electron-donating ability as strong as the methyl group in the complex. In contrast, the N≡N frequency of $[\text{Mo}(\text{N}_2)_2(4\text{-Ph}^{\text{Fc}}\text{-PNP})]_2(\mu\text{-N}_2)$ (**1d**) is larger than that of **1a**, and the same as that of $[\text{Mo}(\text{N}_2)_2(4\text{-Ph-PNP})]_2(\mu\text{-N}_2)$ (**1g**, 1950 cm^{-1}), indicating that the Ph^{Fc} group works as an electron-withdrawing substituent in the complex.

2.2. Electrochemical property of molybdenum complexes bearing metallocene-substituted PNP-pincer ligands

Cyclic voltammograms (CVs) of PNP-pincer ligands **2b-2e** in THF with $[\text{NBu}_4]\text{BARF}_4$ ($\text{Ar}^{\text{F}} = 3,5\text{-(CF}_3)_2\text{C}_6\text{H}_3$) as a supporting electrolyte showed oxidation processes assigned to metallocene moieties. Typical results are shown in Table 2. The PNP-pincer ligand bearing a ferrocene moiety, **2b**, showed a reversible one-electron oxidation wave derived from the Fe(II/III) couple at $E_{1/2} = +0.10\text{ V}$ vs Fc/Fc^+ (Figure 4). The PNP-pincer ligands bearing ferrocene units such as Et^{Fc} and Ph^{Fc} groups, **2c** and **2d**, were oxidized at $E_{1/2} = -0.03\text{ V}$ (**2c**) and $+0.04\text{ V}$ (**2d**), respectively. On the other hand, the PNP-pincer ligand bearing a Rc moiety, **2e**, showed one irreversible oxidation wave at $E_a = +0.79\text{ V}$.¹⁶

Electrochemical studies were also carried out on the molybdenum-trichloride complexes bearing a substituted PNP-pincer ligand **3**. Typical results are shown in Table 2 and the CVs of **3** are shown in Figure 4. Non-substituted complex $[\text{MoCl}_3(\text{PNP})]$ (**3a**) has one irreversible wave at $E_{1/2} = +0.14\text{ V}$ assignable to Mo(III/IV), while the CV of molybdenum-trichloride complex bearing a ferrocene-substituted PNP-pincer ligand, **3b**, showed two successive reversible one-electron waves at $+0.10\text{ V}$ and $+0.42\text{ V}$. We have performed density functional theory (DFT) calculations to assign the observed oxidation waves. The electronic ground state of the cation of **3b** (**[3b]⁺**) is a triplet state, where the Mulliken spin density is highly localized at the Mo atom (1.85). The removal of an electron from **3b** changes the formal charge of the Mo atom from +3 (d^3) to +4 (d^2), and thus the oxidation at $E_{1/2} = +0.10\text{ V}$ is assignable to Mo(III/IV). On the other hand, the dication

of **3b** ($[\mathbf{3b}]^{2+}$) adopts a quartet state as the ground spin state, where the spin densities at the Mo and Fe atoms are calculated to be 1.82 and 1.27, respectively. This result suggests that the second oxidation should occur at the Fe atom and the oxidation at $E_{1/2} = +0.42$ V is assignable to Fe(II/III). In the molybdenum-trichloride complex **3b**, the $E_{1/2}$ value of Fe(II/III) of the ferrocene moiety shifts by +0.32 V upon coordination. This is evidence of the electronic interaction between the Mo and Fe centers in the complex **3b**. In fact, similar shifts of the $E_{1/2}$ values of Fe(II/III) of the ferrocene moiety were observed in several transition metal complexes bearing 4-ferrocenylpyridine and 4'-ferrocenyl-2,2':6',2''-terpyridine as ligands, indicating an electronic interaction between the metal and Fe centers in these complexes.^{17,18}

The electronic interaction between the Mo and Fe centers in **3b** is also supported by the results of spectroelectrochemical method. A weak absorption appeared in the near-IR region at around 800~1800 nm when **3b** was oxidized to $[\mathbf{3b}]^+$ (Figures S8 and S9). A time-dependent BP86 calculation of $[\mathbf{3b}]^+$ predicted three electron transitions at 3188, 2276, and 1073 nm. Figure 5 depicts electron density difference maps (EDDMs) for these transitions, where EDDMs present isosurface plots of loss (light green) and gain (purple) of electron density for the corresponding electron transitions. Although the observed absorption of $[\mathbf{3b}]^+$ in the near IR region was weak, the calculated EDDMs clearly show that these low-energy electron transitions were assignable to the metal-to-metal charge transfer (MMCT) from Fe(II) of the ferrocene to Mo(IV). The relationship between electronic couplings and intramolecular MMCTs has already been observed in some transition metal complexes bearing a 4-ferrocenylpyridine scaffold as a ligand.¹⁸ In fact, intramolecular MMCTs between the Fe atom in the ferrocene moiety and the Ru atom were observed in ruthenium complexes bearing 4-ferrocenylpyridines^{18a,b} and/or 4'-ferrocenyl-2,2':6',2''-terpyridine as ligands.^{18c}

The CVs of the molybdenum-trichloride complexes bearing Et^{Fc} and Ph^{Fc} groups, **3c** and **3d**, showed similar two merged reversible waves. On the basis of the result of the CV of **3b**, we assigned the former waves ($E_{1/2}$: +0.05~+0.06 V) to Mo(III/IV) and the latter ($E_{1/2}$: +0.19~+0.13 V) to Fe(II/III) in the CVs of **3c** and **3d** (Table 2). In both cases, oxidation of

the Mo atom at first may occur in the anodic scan and then oxidation of the Fe atom of the ferrocene unit in the PNP-pincer ligand may proceed sequentially. The $E_{1/2}$ values of Fe(II/III) of the ferrocene units shift by +0.22 V and +0.09 V, respectively, upon coordination. These results indicate that the electronic communication is weakened by the introduction of ethylene or phenylene group into the linkage between the ferrocene and the pyridine of the PNP-pincer ligand. Similar phenomena have already been observed in a rhodium complex bearing 4-(4-ferrocenylphenyl)pyridine as a ligand^{17c} and diruthenium complexes bearing a bridging dipyridine ligand.¹⁹ In the latter case, the peak to peak separation in the CVs of the dinuclear ruthenium complexes decreased with the increase of the metal separation of the two Ru centers in the complex.¹⁹

The CV of the molybdenum-trichloride complex bearing a Rc-substituted PNP-pincer ligand, **3e**, showed only one reversible wave assignable to Mo(III/IV) in the electrochemical window, indicating that the Rc group in **3e** did not work as a redox active moiety, in contrast to the ferrocene units in **3b**, **3c**, and **3d** (vide supra).

2.3. Evaluation of electronic interaction between Fe and Mo atoms in ammonia formation

The electrochemical and theoretical studies revealed the presence of electronic interaction between the Mo and Fe atoms in a series of the molybdenum-trichloride complexes bearing a ferrocene-substituted PNP-pincer ligand. Such interactions could enhance the catalytic ability of the dinitrogen-bridged dimolybdenum complexes via an electron transfer from the Fe atom in the ferrocene moiety to the Mo atom of the complexes bearing nitrogenous ligands that are transformed into ammonia. Among these molybdenum complexes proposed as reactive intermediates in the catalytic cycle in our previous study,⁷ we have found that a dinitrogen-bridged dimolybdenum-hydrazidium ($-NNH_3$) complex met our hypothesis. In the reaction pathway starting from **1a**, dinitrogen-bridged dimolybdenum-hydrazide(2-) complex $[Mo(PNP)(OTf)(NNH_2)-N=N-Mo(PNP)(N_2)_2]$ (**1a**) is protonated to yield the corresponding dinitrogen-bridged dimolybdenum-hydrazidium complex $[Mo(PNP)(OTf)(NNH_3)-N=N-Mo(PNP)(N_2)_2]^+$ (**IIa**), which is then reduced with

cobaltocene to afford ammonia and the dinitrogen-bridged dimolybdenum-nitride complex $[\text{Mo}(\text{PNP})(\text{OTf})(\text{N})-\text{N}\equiv\text{N}-\text{Mo}(\text{PNP})(\text{N}_2)_2]$ (**IIIa**) (Scheme 2). The protonation of **Ia** is slightly exothermic ($\Delta E = -1.6$ kcal/mol) with very low activation energy of 1.9 kcal/mol, while the reduction of **IIa** followed by the N–N bond cleavage is extremely exothermic ($\Delta E = -156.1$ kcal/mol).⁷ We have now carried out DFT calculations to examine the impact of the introduction of ferrocene to pyridine ring of the PNP-pincer ligand. Figure 6 (a) presents an optimized structure of the ferrocene-substituted dinitrogen-bridged dimolybdenum-hydrazidium complex $[\text{Mo}(4\text{-Fc-PNP})(\text{OTf})(\text{NNH}_3)-\text{N}\equiv\text{N}-\text{Mo}(4\text{-Fc-PNP})(\text{N}_2)_2]^+$ (**IIb**). For electronic transitions of **IIb** calculated by the TD-BP86 method (Figure 6 (b)), a low-energy transition at 1174 nm is assignable to the electron transfer from the Fe atom of the ferrocene moiety to the Mo atom. Figures 6 (c) and (d) describe the EDDM of the transition at 1174 nm and molecular orbitals responsible for the transition (HOMO–2 and LUMO). This can be assigned to a MMCT transition from the Fe atom to the Mo atom. It should also be noted that the LUMO of **IIb** has antibonding character between the two N atoms of the NNH_3 ligand. Thus, the N–N bond of the NNH_3 ligand in **IIb** will be more activated, once an electron occupied the LUMO. As presented in our previous report, a neutral species formed by the reduction of the hydrazidium complex, **IIa**, was easily transformed to a pair of the nitride complex **IIIa** and ammonia via a spontaneous N–N bond cleavage.⁷ If the ferrocene-substituted PNP-pincer ligand enables the Mo center of the hydrazidium complex **IIb** to utilize an intramolecular MMCT, the formation of ammonia would be promoted by the reduction of the Mo– NNH_3 moiety. As a result, we expect that the acceleration of the reduction step from the hydrazidium complex to the nitride complex provides an advantage for the catalytic reaction, because the protonation of the hydrazide complex into the hydrazidium complex is an isoenergetic process with a very small activation barrier, and the backward reaction (proton detachment) of the hydrazidium complex into the hydrazide complex is also likely to occur before the reduction of the hydrazidium complex with cobaltocene, producing the nitride complex and ammonia. At present, we can not exclude other possibility such as the acceleration of other steps and the stabilization of

some reactive intermediates in the catalytic cycle by the introduction of the ferrocene moiety to the catalyst.

2.4. Catalytic formation of ammonia from molecular dinitrogen

2.4.1. Catalytic reactions by using metallocene-substituted dinitrogen-bridged dimolybdenum-dinitrogen complexes. We carried out the catalytic reduction of molecular dinitrogen into ammonia using the complex **1** as a catalyst, according to the following procedure of the previous method.⁹ To a mixture of **1** and 2,6-lutidinium trifluoromethanesulfonate (288 equiv to **1**) as a proton source in toluene was added a solution of cobaltocene (216 equiv to **1**; CoCp₂) as a reductant in toluene via a syringe pump at room temperature over a period of 1 h, and the resulting mixture was stirred at room temperature for another 19 h under 1 atm of dinitrogen. After the reaction, the formation of ammonia together with molecular dihydrogen was observed, the amounts of ammonia and molecular dihydrogen being determined by indophenol method²⁰ and GC, respectively. Typical results are shown in Table 3. The yields of ammonia and molecular dihydrogen were estimated on the basis of cobaltocene. No formation of other products such as hydrazine was observed in all cases.

The reaction by use of **1b** as a catalyst gave 37 equiv of ammonia and 36 equiv of molecular dihydrogen, respectively, based on the catalyst (Table 3, run 1).^{21,22} The amount of produced ammonia was higher than that obtained by using **1a** as a catalyst under the same reaction conditions (Table 3, run 2). For comparison, we carried out the catalytic reaction by using **1a** as a catalyst in the presence of 2 equiv of ferrocene to **1a**, where 21 equiv of ammonia were produced based on the catalyst (Table 3, run 3). These results indicated that the ferrocene moiety directly connected to the pyridine ring of the PNP-pincer ligand plays an important role to promote the catalytic reaction more efficiently. As shown in the previous section, the electronic density of the Mo atom of **1b** is almost the same with that of **1a** (Table 1). The presence of ferrocene at the PNP-pincer ligand in **1** did not affect the nature of the coordinated terminal dinitrogen ligand in **1**.⁹ Thus, the ferrocene moiety in **1b** may not

work as an electron-donating group but as a redox active group for assisting to promote the reduction steps of the coordinated nitrogenous ligands on the Mo atom more smoothly.

Next, we carried out the catalytic ammonia formation by using other ferrocene-substituted dinitrogen-bridged dimolybdenum-dinitrogen complexes as catalysts. In the reactions using **1c** and **1d** as catalysts, lesser amounts of ammonia compared to that by use of **1b** was formed (30 equiv and 10 equiv²³ of ammonia based on the catalysts, respectively) (Table 3, runs 4 and 5). The catalytic activity of **1** decreased with the decrease of the electrochemical interaction between the Mo atom and the Fe atom of the ferrocene unit in the PNP-pincer ligands (Table 4), and actually a good relationship between $\Delta E(\text{Fe})$ [the difference of the Fe(II/III) potential ($E_{1/2}$) between **2** and **3**] and ΔNH_3 [the difference of the catalytic activity of **1**] was observed as shown in Figure 7. This result also shows that the complex having a larger $\Delta E(\text{Fe})$ value has a higher catalytic activity for ammonia formation.

The reaction using the ruthenocene-substituted dinitrogen-bridged dimolybdenum-dinitrogen complex **1e** as a catalyst under the same reaction conditions gave only 25 equiv of ammonia based on the catalyst (Table 3, run 6). The catalytic activity of **1e** was almost the same with that of **1a** and lower than that of **1b**. This result indicates that the ruthenocene moiety in **3e** did not work as a redox active group in the present reaction system.

2.4.2. Nature of ferrocene-substituted dinitrogen-bridged dimolybdenum-dinitrogen complexes. We previously reported the nature of substituents at PNP-pincer ligands in dinitrogen-bridged dimolybdenum-dinitrogen complexes affects the catalytic activity for ammonia formation.⁹ Especially, the dinitrogen-bridged dimolybdenum-dinitrogen complex bearing 4-methoxy-substituted PNP-pincer ligands $[\text{Mo}(\text{N}_2)_2(4\text{-MeO-PNP})]_2(\mu\text{-N}_2)$ (**1h**) worked as the most effective catalyst toward the catalytic ammonia formation under ambient reaction conditions.⁹ However, the formation of ammonia by using **1h** as a catalyst proceeded sluggishly. For comparison with the catalytic activity of **1b** toward ammonia formation, we previously carried out the catalytic reaction by using **1h** as a catalyst under the present reaction conditions, where 34 equiv of ammonia were formed based on the catalyst (Table 3, run 7).⁹ In addition, when larger amounts of CoCp_2 (288 equiv to **1**) and $[\text{LutH}]\text{OTf}$ (384 equiv to **1**) were used as reductant and proton source under the same reaction

conditions, 45 equiv (**1b** as a catalyst) and 43 equiv (**1h** as a catalyst) of ammonia were produced based on the catalysts, respectively (Scheme 3). This result indicated that the catalytic activity of **1b** is almost the same as that of **1h**, which was so far known to work as the most effective catalyst toward the formation of ammonia under ambient reaction conditions.⁹

To obtain more information on the catalytic behavior of **1b**, we monitored the time profile of catalytic reactions by using **1b** as a catalyst. Typical results are shown in Figure 8 together with the time profiles of catalytic reactions by using **1a** and **1h** as catalysts. The catalytic conversion of molecular dinitrogen into ammonia in the presence of a catalytic amount of **1b** proceeded more rapidly than that with **1a** and **1h**, and the turnover frequency (TOF) for ammonia, which was determined by mols of ammonia produced in initial 1 h per catalyst, by **1b** as a catalyst was 23 h⁻¹. Typical results are shown in Table 5. On the other hand, the catalytic formation of ammonia in the presence of catalytic amounts of **1a** and **1h** proceeded more slowly than that of **1b** under the same reaction conditions.⁹ In fact, the TOFs for ammonia formation using **1a** and **1h** as catalysts, 17 h⁻¹ and 7 h⁻¹, respectively, were lower than that using **1b**.⁹ These results indicate that the ferrocene-substituted dinitrogen-bridged dimolybdenum-dinitrogen complex **1b** has the highest performance from the viewpoint of both the catalytic ability and the rate for ammonia formation.

Previously we disclosed that the formation of ammonia and molecular dihydrogen is complementary in the present reaction system.⁹ To obtain more information on the catalytic activity of **1b** toward the formation of molecular dihydrogen, we monitored it in the catalytic reaction using **1b** as a catalyst. Typical results are shown in Figure 9. The formation of molecular dihydrogen proceeded simultaneously with ammonia formation, where the TOF for molecular dihydrogen using **1b** as a catalyst is 17 h⁻¹ (Table 5). As shown in the previous paper, the TOF for molecular dihydrogen using **1a** as a catalyst is 23 h⁻¹.⁹ Thus, the TOF of **1b** for molecular dihydrogen is lower than that of **1a**. These results indicate that **1b** can promote the formation of ammonia and, on the other hand, suppress the formation of molecular dihydrogen.

Based on the unique behavior and the DFT calculation result of **1b**, we consider that the presence of the ferrocene moiety directly connected to the pyridine ring of the PNP-pincer ligand in the catalyst increases the rate of the reduction steps of the coordinated nitrogenous ligand on the Mo atom. In this reaction system, the electronic interaction between the Fe atom of the ferrocene moiety and the Mo atom of the complex plays an important role to promote the catalytic formation of ammonia more smoothly, where the ferrocene moiety works as an intramolecular reductant, clarified by the reversible one-electron redox behavior, toward the high-oxidation state of the Mo complexes such as hydrazidium complexes. The observed effect of direct introduction of a ferrocene moiety to the pyridine ring of the PNP-pincer ligand is in sharp contrast to the effect observed by introduction of an electron-donating group such as methoxy group to the pyridine ring of the PNP-pincer ligand. In the latter case, the electron-donating group accelerates the protonation step of the coordinated nitrogenous ligands on the Mo atom of the complexes in the catalytic reaction (Figure 10), while a ferrocene moiety increases the rate of the reduction step.⁹ At present, we can not exclude the other possibility of the role of the ferrocene moiety in the catalyst and further work is necessary to clarify the exact role of the ferrocene moiety in the catalyst. However, the result described in the present paper provides the first successful example of the substantial improvement of the catalytic reactivity by the presence of the ferrocene moiety as a redox active site in the catalytic reduction of molecular dinitrogen into ammonia under ambient reaction conditions.²⁴

The electron transfer from the Fe atom of the ferrocene moiety to the active site of the Mo atom in the complex plays an important role to promote the catalytic ammonia formation effectively. As presented in the introduction part, a similar electron transfer may occur at the active site of nitrogenase enzyme in biological nitrogen fixation (Figure 1). We believe that the mechanistic insight obtained in the present paper may provide valuable information to understand the mechanism of biological nitrogen fixation by nitrogenase.

3. Conclusion

We have prepared and characterized a series of dinitrogen-bridged dimolybdenum-dinitrogen complexes bearing metallocene-substituted PNP-pincer ligands spectroscopically and theoretically. The complex bearing a ferrocene group on the pyridine ring of the PNP-pincer ligand **1b** has been found to work as the most efficient catalyst toward the catalytic formation of ammonia from molecular dinitrogen, where up to 45 equiv of ammonia were produced based on the catalyst (22 equiv of ammonia based on each Mo atom of the catalyst). The catalytic activity of **1b** is almost the same with that of **1h**, which was previously reported to work as the most effective catalyst toward ammonia formation under ambient reaction conditions.⁹ Mechanistic study indicated that the presence of ferrocene as a redox active moiety in the PNP-pincer ligand increases the rates of the reduction step involved in the catalytic process of ammonia formation via an intramolecular electron transfer from the Fe atom of the ferrocene to the active site of the Mo atom in the complex. The present result is another useful innovation to the previous finding that the introduction of an electron-donating group to the pyridine ring of the PNP-pincer ligand accelerated the protonation step involved in the catalytic reaction.⁹ We believe that the result described in this Article provides useful information to design a more effective catalyst toward the catalytic formation of ammonia from molecular dinitrogen under ambient reaction conditions. Further work is current in progress to develop a more effective reaction system.²⁵

Acknowledgements

The authors are grateful to M. Takahashi and Prof. H. Houjou in The University of Tokyo for spectroelectrochemical analysis. Y.N. thanks Grants-in-Aid for Scientific Research (Nos. 26288044, 26620075, and 26105708) from the Japan Society for the Promotion of Science (JSPS) and the Ministry of Education, Culture, Sports, Science and Technology of Japan (MEXT). K.Y. thanks Grants-in-Aid for Scientific Research (Nos. 22245028 and 24109014) from the Japan Society for the Promotion of Science (JSPS) and the Ministry of Education, Culture, Sports, Science and Technology of Japan (MEXT) and the MEXT Projects of "Integrated Research on Chemical Synthesis" and "Elements Strategy Initiative to Form Core Research Center". H.T. thanks a Grant-in-Aid for Research Activity Start-up (Nos. 26888008) from the Japan Society for the Promotion of Science (JSPS). S.K. is a recipient of the JSPS Predoctoral Fellowships for Young Scientists. We also thank the Research Hub for Advanced Nano Characterization at The University of Tokyo for X-ray analysis.

Notes and references

- (1) For selected recent reviews, see: (a) K. C. MacLeod and P. L. Holland, *Nat. Chem.*, 2013, **5**, 559. (b) M. D. Fryzuk, *Chem. Commun.*, 2013, **49**, 4866. (c) H. Broda, S. Hinrichsen and F. Tuczek, *Coord. Chem. Rev.*, 2013, **257**, 587. (d) Y. Tanabe and Y. Nishibayashi, *Coord. Chem. Rev.*, 2013, **257**, 2551. (e) H.-P. Jia and E. A. Quadrelli, *Chem. Soc. Rev.*, 2014, **43**, 547. (f) C. J. M. van der Ham, M. T. M. Koper and D. G. H. Hetterscheid, *Chem. Soc. Rev.*, 2014, **43**, 5183. (g) C. Köthe and C. Limberg, *Z. Anorg. Allg. Chem.*, 2015, **641**, 18. (h) N. Khoenkhoen, B. de Bruin, J. N. H. Reek and W. I. Dzik, *Eur. J. Inorg. Chem.*, doi: 10.1002/ejic.201403041.
- (2) For selected recent examples see: (a) T. Shima, S. Hu, G. Luo, X. Kang, Y. Luo and Z. Hou, *Science*, 2013, **340**, 1549. (b) S. P. Semproni and P. J. Chirik, *J. Am. Chem. Soc.*, 2013, **135**, 11373. (c) M. T. Mock, S. Chen, M. O'Hagan, R. Rousseau, W. G. Dougherty, W. S. Kassel and R. M. Bullock, *J. Am. Chem. Soc.*, 2013, **135**, 11493. (d) I. Klopsch, M. Finger, C. Würtele, B. Milde, D. B. Werz and S. Schneider, *J. Am. Chem. Soc.*, 2014, **136**, 6881. (e) A. J. Keane, B. L. Yonke, M. Hirotsu, P. Y. Zavalij and L. R. Sita, *J. Am. Chem. Soc.*, 2014, **136**, 9906. (f) K. C. MacLeod, D. J. Vinyard and P. L. Holland, *J. Am. Chem. Soc.*, 2014, **136**, 10226. (g) Y. Ishida and H. Kawaguchi, *J. Am. Chem. Soc.*, 2014, **136**, 16990. (h) T. Miyazaki, H. Tanaka, Y. Tanabe, M. Yuki, K. Nakajima, K. Yoshizawa and Y. Nishibayashi, *Angew. Chem., Int. Ed.*, 2014, **53**, 11488. (i) G. W. Margulieux, Z. R. Turner and P. J. Chirk, *Angew. Chem., Int. Ed.*, 2014, **53**, 14211. (j) C. Gradert, N. Stucke, J. Krahmer, C. Näther and F. Tuczek, *Chem. Eur. J.*, 2015, **21**, 1130. (k) Y. Lee, F. T. Sloane, G. Blondin, K. A. Abboud, R. García-Serres and L. J. Murray, *Angew. Chem., Int. Ed.*, 2015, **54**, 1499.
- (3) (a) T. A. Bazhenova and A. E. Shilov, *Coord. Chem. Rev.*, 1995, **144**, 69. (b) A. E. Shilov, *Russ. Chem. Bull.*, 2003, **52**, 2555. (c) K. Shiina, *J. Am. Chem. Soc.*, 1972, **94**, 9266. (d) K. Komori, H. Oshita, Y. Mizobe and M. Hidai, *J. Am. Chem. Soc.*, 1989, **111**, 1939. (e) K. Komori, S. Sugiura, Y. Mizobe, M. Yamada and M. Hidai, *Bull. Chem. Soc. Jpn.*, 1989, **62**, 2953. (f) H. Oshita, Y. Mizobe and M. Hidai, *J. Organomet. Chem.*, 1993, **456**, 213. (g) M. Mori, *J. Organomet. Chem.*, 2004, **689**, 4210. (h) H. Tanaka, A. Sasada, T. Kouno, M. Yuki, Y. Miyake, H. Nakanishi, Y. Nishibayashi and K. Yoshizawa, *J. Am. Chem. Soc.*, 2011, **133**,

3498. (i) M. Yuki, H. Tanaka, K. Sasaki, Y. Miyake, K. Yoshizawa and Y. Nishibayashi, *Nat. Commun.*, 2012, **3**, 1254. (j) Q. Liao, N. Saffon-Merceron and N. Mézailles, *Angew. Chem., Int. Ed.*, 2014, **53**, 14206.
- (4) (a) D. V. Yandulov and R. R. Schrock, *Science*, 2003, **301**, 76. (b) V. Ritleng, D. V.; Yandulov, W. W. Weare, R. R. Schrock, A. S. Hock and W. M. Davis, *J. Am. Chem. Soc.*, 2004, **126**, 6150. (c) R. R. Schrock, *Acc. Chem. Res.*, 2005, **38**, 955. (d) W. W. Weare, X. Dai, M. J. Byrnes, J. M. Chin, R. R. Schrock and P. Müller, *Proc. Natl. Acad. Sci. USA*, 2006, **103**, 17099. (e) R. R. Schrock, *Angew. Chem., Int. Ed.*, 2008, **47**, 5512.
- (5) (a) K. Arashiba, Y. Miyake and Y. Nishibayashi, *Nat. Chem.*, 2011, **3**, 120. (b) E. Kinoshita, K. Arashiba, S. Kuriyama, Y. Miyaka, R. Shimazaki, H. Nakanishi and Y. Nishibayashi, *Organometallics*, 2012, **31**, 8437.
- (6) (a) J. S. Anderson, J. Rittle and J. C. Peters, *Nature*, 2013, **501**, 84. (b) J. Rittle and J. C. Peters, *Proc. Natl. Acad. Sci. USA.*, 2013, **110**, 15898. (c) S. E. Creutz and J. C. Peters, *J. Am. Chem. Soc.*, 2014, **136**, 1105. (d) J. Rittle, C. C. L. McCrory and J. C. Peters, *J. Am. Chem. Soc.*, 2014, **136**, 13853. (e) G. Ung and J. C. Peters, *Angew. Chem., Int. Ed.*, 2015, **54**, 532.
- (7) H. Tanaka, K. Arashiba, S. Kuriyama, A. Sasada, K. Nakajima, K. Yoshizawa and Y. Nishibayashi, *Nat. Commun.*, 2014, **5**, 3737.
- (8) Independently, Batista and co-workers have recently reported a theoretical study on our reaction pathway, and they also concluded bimetallic complexes as reactive intermediates: Y.-H. Tian, A. W. Pierpont and E. R. Batista, *Inorg. Chem.*, 2014, **53**, 4177.
- (9) S. Kuriyama, K. Arashiba, K. Nakajima, H. Tanaka, N. Kamaru, K. Yoshizawa and Y. Nishibayashi, *J. Am. Chem. Soc.*, 2014, **136**, 9719.
- (10) For a recent review, see; B. M. Hoffman, D. Lukoyanov, Z.-Y. Yang, D. R. Dean and L. C. Seefeldt, *Chem. Rev.*, 2014, **114**, 4041.
- (11) (a) T. Spatzal, M. Aksoyoglu, L. Zhang, S. L. A. Andrade, E. Schleicher, S. Weber, D. C. Rees and O. Einsle, *Science*, 2011, **334**, 940. (b) K. M. Lancaster, M. Roemelt, P. Ettenhuber, Y. Hu, M. W. Ribbe, F. Neese, U. Bergmann and S. DeBeer, *Science*, 2011, **334**, 974. (c) K. M. Lancaster, Y. Hu, U. Bergmann, M. W. Ribbe and S. DeBeer, *J. Am. Chem. Soc.*, 2013, **135**, 610. (d) J. A. Wiig, Y. Hu, C. C. Lee and M. W. Ribbe, *Science*, 2012, **337**, 1672.

- (12) For recent reviews on redox-active ligands, see: (a) V. K. K. Praneeth, M. R. Ringenberg and T. R. Ward, *Angew. Chem., Int. Ed.*, 2012, **51**, 10228. (b) O. R. Luca and R. H. Crabtree, *Chem. Soc. Rev.*, 2013, **42**, 1440.
- (13) (a) J. M. Camara and T. B. Rauchfuss, *Nat. Chem.*, 2012, **4**, 26. (b) S. Samanta, K. Mitra, K. Sengupta, S. Chatterjee and A. Dey, *Inorg. Chem.*, 2013, **52**, 1443. (c) S. Ghosh, G. Hogarth, N. Hollingsworth, K. B. Holt, S. E. Kabir and B. E. Sanchez, *Chem. Commun.*, 2014, **50**, 945. (d) C. Hüttinger, C. Förster and K. Heinze, *Chem. Commun.*, 2014, **50**, 4285. (e) S. Roy, S. K. S. Mazinani, T. L. Groy, L. Gan, P. Tarakeshwar, V. Mujica and A. K. Jones, *Inorg. Chem.*, 2014, **53**, 8919.
- (14) (a) P. Stepnicka, Ed. *Ferrocenes: Ligands, Materials and Biomolecules*; John Wiley and Sons: Chichester, U.K., 2008. (b) E. S. Philips, *Ferrocenes: Compounds, Properties & Applications (Chemical Engineering Methods and Technology)*; Nova Science Publishers: New York, 2011.
- (15) Catalytic reactions by using ferrocene unit as a redox-active moiety in the catalyst, see; (a) C. S. Slone, C. A. Mirkin, G. P. A. Yap, I. A. Guzei and A. L. Rheingold, *J. Am. Chem. Soc.*, 1997, **119**, 10743. (b) M. Süßner and H. Plenio, *Angew. Chem., Int. Ed.*, 2005, **44**, 6885. (c) C. K. A. Gregson, V. C. Gibson, N. J. Long, E. L. Marshall, P. J. Oxford and A. J. P. White, *J. Am. Chem. Soc.*, 2006, **128**, 7410. (d) G. Liu, H. He, J. Wang, *Adv. Synth. Catal.*, 2009, **351**, 1610. (e) A. G. Tennyson, V. M. Lynch and C. W. Bielawski, *J. Am. Chem. Soc.*, 2010, **132**, 9420. (f) E. M. Broderick, N. Guo, T. Wu, C. S. Vogel, C. Xu, J. Sutter, J. T. Miller, K. Meyer, T. Cantat and P. L. Diaconescu, *Chem. Commun.*, 2011, **47**, 9897. (g) E. M. Broderick, N. Guo, C. S. Vogel, C. Xu, J. Sutter, J. T. Miller, K. Meyer, P. Mehrkhodavandi and P. L. Diaconescu, *J. Am. Chem. Soc.*, 2011, **133**, 9278. (h) C. D. Varnado, Jr., E. L. Rosen, M. S. Collins, V. M. Lynch and C. W. Bielawski, *Dalton Trans.*, 2013, **42**, 13251. (i) X. Wang, A. Thevenon, J. L. Brosmer, I. Yu, S. I. Khan, P. Mehrkhodavandi and P. L. Diaconescu, *J. Am. Chem. Soc.*, 2014, **136**, 11264. (j) P. Neumann, H. Dib, A.-M. Caminade and E. Hey-Howkins, *Angew. Chem., Int. Ed.*, 2015, **54**, 311.

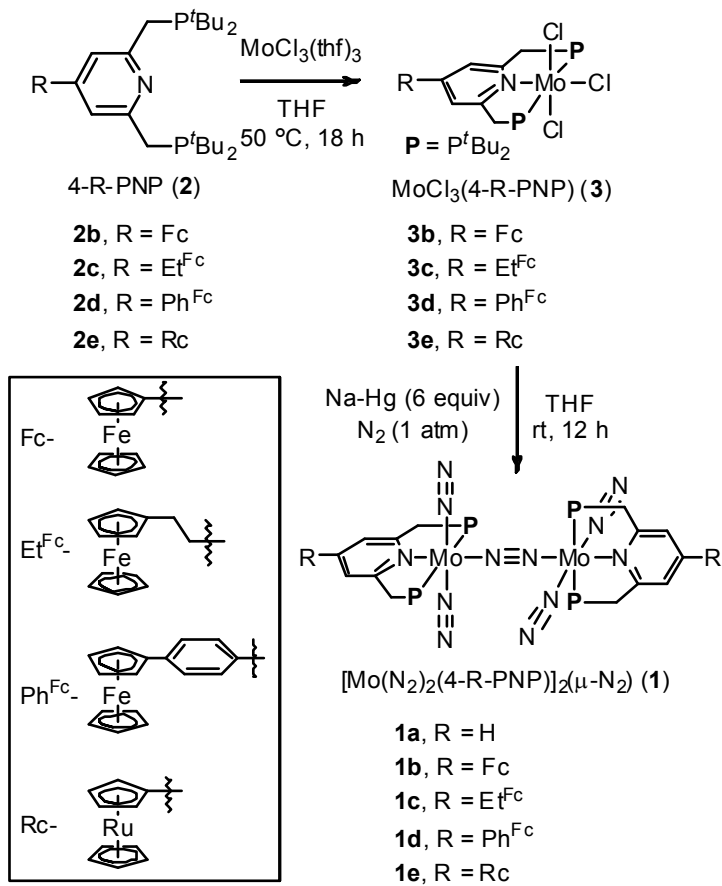
- (16) It is reported that the electrochemical oxidation of ruthenocene is an irreversible process; J. C. Swarts, A. Nafady, J. H. Roudebush, S. Trupia, and W. E. Geiger, *Inorg. Chem.*, 2009, **48**, 2156.
- (17) (a) C. D. Nunes, T. M. Santos, H. M. Carapuça, A. Hazell, M. Pillinger, J. Madureira, W.-M. Xue, F. E. Kühn and I. S. Gonçalves, *New. J. Chem.*, 2002, **26**, 1384. (b) T.-Y. Dong, M.-C. Lin, M. Y.-N. Chiang and J.-Y. Wu, *Organometallics*, 2004, **23**, 3921. (c) J. Rajput, A. T. Hutton, J. R. Moss, H. Su and C. Imrie, *J. Organomet. Chem.*, 2006, **691**, 4573. (d) K.-Q. Wu, J. Guo, J.-F. Yan, L.-L. Xie, F.-B. Xu, S. Bai, P. Nockemann and Y.-F. Yuan, *Organometallics*, 2011, **30**, 3504.
- (18) (a) T.-Y. Liu, Y. J. Chen, C.-C. Tai and K. S. Kwan, *Inorg. Chem.*, 1999, **38**, 674. (b) Y. J. Chen, C.-H. Kao, S. J. Lin, C.-C. Tai and K. S. Kwan, *Inorg. Chem.*, 2000, **39**, 189. (c) S.-H. Wu, J.-J. Shen, J. Yao and Y.-W. Zhong, *Chem. Asian. J.*, 2013, **8**, 138.
- (19) (a) D. E. Richardson and H. Taube, *Coord. Chem. Rev.*, 1984, **60**, 107. (b) J. E. Sutton and H. Taube, *Inorg. Chem.*, 1981, **20**, 3125. (c) Y. Kim and C. M. Lieber, *Inorg. Chem.*, 1989, **28**, 3990
- (20) M. W. Weatherburn, *Anal. Chem.*, 1967, **39**, 971.
- (21) Separately, we confirmed the direct conversion of molecular dinitrogen into ammonia by using $^{15}\text{N}_2$ gas in place of normal $^{14}\text{N}_2$ gas (see the Supporting information in details).
- (22) Separately, we also investigated catalytic reactions by using **1b** as a catalyst with other reductant such as CrCp^*_2 ($\text{Cp}^* = \eta^5\text{-C}_5\text{Me}_5$) having a higher reducing ability and proton sources such as [2-PicH]OTf (2-Pic = 2-picoline) and [ColH]OTf (Col = 2,4,6-collidine) under the same reaction conditions. In all cases, however, the yield of ammonia was lower compared with the result using CoCp_2 and [LutH]OTf as a reductant and a proton source, respectively. See the Supporting Information in details.
- (23) By comparison of the IR absorbance of the terminal dinitrogen ligand in **1a** with that in **1d** (vide supra), Ph^{Fc} -moiety in **1d** is considered to work as an electron-withdrawing group, suppressing the rate of catalytic formation. This may be the reason why only less amount of ammonia was produced under the same reaction conditions.

(24) (a) Previously, George and a co-worker found a substantial improvement of the stoichiometric formation of ammonia by the protonation of a molybdenum-dinitrogen complex bearing a ferrocenyldiphosphine as an auxiliary ligand.^{24b} More recently, we found that a molybdenum-dinitrogen complex bearing two ferrocenyldiphosphines as auxiliary ligands worked as an effective catalyst toward the formation of silylamine from molecular dinitrogen under ambient reaction conditions.^{3h} Electronic interaction between the Fe atom of the the ferrocenyldiphosphine and the Mo atom was not observed in both cases.

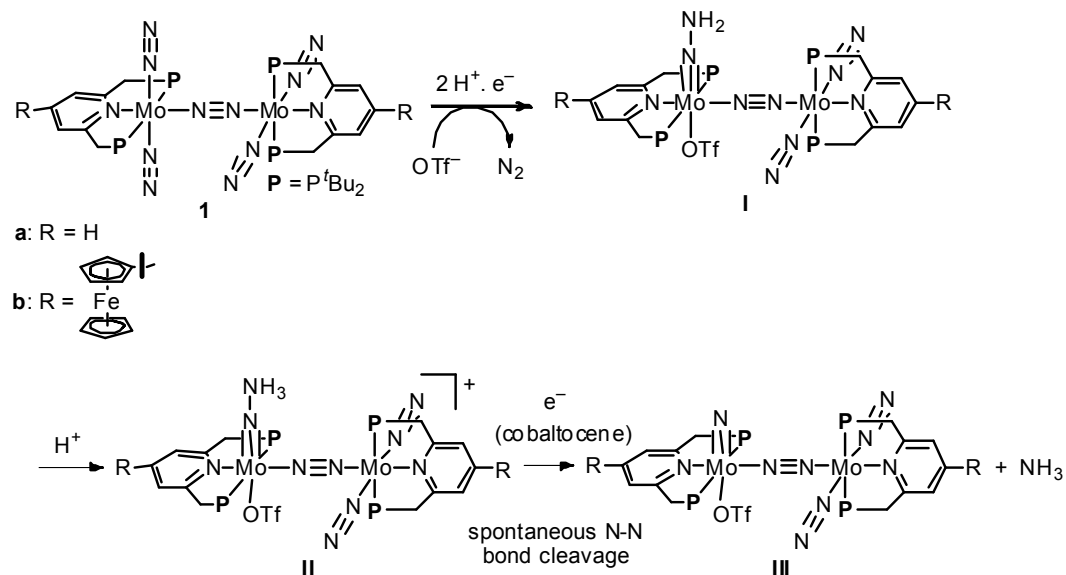
(b) T. A. George and R. C. Tisdale, *J. Am. Chem. Soc.*, 1985, **107**, 5157.

(25) (a) Y. Tanabe, S. Kuriyama, K. Arashiba, Y. Miyake, K. Nakajima and Y. Nishibayashi, *Chem. Commun.*, 2013, **49**, 9290. (b) T. Miyazaki, Y. Tanabe, M. Yuki, Y. Miyake, K. Nakajima and Y. Nishibayashi, *Chem. Eur. J.*, 2013, **19**, 11874. (c) K. Arashiba, K. Nakajima and Y. Nishibayashi, *Z. Anorg. Allg. Chem.*, 2015, **641**, 100. (d) Quite recently, Rebreyend and de Bruin have highlighted the photolytic N₂ splitting^{2h} as a road to sustainable NH₃ production; R C. Rebreyend and B. de Bruin, *Angew. Chem., Int. Ed.*, 2015, **54**, 42. (e) E. Kinoshita, K. Arashiba, S. Kuriyama, A. Eizawa, K. Nakajima, Y. Nishibayashi, *Eur. J. Inorg. Chem.* **2015**, 1789. (f) K. Arashiba, E. Kinoshita, S. Kuriyama, A. Eizawa, K. Nakajima, H. Tanaka, K. Yoshizawa, Y. Nishibayashi, *J. Am. Chem. Soc.*, **2015**, 137, in press (DOI: 10.1021/jacs.5b02579).

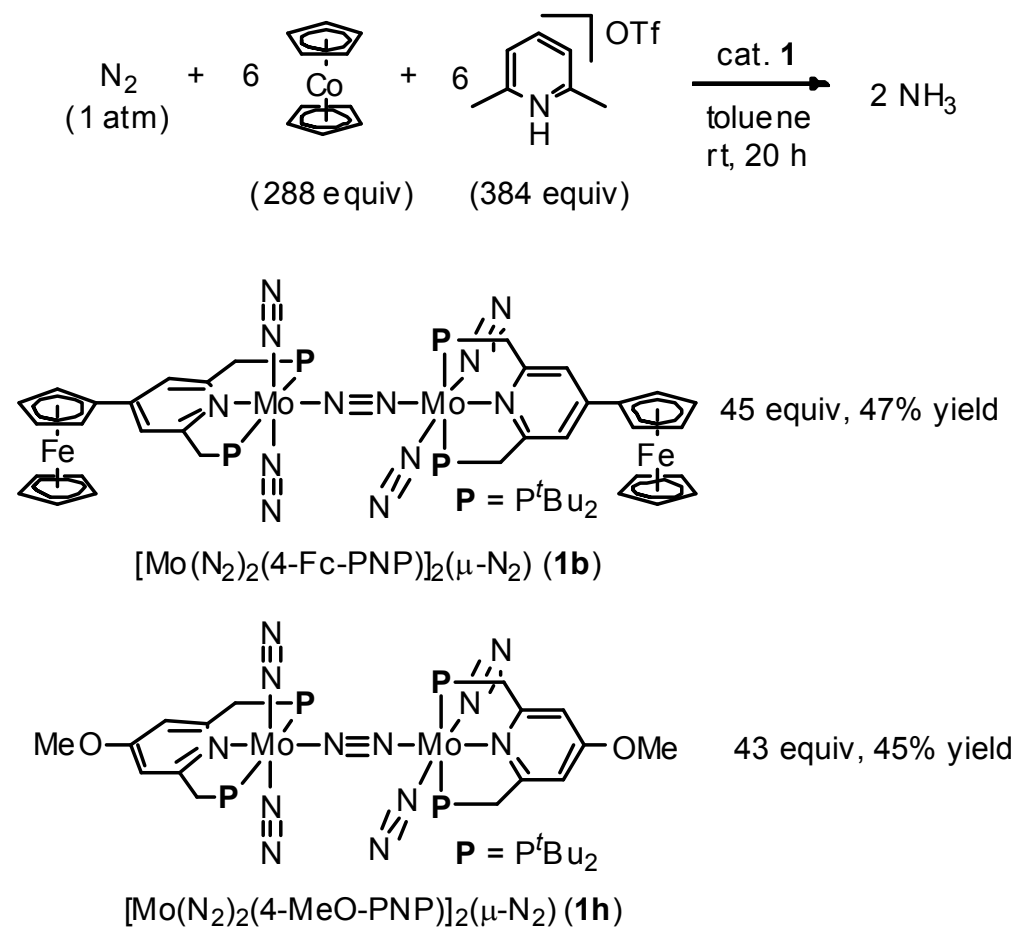
Scheme 1. Synthesis of Dinitrogen-Bridged Dimolybdenum-Dinitrogen Complexes Bearing Metallocene-Substituted PNP-Pincer Ligands **1**.



Scheme 2. Reaction Pathway from Dinitrogen-Bridged Dimolybdenum-Dinitrogen Complex **1** into Dinitrogen-Bridged Dimolybdenum-Nitride Complex **III** via Dinitrogen-Bridged Dimolybdenum-Hydrazide and -Hydrazidium Complexes **I** and **II**.



Scheme 3. Catalytic Formation of Ammonia from Molecular Dinitrogen in the Presence of **1b** and **1h** as Catalysts by Using Larger Amounts of Cobaltocene and Proton Source.



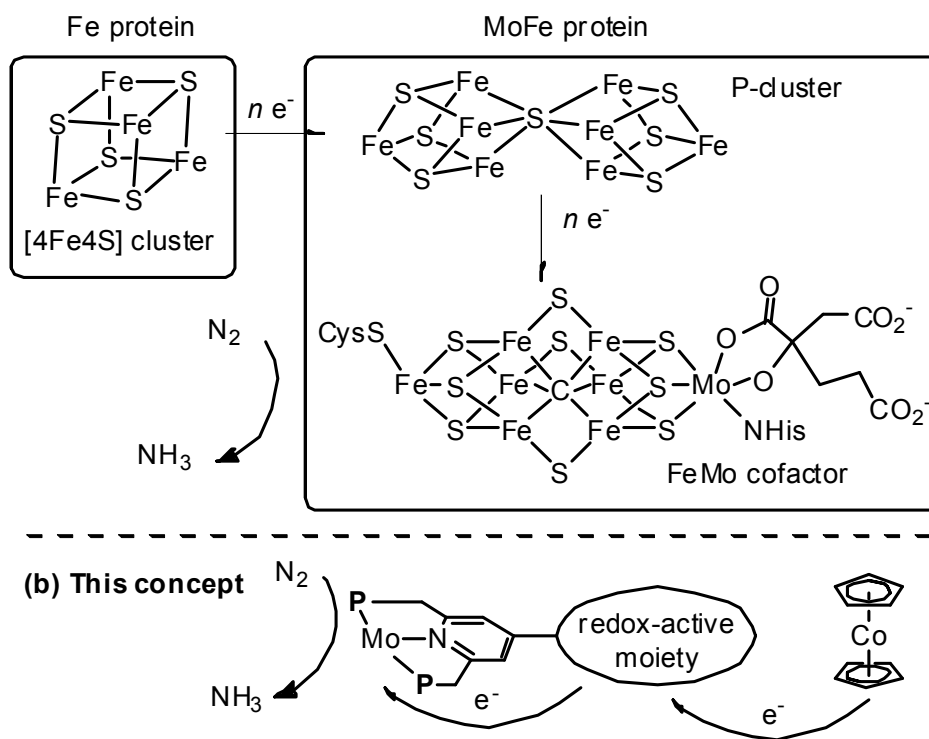
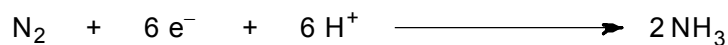
(a) active site of nitrogenase

Figure 1. (a) Structure of the 4Fe4S cluster, P-cluster, and FeMo cofactor of nitrogenase and an electron flow toward FeMo cofactor. (b) Our concept for new reaction system by using Mo complexes bearing a redox-active moiety.

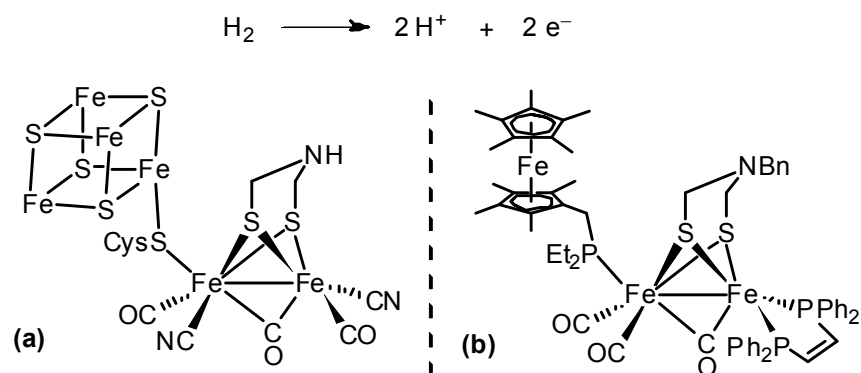


Figure 2. Reaction system of hydrogenase for oxidation of molecular dihydrogen. (a) Active site of [FeFe]hydrogenase. (b) Thiolate-bridged diiron complex bearing a ferrocenylmethylphosphine as a redox-active ligand.

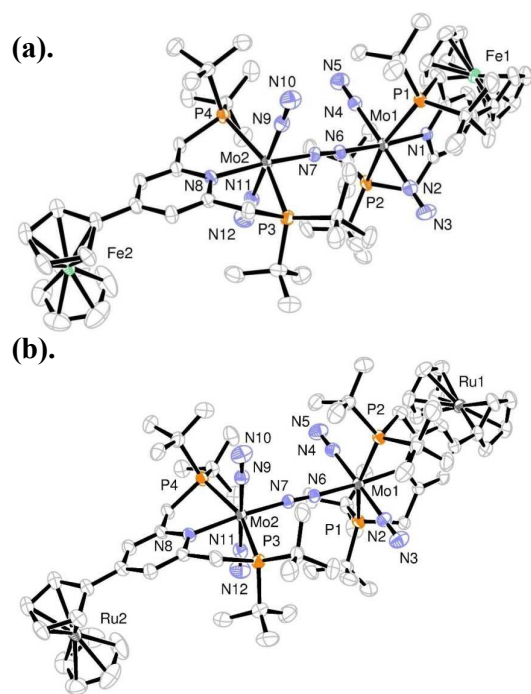


Figure 3. ORTEP drawings of **1b** (a) and **1e** (b). Hydrogen atoms and solvent molecules are omitted for clarity.

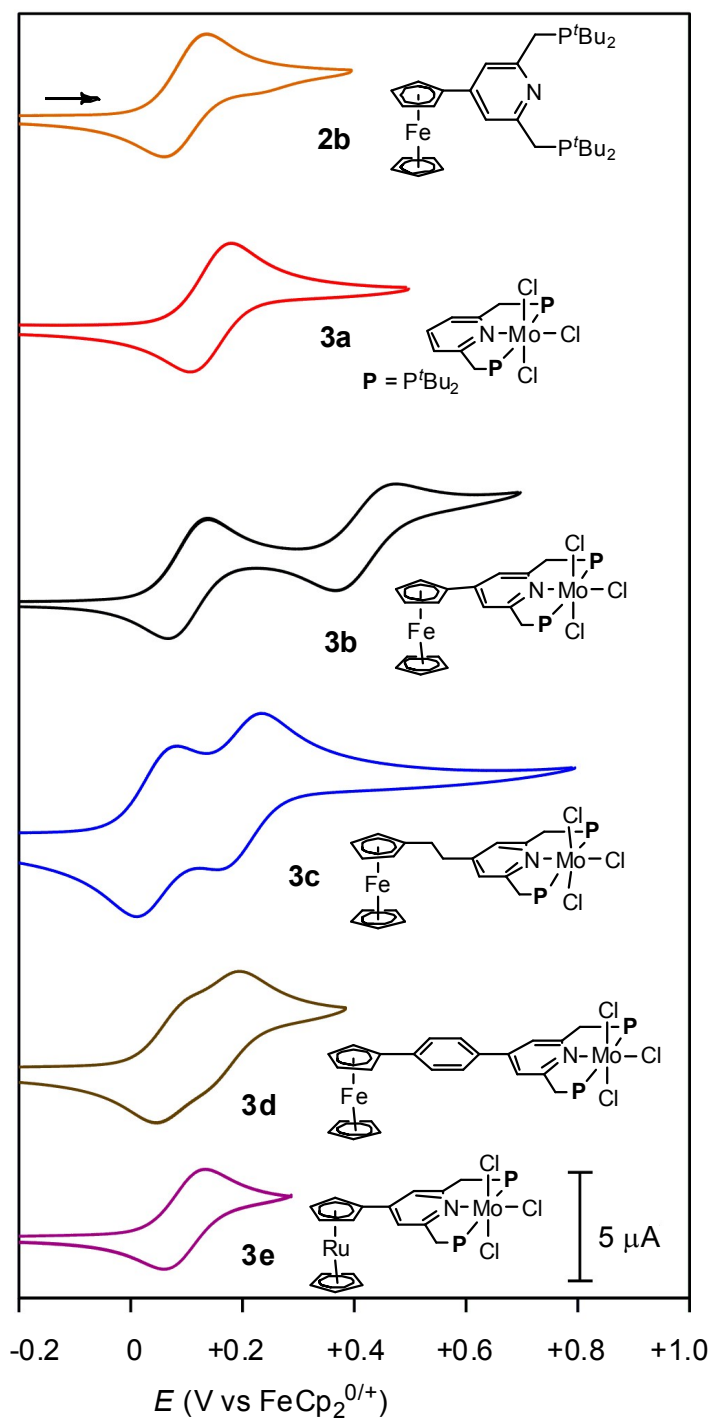


Figure 4. Cyclic Voltammograms of **2b** and **3a-3e**.

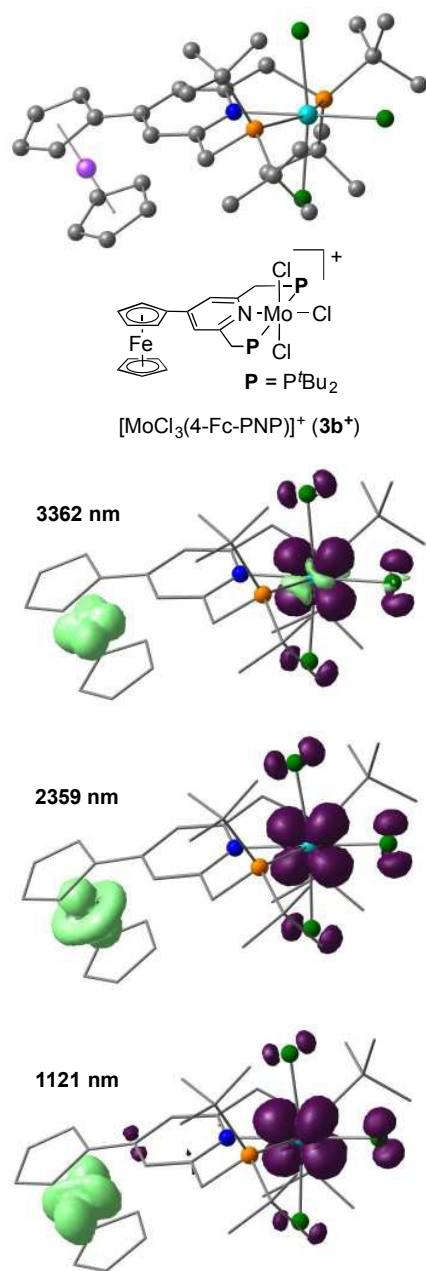


Figure 5. Electron density difference maps (EDDMs) of the electron transitions at 3362, 2359, 1121 nm of **[3b]⁺** calculated with a time-dependent BP86 method. Isosurface plots of loss and gain of electron density are presented in light green and purple, respectively.

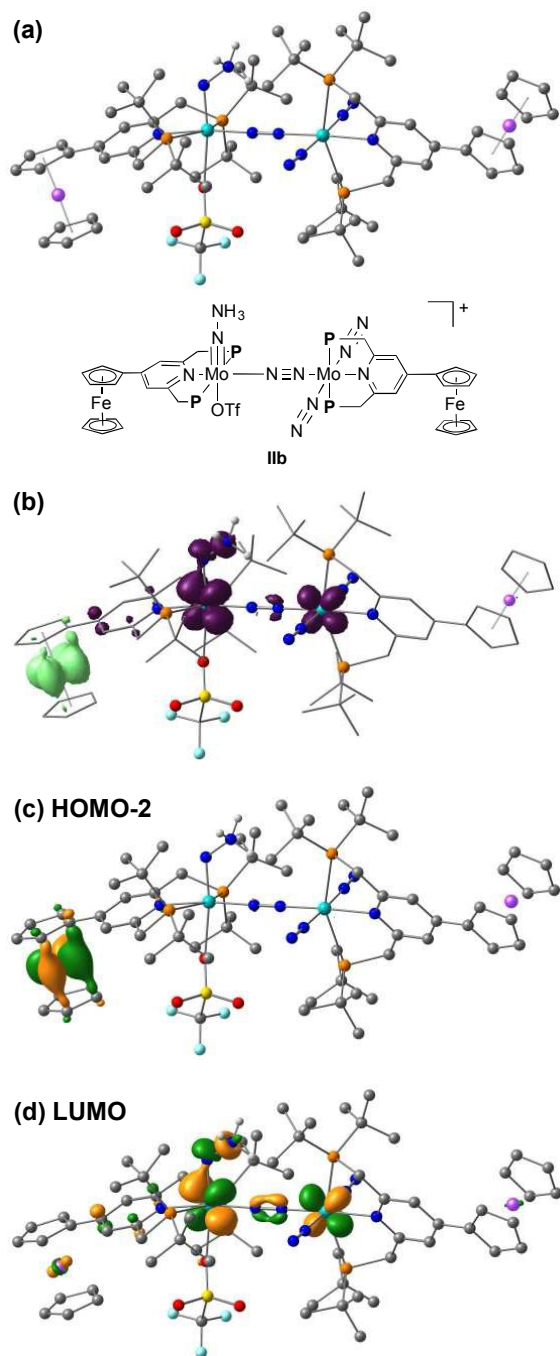


Figure 6. (a) Optimized structure of the ferrocene-substituted dinitrogen-bridged dimolybdenum-hydrazidium complex $[\text{Mo}(4\text{-Fc-PNP})(\text{OTf})(\text{NNH}_3)\text{-N}\equiv\text{N-Mo}(4\text{-Fc-PNP})(\text{N}_2)_2]^+$ (**IIb**). (b) EDDM of the electron transition at 1174 nm based on the time-dependent BP86 result. (c) Molecular orbitals responsible for the transition at 1174 nm.

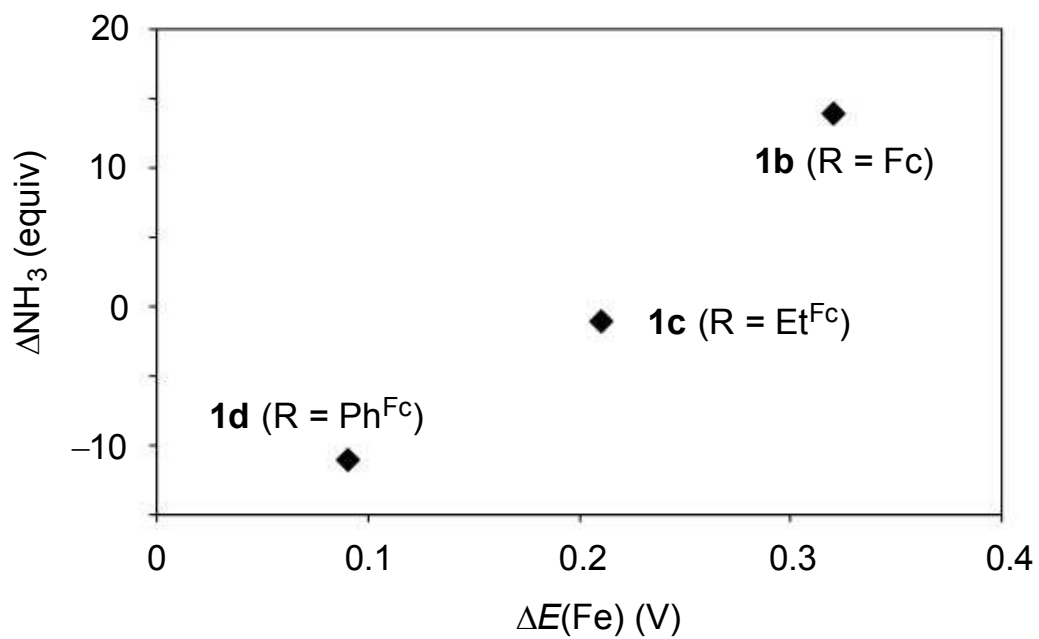


Figure 7. Relationship between the difference $E_{1/2}$ value of Fe(II/III) of the ferrocene unit in the PNP-pincer ligand **2** on the coordination as **3** and the difference of the catalytic activity of **1**. See Table 4 in details.

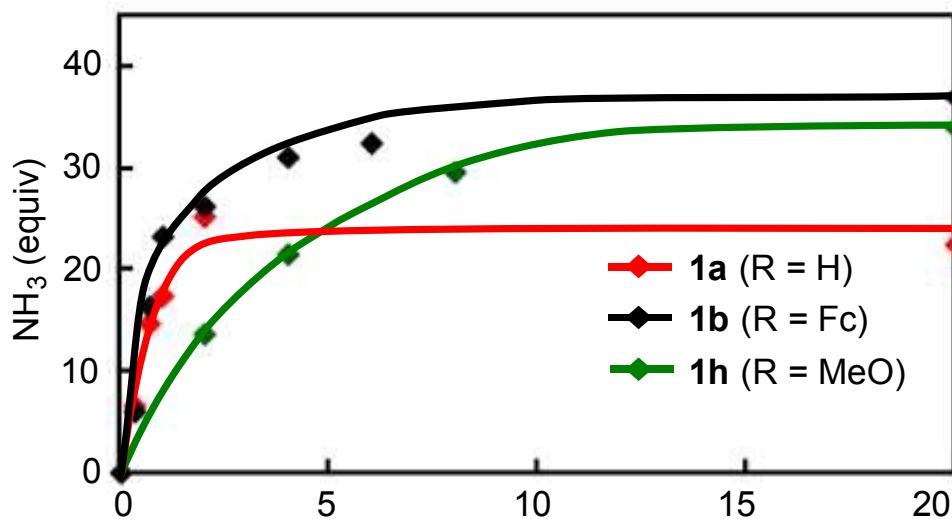
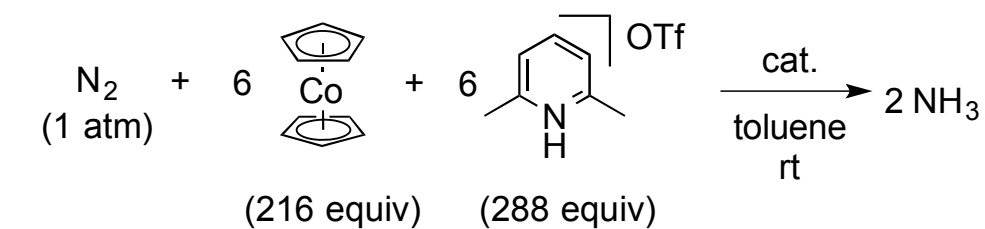


Figure 8. Time profiles of ammonia formation with **1a** (red), **1b** (black), and **1h** (green) as catalysts.

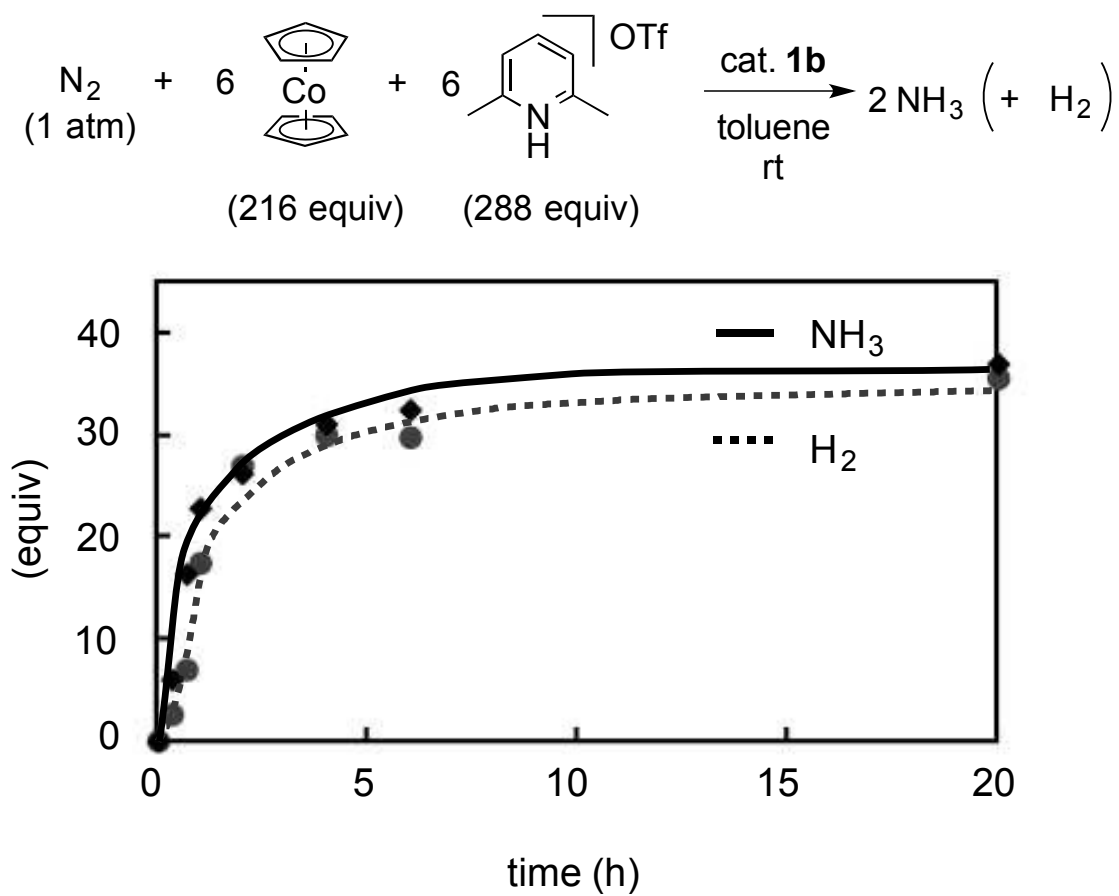


Figure 9. Time profiles of the formation of ammonia (solid line) and molecular dihydrogen (dashed line) with **1b** as a catalyst.

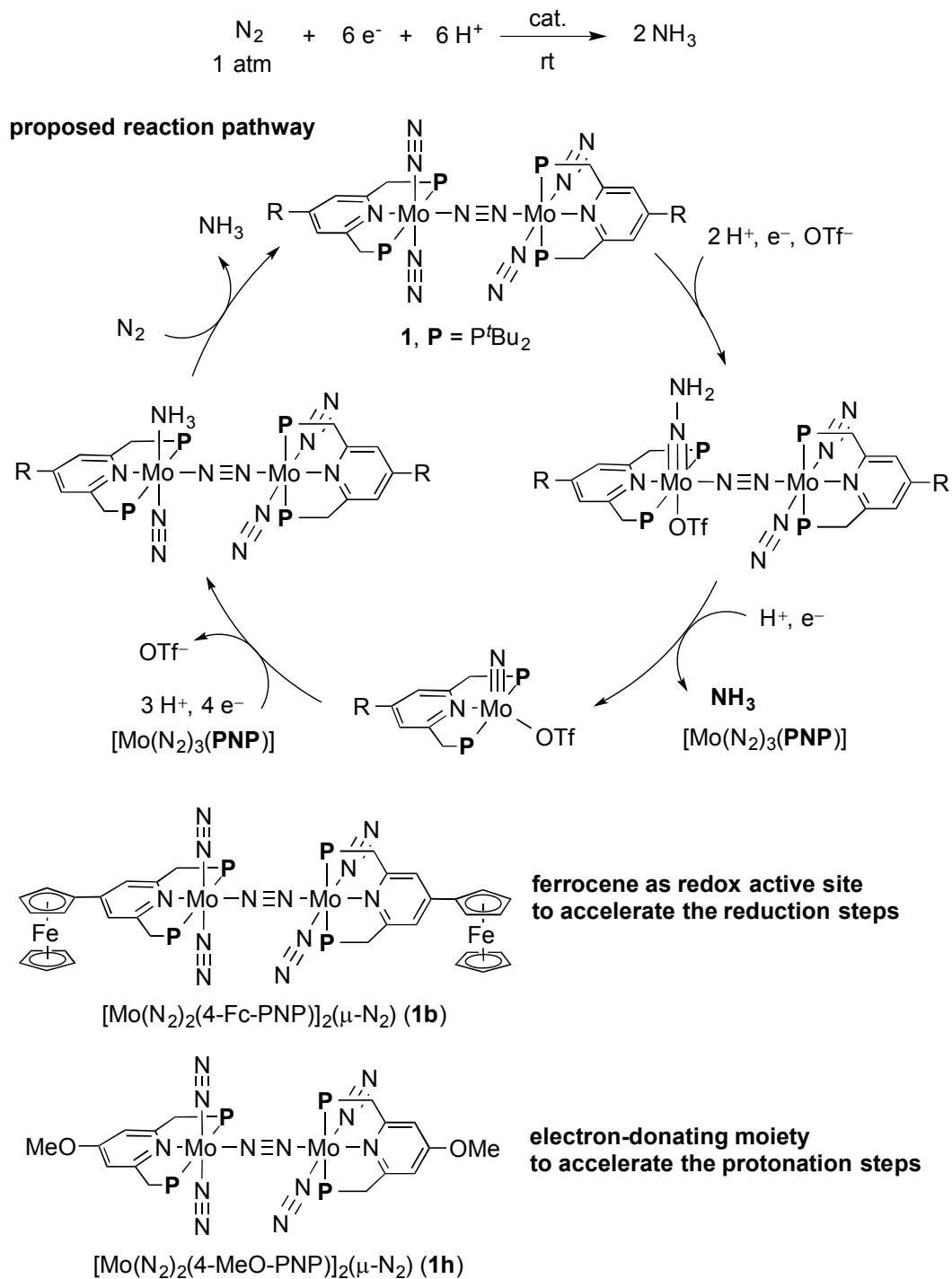
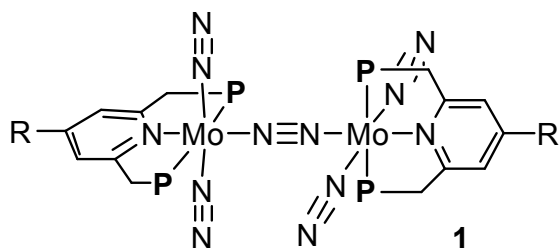


Figure 10. The role of substituent to the PNP-Pincer ligand toward the catalytic ammonia formation from molecular dinitrogen.

Table 1. Yield of **1** and IR Absorbance of Terminal Dinitrogen Ligand in **1**^a

| complex | R | yield of 1 ^b (%) | ν_{NN} (cm^{-1}) |
|------------------------|------------------|---------------------------------------|---|
| 1a | H | 63 | 1944 |
| 1b | Fc | 74 | 1944 |
| 1c | Et ^{Fc} | 62 | 1939 |
| 1d | Ph ^{Fc} | 32 | 1951 |
| 1e | Rc | 52 | 1944 |
| 1f ^c | Me | – | 1939 ^c |
| 1g ^c | Ph | – | 1950 ^c |



^a IR absorbance was measured in a THF solution of **1**.

^b Based on **3**.

^c Reference 9.

Table 2. Electrochemical Data of PNP-Pincer Ligand 2 and Molybdenum-Trichloride Complex Bearing PNP-Pincer Ligand 3^a

| compd. | R | Mo(III/IV) (V) | Fe(II/III) (V) | $\Delta E(\text{Fe})^b$ (V) |
|-----------|------------------|--------------------|--------------------|-----------------------------|
| 2b | Fc | - | +0.10 | - |
| 2c | Et ^{Fc} | - | -0.03 | - |
| 2d | Ph ^{Fc} | - | +0.04 | - |
| 2e | Rc | - | +0.79 ^c | - |
| 3a | H | +0.14 | - | - |
| 3b | Fc | +0.10 | +0.42 | +0.32 |
| 3c | Et ^{Fc} | +0.05 | +0.19 | +0.21 |
| 3d | Ph ^{Fc} | +0.06 ^d | +0.13 ^d | +0.09 |
| 3e | Rc | +0.09 ^e | - ^e | - |

^aMeasured by cyclic voltammetry in THF at 0.1 V/s with [NBu₄]BARF₄ as a supporting electrolyte. Potentials are indicated as $E_{1/2}$ values vs FeCp₂^{0/+}. ^b ΔE is the difference of the Fe(II/III) potential between **2** and **3**. ^c E_{pa} value of ruthenocene oxidation. ^dMeasured by differenced pulse voltammetry (DPV). ^eOxidation of ruthenocene was not observed in the electrochemical window.

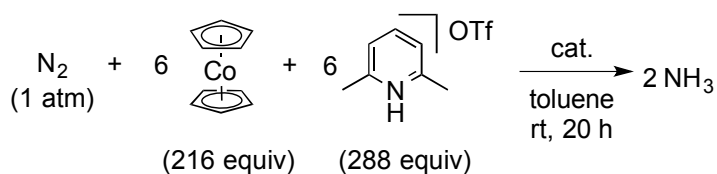
Table 3. Molybdenum-Catalyzed Reduction of Molecular Dinitrogen into Ammonia under Ambient Reaction Conditions^a

N_2 (1 atm) + 6 CoCp_2 (216 equiv) + 6 $[\text{LutH}]\text{OTf}$ (288 equiv) $\xrightarrow[\text{toluene, rt, 20 h}]{\text{cat.}}$ 2 NH_3

| run | cat. | R | NH_3 (equiv) ^b | NH_3 (%) ^c | H_2 (equiv) ^b | H_2 (%) ^c |
|----------------|-----------|------------------|---------------------------------------|-----------------------------------|--------------------------------------|----------------------------------|
| 1 | 1b | Fc | 37 ^f | 51 | 36 ^h | 33 |
| 2 ^d | 1a | H | 23 | 31 | 46 | 43 |
| 3 ^e | 1a | H | 21 ^g | 29 | 44 ^h | 41 |
| 4 | 1c | Et ^{Fc} | 30 ^f | 41 | 35 ^f | 32 |
| 5 | 1d | Ph ^{Fc} | 10 ^f | 14 | 50 ^g | 46 |
| 6 | 1e | Rc | 25 ^g | 35 | 38 ^h | 36 |
| 7 ^d | 1h | MeO | 34 | 47 | 36 | 33 |

^a To a mixture of the catalyst (**1**: 0.010 mmol) and [LutH]OTf (288 equiv to the catalyst) as proton source in toluene (1.0 mL) was added a solution of CoCp_2 (216 equiv to catalyst) as a reductant in toluene (4.0 mL) at room temperature over a period of 1 h, followed by stirring the resulting mixture at room temperature for another 19 h under an atmospheric pressure of dinitrogen. ^b Mol equiv to the catalyst. Averages of multiple runs are shown. ^c Yield based on CoCp_2 . ^d Reference 9. ^e FeCp_2 (2 equiv to **1a**) was added. ^f Variation of ± 2 equiv between experiments. ^g Variation of ± 3 equiv between experiments. ^h Variation of ± 1 equiv between experiments.

Table 4. Difference of Catalytic Activity of Dinitrogen-Bridged Dimolybdenum-Dinitrogen Complexes and Difference of $E_{1/2}$ Value of Fe(II/III) Couple upon Coordination



| run | complex bearing ferrocene moiety | | | reference complex ^a | | | ΔNH_3 (equiv) ^b | $\Delta E(\text{Fe})$ (V) ^c |
|-----|----------------------------------|------------------|------------------------------------|--------------------------------|----|------------------------------------|--|--|
| | complex | R | NH_3 (equiv) ^b | complex | R | NH_3 (equiv) ^b | | |
| 1 | 1b | Fc | 37 | 1a | H | 23 | 14 ^d | 0.32 |
| 2 | 1c | Et ^{Fc} | 30 | 1f | Me | 31 | -1 ^e | 0.22 |
| 3 | 1d | Ph ^{Fc} | 10 | 1g | Ph | 21 | -11 ^f | 0.09 |

^a Reference 9.

^b The amount of ammonia based on the catalyst.

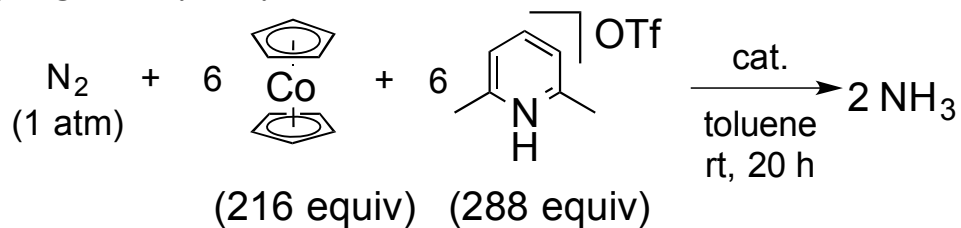
^c Difference of $E_{1/2}$ value of the Fe(II/III) couple of the ferrocene moiety between the corresponding PNP-pincer ligand **2** and the molybdenum-trichloride complex **3**. See Table 2.

^d Difference between the amount of ammonia catalyzed by **1b** and that by **1a**.

^e Difference between the amount of ammonia catalyzed by **1c** and that by **1f**.

^f Difference between the amount of ammonia catalyzed by **1d** and that by **1g**.

Table 5. TOF and TON Values for the Formation of Ammonia and Molecular Dihydrogen Catalyzed by **1^a**



| complex | R | TOF (NH ₃) (h ⁻¹) | TOF (H ₂) (h ⁻¹) | TON (NH ₃) | TON (H ₂) |
|-----------|-----|--|---|------------------------|-----------------------|
| 1b | Fc | 23 ^b | 17 ^c | 37 ^c | 36 ^b |
| 1a | H | 17 | 23 | 23 | 46 |
| 1h | MeO | 7 | 5 | 34 | 36 |

^a TOF and TON are determined based on the catalyst. Average of multiple runs is shown. See Table 3 for reaction conditions. Values of **1a** and **1h** are from reference 9. ^b Variation of ±1 equiv between experiments. ^c Variation of ±2 equiv between experiments.