

**Cobalt catalyzed sp³ C–H amination utilizing aryl azides**

Journal:	<i>Chemical Science</i>
Manuscript ID:	SC-EDG-03-2015-001162.R1
Article Type:	Edge Article
Date Submitted by the Author:	08-Jul-2015
Complete List of Authors:	Villanueva, Omar; Emory University, Department of Chemistry Mace Weldy, Nina; Emory University, Department of Chemistry Blakey, Simon; Emory University, Department of Chemistry MacBeth, Cora; Emory University, Department of Chemistry

EDGE ARTICLE

Cobalt catalyzed sp^3 C–H amination utilizing aryl azides

Cite this: DOI: 10.1039/x0xx00000x

Omar Villanueva, Nina Mace Weldy, Simon B. Blakey* and Cora E. MacBeth*

Received 00th January 2012,
Accepted 00th January 2012

DOI: 10.1039/x0xx00000x

www.rsc.org/

A dinuclear Co(II) complex supported by a modular, tunable redox-active ligand system is capable of selective C–H amination to form indolines from aryl azides in good yields at low (1 mol %) catalyst loading. The reaction is tolerant of medically relevant heterocycles, such as pyridine and indole, and it can be used to form 5-, 6-, and 7-membered rings. The synthetic versatility obtained using low loadings of an earth abundant transition metal complex represents a significant advance in catalytic C–H amination technology.

Introduction

The direct amination of C–H bonds in a mild, functional group tolerant manner represents an important technology for the synthesis of biologically active molecules, including natural products and pharmaceutical agents.¹ Significant progress has been made in the development of catalysts capable of promoting metallonitrene initiated C–H amination utilizing carbamate,²⁻⁶ sulfamate,^{2, 7-12} sulfonamide,^{13, 14} sulfamide,¹⁵⁻¹⁸ and phosphoramidate¹⁹ reagents for both intra- and intermolecular C–H amination, and in some cases, useful levels of enantio-induction can also be achieved.²⁰⁻²⁴

On occasion, these C–H amination reactions install the desired nitrogen functionality, but more frequently deprotection and subsequent elaboration are required. Robust C–H functionalization reactions to directly incorporate alkyl or aryl amines into a target molecule have proven to be more challenging and are the focus of this study.²⁵

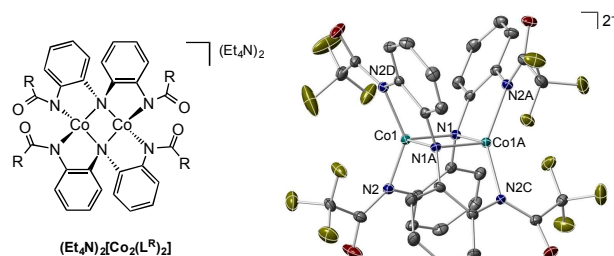
Alkyl and aryl azides have been recognized as important reagents for these reactions, offering the potential to deliver the C–H amination product in the presence of an appropriate catalyst, with nitrogen gas as the only byproduct. In early work, Driver and coworkers described [(cod)Ir(OMe)]₂ as uniquely effective in catalyzing the intramolecular sp^3 C–H insertion of a presumed metallonitrene intermediate obtained by aryl azide decomposition.²⁶ Subsequent studies have shown that Rh₂(esp)₂²⁷ and Fe(TPP)₂²⁸ are also capable of inducing these reactions.

The pioneering studies of Tim Warren and coworkers established β -diketimide copper complexes as effective catalysts for C–H amination reactions with alkyl azides, but these reactions are complicated by competitive α -hydride migration.^{29, 30}

Recent reports by Betley and coworkers have established the advantage of incorporating a dipyrromethene redox-active ligand system³¹⁻³³ at Fe(II) centers to promote efficient catalytic C–H amination of aliphatic³⁴ and olefinic³⁵ substrates. Application of this ligand system in a Co(I) complex proved to stabilize a cobalt(III)-imido species derived from aryl and alkyl azides capable of carrying out C–H bond activation. However, this system was not reported to be catalytic.³⁶

In this manuscript we report the development of a cobalt catalyst for C–H amination that is tolerant of medically relevant heterocycles, such as pyridine and indole, and is capable of delivering 5-, 6-, and 7-membered rings. This combination of robust functional group tolerance and versatility with respect to ring size obtained, with low loadings of an earth-abundant transition metal complex represents, a significant advance in C–H amination catalysis.

We have previously disclosed that Co(II) complexes supported by a coordinatively versatile redox-active ligand derived from the NH(*o*-PhNHC(O)^{*i*}Pr)₂ scaffold are capable of promoting catalytic dioxygen activation to carry out O-atom transfer processes at impressive rates.³⁷ The multi-electron processes required for this oxygen activation chemistry parallel those implicit in the azide activation/C–H amination sequence, suggesting that these novel dinuclear Co(II) complexes should be investigated as catalysts for metallonitrene chemistry (Figure 1).



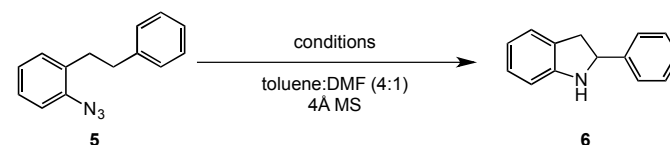
R = ⁱPr (1), R = ^tBu (2), R = Ph (3), R = CF₃ (4)

Fig. 1 Left: family of dinuclear Co(II) complexes investigated in this study (R = ⁱPr, ^tBu, Ph, CF₃); Right: Molecular structure of **4** determined by single crystal X-ray diffraction.

Results and discussion

ortho-Homobenzyl substituted aryl azide **5** (Table 1) was selected as a test substrate to explore the possibility of the cobalt(II)-catalyzed intramolecular amination of aryl azides and establish effective reaction conditions (Table 1). No reaction was observed at room temperature with complex **1** and azide **5** over the course of 24 hours (entry 1). However, performing the reaction at elevated temperature (110 °C) produced indoline **6** as the only product in 43 % yield (entry 2). To take advantage of the modularity of the ligand, dinuclear Co(II) complexes with varying acyl substituents (R = CF₃, Ph, ^tBu) were evaluated for catalytic activity for intramolecular C–H amination using aryl azide **5**. ^tButyl- and phenyl-substituted Co(II) complexes, **2** and **3**, furnished lower indoline yields of 20% and 10%, respectively (entries 3 and 4). Substitution of an electron-withdrawing CF₃ group on the ligand in complex **4** resulted in trace amounts of **6** (entry 5). Carrying out the reaction with lower catalyst loading (1 mol %) of the best-performing catalyst **1** resulted in a yield of 11 % **6** over 24 hours (entry 6). Extending the reaction time to 48 hours resulted in an optimal yield of 83 % **6** (entry 7). Control experiments show that under these reaction conditions azide **5** remains intact in the absence of a Co(II) catalyst (entry 8). Furthermore, performing this reaction in the presence of a simple Co(II) salt (CoBr₂) resulted in no product formation (entry 9), suggesting that the ligand framework is essential to promote this transformation using Co(II). It is important to note that this system is sensitive to water, and molecular sieves are required to achieve optimal indoline yields. In the absence of molecular sieves, a cyclized ligand byproduct (see SI) was observed, along with diminished indoline yields.

Table 1. Optimization of reaction conditions for C–H amination



entry	catalyst	mol %	time (h)	T (°C)	yield, % ^a
1	1	10	24	25	0
2	1	10	24	110	43
3	2	10	24	110	20
4	3	10	24	110	10
5	4	10	24	110	trace
6	1	1	24	110	11
7	1	1	48	110	83
8	—	—	48	110	0
9	CoBr ₂	1	48	110	0

^aDetermined by ¹H NMR using 1,3,5-trimethoxybenzene as an internal standard.^c

Under optimized conditions, azide **5** was converted to indoline in 80 % isolated yield, notably without formation of the corresponding aniline or over-oxidation to the 2-phenylindole (Table 2, entry 1). The reaction was found to be robust with respect to the electronic nature of the homobenzyl aryl ring (83 % and 81 %, entries 2 and 3, respectively). Modulation of the aryl azide substitution resulted in a slight decrease in yield to 72 % for CF₃-substituted azide (entry 4). Notably, OMe substitution of the aryl azide resulted in 60 % yield of 5-methoxy-2-phenylindole (entry 5). A 2:1 mixture of indoline to indole was observed by crude ¹H NMR of the reaction mixture, but the indoline was oxidized upon exposure to silica gel chromatography during purification. The previously reported [(cod)Ir(OMe)]₂ did not catalyze indoline formation with this particular substrate.²⁶

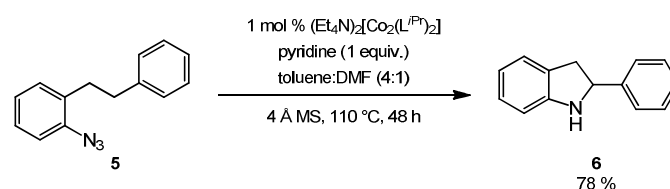
Extending the alkyl linker resulted in selective formation of the tetrahydroquinoline under these conditions, demonstrating six-membered ring formation is possible via this catalytic C–H amination reaction (Table 2, entry 6). Additionally, by extending the alkyl chain further, the seven-membered tetrahydrobenzoazepine was formed, albeit in diminished yield, (30 %, entry 7).

Table 2. Scope of Co(II)-catalyzed C–H amination with aryl azides

entry	substrate	product	yield ^a
1			80
2			83
3			81
4			72
5			60 ^b
6			70
7			30 ^c
8			80
9			85
10			0 ^d
11			85

^aYield of isolated product. ^bYield of isolated indole. ^c5 mol % catalyst loading. ^d90 % starting azide recovered from reaction mixture.

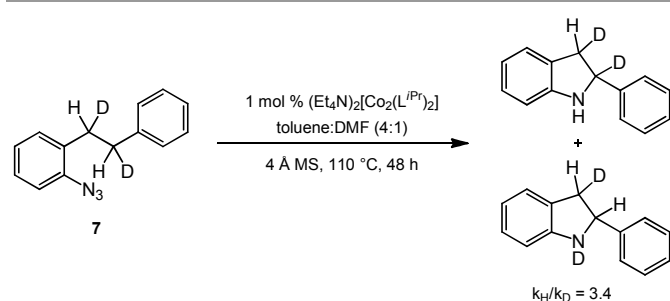
Novel heteroaromatic-containing substrates were also investigated with this catalyst system (Table 2, entries 8 and 9). Prior to investigating insertion at the benzylic position adjacent to pyridine, 1 equivalent of pyridine was added to the standard reaction of 1-azido-2-phenethylbenzene (**5**), and it was observed that the reaction proceeded normally (Scheme 1). This is notable due to the expectation that the high binding affinity of pyridine to transition metals might inhibit reactivity, as has been observed for other azide amination systems in the presence of exogenous coordinating ligands.³⁴ Based on these results, the *ortho*-homopyridinyl-substituted aryl azide was synthesized and found to undergo amination in identical yield to the comparable benzylic insertion (entry 8). This tolerance of pyridine functionality, a privileged heterocycle for drug discovery, demonstrates the usefulness of this catalyst system for targets of pharmaceutical interest.³⁸



Scheme 1. C–H amination in the presence of pyridine.

In expanding to other biologically-relevant heteroaromatics, we investigated amination at the benzylic position adjacent to a protected indole and observed excellent conversion to product (85 %, Table 2, entry 9). This also demonstrates the reaction is tolerant of an oxidation-sensitive substrate. However, in testing insertion into a benzylic 3° C–H center (Table 2, entry 10), we found amination was suppressed, resulting in 90 % recovery of unreacted azide. Notably, when the alkyl chain was extended by one carbon, 3° C–H insertion was achieved to form the tetrahydroquinoline in 85 % yield (Table 2, entry 11).

In order to probe the reaction pathway, the deuterated *ortho*-homobenzyl-aryl azide **7** was synthesized²⁷ to measure the kinetic isotope effect (KIE) of this reaction. The deuterated substrate was subjected to the standard reaction conditions and analysis of the crude reaction mixture by ¹H NMR provided a KIE of 3.4 (Scheme 2). This kinetic isotope effect is lower than those observed for benzylic insertion by Driver and coworkers for the aryl azide system with [(cod)Ir(OMe)₂] (5.06)²⁶ and Rh₂(esp)₂ (6.0)²⁷ and by Betley and coworkers for their Fe-catalyzed alkyl azide amination (5.3).³⁴ Zhang and coworkers observed a similarly greater value for allylic insertion of a sulfonyl azide of 6.2.¹⁷ While the value measured for the Co system is lower than these examples, it is higher than the KIE of 1.9 observed for dirhodium(II) catalyzed intramolecular benzylic amination with sulfamate esters.³⁹ These data suggest a hydrogen-atom abstraction/radical recombination mechanism maybe operative in this system. Further studies to propose a mechanism for these reactions are currently underway in our laboratories.



Scheme 2. Kinetic isotope effect of intramolecular amination.

Conclusions

In conclusion, we have shown a Co(II)-complex with a modular ligand is capable of selectively catalyzing benzylic C–H amination with aryl azides utilizing a variety of substrates in good yields. This robust catalyst system holds potential for application in pharmaceutical and total synthesis, as well as extension to other substrate classes.

Acknowledgements

This research was supported by the National Science Foundation under the Center for Chemical Innovation in Selective C–H Functionalization (CHE-1205656).

Notes and references

- J. L. Jeffrey and R. Sarpong, *Chem. Sci.*, 2013, **4**, 4092.
- C. G. Espino, P. M. Wehn, J. Chow and J. Du Bois, *J. Am. Chem. Soc.*, 2001, **123**, 6935.
- H. Lu, V. Subbarayan, J. Tao and X. P. Zhang, *Organometallics*, 2009, **29**, 389.
- R. D. Grigg, J. W. Rigoli, S. D. Pearce and J. M. Schomaker, *Org. Lett.*, 2012, **14**, 280.
- H. Lebel, K. Huard and S. Lectard, *J. Am. Chem. Soc.*, 2005, **127**, 14198.
- H. Lebel, C. Spitz, O. Leogane, C. Trudel and M. Parmentier, *Org. Lett.*, 2011, **13**, 5460.
- C. G. Espino, K. W. Fiori, M. Kim and J. Du Bois, *J. Am. Chem. Soc.*, 2004, **126**, 15378.
- K. W. Fiori and J. Du Bois, *J. Am. Chem. Soc.*, 2007, **129**, 562.
- D. E. Olson and J. Du Bois, *J. Am. Chem. Soc.*, 2008, **130**, 11248.
- J. L. Roizen, D. N. Zalatan and J. Du Bois, *Angew. Chem. Int. Ed.*, 2013, **52**, 11343.
- P. M. Wehn, J. H. Lee and J. Du Bois, *Org. Lett.*, 2003, **5**, 4823.
- D. E. Olson, D. A. Roberts and J. Du Bois, *Org. Lett.*, 2012, **14**, 6174.
- J. V. Ruppel, R. M. Kamble and X. P. Zhang, *Org. Lett.*, 2007, **9**, 4889.
- T. Kang, Y. Kim, D. Lee, Z. Wang and S. Chang, *J. Am. Chem. Soc.*, 2014, **136**, 4141.
- T. Kurokawa, M. Kim and J. Du Bois, *Angew. Chem. Int. Ed.*, 2009, **48**, 2777.
- H. Lu, H. Jiang, L. Wojtas and X. P. Zhang, *Angew. Chem. Int. Ed.*, 2010, **49**, 10192.
- H. Lu, H. Jiang, Y. Hu, L. Wojtas and X. P. Zhang, *Chem. Sci.*, 2011, **2**, 2361.
- H. Lu, Y. Hu, H. Jiang, L. Wojtas and X. P. Zhang, *Org. Lett.*, 2012, **14**, 5158.
- H. Lu, J. Tao, J. E. Jones, L. Wojtas and X. P. Zhang, *Org. Lett.*, 2010, **12**, 1248.
- R. P. Reddy and H. M. L. Davies, *Org. Lett.*, 2006, **8**, 5013.
- E. Milczek, N. Boudet and S. Blakey, *Angew. Chem. Int. Ed.*, 2008, **47**, 6825.
- D. N. Zalatan and J. Du Bois, *J. Am. Chem. Soc.*, 2008, **130**, 9220.
- V. Subbarayan, J. V. Ruppel, S. Zhu, J. A. Perman and X. P. Zhang, *Chem. Commun.*, 2009, 4266.
- Y. Nishioka, T. Uchida and T. Katsuki, *Angew. Chem. Int. Ed.*, 2013, **52**, 1739.
- A. McNally, B. Haffemayer, B. S. L. Collins and M. J. Gaunt, *Nature*, 2014, **510**, 129.
- K. Sun, R. Sachwani, K. J. Richert and T. G. Driver, *Org. Lett.*, 2009, **11**, 3598.
- Q. Nguyen, K. Sun and T. G. Driver, *J. Am. Chem. Soc.*, 2012, **134**, 7262.
- Y. Liu, J. Wei and C.-M. Che, *Chem. Commun.*, 2010, **46**, 6926.
- Y. M. Badieli, A. Dinescu, X. Dai, R. M. Palomino, F. W. Heinemann, T. R. Cundari and T. H. Warren, *Angew. Chem. Int. Ed.*, 2008, **47**, 9961.
- M. J. B. Aguila, Y. M. Badieli and T. H. Warren, *J. Am. Chem. Soc.*, 2013, **135**, 9399.
- A. Vlcek, *Coord. Chem. Rev.*, 2010, **254**, 1357.
- O. R. Luca and R. H. Crabtree, *Chem. Soc. Rev.*, 2013, **42**, 1440.
- V. K. K. Praneeth, M. R. Ringenberg and T. R. Ward, *Angew. Chem. Int. Ed.*, 2012, **51**, 10228.
- E. T. Hennessy and T. A. Betley, *Science*, 2013, **340**, 591.
- E. T. Hennessy, R. Y. Liu, D. A. Iovan, R. A. Duncan and T. A. Betley, *Chem. Sci.*, 2014, **5**, 1526.
- E. R. King, G. T. Sazama and T. A. Betley, *J. Am. Chem. Soc.*, 2012, **134**, 17858.
- S. K. Sharma, P. S. May, M. B. Jones, S. Lense, K. I. Hardcastle and C. E. MacBeth, *Chem. Commun.*, 2011, **47**, 1827.
- J. S. Carey, D. Laffan, C. Thomson and M. T. Williams, *Org. Biomol. Chem.*, 2006, **4**, 2337.
- K. W. Fiori, C. G. Espino, B. H. Brodsky and J. Du Bois, *Tetrahedron*, 2009, **65**, 3042.