



**Tethered N-Heterocyclic Carbene-Carboranes: Unique
Ligands that Exhibit Unprecedented and Versatile
Coordination Modes at Rhodium**

Journal:	<i>ChemComm</i>
Manuscript ID	CC-COM-02-2016-001650.R1
Article Type:	Communication
Date Submitted by the Author:	04-Apr-2016
Complete List of Authors:	Holmes, Jordan; Leeds University, Chemistry Pask, Christopher; University of Leeds, Chemistry Fox, Mark; University of Durham, Department of Chemistry Willans, Charlotte; Leeds University, Chemistry

Tethered N-Heterocyclic Carbene-Carboranes: Unique Ligands that Exhibit Unprecedented and Versatile Coordination Modes at Rhodium

Received 00th January 20xx,
Accepted 00th January 20xx

DOI: 10.1039/x0xx00000x

Jordan Holmes,^a Christopher M. Pask,^a Mark A. Fox^b and Charlotte E. Willans^{a*}

www.rsc.org/

Four brand new hybrid ligands combining an N-heterocyclic carbene tethered with two isomeric *nido*-dicarbaundecaborane dianions, a neutral *closo*-dicarbadodecaborane or a *closo*-dicarbadodecaborane anion are described. Versatile coordination of the ligands to Rh^I is demonstrated, in which both NHC and carborane moieties covalently coordinate a metal centre.

Ligand design is central to the development of new organometallic and coordination compounds as they control the overall properties, the activities and the reactivities of a metal centre. This leads to potential new applications in materials, biomedicine and catalysis.^{1–6} Whilst modifying current ligands may induce incremental changes in the chemical behaviour of a metal complex, novel ligand architectures can lead to more diverse variations. N-Heterocyclic carbenes (NHCs) are excellent two electron donor ligands, with their steric and electronic properties being controlled and tuned through alteration of the N-substituents and backbone substituents respectively (Figure 1A).^{7,8}

Carborane anions are also important classes of ligands, having very different properties to neutral NHCs. While there are many known classes of carboranes, the well-known *ortho*-carborane of type 1,2- R^5, R^6 -1,2- $C_2B_{10}H_{10}$ (Figure 1B) and the *nido*-carborane dianion of type [7,8- R^5, R^6 -7,8- $C_2B_9H_9$]²⁻ (Figure 1D) are explored here. They can coordinate to a metal through either a boron atom or a carbon atom of a *closo*-carborane anion (e.g. Figure 1C),⁹ or through the open face of a *nido*-carborane dianion (e.g. Figure 1D) to form a metallocarborane,¹⁰ in analogy to the widely used cyclopentadienyl ligand. *Ortho*-carborane precursors can be easily modified by substituting the acidic cage hydrogen atom(s) at the cluster carbons with groups that have desirable electronic and steric effects. This includes the addition of tethering substituents such as amino^{11–13} or cyclopentadienyl¹⁴

¹⁶ groups. Herein, we report unprecedented tethered NHC-carborane ligands (E–H) in which both the carborane and the NHC moieties are available for metal binding.

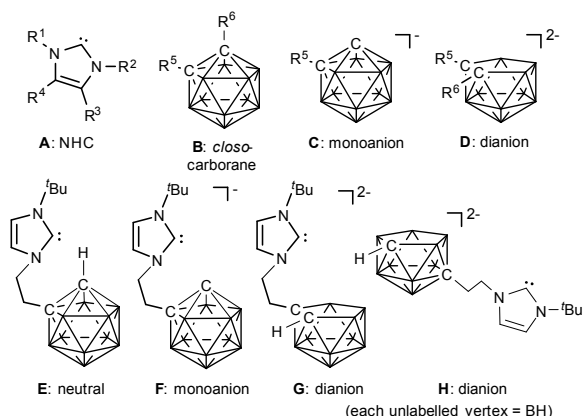
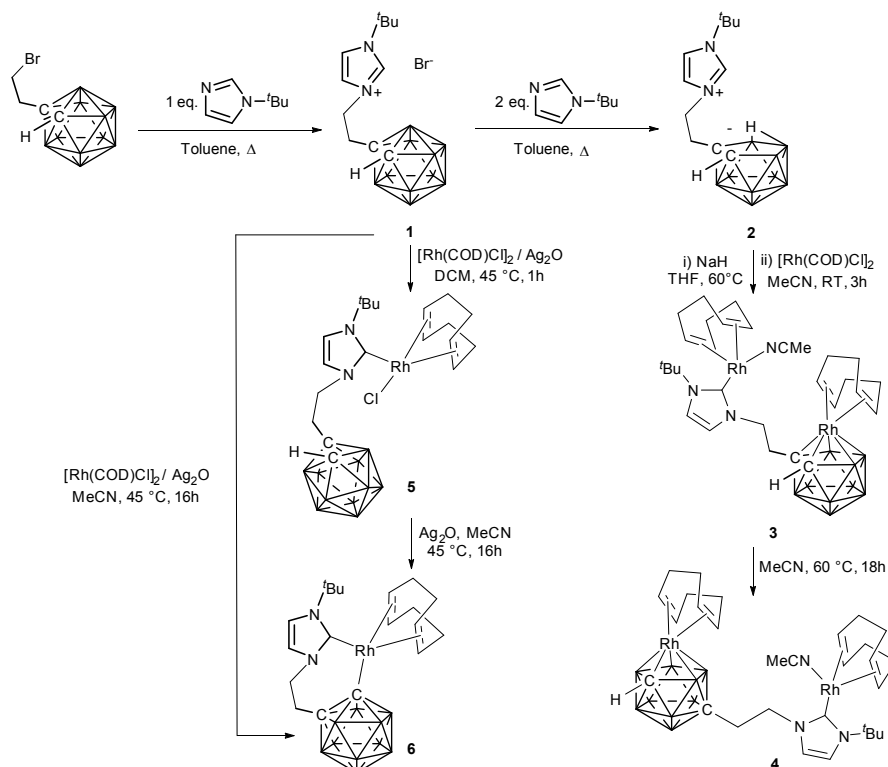


Fig. 1 Representation of an NHC (A), a neutral *ortho*-carborane (B), an *ortho*-carborane anion (C), a *nido*-carborane dianion (D) and novel hybrid ligands described in this study (E–H).

Slow addition of one equivalent of ^tbutylimidazole to bromoethyl-*ortho*-carborane in toluene was carried out at 75 °C for 18 hours (Scheme 1). The product, isolated in 72 % yield, was characterised as an imidazolium salt linked to a *closo*-carborane via an ethylene tether (1). Addition of excess ^tbutylimidazole to bromoethyl-*ortho*-carborane induced deboronation, with the ¹¹B NMR data for the resulting product exhibiting characteristic resonances for a *nido*-carborane monoanion of type [7,8- R^5, R^6 -7,8- $C_2B_9H_{10}$]. The product, isolated in 65 % yield, was identified as an unusual imidazolium *nido*-carborane zwitterion 2. This compound could also be prepared from imidazolium 1 with two equivalents of ^tbutylimidazole. Compounds 1 and 2 were characterised using multinuclear NMR spectroscopy, mass spectrometry, elemental analysis and X-ray crystallography (see Supporting Information).

^a School of Chemistry, University of Leeds, Woodhouse Lane, Leeds, LS2 9JT, UK. E-mail: c.e.willans@leeds.ac.uk

^b Department of Chemistry, Durham University, South Road, Durham, DH1 3LE, UK. Electronic Supplementary Information (ESI) available: Detailed experimental procedures, spectroscopic and crystallographic data. See DOI: 10.1039/x0xx00000x



Scheme 1 Synthesis of new ligand precursors **1** and **2**. Deprotonation and variable coordination of the ligands to Rh^I (unlabelled vertices = BH).

A common method to prepare metallocarboranes involves deprotonation of the *nido*-carborane of type [7,8-R⁵,R⁶-7,8-C₂B₉H₁₀]⁻ using NaH with subsequent coordination of the dianion of type [7,8-R⁵,R⁶-7,8-C₂B₉H₉]²⁻ (Figure 1D) to a metal. As NaH may also be used to generate free carbenes from imidazolium salts, zwitterion **2** was reacted with NaH to deprotonate both sites (Scheme 1). Subsequent treatment with [Rh(COD)Cl]₂ for 3 hours at room temperature resulted in the presence of two new Rh-NHC species, **3**·MeCN and **4**·MeCN, in the ¹H NMR spectrum (CD₃CN), with the ¹¹B{¹H} NMR spectrum showing resonances characteristic of *closo* MC₂B₉ metalladiboraboranes. Crystals grown from the product mixture were identified as complex **3**·MeCN (Figure 2), a bimetallic complex featuring two linked Rh^I centres in very different chemical environments, formally [Rh^I(NHC)(COD)(MeCN)]⁺ and [Rh^I(carborane)(COD)]⁻. While derivatives of the [Rh^I(carborane)(COD)]⁻ anion have been known for decades,^{17,18} this is the first solid-state structural elucidation of its kind.

Heating of the reaction mixture of **3**·MeCN and **4**·MeCN in MeCN for 18 hours gave only the thermodynamically stable product **4**·MeCN in 67 % yield. Similarly to **3**·MeCN, crystals of **4**·MeCN revealed [Rh^I(NHC)(COD)(MeCN)]⁺ and [Rh^I(carborane)(COD)]⁻ moieties, but with the 2,1-MC₂B₉ metalladiboraborane isomer present, where one cluster carbon atom is not bonded to Rh. The cluster carbon atoms in both **3**·MeCN and **4**·MeCN were identified using the Vertex-to-Centroid Distance (VCD) Method.¹⁹ The observed 3,1,2 to 2,1,8 RhC₂B₉ cluster rearrangement is known, and attributed to relief of steric crowding.²⁰ In addition, Stone and co-workers reported a series of Pd^{II}-metalladiboraboranes, and found that polytopal rearrangement occurs readily in the presence of a COD co-ligand, thought to be promoted by dissociation of the COD.²¹ Rearrangement of complex **3**·MeCN to **4**·MeCN occurs under relatively mild conditions, with both steric crowding and the presence of a COD co-ligand being contributing factors.

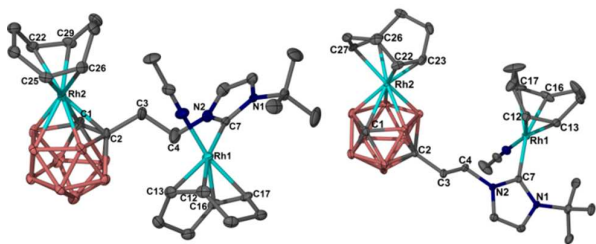


Fig. 2 Molecular structure of Rh^I complexes **3**-MeCN (left) and **4**-MeCN (right). H atoms are omitted for clarity and ellipsoids are plotted at 50 % probability level. Selected bond lengths (Å): **3**-MeCN Rh1-C7, 2.061(4); C12-C13, 1.380(6); C16-C17, 1.389(6); Rh2-C1, 2.231(4); Rh2-C2, 2.306(4); C1-C2, 1.608(5); C25-C26, 1.410(5); C22-C29, 1.399(6). **4**-MeCN Rh1-C7, 2.048(3); C12-C13, 1.394(4); C16-C17, 1.371(5); Rh2-C1, 2.290(3); C22-23, 1.404(5); C26-C27, 1.393(5).

Recrystallisation of **4**-MeCN with a mixed solvent system (MeCN/Et₂O/hexane) resulted in the unexpected formation of a dimeric solid-state structure (**4**₂) with MeCN ligands absent. The cationic [Rh^I(NHC)(COD)]⁺ moiety appears to be stabilised by the anionic [Rh^I(carborane)(COD)]⁻ moiety of a second molecule *via* close Rh...H-B links and vice versa, resulting in the formation of a dimer. Rhodacarborane clusters containing Rh...H-B bridges have previously been reported,²² with the complexes usually bimetallic. The dimer **4**₂ does not appear to persist in solution, as the coordinated acetonitrile ligand is observed in the ¹H NMR spectrum (acetone-d₆). However, the demonstrated lability of the MeCN ligand and the contrasting Rh^I environments renders complex **4**-MeCN interesting for development in, for example, tandem catalysis without the need for a hetero-bimetallic system.^{23, 24}

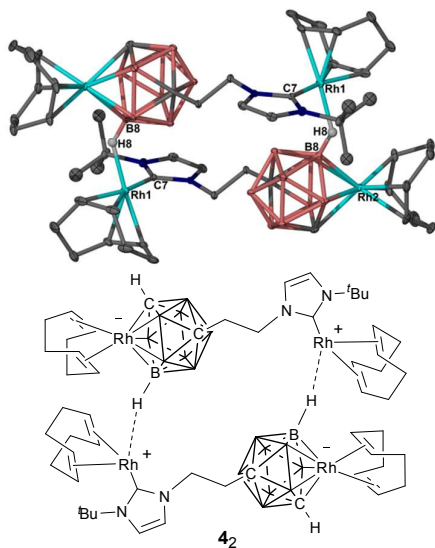


Fig. 3 Molecular structure of **4**₂. H atoms (except H8) are omitted for clarity and ellipsoids are plotted at 30 % probability level. Selected bond lengths (Å): Rh1-C7, 2.043(4); Rh2-C1, 2.276(4); Rh2-B8, 2.229(5); Rh1-B8, 2.788.

Boron atoms in the *closo*-dicarborane cluster **B** are susceptible to attack by NaH in THF and by NHCs generated from imidazolium salts.^{25, 26} Thus, a milder route to NHC

complexes, involving transmetalation from Ag, is successfully applied here without affecting the *closo*-carborane boron atoms. Reaction of imidazolium bromide **1** with [Rh(COD)Cl]₂ in the presence of Ag₂O in DCM resulted in a Rh^I-NHC complex (**5**) in 74 % yield (Scheme 1). The carboranyl C-H proton resonates as a broad singlet at 4.17 ppm in the ¹H NMR spectrum (500 MHz, CDCl₃), and the unsubstituted carborane carbon is at 63.6 ppm in the ¹³C{¹H} NMR spectrum. The solid state structure of **5** displays a square planar Rh^I centre, coordinating an NHC, a chloride and the two alkenes of a COD ligand (Figure 4).

A surprising result was observed upon further reaction of complex **5** with Ag₂O in MeCN to yield complex **6** (Scheme 1). In this case, the ligand chelates the Rh^I centre, coordinating through the carbenic carbon of the NHC and through a carbon atom of the *closo*-carborane to form a 7-membered metallacycle. The carboranyl C-H resonance is absent in the ¹H NMR spectrum of complex **6**, with the ¹³C{¹H} NMR spectrum exhibiting a doublet at 70.6 ppm attributable to the Rh-coordinated carboranyl carbon, with a C-Rh coupling constant of 52.9 Hz. The metallacycle **6** could be formed in 79 % yield directly from the imidazolium precursor **1** by conducting the initial [Rh(COD)Cl]₂/Ag₂O reaction step in MeCN. The solid-state structure of **6** shows a distorted square planar Rh^I centre, bearing a chelating NHC-*closo*-carborane ligand coordinating in a *cis* fashion through the carbenic carbon and through the carbon atom of the carborane cage (Figure 4). C-Cyclometallation of a carborane anion at Rh^I is rare, with only one other reported example found in the literature.²⁷

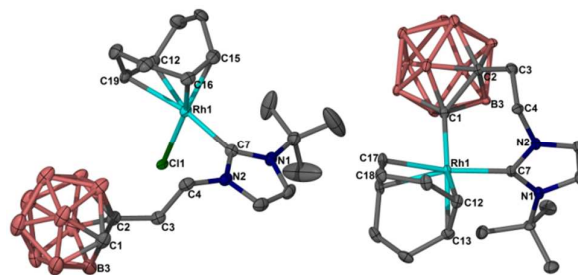


Fig. 4 Molecular structure of [Rh^I(NHC)(COD)Cl] **5** (left) and Rh^I metallacycle **6** (right). H atoms are omitted for clarity and ellipsoids are plotted at 50 % probability level. Selected bond lengths (Å): **5** Rh1-C7, 2.036(3); C15-C16, 1.407(6); C12-C19, 1.375(6); C1-C2, 1.653(5). **6** Rh1-C7, 2.028(3); Rh1-C1, 2.156(3); C12-C13, 1.516(4); C16-C17, 1.521(4); C1-C2, 1.738(4).

While we may expect silver salts such as AgOTf to abstract the chloride anion in **5**, leading to a highly reactive Rh^I cation, the use of Ag₂O along with MeCN to generate **6** is more unusual. It is possible that the carborane C-H bond is cleaved to form a Ag-C bond followed by transmetalation with Rh. However, the possibility of an oxidative addition pathway with subsequent reductive elimination of HCl promoted by Ag₂O cannot be ruled out.

In conclusion, we have developed new ligand systems which combine soft and hard ligands, namely NHCs and

carborane anions. Examination of the ligands has revealed unique and versatile coordination to Rh^I through both the NHC and either a *nido*-dicarbaundecaborane dianion or a *closo*-dicarbadodecaborane anion. The *nido*-carborane ligands form homo-bimetallic complexes, with two Rh^I centres in considerably different chemical environments. The *closo*-carborane ligand forms a remarkable 7-membered metallacycle coordinating through both the NHC and the carbon atom of the carborane. Expansion of these highly tailorable ligand classes through substituent modifications, varying tethers and different metals is currently underway in our laboratory, with the possibilities of extending to pincer ligands²⁸ and introducing chiral centres into the ligand architectures.²⁹ Our novel ligands will be of broad interest for development in catalytic, materials and biomedical applications, with the NHC and carborane moieties working synergistically to tune a particular system.

Notes and references

1. L. Zhang, Y.-J. Lin, Z.-H. Li and G.-X. Jin, *J. Am. Chem. Soc.*, 2015, **137**, 13670-13678.
2. R. H. Morris, *Acc. Chem. Res.*, 2015, **48**, 1494-1502.
3. H. A. Younus, N. Ahmad, W. Su and F. Verpoort, *Coord. Chem. Rev.*, 2014, **276**, 112-152.
4. R. D. Hancock, *Chem. Soc. Rev.*, 2013, **42**, 1500-1524.
5. F. A. A. Paz, J. Klinowski, S. M. F. Vilela, J. P. C. Tome, J. A. S. Cavaleiro and J. Rocha, *Chem. Soc. Rev.*, 2012, **41**, 1088-1110.
6. Z. Liu and P. J. Sadler, *Acc. Chem. Res.*, 2014, **47**, 1174-1185.
7. M. N. Hopkinson, C. Richter, M. Schedler and F. Glorius, *Nature*, 2014, **510**, 485-496.
8. S. Diez-Gonzalez, N. Marion and S. P. Nolan, *Chem. Rev.*, 2009, **109**, 3612-3676.
9. Z. J. Yao, W. B. Yu, Y. J. Lin, S. L. Huang, Z. H. Li and G. X. Jin, *J. Am. Chem. Soc.*, 2014, **136**, 2825-2832.
10. R. N. Grimes, in *Carboranes (Second Edition)*, Academic Press, Oxford, 2011, pp. 773-1014.
11. L. Xiang, K. Mashima and Z. Xie, *Chem. Commun.*, 2013, **49**, 9039-9041.
12. D.-H. Kim, J. H. Won, S.-J. Kim, J. Ko, S. H. Kim, S. Cho and S. O. Kang, *Organometallics*, 2001, **20**, 4298-4300.
13. M.-S. Cheung, H.-S. Chan and Z. Xie, *Dalton Trans.*, 2005, 2375-2381.
14. D. Liu, Z. Qiu, H.-S. Chan and Z. Xie, *Can. J. Chem.*, 2011, **90**, 108-117.
15. Z. Xie, S. Wang, Z.-Y. Zhou, F. Xue and T. C. W. Mak, *Organometallics*, 1998, **17**, 489-491.
16. Z. Xie, *Acc. Chem. Res.*, 2003, **36**, 1-9.
17. D. M. Speckman, C. B. Knobler and M. F. Hawthorne, *Organometallics*, 1985, **4**, 426-428.
18. R. Núñez, O. Tutusaus, F. Teixidor, C. Viñas, R. Sillanpää and R. Kivekäs, *Organometallics*, 2004, **23**, 2273-2280.
19. A. McAnaw, G. Scott, L. Elrick, G. M. Rosair and A. J. Welch, *Dalton Trans.*, 2013, **42**, 645-664.
20. J. A. Long, T. B. Marder, P. E. Behnken and M. F. Hawthorne, *J. Am. Chem. Soc.*, 1984, **106**, 2979-2989.
21. K. A. Fallis, D. F. Mullica, E. L. Sappenfield and F. G. A. Stone, *Inorg. Chem.*, 1994, **33**, 4927-4933.
22. P. E. Behnken, T. B. Marder, R. T. Baker, C. B. Knobler, M. R. Thompson and M. F. Hawthorne, *J. Am. Chem. Soc.*, 1985, **107**, 932-940.
23. J. A. Mata, F. E. Hahn and E. Peris, *Chem. Sci.*, 2014, **5**, 1723-1732.
24. S. Proch and R. Kempe, *Angew. Chem.-Int. Edit.*, 2007, **46**, 3135-3138.
25. C. E. Willans, C. A. Kilner and M. A. Fox, *Chem.-Eur. J.*, 2010, **16**, 10644-10648.
26. F. Zheng and Z. Xie, *Dalton Trans.*, **41**, 12907-12914.
27. Z.-J. Yao, Y.-J. Lin, B. Xu and G.-X. Jin, *Dalton Trans.*, 2014, **43**, 4938-4940.
28. A. M. Spokoyny, M. G. Reuter, C. L. Stern, M. A. Ratner, T. Seideman and C. A. Mirkin, *J. Am. Chem. Soc.*, 2009, **131**, 9482-9483.
29. A. P. da Costa, R. Lopes, J. M. S. Cardoso, J. A. Mata, E. Peris and B. Royo, *Organometallics*, 2011, **30**, 4437-4442.