

# Organic & Biomolecular Chemistry

Accepted Manuscript



This is an *Accepted Manuscript*, which has been through the Royal Society of Chemistry peer review process and has been accepted for publication.

*Accepted Manuscripts* are published online shortly after acceptance, before technical editing, formatting and proof reading. Using this free service, authors can make their results available to the community, in citable form, before we publish the edited article. We will replace this *Accepted Manuscript* with the edited and formatted *Advance Article* as soon as it is available.

You can find more information about *Accepted Manuscripts* in the [Information for Authors](#).

Please note that technical editing may introduce minor changes to the text and/or graphics, which may alter content. The journal's standard [Terms & Conditions](#) and the [Ethical guidelines](#) still apply. In no event shall the Royal Society of Chemistry be held responsible for any errors or omissions in this *Accepted Manuscript* or any consequences arising from the use of any information it contains.



Journal Name

ARTICLE

# Iron(III)-catalyzed aerobic dioxygenation of Styrenes Using *N*-hydroxyphthalimide and *N*-hydroxybenzotriazole

Raghunath Bag, Dinabandhu Sar and Tharmalingam Punniyamurthy\*

Received 00th January 20xx,  
Accepted 00th January 20xx

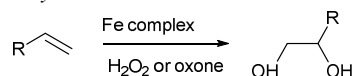
DOI: 10.1039/x0xx00000x

www.rsc.org/

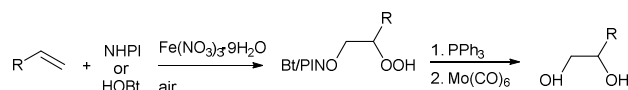
Iron-catalyzed dioxygenation of alkenes with air using *N*-hydroxyphthalimide (NHPI) and *N*-hydroxybenzotriazole (HOBt) is described at room temperature. The products can be readily converted into 1,2-vicinal diols using PPh<sub>3</sub> and Mo(CO)<sub>6</sub>. The use of Fe(NO<sub>3</sub>)<sub>3</sub>•9H<sub>2</sub>O as the catalyst, mild reaction conditions and the selectivity are the significant practical features. The radical scavenger experiment suggests that the reaction proceeds via a radical intermediate. The synthetic and mechanistic aspects have been presented.

Iron is relatively less-toxic and the second most abundant (4.7 wt %) metal in the earth crust.<sup>1</sup> In addition, iron is essential key element in various biological systems, for examples, it takes part in metalloproteins for the transport or metabolism of small molecules (oxygen, methane etc.) and electron transfer reactions.<sup>2</sup> Considerable effort has thus been made on the development of iron-based functional models.<sup>3</sup> Among them, the dioxygenation of alkenes is attractive due to their broad interests in synthetic chemistry.<sup>4</sup> For examples, iron-catalyzed dioxygenation of alkenes has been considerably explored using H<sub>2</sub>O<sub>2</sub> and oxone as the oxidants (Scheme 1a).<sup>4</sup> Herein, we wish to report an efficient aerobic iron-catalyzed hydroperoxidation of alkenes using NHPI and HOBt at room temperature (Scheme 1b). The selectivity, mild reaction conditions and the use of air as the oxygen source<sup>5</sup> are the significant practical advantages. The hydroperoxides can be transformed into 1,2-diols using PPh<sub>3</sub> and Mo(CO)<sub>6</sub> in high yields.

### a) Previous Study



### b) This study

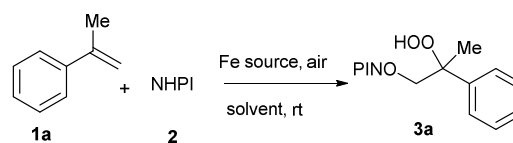


**Scheme 1.** Iron-catalyzed dioxygenation of alkenes.

\*Department of Chemistry, Indian Institute of Technology Guwahati, Guwahati 781039, India.  
E-mail: [tpunni@iitg.ernet.in](mailto:tpunni@iitg.ernet.in)

Electronic Supplementary Information (ESI) available: [Crystal structure and data of 5i and NMR spectra (<sup>1</sup>H and <sup>13</sup>C) of 3a-t, 5a-m, 6a-b, 7a-h and 8]. See DOI: 10.1039/x0xx00000x

**Table 1.** Optimization of the reaction conditions.

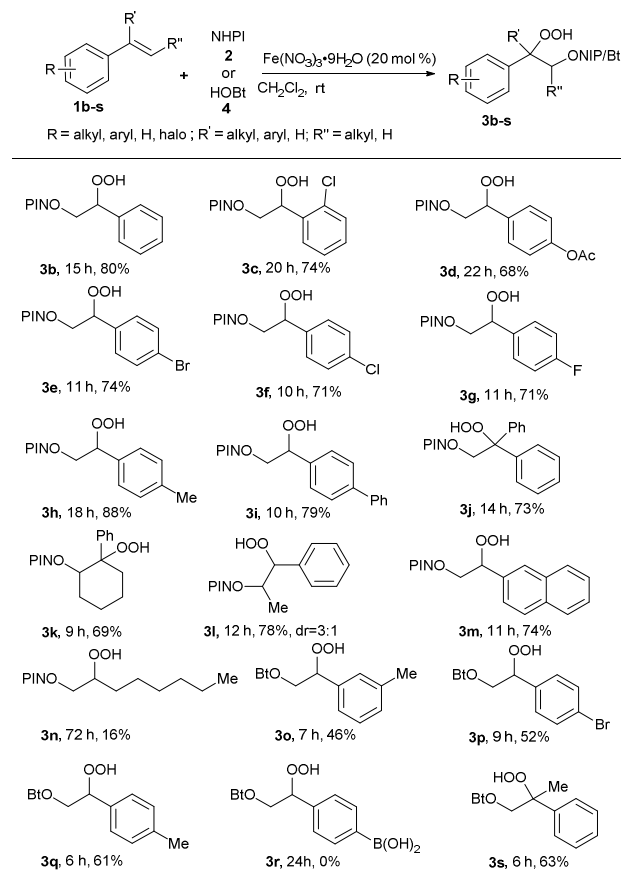


Entry	Iron source	Solvent	Yield (%) <sup>a,b</sup>
1	Fe(NO <sub>3</sub> ) <sub>3</sub> •9H <sub>2</sub> O	DCE	81
2	Fe(NO <sub>3</sub> ) <sub>3</sub> •9H <sub>2</sub> O	toluene	22
3	<b>Fe(NO<sub>3</sub>)<sub>3</sub>•9H<sub>2</sub>O</b>	<b>CH<sub>2</sub>Cl<sub>2</sub></b>	<b>84</b>
4	Fe(NO <sub>3</sub> ) <sub>3</sub> •9H <sub>2</sub> O	DMSO	trace
5	Fe(NO <sub>3</sub> ) <sub>3</sub> •9H <sub>2</sub> O	H <sub>2</sub> O	n.d.
6	Fe(NO <sub>3</sub> ) <sub>3</sub> •9H <sub>2</sub> O	CH <sub>2</sub> Cl <sub>2</sub>	78 <sup>c</sup>
7	Fe(NO <sub>3</sub> ) <sub>3</sub> •9H <sub>2</sub> O	CH <sub>2</sub> Cl <sub>2</sub>	trace <sup>d</sup>
8	Fe(acac) <sub>3</sub>	CH <sub>2</sub> Cl <sub>2</sub>	72
9	FeBr <sub>2</sub>	CH <sub>2</sub> Cl <sub>2</sub>	n.d.
10	K <sub>3</sub> Fe(CN) <sub>6</sub>	CH <sub>2</sub> Cl <sub>2</sub>	34
11	Fe(NO <sub>3</sub> ) <sub>3</sub> •9H <sub>2</sub> O	CH <sub>2</sub> Cl <sub>2</sub>	67 <sup>e</sup>
12	Fe(NO <sub>3</sub> ) <sub>3</sub> •9H <sub>2</sub> O	CH <sub>2</sub> Cl <sub>2</sub>	71 <sup>f</sup>
13	-	CH <sub>2</sub> Cl <sub>2</sub>	n.d.

<sup>a</sup> Reaction conditions: alkene **1a** (0.5 mmol), NHPI **2** (0.25 mmol), Fe(NO<sub>3</sub>)<sub>3</sub>•9H<sub>2</sub>O (20 mol %), solvent (1.5 mL), rt, 9 h, air. <sup>b</sup> Isolated yield. <sup>c</sup> O<sub>2</sub> balloon used. <sup>d</sup> N<sub>2</sub> balloon used. <sup>e</sup> 15 mol % Fe(NO<sub>3</sub>)<sub>3</sub>•9H<sub>2</sub>O used. <sup>f</sup> 1.5 Equiv **1a** used. n.d.= not detected.

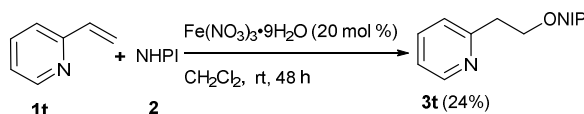
Catalytic vicinal dioxygenation of alkenes is a critical process in both academia and pharmaceutical industries. The OsO<sub>4</sub> catalysed (or Upjohn) dihydroxylation is among the commonly used for this purpose.<sup>6</sup> Recently, Sigman and co-workers have reported Pd-catalyzed dialkoxylation of alkenes with molecular oxygen.<sup>7a</sup> Subsequently, diacetoxylation of alkenes has been accomplished using Pd<sup>7b-c</sup> or Cu<sup>7d</sup> based catalytic systems with PhI(OAc)<sub>2</sub> or molecular oxygen, while dilauroyl peroxide is used for the oxidation of alkenes to produce β-hydroxy-*N*-alkoxy carbamates under molecular oxygen.<sup>8</sup> Later, Cu<sup>9</sup> and I<sub>2</sub>-tBOOH<sup>10</sup> based catalytic systems have been investigated for

the dioxygenation of alkenes with molecular oxygen to give  $\beta$ -keto-/ $\beta$ -hydroxy-*N*-alkoxyamines.

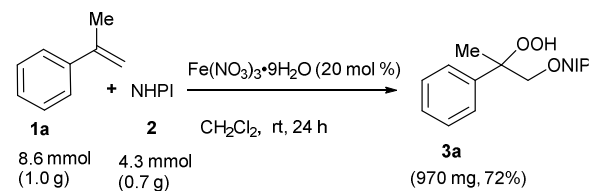


**Scheme 2.** Reaction conditions: alkene **1b-s** (0.5 mmol), NHPI **2** or HOBT **4** (0.25 mmol),  $\text{Fe}(\text{NO}_3)_3 \cdot 9\text{H}_2\text{O}$  (20 mol %),  $\text{CH}_2\text{Cl}_2$  (1.5 mL), rt, air. Yields are isolated. dr Determined by  $^1\text{H}$  NMR.

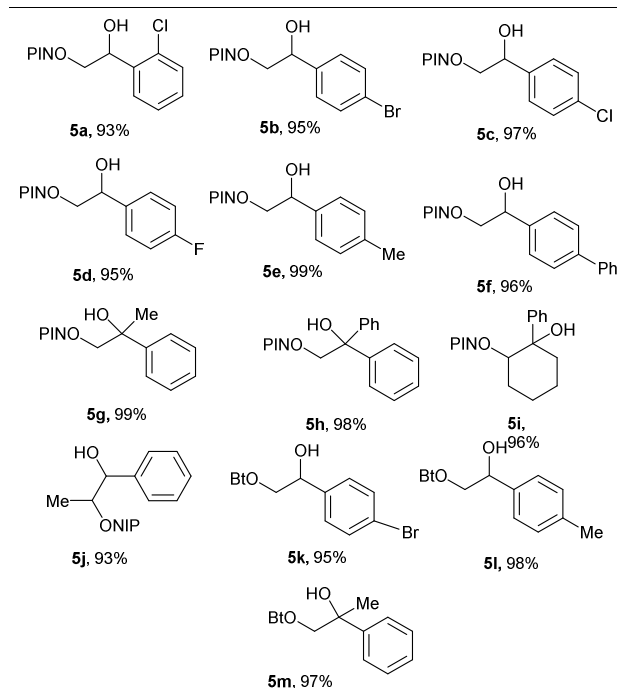
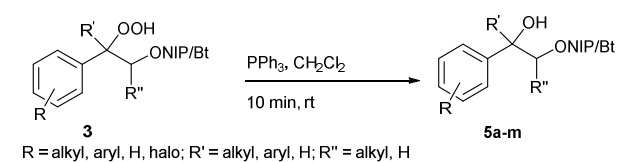
First, the reaction was optimized using  $\alpha$ -methylstyrene **1a** and *N*-hydroxyphthalimide (NHPI) **2** as the model substrates (Table 1). To our delight, the oxidation selectively occurred to give *N*-( $\beta$ -hydroperoxyalkoxy)phthalimide **3a** in 81% yield when the substrates were stirred with 20 mol %  $\text{Fe}(\text{NO}_3)_3 \cdot 9\text{H}_2\text{O}$  for 9 h in 1,2-dichloroethane (DCE) under air (entry 1). The use of dichloromethane instead of DCE as a solvent led to an increase the yield to 84%, while DMSO, toluene and  $\text{H}_2\text{O}$  afforded inferior results (entries 2-5). Similar result was observed with molecular oxygen (entry 6). In contrast, the protocol with  $\text{N}_2$  furnished **3a** in trace amount (entry 7). In a set of iron sources screened,  $\text{Fe}(\text{NO}_3)_3 \cdot 9\text{H}_2\text{O}$ ,  $\text{FeBr}_2$ ,  $\text{Fe}(\text{acac})_3$  and  $\text{K}_3\text{Fe}(\text{CN})_6$ , the former gave the best results (entries 8-10). Decreasing the quantity of the iron source (15 mol %) or alkene (1.5 equiv) led to drop the yield to <71% (entries 11-12). Control experiment confirmed that without the iron source the formation of **3a** was not observed (entry 13).



**Scheme 3.** Reaction of 2-vinylpyridine with NHPI.



**Scheme 4.** Gram scale synthesis.

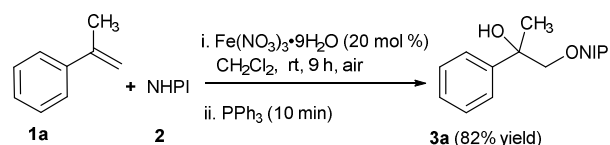


**Scheme 5.** Reaction conditions: peroxide (0.1 mmol),  $\text{PPh}_3$  (0.1 mmol),  $\text{CH}_2\text{Cl}_2$  (1.5 mL), rt, 10 min. Yields are isolated.

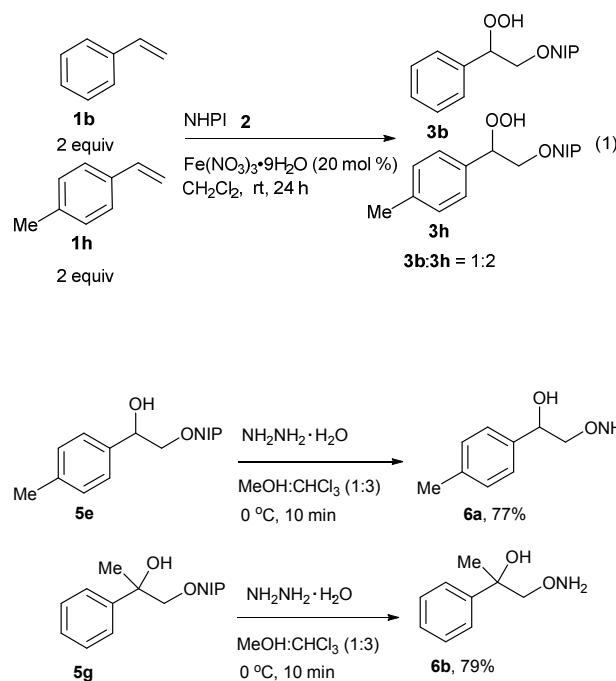
Having these results in hand, the scope of the procedure was explored (Scheme 2). Styrene **1b** underwent oxidation to give **3b** in 80% yield. The reaction of the alkenes **1c-i** bearing 2-chloro, 4-acetoxy, 4-bromo, 4-chloro, 4-fluoro, 4-methyl and 4-phenyl substituents produced the corresponding peroxides **3c-i** in 68-88% yields. In addition, di- and trisubstituted alkenes such as 1-phenylstyrene **1j** and 1-phenylcyclohexene **1k**

oxidized to **3j** and **3k** in 73 and 69% yields, respectively, while the reaction of  $\beta$ -methylstyrene **1l** produced **3l** in 78% yield as a 3:1 diastereoisomers. Further, 2-vinylnaphthalene **1m** oxidized to **3m** in 74% yield. Under these conditions, 1-octene **1n** was less reactive and gave **3n** in 16% yield, while 2-vinylpyridine **1t** underwent reaction to produce alkoxyamine **3t** in 24% yield (Scheme 3). The substrates bearing electron donating group exhibited greater reactivity compared to that containing electron withdrawing groups (eq. 1).

Next, the utility of the protocol was extended to the reaction of *N*-hydroxybenzotriazole (HOBt) (Scheme 2). These reactions were less selective compared to NHPI based processes. For examples, the oxidation of the alkenes **1o**, **1e**, **1h** and **1a** having substituents on the aryl ring as well as alkene occurred to afford the peroxides **3o-s** in moderate to good yields along with ketones (~5%) as by-product.



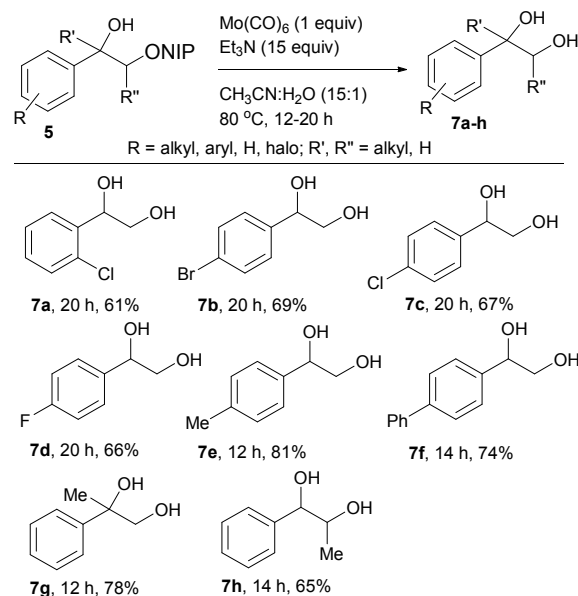
**Scheme 6.** One-pot synthesis of alcohol.



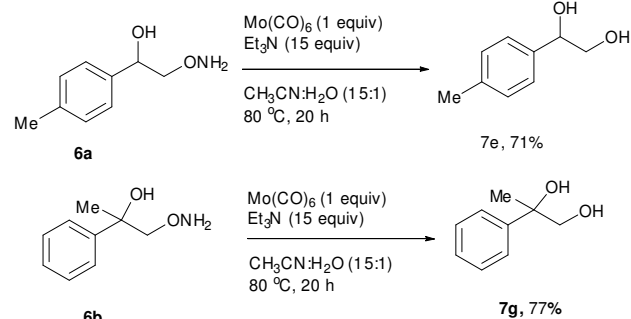
**Scheme 7.** Synthesis of  $\beta$ -hydroxy-*N*-alkoxyamines.

To reveal the scale up of the protocol, the reaction of **1a** was carried out in gram scale (Scheme 4). The oxidation readily occurred to afford the peroxide **3a** in 72% yield. Next, the utility of the protocol was studied for the transformation into alcohols employing the compounds **3a**, **3c**, **3e-l**, **3p-q** and **3s** as the representative examples (Scheme 5).<sup>11</sup> The reactions

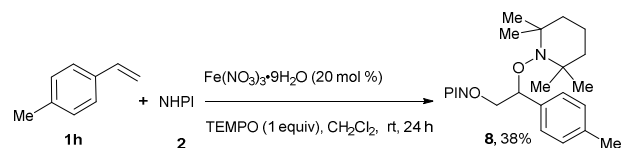
readily occurred to produce the hydroxy compounds **5a-m** in 93-99% yields. Compound **5i** gave single crystal whose structure was determined by X-ray analysis (see SI). In addition, the reaction conditions can be utilized for one-pot conversion of alkene to hydroxy compound in high yield (Scheme 6).



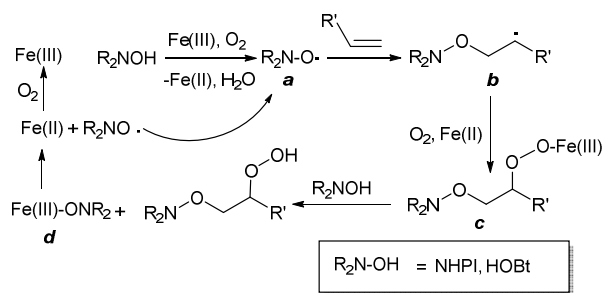
**Scheme 8.** Reaction conditions: **5a-g** or **5j** (0.2 mmol), Et<sub>3</sub>N (3.0 mmol), Mo(CO)<sub>6</sub> (0.2 mmol), CH<sub>3</sub>CN:H<sub>2</sub>O (2 mL), 80 °C. Yields are isolated.



**Scheme 9.** Reaction conditions:  $\beta$ -hydroxy-*N*-alkoxyamine **6a-b** (0.2 mmol), Mo(CO)<sub>6</sub> (0.2 mmol), Et<sub>3</sub>N (3.0 mmol), CH<sub>3</sub>CN/H<sub>2</sub>O (15:1, 2 mL), 80 °C. Yields are isolated.



**Scheme 10.** Trapping of styrenyl radical by TEMPO.



Scheme 11. Proposed catalytic cycle.

Finally, the hydrolysis of **5e** and **5g** was studied with hydrazine hydrate as the representative examples (Scheme 7).<sup>12</sup> The reactions were readily occurred to give the medicinally important  $\beta$ -hydroxyalkoxyamines **6a** and **6b** in 77 and 79% yields, respectively. In addition, the products can be readily transformed into vicinal 1,2-diols (Scheme 8).<sup>13,14</sup> For examples, the transformation of **5a-g** and **5j** to vicinal 1,2-diols was investigated using  $\text{Mo}(\text{CO})_6$ .<sup>15b</sup> The reaction underwent readily to afford the corresponding 1,2-diols **7a-h** in 61–81% yields. Furthermore,  $\beta$ -hydroxyalkoxyamines **6a** and **6b** can be transformed into 1,2-diols **7e** and **7g** in 71 and 75% yields, respectively (Scheme 9).

To get insight into the reaction pathway, the reaction of **1h** was studied with TEMPO, and the compound **8** was isolated in 38% yield, which suggests that the reaction involves a radical intermediate (Scheme 10).<sup>16</sup> Thus, NHPI/HOBT<sup>15,17</sup> with Fe(III) and air can produce the radical **a**, which may undergo addition with alkene to yield the secondary radical **b** (Scheme 11). The radical **b** may react with dioxygen and Fe(II) to furnish **c**, which may react with *N*-hydroxylamine to yield the product and  $\text{R}_2\text{N-O-Fe(III)}$  species **d**. The latter may undergo homolytic cleavage to  $\text{R}_2\text{NO}\cdot$  radical **a** and Fe(II) species that may be oxidized to Fe(III) by air to complete the catalytic cycle.<sup>18</sup>

In summary, iron-catalyzed direct dioxygenation of alkenes has been accomplished at ambient conditions. The reaction is selective, scalable and utilizes the readily available inexpensive NHPI and HOBT as the radical precursor, iron salt as the catalyst and dioxygen from air as the oxygen source.

## Acknowledgements

We gratefully acknowledge the Science and Engineering Research Board (SR/S1/OC-55/2011), the Council of Scientific and Industrial Research (02/0088)/12/EMR-II) and the Ministry of Human Resource Development (CoE/FAST) for financial support. We also thank the Central Instrumental Facility, Indian Institute of Technology Guwahati for NMR facilities.

## EXPERIMENTAL SECTION

**General Information.** Styrene, *N*-hydroxyphthalimide (97%) and 2,2,6,6-tetramethylpiperidine-1-oxyl (99%) were purchased from

Aldrich. *N*-Hydroxybenzotriazole (98%) was purchased from Spectrochem.  $\text{Fe}(\text{NO}_3)_3 \cdot 9\text{H}_2\text{O}$  (98%) and hydrazine hydrate (90–100%) were obtained from Merck. Merck silica gel G/GF 254 plates were used for analytical TLC and Rankem silica gel (60–120 mesh) was utilized for column chromatography. DRX-400 Varian and Bruker Avance III 600 spectrometers were used for recording NMR ( $^1\text{H}$  and  $^{13}\text{C}$ ) using  $\text{CDCl}_3$  and  $\text{DMSO-d}_6$  as the solvents and TMS as an internal standard. Chemical shifts ( $\delta$ ) and spin-spin coupling constant (*J*) are reported in ppm and in Hz, respectively, and other data are reported as follows: s = singlet, d = doublet, t = triplet, m = multiplet, q = quartet, and br s = broad singlet. Melting points were determined with a Büchi B-540 apparatus and are uncorrected. FT-IR spectra were collected on PerkinElmer IR spectrometer. Q-ToF ESI-MS instrument (model HAB 273) was used for recording mass spectra. Single crystal X-ray data were determined using Bruker SMART APEX-II CCD diffractometer, which is equipped with 1.75 kW sealed-tube Mo-K $\alpha$  irradiation ( $\lambda = 0.71073 \text{ \AA}$ ) at 298(2) K. The crystal structure was solved by direct method using SHELXL-97 (Göttingen, Germany) and refined with full-matrix least squares on  $F^2$  using SHELXL-97.

**General Procedure for the Dioxygenation of Alkenes.** Alkene **1** (0.5 mmol), *N*-hydroxyphthalimide **2** or *N*-hydroxybenzotriazole **4** (0.25 mmol) and  $\text{Fe}(\text{NO}_3)_3 \cdot 9\text{H}_2\text{O}$  (20 mol %, 0.05 mmol, 20.2 mg) were stirred in  $\text{CH}_2\text{Cl}_2$  (1.5 mL) at room temperature under air. The progress of the reaction was monitored by TLC using ethyl acetate and hexane as eluent. The resultant mixture was extracted with  $\text{CH}_2\text{Cl}_2$  (3 x 10 mL) and successively washed with brine (1 x 10 mL). The organic solution was dried over  $\text{Na}_2\text{SO}_4$  and evaporated on a rotary evaporator to produce a residue that was purified on silica gel column chromatography using hexane and ethyl acetate as eluent.

**General Procedure for the Synthesis of  $\alpha$ -Oxygenated- $\beta$ -Hydroxy Compounds.** To a solution of peroxide **3** (0.1 mmol) in  $\text{CH}_2\text{Cl}_2$  (1.5 mL) was added  $\text{PPh}_3$  (0.1 mmol, 26.2 mg). The reaction mixture was stirred for 10 minutes at room temperature. The progress of the reaction was monitored by TLC using ethyl acetate and hexane as eluent. The resultant mixture was extracted with  $\text{CH}_2\text{Cl}_2$  (3 x 10 mL) and successively washed with brine (1 x 10 mL). The organic solution was dried over  $\text{Na}_2\text{SO}_4$  and evaporated on a rotary evaporator to give a residue that was purified on silica gel column chromatography using hexane and ethyl acetate as eluent.

**General Procedure for Hydrolysis to  $\beta$ -Hydroxyalkoxyamines.** To a solution of **5** (0.34 mmol) in  $\text{MeOH}/\text{CHCl}_3$  (1:3) was added hydrazine monohydrate (1.01 mmol, 51 mg). The reaction mixture was stirred at 0 °C for 10 minutes under air. The progress of the reaction was monitored by TLC using ethyl acetate and hexane as eluent. After completion, the reaction mixture was evaporated. The colorless precipitate was filtered and washed with  $\text{Et}_2\text{O}$  (10 mL). The combined solution was evaporated under reduced pressure and the resultant oil was dissolved in  $\text{Et}_2\text{O}$  (4 mL). When the solution was subjected to dry HCl gas a colorless precipitate was formed that was filtered and washed with  $\text{Et}_2\text{O}$  (3 x 10 mL) to give the pure HCL salt of **6**.<sup>12</sup>

**General Procedure for the Synthesis of 1,2-diols.** To a solution of **5** or **6** (0.2 mmol) in  $\text{CH}_3\text{CN}/\text{H}_2\text{O}$  (15:1, 2 mL) was added  $\text{Mo}(\text{CO})_6$  (0.2 mmol, 53 mg) and  $\text{Et}_3\text{N}$  (3.0 mmol, 0.42 mL). The reaction mixture was stirred at 80 °C for 12–20 h. The progress of the reaction was monitored by TLC using ethyl acetate and hexane as eluent. The resultant mixture was neutralized by using aqueous ammonium chloride and extracted with ethyl acetate (3 x 10 mL). Drying ( $\text{Na}_2\text{SO}_4$ ) and evaporation of the solvent gave a residue that was purified on silica gel column chromatography using hexane and ethyl acetate as eluent.

**2-(2-Hydroperoxy-2-phenylpropoxy)isoindoline-1,3-dione 3a.** Analytical TLC on silica gel, 1:3 ethyl acetate/hexane  $R_f = 0.36$ ; white

solid; mp 118-119 °C; yield 84% (66 mg); <sup>1</sup>H NMR (400 MHz, CDCl<sub>3</sub>) δ 9.86 (br s, 1H), 7.87-7.85 (m, 2H), 7.79-7.77 (m, 2H), 7.51 (d, *J* = 8.0 Hz, 2H), 7.38 (t, *J* = 7.2 Hz, 2H), 7.30 (t, *J* = 7.2 Hz, 1H), 4.72-4.63 (m, 2H), 1.66 (s, 3H); <sup>13</sup>C NMR (100 MHz, CDCl<sub>3</sub>) δ 164.0, 140.9, 135.0, 128.8, 128.7, 128.1, 125.5, 124.0, 84.6, 79.9, 23.0; FT-IR (KBr) 3371, 2993, 2924, 1782, 1720, 1494, 1446, 1400, 1379, 1186, 1141, 1082, 1019, 1003, 965, 878, 763, 700 cm<sup>-1</sup>; HRMS (ESI) *m/z* [M+Na]<sup>+</sup> calcd for C<sub>17</sub>H<sub>15</sub>NO<sub>5</sub>: 336.0848, found: 336.0849.

**2-(2-Hydroperoxy-2-phenylethoxy)isoindoline-1,3-dione 3b.** Analytical TLC on silica gel, 1:4 ethyl acetate/hexane *R<sub>f</sub>* = 0.38; liquid; yield 80% (60 mg); <sup>1</sup>H NMR (400 MHz, CDCl<sub>3</sub>) δ 9.66 (br s, 1H), 7.87-7.85 (m, 2H), 7.78-7.76 (m, 2H), 7.41-7.33 (m, 5H), 5.43-5.40 (m, 1H), 4.51-4.49 (m, 2H); <sup>13</sup>C NMR (100 MHz, CDCl<sub>3</sub>) δ 164.0, 135.8, 135.0, 129.0, 128.9, 128.8, 127.2, 124.0, 85.6, 79.1; FT-IR (neat) 3439, 1788, 1731, 1494, 1467, 1454, 1375, 1187, 1134, 1082, 1018, 997, 877, 699 cm<sup>-1</sup>; HRMS (ESI) *m/z* [M+Na]<sup>+</sup> calcd for C<sub>16</sub>H<sub>13</sub>NO<sub>5</sub>: 322.0691, found: 322.1780.

**2-(2-(2-Chlorophenyl)-2-hydroperoxyethoxy)isoindoline-1,3-dione 3c.** Analytical TLC on silica gel, 1:3 ethyl acetate/hexane *R<sub>f</sub>* = 0.39; liquid; yield 74% (62 mg); <sup>1</sup>H NMR (600 MHz, CDCl<sub>3</sub>) δ 9.97 (br s, 1H), 7.86-7.84 (m, 2H), 7.78-7.76 (m, 2H), 7.58 (d, *J* = 6.4 Hz, 1H), 7.34-7.32 (m, 1H), 7.31-7.24 (m, 2H), 5.84 (d, *J* = 6.0 Hz, 1H), 4.51-4.47 (m, 1H), 4.29-4.26 (m, 1H); <sup>13</sup>C NMR (150 MHz, CDCl<sub>3</sub>) δ 163.9, 134.9, 133.6, 132.6, 129.89, 129.8, 128.7, 128.1, 127.3, 123.9, 83.1, 77.8; FT-IR (neat) 3441, 1789, 1729, 1467, 1443, 1374, 1187, 1134, 1081, 1034, 1018, 997, 877, 759, 701 cm<sup>-1</sup>; HRMS (ESI) *m/z* [M+Na]<sup>+</sup> calcd for C<sub>16</sub>H<sub>12</sub>ClNO<sub>5</sub>: 356.0302, found: 356.0297.

**4-(2-(1,3-Dioxoisindolin-2-yloxy)-1-hydroperoxyethyl)phenyl acetate 3d.** Analytical TLC on silica gel, 1:3 ethyl acetate/hexane *R<sub>f</sub>* = 0.32; liquid; yield 68% (61 mg); <sup>1</sup>H NMR (400 MHz, CDCl<sub>3</sub>) δ 9.71 (br s, 1H), 7.88-7.85 (m, 2H), 7.79-7.77 (m, 2H), 7.44 (d, *J* = 8.4 Hz, 2H), 7.11 (d, *J* = 8.8 Hz, 2H), 5.42-5.39 (m, 1H), 4.50-4.48 (m, 2H) 2.29 (s, 3H); <sup>13</sup>C NMR (100 MHz, CDCl<sub>3</sub>) δ 169.5, 163.9, 151.1, 135.0, 133.5, 128.8, 128.5, 124.0, 122.1, 85.0, 78.8, 21.3; FT-IR (neat) 3409, 3066, 2945, 1784, 1751, 1736, 1722, 1606, 1509, 1465, 1373, 1224, 1202, 1169, 1137, 1082, 1015, 990, 911, 878, 701 cm<sup>-1</sup>; HRMS (ESI) *m/z* [M+Na]<sup>+</sup> calcd for C<sub>18</sub>H<sub>15</sub>NO<sub>5</sub>: 380.0746, found: 380.0740.

**2-(2-(4-Bromophenyl)-2-hydroperoxyethoxy)isoindoline-1,3-dione 3e.** Analytical TLC on silica gel, 1:3 ethyl acetate/hexane *R<sub>f</sub>* = 0.37; white solid; mp 114-115 °C; yield 74% (70 mg); <sup>1</sup>H NMR (400 MHz, CDCl<sub>3</sub>) δ 9.87 (br s, 1H), 7.83-7.81 (m, 2H), 7.77-7.75 (m, 2H), 7.48 (d, *J* = 8.0 Hz, 2H), 7.29 (d, *J* = 8.0 Hz, 2H), 5.38-5.34 (m, 1H), 4.47 (d, *J* = 6.0 Hz, 2H); <sup>13</sup>C NMR (100 MHz, CDCl<sub>3</sub>) δ 163.9, 134.9, 131.9, 131.7, 129.0, 128.6, 123.9, 122.9, 84.7, 78.4; FT-IR (KBr) 3452, 2948, 2918, 1783, 1717, 1486, 1465, 1378, 1187, 1132, 1080, 1016, 995, 877, 818, 697 cm<sup>-1</sup>; HRMS (ESI) *m/z* [M+Na]<sup>+</sup> calcd for C<sub>16</sub>H<sub>12</sub>BrNO<sub>5</sub>: 399.9797, found: 399.9796.

**2-(2-(4-Chlorophenyl)-2-hydroperoxyethoxy)isoindoline-1,3-dione 3f.** Analytical TLC on silica gel, 1:3 ethyl acetate/hexane *R<sub>f</sub>* = 0.36; liquid; yield 71% (60 mg); <sup>1</sup>H NMR (600 MHz, CDCl<sub>3</sub>) δ 9.72 (br s, 1H), 7.86-7.84 (m, 2H), 7.78-7.77 (m, 2H), 7.36-7.33 (m, 4H), 5.38-5.36 (m, 1H), 4.50-4.44 (m, 2H); <sup>13</sup>C NMR (150 MHz, CDCl<sub>3</sub>) δ 163.9, 135.0, 134.9, 134.4, 129.1, 128.8, 128.7, 124.0, 84.8, 78.6; FT-IR (neat) 3370, 3036, 2938, 1784, 1716, 1492, 1464, 1359, 1190, 1121, 1082, 1015, 987, 909, 876, 699 cm<sup>-1</sup>; HRMS (ESI) *m/z* [M+Na]<sup>+</sup> calcd for C<sub>16</sub>H<sub>12</sub>ClNO<sub>5</sub>: 356.0302, found: 356.0302.

**2-(2-(4-Fluorophenyl)-2-hydroperoxyethoxy)isoindoline-1,3-dione 3g.** Analytical TLC on silica gel, 1:3 ethyl acetate/hexane *R<sub>f</sub>* = 0.37; liquid; yield 71% (57 mg); <sup>1</sup>H NMR (600 MHz, CDCl<sub>3</sub>) δ 9.67 (br s, 1H), 7.87-7.85 (m, 2H), 7.79-7.77 (m, 2H), 7.41-7.38 (m, 2H), 7.07-7.04 (m, 2H), 5.39-5.37 (m, 1H), 4.52-4.46 (m, 2H); <sup>13</sup>C NMR (150 MHz, CDCl<sub>3</sub>) δ 163.99, 163.9 (d, *J<sub>C-F</sub>* = 246.4 Hz), 135.0, 131.7, 129.28 (d, *J<sub>C-F</sub>* =

7.8 Hz), 128.8, 124.0, 115.9 (d, *J<sub>C-F</sub>* = 21.9 Hz), 84.8, 78.8; FT-IR (neat) 3434, 2923, 1789, 1732, 1605, 1511, 1467, 1375, 1225, 1187, 1160, 1132, 1082, 1018, 905, 878, 837, 702 cm<sup>-1</sup>; HRMS (ESI) *m/z* [M+Na]<sup>+</sup> calcd for C<sub>16</sub>H<sub>12</sub>FNO<sub>5</sub>: 340.0597, found: 340.0596.

**2-(2-Hydroperoxy-2-*p*-tolylethoxy)isoindoline-1,3-dione 3h.** Analytical TLC on silica gel, 1:3 ethyl acetate/hexane *R<sub>f</sub>* = 0.36; liquid; yield 88% (69 mg); <sup>1</sup>H NMR (400 MHz, CDCl<sub>3</sub>) δ 9.57 (br s, 1H), 7.87-7.85 (m, 2H), 7.78-7.76 (m, 2H), 7.29 (d, *J* = 8.0 Hz, 2H), 7.18 (d, *J* = 8.0 Hz, 2H), 5.37 (t, *J* = 6.4 Hz, 1H), 4.50-4.49 (m, 2H), 2.33 (s, 3H); <sup>13</sup>C NMR (100 MHz, CDCl<sub>3</sub>) δ 163.9, 138.8, 134.8, 132.8, 129.4, 128.7, 127.2, 123.9, 85.3, 78.9, 21.3; FT-IR (neat) 3439, 2922, 1788, 1729, 1631, 1515, 1467, 1375, 1186, 1132, 1082, 1018, 996, 877, 814, 701 cm<sup>-1</sup>; HRMS (ESI) *m/z* [M+Na]<sup>+</sup> calcd for C<sub>17</sub>H<sub>15</sub>NO<sub>5</sub>: 336.0848, found: 336.0852.

**2-(2-(Biphenyl-4-yl)-2-hydroperoxyethoxy)isoindoline-1,3-dione 3i.** Analytical TLC on silica gel, 1:3 ethyl acetate/hexane *R<sub>f</sub>* = 0.35; liquid; yield 79% (74 mg); <sup>1</sup>H NMR (400 MHz, CDCl<sub>3</sub>) δ 9.72 (br s, 1H), 7.85-7.83 (m, 2H), 7.76-7.73 (m, 2H), 7.59-7.54 (m, 4H), 7.48 (d, *J* = 8.0 Hz, 2H), 7.42 (t, *J* = 7.6 Hz, 2H), 7.34 (t, *J* = 7.2 Hz, 1H), 5.47-5.46 (m, 1H), 4.55-4.53 (m, 2H); <sup>13</sup>C NMR (100 MHz, CDCl<sub>3</sub>) δ 163.9, 141.9, 140.6, 134.9, 134.8, 128.9, 128.8, 127.7, 127.68, 127.63, 127.2, 124.0, 85.3, 78.9; FT-IR (neat) 3439, 1787, 1728, 1632, 1487, 1374, 1187, 1133, 1081, 1018, 996, 877, 731, 699 cm<sup>-1</sup>; HRMS (ESI) *m/z* [M+Na]<sup>+</sup> calcd for C<sub>22</sub>H<sub>17</sub>NO<sub>5</sub>: 398.1004, found: 398.1004.

**2-(2-Hydroperoxy-2,2-diphenylethoxy)isoindoline-1,3-dione 3j.** Analytical TLC on silica gel, 1:3 ethyl acetate/hexane *R<sub>f</sub>* = 0.37; white solid; mp 173-174 °C; yield 73% (69 mg); <sup>1</sup>H NMR (600 MHz, CDCl<sub>3</sub>) δ 10.34 (br s, 1H), 7.87-7.85 (m, 2H), 7.78-7.77 (m, 2H), 7.50 (d, *J* = 7.2 Hz, 4H), 7.35 (t, *J* = 7.2 Hz, 4H), 7.30-7.27 (m, 2H), 5.12 (s, 2H); <sup>13</sup>C NMR (150 MHz, CDCl<sub>3</sub>) δ 164.0, 140.1, 135.1, 128.8, 128.6, 128.3, 127.0, 124.1, 88.4, 79.4; FT-IR (KBr) 3381, 3058, 2914, 1792, 1716, 1467, 1450, 1384, 1137, 1073, 1028, 985, 879, 744, 700 cm<sup>-1</sup>; HRMS (ESI) *m/z* [M+Na]<sup>+</sup> calcd for C<sub>22</sub>H<sub>17</sub>NO<sub>5</sub>: 398.1004, found: 398.1007.

**2-(2-Hydroperoxy-2-phenylcyclohexyloxy)isoindoline-1,3-dione 3k.** Analytical TLC on silica gel, 1:3 ethyl acetate/hexane *R<sub>f</sub>* = 0.38; liquid; yield 69% (61 mg); <sup>1</sup>H NMR (400 MHz, CDCl<sub>3</sub>) δ 9.15 (br s, 1H), 7.82-7.79 (m, 3H), 7.77-7.73 (m, 3H), 7.40 (t, *J* = 7.6 Hz, 2H), 7.30 (t, *J* = 7.6 Hz, 1H), 4.73-4.70 (m, 1H), 2.41-2.35 (m, 1H), 2.23-2.12 (m, 2H), 1.95-1.71 (m, 3H), 1.47-1.37 (m, 2H); <sup>13</sup>C NMR (100 MHz, CDCl<sub>3</sub>) δ 164.6, 138.3, 134.9, 128.8, 128.6, 128.4, 127.1, 123.8, 88.2, 86.8, 31.8, 28.0, 22.4, 21.8; FT-IR (neat) 3439, 2937, 2866, 1788, 1725, 1630, 1467, 1376, 1188, 1127, 1081, 1016, 984, 878, 762, 699 cm<sup>-1</sup>; HRMS (ESI) *m/z* [M+Na]<sup>+</sup> calcd for C<sub>20</sub>H<sub>19</sub>NO<sub>5</sub>: 376.1161, found: 376.1165.

**2-(1-Hydroperoxy-1-phenylpropan-2-yloxy)isoindoline-1,3-dione 3l.** Analytical TLC on silica gel, 1:3 ethyl acetate/hexane *R<sub>f</sub>* = 0.36; dr = 3:1, liquid; yield 78% (61 mg); <sup>1</sup>H NMR (400 MHz, CDCl<sub>3</sub>) δ 10.09 (br s, 1H), 9.79 (br s, 0.26H), 7.88-7.86 (m, 2.3H), 7.80-7.78 (m, 2.4H), 7.45-7.42 (m, 2H), 7.38-7.33 (m, 4H), 5.16-5.15 (m, 1H), 5.12-5.10 (m, 0.34H), 4.82-4.79 (m, 1H), 4.66-4.59 (m, 0.27H), 1.29 (d, *J* = 6.8 Hz, 3H), 1.20 (d, *J* = 6.4 Hz, 0.73H); <sup>13</sup>C NMR (100 MHz, CDCl<sub>3</sub>) δ 164.8, 164.7, 135.05, 135.01, 134.9, 128.9, 128.89, 128.84, 128.6, 128.3, 128.0, 124.03, 124.0, 88.2, 84.5, 17.1, 14.2; FT-IR (neat) 3415, 2926, 1788, 1730, 1632, 1467, 1454, 1381, 1188, 1124, 1081, 1016, 979, 878, 701 cm<sup>-1</sup>; HRMS (ESI) *m/z* [M+Na]<sup>+</sup> calcd for C<sub>17</sub>H<sub>15</sub>NO<sub>5</sub>: 336.0848, found: 336.0848.

**2-(2-Hydroperoxy-2-(naphthalen-2-yl)ethoxy)isoindoline-1,3-dione 3m.** Analytical TLC on silica gel, 1:3 ethyl acetate/hexane *R<sub>f</sub>* = 0.38; liquid; yield 74% (65 mg); <sup>1</sup>H NMR (400 MHz, CDCl<sub>3</sub>) δ 9.70 (br s, 1H), 7.90-7.88 (m, 1H), 7.83-7.78 (m, 5H), 7.75-7.72 (m, 2H), 7.49-7.45 (m, 3H), 5.58 (t, *J* = 6.0 Hz, 1H), 4.59 (d, *J* = 5.2 Hz, 2H); <sup>13</sup>C NMR (100

MHz, CDCl<sub>3</sub>) δ 164.0, 134.9, 133.5, 133.3, 133.2, 128.8, 128.7, 128.3, 127.8, 126.7, 126.6, 126.5, 124.6, 123.9, 85.7, 79.0; FT-IR (neat) 3415, 3052, 2922, 1786, 1719, 1465, 1372, 1188, 1142, 1126, 1081, 1021, 1003, 952, 878, 822, 752, 702 cm<sup>-1</sup>; HRMS (ESI) *m/z* [M+Na]<sup>+</sup> calcd for C<sub>20</sub>H<sub>15</sub>NO<sub>5</sub>: 372.0848, found: 372.0850.

**2-(2-Hydroperoxyoctyloxy)isoindoline-1,3-dione 3n.** Analytical TLC on silica gel, 1:3 ethyl acetate/hexane *R<sub>f</sub>* = 0.43; liquid; yield 16% (12 mg); <sup>1</sup>H NMR (400 MHz, CDCl<sub>3</sub>) δ 9.71 (br s, 1H), 7.88-7.85 (m, 2H), 7.79-7.77 (m, 2H), 4.50 (q, *J* = 6.4 Hz, 1H), 4.27-4.21 (m, 2H), 1.70-1.64 (m, 2H), 1.33-1.25 (m, 8H), 0.90-0.87 (m, 3H); <sup>13</sup>C NMR (150 MHz, CDCl<sub>3</sub>) δ 164.1, 135.0, 128.9, 124.0, 82.6, 79.0, 31.8, 29.3, 29.0, 25.7, 22.7, 14.2; FT-IR (neat) 3438, 2926, 2854, 1789, 1731, 1637, 1466, 1376, 1187, 1124, 1075, 1018, 877, 701 cm<sup>-1</sup>; HRMS (ESI) *m/z* [M+Na]<sup>+</sup> calcd for C<sub>16</sub>H<sub>21</sub>NO<sub>5</sub>: 330.1317, found: 330.1318

**1-(2-Hydroperoxy-2-*m*-tolylethoxy)-1*H*-benzo[*d*][1,2,3]triazole 3o.** Analytical TLC on silica gel, 1:2 ethyl acetate/hexane *R<sub>f</sub>* = 0.36; liquid; yield 46% (33 mg); <sup>1</sup>H NMR (400 MHz, CDCl<sub>3</sub>) δ 9.60 (br s, 1H), 7.98 (d, *J* = 8.4 Hz, 1H), 7.63 (d, *J* = 8.4 Hz, 1H), 7.50 (t, *J* = 6.8 Hz, 1H), 7.37 (t, *J* = 7.6 Hz, 1H), 7.25 (t, *J* = 7.6 Hz, 1H), 7.18-7.14 (m, 3H), 5.38 (t, *J* = 6.0 Hz, 1H), 4.80 (d, *J* = 6.4 Hz, 2H), 2.32 (s, 3H); <sup>13</sup>C NMR (100 MHz, CDCl<sub>3</sub>) δ 143.4, 138.8, 135.4, 130.1, 128.9, 128.4, 128.0, 127.6, 125.1, 124.4, 120.2, 109.2, 84.6, 80.5, 21.5; FT-IR (neat) 3439, 2920, 2850, 1610, 1489, 1445, 1361, 1265, 1241, 1159, 1098, 971, 782, 744, 702 cm<sup>-1</sup>; HRMS (ESI) *m/z* [M+H]<sup>+</sup> calcd for C<sub>15</sub>H<sub>15</sub>N<sub>3</sub>O<sub>3</sub>: 286.1192, found: 286.1193.

**1-(2-(4-Bromophenyl)-2-hydroperoxyethoxy)-1*H*-benzo[*d*][1,2,3]triazole 3p.** Analytical TLC on silica gel, 1:2 ethyl acetate/hexane *R<sub>f</sub>* = 0.38; liquid; yield 52% (45 mg); <sup>1</sup>H NMR (400 MHz, CDCl<sub>3</sub>) δ 9.25 (br s, 1H), 8.01 (d, *J* = 8.4 Hz, 1H), 7.62 (d, *J* = 8.4 Hz, 1H), 7.55-7.51 (m, 3H), 7.40 (t, *J* = 8.0 Hz, 1H), 7.30 (d, *J* = 8.0 Hz, 2H), 5.39 (t, *J* = 6.0 Hz, 1H), 4.79 (d, *J* = 5.6 Hz, 2H); <sup>13</sup>C NMR (100 MHz, CDCl<sub>3</sub>) δ 143.4, 134.6, 132.2, 129.1, 128.6, 127.5, 125.2, 123.4, 120.3, 109.0, 84.0, 79.9; FT-IR (neat) 3471, 2923, 2853, 1640, 1486, 1445, 1362, 1265, 1241, 1099, 1071, 1011, 972, 821, 782, 743 cm<sup>-1</sup>; HRMS (ESI) *m/z* [M+H]<sup>+</sup> calcd for C<sub>14</sub>H<sub>12</sub>BrN<sub>3</sub>O<sub>3</sub>: 350.0140, found: 350.0141.

**1-(2-Hydroperoxy-2-*p*-tolylethoxy)-1*H*-benzo[*d*][1,2,3]triazole 3q.** Analytical TLC on silica gel, 1:3 ethyl acetate/hexane *R<sub>f</sub>* = 0.36; liquid; yield 61% (43 mg); <sup>1</sup>H NMR (400 MHz, CDCl<sub>3</sub>) δ 9.80 (br s, 1H), 7.96 (d, *J* = 8.0 Hz, 1H), 7.63 (d, *J* = 8.4 Hz, 1H), 7.48 (t, *J* = 8.0 Hz, 1H), 7.35 (t, *J* = 7.6 Hz, 1H), 7.27 (d, *J* = 7.6 Hz, 2H), 7.16 (d, *J* = 8.0 Hz, 2H), 5.38-5.35 (m, 1H), 4.85-4.76 (m, 2H), 2.32 (s, 3H); <sup>13</sup>C NMR (100 MHz, CDCl<sub>3</sub>) δ 143.3, 139.2, 132.5, 129.6, 128.4, 127.6, 127.3, 125.0, 120.1, 109.2, 84.3, 80.4, 21.3; FT-IR (neat) 3439, 2921, 1615, 1515, 1445, 1362, 1265, 1240, 1157, 1098, 969, 815, 766, 744 cm<sup>-1</sup>; HRMS (ESI) *m/z* [M+H]<sup>+</sup> calcd for C<sub>15</sub>H<sub>15</sub>N<sub>3</sub>O<sub>3</sub>: 286.1192, found: 286.1190.

**1-(2-Hydroperoxy-2-phenylpropoxy)-1*H*-benzo[*d*][1,2,3]triazole 3s.** Analytical TLC on silica gel, 1:3 ethyl acetate/hexane *R<sub>f</sub>* = 0.37; liquid; yield 63% (45 mg); <sup>1</sup>H NMR (400 MHz, CDCl<sub>3</sub>) δ 9.36 (br s, 1H), 7.97 (d, *J* = 8.4 Hz, 1H), 7.51 (t, *J* = 7.6 Hz, 3H), 7.45 (t, *J* = 8.0 Hz, 1H), 7.39 (t, *J* = 8.0 Hz, 2H), 7.33 (t, *J* = 8.0 Hz, 2H), 4.97-4.91 (m, 2H), 1.84 (s, 3H); <sup>13</sup>C NMR (100 MHz, CDCl<sub>3</sub>) δ 143.4, 140.3, 128.9, 128.4, 128.3, 127.2, 125.7, 125.0, 120.2, 109.2, 84.6, 82.7, 22.1; FT-IR (neat) 3439, 2987, 2850, 1640, 1496, 1446, 1373, 1264, 1159, 1099, 983, 844, 764, 744, 699 cm<sup>-1</sup>; HRMS (ESI) *m/z* [M+H]<sup>+</sup> calcd for C<sub>15</sub>H<sub>15</sub>N<sub>3</sub>O<sub>3</sub>: 286.1192, found: 286.1191.

**2-(2-(Pyridin-2-yl)ethoxy)isoindoline-1,3-dione 3t.** Analytical TLC on silica gel, 1:2 ethyl acetate/hexane *R<sub>f</sub>* = 0.22; liquid; yield 24% (16 mg); <sup>1</sup>H NMR (400 MHz, CDCl<sub>3</sub>) δ 8.52 (d, *J* = 6.8 Hz, 1H), 7.83-7.81 (m, 2H), 7.75-7.73 (m, 2H), 7.66-7.62 (m, 1H), 7.39 (d, *J* = 7.6 Hz, 1H), 7.14 (t, *J* = 6.4 Hz, 1H), 4.64 (t, *J* = 6.8 Hz, 2H), 3.32 (t, *J* = 6.8 Hz, 2H); <sup>13</sup>C NMR (100 MHz, CDCl<sub>3</sub>) δ 163.7, 157.5, 149.5, 136.7,

134.6, 129.0, 123.9, 123.7, 121.9, 77.4, 37.1; FT-IR (neat) 2924, 1789, 1732, 1592, 1570, 1467, 1437, 1373, 1187, 1129, 1082, 1017, 991, 877, 700 cm<sup>-1</sup>; HRMS (ESI) *m/z* [M+H]<sup>+</sup> calcd for C<sub>15</sub>H<sub>12</sub>N<sub>2</sub>O<sub>3</sub>: 269.0926, found: 269.0934.

**2-(2-(2-Chlorophenyl)-2-hydroxyethoxy)isoindoline-1,3-dione 5a.** Analytical TLC on silica gel, 1:3 ethyl acetate/hexane *R<sub>f</sub>* = 0.44; liquid; yield 93% (29.5 mg); <sup>1</sup>H NMR (400 MHz, CDCl<sub>3</sub>) δ 7.91-7.89 (m, 2H), 7.82-7.80 (m, 2H), 7.71 (d, *J* = 7.6 Hz, 1H), 7.34-7.29 (m, 2H), 7.26-7.21 (m, 1H), 5.38 (d, *J* = 8.8 Hz, 1H), 4.53 (d, *J* = 11.2 Hz, 1H), 3.96 (t, *J* = 10.0 Hz, 1H); <sup>13</sup>C NMR (100 MHz, CDCl<sub>3</sub>) δ 164.6, 135.7, 135.1, 131.7, 129.4, 129.3, 128.8, 128.0, 127.5, 124.2, 82.1, 67.9; FT-IR (neat) 3525, 2945, 2922, 1781, 1726, 1465, 1436, 1381, 1361, 1305, 1283, 1187, 1136, 1082, 1062, 1031, 994, 957, 879, 763, 704, 694 cm<sup>-1</sup>; HRMS (ESI) *m/z* [M-OH]<sup>+</sup> calcd for C<sub>16</sub>H<sub>12</sub>ClNO<sub>4</sub>: 300.0427, found: 300.0428.

**2-(2-(4-Bromophenyl)-2-hydroxyethoxy)isoindoline-1,3-dione 5b.** Analytical TLC on silica gel, 1:3 ethyl acetate/hexane *R<sub>f</sub>* = 0.44; white solid; mp 113-114 °C; yield 95% (34.4 mg); <sup>1</sup>H NMR (400 MHz, CDCl<sub>3</sub>) δ 7.89-7.86 (m, 2H), 7.82-7.79 (m, 2H), 7.48 (d, *J* = 8.4 Hz, 2H), 7.28 (d, *J* = 8.4 Hz, 2H), 4.98 (d, *J* = 10.0 Hz, 1H), 4.35 (d, *J* = 11.6 Hz, 1H), 4.06 (t, *J* = 11.2 Hz, 1H); <sup>13</sup>C NMR (100 MHz, CDCl<sub>3</sub>) δ 164.5, 137.2, 135.1, 131.8, 128.8, 128.0, 124.1, 122.2, 83.5, 70.3; FT-IR (KBr) 3509, 3089, 2941, 1782, 1732, 1716, 1488, 1466, 1399, 1374, 1313, 1186, 1129, 1076, 1009, 991, 877, 837, 698 cm<sup>-1</sup>; HRMS (ESI) *m/z* [M-OH]<sup>+</sup> calcd for C<sub>16</sub>H<sub>12</sub>BrNO<sub>4</sub>: 343.9922, found: 343.9919.

**2-(2-(4-Chlorophenyl)-2-hydroxyethoxy)isoindoline-1,3-dione 5c.** Analytical TLC on silica gel, 1:4 ethyl acetate/hexane *R<sub>f</sub>* = 0.45; white solid; mp 119-120 °C; yield 97% (30.8 mg); <sup>1</sup>H NMR (400 MHz, CDCl<sub>3</sub>) δ 7.89-7.87 (m, 2H), 7.81-7.79 (m, 2H), 7.34-7.29 (m, 4H), 4.99 (d, *J* = 7.6 Hz, 1H), 4.36 (d, *J* = 11.6 Hz, 1H), 4.07 (t, *J* = 10.0 Hz, 1H); <sup>13</sup>C NMR (100 MHz, CDCl<sub>3</sub>) δ 164.5, 136.7, 135.1, 134.0, 128.9, 128.8, 127.7, 124.1, 83.6, 70.3; FT-IR (KBr) 3504, 3093, 2984, 2941, 1787, 1733, 1716, 1491, 1466, 1403, 1373, 1365, 1319, 1236, 1184, 1128, 1087, 1076, 1017, 993, 889, 877, 837, 700, 692 cm<sup>-1</sup>; HRMS (ESI) *m/z* [M-OH]<sup>+</sup> calcd for C<sub>16</sub>H<sub>12</sub>ClNO<sub>4</sub>: 300.0427, found: 300.0429.

**2-(2-(4-Fluorophenyl)-2-hydroxyethoxy)isoindoline-1,3-dione 5d.** Analytical TLC on silica gel, 1:3 ethyl acetate/hexane *R<sub>f</sub>* = 0.44; white solid; mp 101-102 °C; yield 95% (28.6 mg); <sup>1</sup>H NMR (400 MHz, CDCl<sub>3</sub>) δ 7.90-7.87 (m, 2H), 7.81-7.79 (m, 2H), 7.38-7.34 (m, 2H), 7.03 (t, *J* = 8.4 Hz, 2H), 4.99 (d, *J* = 7.6 Hz, 1H), 4.35 (d, *J* = 11.6 Hz, 1H), 4.08 (t, *J* = 10.4 Hz, 1H); <sup>13</sup>C NMR (100 MHz, CDCl<sub>3</sub>) δ 164.5, 163.9 (d, *J<sub>C-F</sub>* = 245.0 Hz), 135.1, 134.0, 128.8, 128.1 (d, *J<sub>C-F</sub>* = 8.0 Hz), 124.1, 115.7 (d, *J<sub>C-F</sub>* = 22.0 Hz), 83.7, 70.3; FT-IR (KBr) 3504, 2942, 2898, 1787, 1726, 1606, 1512, 1466, 1410, 1366, 1317, 1225, 1186, 1177, 1160, 1124, 1110, 1077, 1015, 995, 876, 831, 787, 704 cm<sup>-1</sup>; HRMS (ESI) *m/z* [M-OH]<sup>+</sup> calcd for C<sub>16</sub>H<sub>12</sub>FNO<sub>4</sub>: 284.0723, found: 284.0721.

**2-(2-Hydroxy-2-*p*-tolylethoxy)isoindoline-1,3-dione 5e.** Analytical TLC on silica gel, 1:4 ethyl acetate/hexane *R<sub>f</sub>* = 0.41; white solid; mp 104-105 °C; yield 99% (29.4 mg); <sup>1</sup>H NMR (400 MHz, CDCl<sub>3</sub>) δ 7.89-7.86 (m, 2H), 7.80-7.78 (m, 2H), 7.27 (d, *J* = 7.6 Hz, 2H), 7.15 (d, *J* = 8.0 Hz, 2H), 4.98 (d, *J* = 9.6 Hz, 1H), 4.36 (d, *J* = 11.6 Hz, 1H), 4.18 (br s, 1H), 4.11 (t, *J* = 11.6 Hz, 1H), 2.32 (s, 3H); <sup>13</sup>C NMR (100 MHz, CDCl<sub>3</sub>) δ 164.5, 138.0, 135.2, 135.0, 129.4, 128.9, 126.3, 124.0, 83.8, 70.8, 21.3; FT-IR (KBr) 3525, 2920, 1784, 1719, 1466, 1379, 1314, 1187, 1137, 1018, 994, 877, 815, 698 cm<sup>-1</sup>; HRMS (ESI) *m/z* [M-OH]<sup>+</sup> calcd for C<sub>17</sub>H<sub>15</sub>NO<sub>4</sub>: 280.0974, found: 280.0967.

**2-(2-(Biphenyl-4-yl)-2-hydroxyethoxy)isoindoline-1,3-dione 5f.** Analytical TLC on silica gel, 1:3 ethyl acetate/hexane *R<sub>f</sub>* = 0.40; white solid; mp 129-130 °C; yield 96% (34.5 mg); <sup>1</sup>H NMR (600 MHz, CDCl<sub>3</sub>) δ 7.82-7.80 (m, 2H), 7.72-7.70 (m, 2H), 7.52 (t, *J* = 7.2 Hz, 4H), 7.44 (d, *J* = 8.4 Hz, 2H), 7.39 (t, *J* = 7.8 Hz, 2H), 7.30 (t, *J* = 7.2 Hz, 1H), 5.06 (d, *J* = 9.6 Hz, 1H), 4.40 (d, *J* = 12.0 Hz, 1H), 4.16 (t, *J* =

9.6 Hz, 1H);  $^{13}\text{C}$  NMR (100 MHz,  $\text{CDCl}_3$ )  $\delta$  164.4, 141.0, 140.6, 137.2, 134.9, 128.8, 128.7, 127.4, 127.3, 127.1, 126.7, 123.9, 83.6, 70.6; FT-IR (KBr) 3508, 3027, 2919, 1784, 1722, 1466, 1485, 1378, 1314, 1231, 1187, 1133, 1082, 1066, 1018, 992, 876, 767, 735, 699  $\text{cm}^{-1}$ ; HRMS (ESI)  $m/z$  [M-OH] $^+$  calcd for  $\text{C}_{22}\text{H}_{17}\text{NO}_4$ : 342.1130, found: 342.1130.

**2-(2-Hydroxy-2-phenylpropoxy)isoindoline-1,3-dione 5g.** Analytical TLC on silica gel, 1:3 ethyl acetate/hexane  $R_f = 0.41$ ; liquid; yield 99% (29.4 mg);  $^1\text{H}$  NMR (600 MHz,  $\text{CDCl}_3$ )  $\delta$  7.75-7.74 (m, 2H), 7.71-7.69 (m, 2H), 7.50 (d,  $J = 7.2$  Hz, 2H), 7.27 (t,  $J = 7.8$  Hz, 2H), 7.13 (t,  $J = 7.8$  Hz, 1H), 4.79 (br s, 1H), 4.58 (d,  $J = 10.8$  Hz, 1H), 4.31 (d,  $J = 10.8$  Hz, 1H), 1.60 (s, 3H);  $^{13}\text{C}$  NMR (150 MHz,  $\text{CDCl}_3$ )  $\delta$  163.8, 143.9, 134.7, 128.6, 128.3, 127.1, 125.0, 123.7, 86.3, 73.4, 26.9; FT-IR (neat) 3316, 2982, 1790, 1717, 1627, 1496, 1464, 1446, 1370, 1255, 1178, 1134, 1082, 1022, 1004, 976, 961, 891, 874, 786, 765, 698  $\text{cm}^{-1}$ ; HRMS (ESI)  $m/z$  [M-OH] $^+$  calcd for  $\text{C}_{17}\text{H}_{15}\text{NO}_4$ : 280.0974, found: 280.0974.

**2-(2-Hydroxy-2,2-diphenylethoxy)isoindoline-1,3-dione 5h.** Analytical TLC on silica gel, 1:3 ethyl acetate/hexane  $R_f = 0.42$ ; liquid; yield 98% (35.2 mg);  $^1\text{H}$  NMR (400 MHz,  $\text{CDCl}_3$ )  $\delta$  7.75-7.73 (m, 2H), 7.69-7.67 (m, 2H), 7.52 (d,  $J = 7.6$  Hz, 4H), 7.28 (t,  $J = 7.2$  Hz, 4H), 7.18 (t,  $J = 7.2$  Hz, 2H), 4.80 (s, 2H), 4.77 (br s, 1H);  $^{13}\text{C}$  NMR (100 MHz,  $\text{CDCl}_3$ )  $\delta$  163.7, 143.0, 134.8, 128.5, 128.4, 127.5, 126.5, 123.8, 84.6, 77.4; FT-IR (neat) 3536, 3027, 2948, 2888, 1790, 1722, 1492, 1464, 1449, 1383, 1335, 1257, 1187, 1170, 1124, 1060, 1028, 1011, 977, 908, 875, 772, 697  $\text{cm}^{-1}$ ; HRMS (ESI)  $m/z$  [M-OH] $^+$  calcd for  $\text{C}_{22}\text{H}_{17}\text{NO}_4$ : 342.1130, found: 342.1132.

**2-(2-Hydroxy-2-phenylcyclohexyloxy)isoindoline-1,3-dione 5i.** Analytical TLC on silica gel, 1:3 ethyl acetate/hexane  $R_f = 0.39$ ; white solid; mp 156-157  $^\circ\text{C}$ ; yield 96% (32.4 mg);  $^1\text{H}$  NMR (400 MHz,  $\text{CDCl}_3$ )  $\delta$  7.76-7.69 (m, 6H), 7.36 (t,  $J = 7.6$  Hz, 2H), 7.27-7.25 (m, 1H), 4.47-4.44 (m, 1H), 3.01 (br s, 1H), 2.55-2.49 (m, 1H), 2.32-2.24 (m, 1H), 2.11-1.96 (m, 1H), 1.83-1.69 (m, 3H), 1.54-1.45 (m, 2H);  $^{13}\text{C}$  NMR (150 MHz,  $\text{CDCl}_3$ )  $\delta$  164.1, 144.2, 134.6, 128.9, 128.1, 127.6, 127.2, 123.6, 92.1, 74.1, 35.2, 27.5, 21.6, 21.5; FT-IR (KBr) 3434, 3030, 2935, 2867, 1781, 1720, 1493, 1465, 1446, 1377, 1276, 1189, 1163, 1119, 1081, 1043, 1020, 996, 979, 880, 762, 699  $\text{cm}^{-1}$ ; HRMS (ESI)  $m/z$  [M-OH] $^+$  calcd for  $\text{C}_{20}\text{H}_{19}\text{NO}_4$ : 320.1287, found: 320.1291.

**2-(1-Hydroxy-1-phenylpropan-2-yloxy)isoindoline-1,3-dione 5j.** Analytical TLC on silica gel, 1:3 ethyl acetate/hexane  $R_f = 0.40$ ; liquid; yield 96% (27.6 mg);  $^1\text{H}$  NMR (400 MHz,  $\text{CDCl}_3$ )  $\delta$  7.91-7.89 (m, 2H), 7.82-7.79 (m, 2H), 7.34-7.32 (m, 4H), 7.27-7.24 (m, 1H), 5.027-5.021 (m, 1H), 4.50-4.45 (m, 1H), 4.06 (br s, 1H), 1.22 (d,  $J = 6.4$  Hz, 3H);  $^{13}\text{C}$  NMR (100 MHz,  $\text{CDCl}_3$ )  $\delta$  165.1, 138.7, 135.1, 129.0, 128.4, 127.5, 126.0, 124.1, 88.3, 71.7, 11.3; FT-IR (neat) 3504, 2989, 2938, 1787, 1728, 1612, 1494, 1467, 1450, 1375, 1327, 1187, 1125, 1082, 1057, 1015, 977, 878, 747, 700  $\text{cm}^{-1}$ ; HRMS (ESI)  $m/z$  [M-OH] $^+$  calcd for  $\text{C}_{17}\text{H}_{15}\text{NO}_4$ : 280.0974, found: 280.0975.

**2-(1H-Benzo[d][1,2,3]triazol-1-yloxy)-1-(4-bromophenyl)ethanol 5k.** Analytical TLC on silica gel, 1:4 ethyl acetate/hexane  $R_f = 0.41$ ; liquid; yield 95% (31.7 mg);  $^1\text{H}$  NMR (400 MHz,  $\text{CDCl}_3$ )  $\delta$  8.02 (d,  $J = 8.4$  Hz, 1H), 7.61 (d,  $J = 8.4$  Hz, 1H), 7.55 (d,  $J = 7.6$  Hz, 1H), 7.50 (d,  $J = 8.0$  Hz, 2H), 7.41 (t,  $J = 8.0$  Hz, 1H), 7.30 (d,  $J = 8.0$  Hz, 2H), 5.21-5.18 (m, 1H), 4.63-4.49 (m, 2H), 3.56 (br s, 1H);  $^{13}\text{C}$  NMR (100 MHz,  $\text{CDCl}_3$ )  $\delta$  143.6, 137.7, 132.0, 128.5, 128.1, 127.3, 125.1, 122.6, 120.4, 108.9, 84.5, 70.8; FT-IR (neat) 3439, 2925, 2854, 1632, 1488, 1445, 1401, 1360, 1264, 1240, 1157, 1088, 1010, 973, 821, 782, 743,  $\text{cm}^{-1}$ ; HRMS (ESI)  $m/z$  [M+H] $^+$  calcd for  $\text{C}_{14}\text{H}_{12}\text{BrN}_3\text{O}_2$ : 334.0191, found: 334.0192.

**2-(1H-Benzo[d][1,2,3]triazol-1-yloxy)-1-p-tolylolethanol 5l.** Analytical TLC on silica gel, 1:4 ethyl acetate/hexane  $R_f = 0.41$ ; liquid; yield 98% (26.4 mg);  $^1\text{H}$  NMR (400 MHz,  $\text{CDCl}_3$ )  $\delta$  7.97 (d,  $J = 8.4$  Hz, 1H), 7.62

(d,  $J = 8.4$  Hz, 1H), 7.48 (t,  $J = 8.0$  Hz, 1H), 7.37 (t,  $J = 8.0$  Hz, 1H), 7.27 (d,  $J = 8.0$  Hz, 2H), 7.15-7.13 (m, 2H), 5.18-5.15 (m, 1H), 4.64-4.53 (m, 2H), 4.37 (br s, 1H), 2.31 (s, 3H);  $^{13}\text{C}$  NMR (100 MHz,  $\text{CDCl}_3$ )  $\delta$  143.4, 138.4, 135.7, 129.5, 128.4, 127.4, 126.3, 125.1, 120.2, 109.1, 84.8, 71.2, 21.3; FT-IR (neat) 3439, 2921, 1613, 1514, 1446, 1359, 1264, 1240, 1179, 1158, 1090, 1020, 971, 900, 816, 781, 744  $\text{cm}^{-1}$ ; HRMS (ESI)  $m/z$  [M+H] $^+$  calcd for  $\text{C}_{15}\text{H}_{15}\text{N}_3\text{O}_2$ : 270.1243, found: 270.1243.

**1-(1H-Benzo[d][1,2,3]triazol-1-yloxy)-2-phenylpropan-2-ol 5m.** Analytical TLC on silica gel, 3:7 ethyl acetate/hexane  $R_f = 0.42$ ; liquid; yield 97% (26 mg);  $^1\text{H}$  NMR (600 MHz,  $\text{CDCl}_3$ )  $\delta$  7.97 (d,  $J = 8.4$  Hz, 1H), 7.58 (d,  $J = 7.2$  Hz, 2H), 7.46 (t,  $J = 7.8$  Hz, 1H), 7.39 (t,  $J = 7.8$  Hz, 3H), 7.36 (t,  $J = 8.4$  Hz, 1H), 7.31 (t,  $J = 7.8$  Hz, 1H), 4.70-4.63 (m, 2H), 3.28 (br s, 1H), 1.80 (s, 3H);  $^{13}\text{C}$  NMR (150 MHz,  $\text{CDCl}_3$ )  $\delta$  143.58, 143.54, 128.7, 128.2, 127.9, 127.1, 125.3, 124.9, 120.3, 108.8, 87.7, 73.9, 26.6; FT-IR (neat) 3413, 2977, 2926, 2850, 1617, 1494, 1446, 1375, 1263, 1240, 1158, 1097, 974, 743, 700  $\text{cm}^{-1}$ ; HRMS (ESI)  $m/z$  [M+H] $^+$  calcd for  $\text{C}_{15}\text{H}_{15}\text{N}_3\text{O}_2$ : 270.1243, found: 270.1241.

**2-(Aminoxy)-1-p-tolylolethanol 6a.** Analytical TLC on silica gel, 1:2 ethyl acetate/hexane  $R_f = 0.46$ ; liquid; yield 77% (44 mg);  $^1\text{H}$  NMR (400 MHz,  $\text{DMSO}-d_6$ )  $\delta$  10.99 (br s, 2H), 7.26 (d,  $J = 7.6$  Hz, 2H), 7.16 (d,  $J = 7.6$  Hz, 2H), 4.87-4.84 (m, 1H), 4.07-3.96 (m, 2H), 2.27 (s, 3H);  $^{13}\text{C}$  NMR (100 MHz,  $\text{DMSO}-d_6$ )  $\delta$  138.1, 136.7, 128.7, 126.1, 78.6, 69.9, 20.7; FT-IR (neat) 3439, 3258, 2920, 2690, 1592, 1554, 1342, 1076, 1060, 1026, 946, 890, 814  $\text{cm}^{-1}$ ; HRMS (ESI)  $m/z$  [M-OH] $^+$  calcd for  $\text{C}_9\text{H}_{13}\text{NO}_2$ : 150.0919, found: 150.0919.

**1-(Aminoxy)-2-phenylpropan-2-ol 6b.** Analytical TLC on silica gel, 1:2 ethyl acetate/hexane  $R_f = 0.47$ ; liquid; yield 79% (45 mg);  $^1\text{H}$  NMR (400 MHz,  $\text{DMSO}-d_6$ )  $\delta$  11.05 (br s, 2H), 7.48 (d,  $J = 8.0$  Hz, 2H), 7.33 (t,  $J = 7.2$  Hz, 2H), 7.24 (t,  $J = 7.2$  Hz, 1H), 4.09 (s, 2H), 1.47 (s, 3H);  $^{13}\text{C}$  NMR (100 MHz,  $\text{DMSO}-d_6$ )  $\delta$  145.2, 127.9, 126.8, 125.3, 80.9, 73.0, 26.2; FT-IR (neat) 3471, 1632, 1554, 1538, 1505, 1382, 1226, 1091, 1015, 917, 700  $\text{cm}^{-1}$ ; HRMS (ESI)  $m/z$  [M-OH] $^+$  calcd for  $\text{C}_9\text{H}_{13}\text{NO}_2$ : 150.0919, found: 150.0919.

**1-(2-Chlorophenyl)ethane-1,2-diol 7a.** Analytical TLC on silica gel, 1:1 ethyl acetate/hexane  $R_f = 0.46$ ; white solid; mp 106-107  $^\circ\text{C}$ ; yield 61% (21 mg);  $^1\text{H}$  NMR (400 MHz,  $\text{CDCl}_3$ )  $\delta$  7.61-7.58 (m, 1H), 7.35-7.29 (m, 2H), 7.26-7.21 (m, 1H), 5.26-5.23 (m, 1H), 3.92-3.88 (m, 1H), 3.59-3.55 (m, 1H);  $^{13}\text{C}$  NMR (100 MHz,  $\text{CDCl}_3$ )  $\delta$  138.7, 131.7, 129.0, 128.4, 127.8, 126.8, 71.2, 66.4; FT-IR (KBr) 3280, 2924, 2855, 1637, 1470, 1437, 1364, 1265, 1129, 1096, 1070, 1031, 899, 758  $\text{cm}^{-1}$ ; HRMS (ESI)  $m/z$  [M+Na] $^+$  calcd for  $\text{C}_8\text{H}_9\text{ClO}_2$ : 195.0189, found: 195.0188.

**1-(4-Bromophenyl)ethane-1,2-diol 7b.** Analytical TLC on silica gel, 1:1 ethyl acetate/hexane  $R_f = 0.43$ ; white solid; mp 99-100  $^\circ\text{C}$ ; yield 69% (30 mg);  $^1\text{H}$  NMR (400 MHz,  $\text{CDCl}_3$ )  $\delta$  7.51-7.47 (m, 2H), 7.27-7.24 (m, 2H), 4.81-4.78 (m, 1H), 3.76-3.73 (m, 1H), 3.63-3.59 (m, 1H), 2.69 (br s, 1H), 2.17 (br s, 1H);  $^{13}\text{C}$  NMR (100 MHz,  $\text{CDCl}_3$  +  $\text{DMSO}-d_6$ )  $\delta$  140.7, 130.5, 127.5, 120.3, 73.3, 67.5; FT-IR (KBr) 3406, 2931, 2895, 1651, 1590, 1483, 1458, 1394, 1347, 1228, 1196, 1093, 1068, 1035, 1011, 899, 823  $\text{cm}^{-1}$ ; HRMS (ESI)  $m/z$  [M+Na] $^+$  calcd for  $\text{C}_8\text{H}_9\text{BrO}_2$ : 238.9684, found: 238.9683.

**1-(4-Chlorophenyl)ethane-1,2-diol 7c.** Analytical TLC on silica gel, 1:1 ethyl acetate/hexane  $R_f = 0.42$ ; liquid; yield 67% (23 mg);  $^1\text{H}$  NMR (400 MHz,  $\text{DMSO}-d_6$ )  $\delta$  7.37-7.32 (m, 4H), 5.36 (d,  $J = 4.4$  Hz, 1H), 4.77 (t,  $J = 6.0$  Hz, 1H), 4.52 (q,  $J = 5.6$  Hz, 1H), 3.38 (br s, 2H);  $^{13}\text{C}$  NMR (100 MHz,  $\text{DMSO}-d_6$ )  $\delta$  142.5, 131.2, 128.2, 127.7, 73.0, 67.2; FT-IR (neat) 3643, 3437, 2926, 2848, 1634, 1490, 1193, 1083, 1016, 818  $\text{cm}^{-1}$ ; HRMS (ESI)  $m/z$  [M+Na] $^+$  calcd for  $\text{C}_8\text{H}_9\text{ClO}_2$ : 195.0189, found: 195.0187.



**1-(4-Fluorophenyl)ethane-1,2-diol 7d.**<sup>14a</sup> Analytical TLC on silica gel, 1:1 ethyl acetate/hexane  $R_f = 0.43$ ; liquid; yield 66% (21 mg); <sup>1</sup>H NMR (400 MHz, CDCl<sub>3</sub>)  $\delta$  7.34-7.29 (m, 2H), 7.06-7.01 (m, 2H), 4.79-4.77 (m, 1H), 3.71-3.68 (m, 1H), 3.62-3.59 (m, 1H), 3.02 (br s, 1H), 2.00 (br s, 1H); <sup>13</sup>C NMR (100 MHz, CDCl<sub>3</sub>)  $\delta$  163.8 (d,  $J_{C-F} = 244.4$  Hz), 136.3, 127.9 (d,  $J_{C-F} = 8.3$  Hz), 115.7 (d,  $J_{C-F} = 21.7$  Hz), 74.2, 68.2; FT-IR (neat) 3416, 2956, 2922, 1637, 1606, 1510, 1379, 1225, 1078, 1025, 891, 834 cm<sup>-1</sup>; HRMS (ESI)  $m/z$  [M-OH]<sup>+</sup> calcd for C<sub>8</sub>H<sub>9</sub>FO<sub>2</sub>: 139.0559, found: 139.0564.

**1-(p-Tolyl)ethane-1,2-diol 7e.**<sup>13</sup> Analytical TLC on silica gel, 1:1 ethyl acetate/hexane  $R_f = 0.41$ ; white solid; mp 69-70 °C; yield 81% (25 mg); <sup>1</sup>H NMR (400 MHz, CDCl<sub>3</sub>)  $\delta$  7.22 (d,  $J = 8.0$  Hz, 2H), 7.15 (d,  $J = 8.0$  Hz, 2H), 4.76-4.73 (m, 1H), 3.69-3.60 (m, 2H), 3.05 (br s, 2H), 2.33 (s, 3H); <sup>13</sup>C NMR (100 MHz, CDCl<sub>3</sub>)  $\delta$  137.8, 137.6, 129.3, 126.2, 74.7, 68.2, 21.3; FT-IR (KBr) 3259, 3158, 2919, 2858, 1514, 1461, 1348, 1234, 1198, 1096, 1070, 1032, 899, 819, 774 cm<sup>-1</sup>; HRMS (ESI)  $m/z$  [M-OH]<sup>+</sup> calcd for C<sub>9</sub>H<sub>12</sub>O<sub>2</sub>: 135.0810, found: 135.0811.

**1-([1,1'-Biphenyl]-4-yl)ethane-1,2-diol 7f.** Analytical TLC on silica gel, 1:1 ethyl acetate/hexane  $R_f = 0.44$ ; white solid; mp 147-148 °C; yield 74% (32 mg); <sup>1</sup>H NMR (400 MHz, CDCl<sub>3</sub>)  $\delta$  7.59 (t,  $J = 7.6$  Hz, 4H), 7.44 (t,  $J = 7.6$  Hz, 4H), 7.35 (t,  $J = 7.6$  Hz, 1H), 4.90-4.88 (m, 1H), 3.84-3.69 (m, 2H), 1.80 (br s, 2H); <sup>13</sup>C NMR (100 MHz, DMSO-d<sub>6</sub>)  $\delta$  142.7, 140.2, 138.7, 128.9, 127.2, 126.9, 126.6, 126.2, 73.5, 67.4; FT-IR (KBr) 3349, 3025, 2925, 1634, 1565, 1485, 1404, 1363, 1247, 1191, 1097, 1074, 1043, 899, 845, 759, 725, 689 cm<sup>-1</sup>; HRMS (ESI)  $m/z$  [M-OH]<sup>+</sup> calcd for C<sub>14</sub>H<sub>14</sub>O<sub>2</sub>: 197.0966, found: 197.0967.

**2-Phenylpropane-1,2-diol 7g.**<sup>14b</sup> Analytical TLC on silica gel, 1:1 ethyl acetate/hexane  $R_f = 0.44$ ; liquid; yield 78% (24 mg); <sup>1</sup>H NMR (400 MHz, CDCl<sub>3</sub>)  $\delta$  7.45 (d,  $J = 7.6$  Hz, 2H), 7.36 (t,  $J = 7.2$  Hz, 2H), 7.29 (d,  $J = 7.2$  Hz, 1H), 3.79 (d,  $J = 11.2$  Hz, 1H), 3.63 (d,  $J = 11.2$  Hz, 1H), 2.85 (br s, 1H), 2.20 (br s, 1H), 1.52 (s, 3H); <sup>13</sup>C NMR (100 MHz, CDCl<sub>3</sub>)  $\delta$  145.1, 128.6, 127.3, 125.2, 75.0, 71.2, 26.2; FT-IR (neat) 3442, 2954, 2923, 2870, 1766, 1716, 1638, 1494, 1448, 1377, 1240, 1156, 1125, 1045, 955, 864, 764, 701 cm<sup>-1</sup>; HRMS (ESI)  $m/z$  [M-OH]<sup>+</sup> calcd for C<sub>9</sub>H<sub>12</sub>O<sub>2</sub>: 135.0810, found: 135.0810.

**1-Phenylpropane-1,2-diol 7h.**<sup>13</sup> Analytical TLC on silica gel, 1:1 ethyl acetate/hexane  $R_f = 0.45$ ; liquid; yield 65% (20 mg); <sup>1</sup>H NMR (400 MHz, CDCl<sub>3</sub>)  $\delta$  7.38-7.28 (m, 5H), 4.68 (d,  $J = 4.0$  Hz, 1H), 4.02-3.99 (m, 1H), 2.67 (br s, 1H), 2.04 (br s, 1H), 1.08-1.06 (m, 3H); <sup>13</sup>C NMR (100 MHz, CDCl<sub>3</sub>)  $\delta$  140.4, 128.5, 128.0, 126.8, 77.6, 71.4, 17.3; FT-IR (neat) 3414, 2959, 2921, 1639, 1452, 1379, 1259, 1199, 1126, 1080, 1043, 991, 930, 852, 746, 700 cm<sup>-1</sup>; HRMS (ESI)  $m/z$  [M-OH]<sup>+</sup> calcd for C<sub>9</sub>H<sub>12</sub>O<sub>2</sub>: 135.0810, found: 135.0814.

**2-(2-(2,2,6,6-Tetramethylpiperidin-1-yloxy)-2-p-tolyloxy)isoindoline-1,3-dione 8.** Analytical TLC on silica gel, 1:4 ethyl acetate/hexane  $R_f = 0.56$ ; liquid; yield 38% (42 mg); <sup>1</sup>H NMR (600 MHz, CDCl<sub>3</sub>)  $\delta$  7.77-7.76 (m, 2H), 7.70-7.69 (m, 2H), 7.35 (d,  $J = 8.4$  Hz, 2H), 7.13 (d,  $J = 7.8$  Hz, 2H), 5.09 (t,  $J = 7.2$  Hz, 1H), 4.74-4.71 (m, 1H), 4.48 (t,  $J = 9.6$  Hz, 1H), 2.29 (s, 3H), 1.46-1.25 (m, 9H), 1.17 (s, 3H), 1.03 (s, 3H), 0.73 (s, 3H); <sup>13</sup>C NMR (150 MHz, CDCl<sub>3</sub>)  $\delta$  163.1, 137.3, 137.0, 134.2, 128.7, 128.6, 127.8, 123.2, 82.9, 79.9, 60.0, 40.3, 34.0, 21.1, 20.2, 17.0; FT-IR (neat) 2930, 1791, 1735, 1514, 1466, 1375, 1361, 1257, 1186, 1132, 1081, 1017, 997, 877, 817, 700 cm<sup>-1</sup>; HRMS (ESI)  $m/z$  [M+H]<sup>+</sup> calcd for C<sub>26</sub>H<sub>32</sub>N<sub>2</sub>O<sub>4</sub>: 437.2440, found: 437.2441.

## Notes and references

- 1 S. Enthaler, K. Junge and M. Beller, *Angew. Chem., Int. Ed.*, 2008, **47**, 3317.

- 2 A. C. Rosenzweig, H. Brandstetter, D. A. Whittington, P. Nordlund, S. J. Lippard and C. A. Frederick, *Proteins Struct. Funct. Genet.*, 1997, **29**, 141.
- 3 For examples, see: (a) M. C. White, A. G. Doyle and E. N. Jacobsen, *J. Am. Chem. Soc.*, 2001, **123**, 7194; (b) C. Bolm, J. Legros, J. le Paih and L. Zani, *Chem. Rev.*, 2004, **104**, 6217; (c) M. Nakanishi and C. Bolm, *Adv. Synth. Catal.*, 2007, **349**, 861; (d) P. C. A. Bruijninx, I. L. C. Buurmans, S. Gosiewska, M. A. H. Moelands, M. Lutz, A. L. Spek, G. van Koten and R. J. M. Klein Gebbink *Chem. Eur. J.*, 2008, **14**, 1228; (e) T. Taniguchi, H. Zaimoku and H. Ishibashi, *Chem. Eur. J.*, 2011, **17**, 4307; (f) M. Sengoden and T. Punniyamurthy, *Angew. Chem., Int. Ed.*, 2013, **52**, 572; (g) S. Chatterjee and T. K. Paine, *Angew. Chem. Int. Ed.*, 2015, **54**, 9338.
- 4 For examples, see: (a) K. Chen and L. Que, Jr., *Angew. Chem., Int. Ed.*, 1999, **38**, 2227; (b) P. D. Oldenburg, A. A. Shteinman and L. Que, Jr., *J. Am. Chem. Soc.*, 2005, **127**, 15672; (c) M. R. Bukowski, P. Comba, A. Lienke, C. Limberg, C. L. de Laorden, R. Mas-Ballesté, M. Merz and L. Que, Jr., *Angew. Chem., Int. Ed.*, 2006, **45**, 3446; (d) T. W.-S. Chow, E. L.-M. Wong, Z. Guo, Y. Liu, J.-S. Huang and C.-M. Che, *J. Am. Chem. Soc.*, 2010, **132**, 13229.
- 5 For aerobic oxidation, see: (a) S. S. Stahl, *Angew. Chem., Int. Ed.*, 2004, **43**, 3400; (b) M. S. Sigman and M. J. Schultz, *Org. Biomol. Chem.*, 2004, **2**, 2551; (c) B. M. Stoltz, *Chem. Lett.*, 2004, **33**, 362; (d) S. S. Stahl, *Science*, 2005, **309**, 1824; (e) T. Punniyamurthy, S. Velusamy and J. Iqbal, *Chem. Rev.*, 2005, **105**, 2329; (f) M. S. Sigman and D. R. Jensen, *Acc. Chem. Res.*, 2006, **39**, 221; (g) E. M. Beccalli, G. Brogini, M. Martinelli and S. Sottocornola, *Chem. Rev.*, 2007, **107**, 5318; (h) K. K. Toh, Y.-F. Wang, E. P. J. Ng and S. Chiba, *J. Am. Chem. Soc.*, 2011, **133**, 13942; (i) W. Wei and J.-X. Ji, *Angew. Chem., Int. Ed.*, 2011, **50**, 9097; (j) T. Uchida and T. Katsuki, *J. Synth. Org. Chem. Jpn.*, 2013, **71**, 1126; (k) C. Martinez, Y. Wu, A. B. Weinstein, S. S. Stahl, G. Liu and K. Muñiz, *J. Org. Chem.*, 2013, **78**, 6309; (l) B. L. Ryland and S. S. Stahl, *Angew. Chem., Int. Ed.*, 2014, **53**, 8824; (m) H. Yan, L. Lu, G. Rong, D. Liu, Y. Zheng, J. Chen and J. Mao, *J. Org. Chem.*, 2014, **79**, 7103; (n) Y. Yang, Y. Liu, Y. Jiang, Y. Zhang and D. A. Vici, *J. Org. Chem.*, 2015, **80**, 6639;
- 6 (a) H. C. Kolb, M. S. VanNieuwenhze and K. B. Sharpless, *Chem. Rev.*, 1994, **94**, 2483; (b) C. Döbler, G. Mehlretter and M. Beller, *Angew. Chem., Int. Ed.*, 1999, **38**, 3026; (c) H. C. Kolb and K. B. Sharpless, *Asymmetric Dihydroxylation, in Transition Metals for Organic Synthesis*, eds., M. Beller and C. Bolm, Wiley-VCH, Weinheim, Germany, 2004, vol. 2, p. 275.
- 7 For examples, see: (a) Y. Zhang and M. S. Sigman, *J. Am. Chem. Soc.*, 2007, **129**, 3076; (b) Y. Li, D. Song and V. M. Dong, *J. Am. Chem. Soc.*, 2008, **130**, 2962; (c) A. Wang, H. Jiang and H. Chen, *J. Am. Chem. Soc.*, 2009, **131**, 3846; (d) J. Seayad, A. M. Seayad and C. L. L. Chai, *Org. Lett.*, 2010, **12**, 1412.
- 8 For oxygenation with hydroxyamic acid using radical initiator, see: (a) V. A. Schmidt and E. J. Alexanian, *Angew. Chem., Int. Ed.*, 2010, **49**, 4491; (b) V. A. Schmidt and E. J. Alexanian, *J. Am. Chem. Soc.*, 2011, **133**, 11402; (c) B. C. Giglio, V. A. Schmidt and E. J. Alexanian, *J. Am. Chem. Soc.*, 2011, **133**, 13320.
- 9 For examples, see: (a) A. A. Andia, M. R. Miner and K. A. Woerpel, *Org. Lett.*, 2015, **17**, 2704; (b) R. Bag, D. Sar and T. Punniyamurthy, *Org. Lett.*, 2015, **17**, 2010; (c) X.-F. Xia, S.-L. Zhu, Z. Gu, H. Wang, W. Li, X. Liu and Y.-M. Liang, *J. Org. Chem.*, 2015, **80**, 5572; (d) Q. Lu, Z. Liu, Y.

- Luo, G. Zhang, Z. Huang, H. Wang, C. Liu, J. T. Miller and A. Lei, *Org. Lett.*, 2015, **17**, 3402.
- 10 R. N. Reddi, P. K. Prasad and A. Sudalai, *Org. Lett.*, 2014, **16**, 5674.
- 11 For examples of the drugs that have oxime ether scaffold, see: MDL Drug Data Report, MDL Information Systems, Inc., San Leandro, CA.
- 12 H. M. Petrassi, K. B. Sharpless and J. W. Kelly, *Org. Lett.*, 2001, **3**, 139.
- 13 For peroxide based reactions, see: J. C. Griffith, K. M. Jones, S. Picon, M. J. Rawling, B. M. Kariuki, M. Campbell and N. C. O. Tomkinson, *J. Am. Chem. Soc.*, 2010, **132**, 14409.
- 14 For metal-catalyzed reaction, see: (a) T. Ohkuma, N. Utsumi, M. Watanabe, K. Tsutsumi, N. Arai and K. Murata, *Org. Lett.*, 2007, **9**, 2567; (b) H. Sugimoto, K. Kitayama, S. Mori and S. Itoh, *J. Am. Chem. Soc.*, 2012, **134**, 19270.
- 15 For examples of the use of NHPI, see: (a) F. Recupero and C. Punta, *Chem. Rev.*, 2007, **107**, 3800; (b) J. M. Lee, E. J. Park, S. H. Cho and S. Chang, *J. Am. Chem. Soc.*, 2008, **130**, 7824; (c) A. O. Terent'ev, I. B. Krylov, M. Y. Sharipov, Z. M. Kazanskaya and G. I. Nikishin, *Tetrahedron*, 2012, **68**, 10263; (d) A. O. Terent'ev, I. B. Krylov, V. P. Timofeev, Z. A. Starikova, V. M. Merkulova, A. I. Ilovaisky and G. I. Nikishin, *Adv. Synth. Catal.*, 2013, **355**, 2375; (e) R. Ghosh and B. Olofsson, *Org. Lett.*, 2014, **16**, 1830; (f) X.-F. Xia, Z. Gu, W. Liu, H. Wang, Y. Xia, H. Gao, X. Liu and Y.-M. Liang, *J. Org. Chem.*, 2015, **80**, 290; (g) M. Dinda, C. Bose, T. Ghosh and S. Maity, *RSC Adv.*, 2015, **5**, 44928.
- 16 For examples of radical trap using TEMPO, see: (a) T. Taniguchi, Y. Sugiura, H. Zaimoku and H. Ishibashi, *Angew. Chem., Int. Ed.*, 2010, **49**, 10154; (b) Q. Lu, J. Zhang, G. Zhao, Y. Qi, H. Wang and A. Lei, *J. Am. Chem. Soc.*, 2013, **135**, 11481.
- 17 For the reaction of *N*-hydroxy radicals, see: (a) R. K. Quinn, V. A. Schmidt and E. J. Alexanian, *Chem. Sci.*, 2013, **4**, 4030; (b) B. C. Giglio and E. J. Alexanian, *Org. Lett.*, 2014, **16**, 4304; (c) X.-X. Peng, Y.-J. Deng, X.-L. Yang, L. Zhang, W. Yu and B. Han, *Org. Lett.*, 2014, **16**, 4650; (d) X.-L. Yang, F. Chen, N.-N. Zhou, W. Yu and B. Han, *Org. Lett.*, 2014, **16**, 6476; (e) I. B. Krylov, A. O. Terent'ev, V. P. Timofeev, B. N. Shelimov, R. A. Novikov, V. M. Merkulova and G. I. Nikishin, *Adv. Synth. Catal.*, 2014, **356**, 2266.
- 18 For examples, see: (a) J. P. Collman, A. Dey, Y. Yang, S. Ghosh and R. A. Decreau, *PNAS*, 2009, **106**, 10528; (b) S. R. Iyer, M. M. Javadi, Y. Feng, M. Y. Hyun, W. N. Oloo, C. Kim and L. Que, Jr., *Chem. Commun.*, 2014, **50**, 13777.

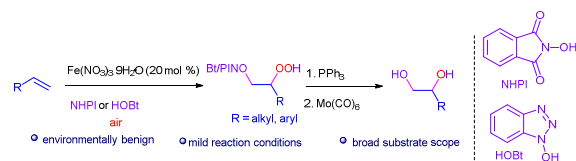
ARTICLE

Journal Name

TOC

**Iron(III)-catalyzed aerobic dioxxygenation of styrenes using *N*-hydroxyphthalimide and *N*-hydroxybenzotriazole**

Ragunath Bag, Dinabandhu Sar and Tharmalingam Punniyamurthy\*



The dioxxygenation of alkenes with air and NHPI/HOBT is described using commercial iron salt as the catalyst at ambient conditions with broad substrate scope and functional group tolerance. The products can be readily converted into the corresponding 1,2-diols in high yields.