

RSC Advances



This is an *Accepted Manuscript*, which has been through the Royal Society of Chemistry peer review process and has been accepted for publication.

Accepted Manuscripts are published online shortly after acceptance, before technical editing, formatting and proof reading. Using this free service, authors can make their results available to the community, in citable form, before we publish the edited article. This *Accepted Manuscript* will be replaced by the edited, formatted and paginated article as soon as this is available.

You can find more information about *Accepted Manuscripts* in the [Information for Authors](#).

Please note that technical editing may introduce minor changes to the text and/or graphics, which may alter content. The journal's standard [Terms & Conditions](#) and the [Ethical guidelines](#) still apply. In no event shall the Royal Society of Chemistry be held responsible for any errors or omissions in this *Accepted Manuscript* or any consequences arising from the use of any information it contains.

Synthesis and catalytic performance of ruthenium complexes ligated with rigid *o*-(diphenylphosphino)aniline for chemoselective hydrogenation of dimethyl oxalate†

Received 00th January 20xx,
Accepted 00th January 20xx

DOI: 10.1039/x0xx00000x

www.rsc.org/

Xiaolong Fang, Chunyan Zhang, Jin Chen, Hongping Zhu*, and Youzhu Yuan*

A series of new ruthenium complexes with rigid ligand *o*-(diphenylphosphino)aniline, including [(PPh₂)(*o*-PPh₂C₆H₄NH₂)RuCl₂]₂ (**1**), (*o*-PPh₂C₆H₄NH₂)₂RuCl₂ (**2**), [(*o*-PPh₂C₆H₄NH₂)₂(*o*-PPh₂C₆H₄NH)Ru]⁺Cl⁻ (**3**), Ph₃P(η²-H₂)Ru(μ-H)(μ-*o*-PPh₂C₆H₄NH)₂RuH(PPh₃) (**4**), (*o*-PPh₂C₆H₄NH₂)(*o*-PPh₂C₆H₄NH)RuCl(CO) (**5**), (*o*-PPh₂C₆H₄NH₂)(*o*-PPh₂C₆H₄NH)RuH(CO) (**6**), and [(*o*-PPh₂C₆H₄NH)Ru(CO)]₂ (**7**) were synthesized and employed as catalysts for chemoselective hydrogenation of esters. Among them, the complexes **1**, **2**, and **5** exhibited excellent performance in hydrogenation of dimethyl oxalate to methyl glycolate, in comparison with the ruthenium complexes with flexible aminophosphine ligand, such as (Ph₂P(CH₂)₂NH₂)₂RuCl₂, (Ph₂P(CH₂)₃NH₂)₂RuCl₂, and (*o*-Ph₂PC₆H₄CH₂NH₂)₂RuCl₂, under identical conditions. The complexes **1** and **2** also displayed good activities in the hydrogenation of other aliphatic and cyclic esters. The catalytic mechanism of hydrogenation was discussed according to the results of NMR spectroscopic studies and control experiments.

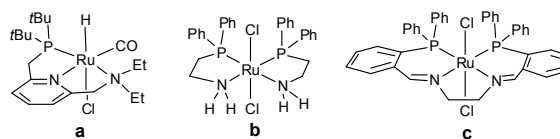
Introduction

Selective hydrogenation of esters to alcohols is one of the important transformations from both conceptual and practical perspectives.¹ For example, the chemoselective hydrogenation of dimethyl oxalate (DMO) to methyl glycolate (MG) and further to ethylene glycol (EG) is a key step in the process so-called “coal to EG”.² Compared with stoichiometric reactions with hydride reagents (e.g., LiAlH₄ or NaBH₄), catalytic hydrogenation with dihydrogen (H₂) inhibits the production of metal salt waste and is more economic and environmentally benign.^{1,3} Therefore, catalytic hydrogenation with H₂ is widely accepted and adopted. Industrially, this process is commonly accomplished by using heterogeneous supported metal catalysts at relatively high reaction temperatures and H₂ pressures.^{1b,4} In contrast, molecular-defined organometallic complexes are usually considered to be more active at lower reaction temperatures and H₂ pressures, which might be beneficial for getting higher selectivity to the desired products.^{3,5}

Grey et al.⁶ and Matteoli et al.⁷ used ruthenium-hydride anions and ruthenium-cluster complexes coordinated with phosphine ligands as homogeneous catalysts, respectively, for ester hydrogenation. However, these complexes exhibited low activities and required drastic reaction conditions (180 °C and

200 bar H₂) to achieve complete conversion. Subsequently, Elsevier et al.⁸ developed an in situ catalyst system of Ru(*acac*)₃/MeC(CH₂PPh₂)₃/Zn (*acac* = acetylacetonate); this catalyst was used for the DMO hydrogenation at 100 °C and 70 bar H₂ for 16 h and generated 94% EG. Milstein et al.⁹ reported the first example of homogeneous non-activated aromatic and aliphatic ester hydrogenation by using pincer-type ruthenium complex **a** (Scheme 1) under 5.3 bar of H₂ at 115 °C. Saudan et al.¹⁰ demonstrated the outstanding performance of ruthenium complexes **b** and **c** (Scheme 1) for ester and lactone reduction, which contain bidentate N,P-chelate and tetradentate P,N,N',P'-chelate ligands, respectively. Since then, scientists worldwide have paid much attention on homogeneous ester hydrogenation and developed several other efficient catalysts.^{5,11,12} As we know, the ligands used in these catalysts are relatively flexible and the complexes with soft structures are preferred for the hydrogenation of esters.^{11a,13}

o-(Diphenylphosphino)aniline¹⁴ is an N,P-chelate ligand containing an NH₂ group. After ligating with ruthenium, the complexes thus formed contain a rigid five-member chelate ring.¹⁵ They have been applied to the conversion of nitroarene into secondary amines and tertiary amines by using primary alcohols as sources of hydrogen and *N*-alkylation groups.^{15a,b}



Scheme 1 Selected homogeneous catalysts.

State Key Laboratory of Physical Chemistry of Solid Surfaces, National Engineering Laboratory for Green Chemical Productions of Alcohols-Ethers-Esters, iChEM, College of Chemistry and Chemical Engineering, Xiamen University, Xiamen, Fujian, 361005, China. E-mail: yzyuan@xmu.edu.cn; hpzhu@xmu.edu.cn

†Electronic Supplementary Information (ESI) available: Experimental results, NMR spectra of complexes **1–7** and **9** and CIF data of compounds **1–2** and **4–7**. CCDC 1443566–1443570 and 1468780. See DOI: 10.1039/x0xx00000x

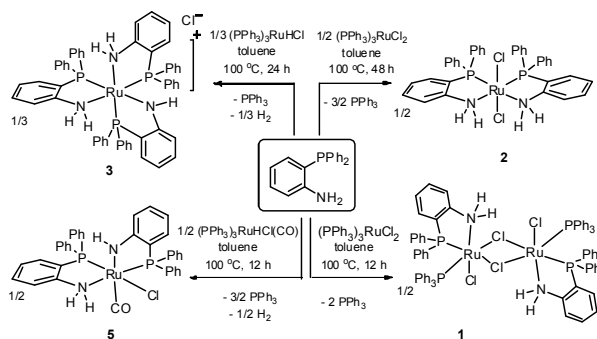
However, the application of these complexes in the hydrogenation of esters is rarely reported. In this work, we have synthesized and characterized a series of new *o*-(diphenylphosphino)anilineruthenium complexes. The catalytic results manifested that the rigid *o*-(diphenylphosphino)anilineruthenium complexes with proper structure configuration could show high performance for the hydrogenation of esters.

Results and discussion

Synthesis of ruthenium(II) complexes

Complexes [(PPh₃)(*o*-PPh₂C₆H₄NH₂)RuCl₂]₂ (**1**, 87% isolated yield) and (*o*-PPh₂C₆H₄NH₂)₂RuCl₂ (**2**, 92% isolated yield) were prepared by ligand substitution reactions of RuCl₂(PPh₃)₃ and *o*-PPh₂C₆H₄NH₂ in toluene at 100 °C, with the molar ratios of these two complexes setting to 1:1 and 1:2, respectively. The reaction of (PPh₃)₃RuHCl with 3 equiv. of *o*-PPh₂C₆H₄NH₂ afforded complex [(*o*-PPh₂C₆H₄NH₂)₂(*o*-PPh₂C₆H₄NH)Ru]⁺Cl⁻ (**3**, 77% isolated yield) under identical conditions. Similarly, complex (*o*-PPh₂C₆H₄NH₂)(*o*-PPh₂C₆H₄NH)RuCl(CO) (**5**, 86% isolated yield) was prepared from the reaction of (PPh₃)₃RuHCl(CO) and 2 equiv. of *o*-PPh₂C₆H₄NH₂ (Scheme 2).

The reactions of **1**, **2** and **5** with hydride reagent K[HBsBu₃] could readily afford corresponding ruthenium hydride complexes. Treatment of **1** with K[HBsBu₃] in THF from -75 °C to room temperature yielded complex Ph₃P(η²-H₂)Ru(μ-H)(μ-*o*-PPh₂C₆H₄NH₂)₂RuH(PPh₃) (**4**) with 85% isolated yield (Fig. 1). The formation of **4** might proceed through the dihydride intermediate (*o*-PPh₂C₆H₄NH₂)Ru(H)₂(PPh₃) (**4a**), similar to the transformation of dihydride complexes (PPh₃)₂(cydn)Ru(H)₂ (cydn = (R,R)-cyclohexyldiamine) and (R-binap)(tmen)Ru(H)₂ (tmen = NH₂CMe₂CMe₂NH₂).^{16,17} The reaction of **2** with K[HBsBu₃] under similar condition produced a mixture of complexes, but isolation of the pure complex was unsuccessful. Finally, the reaction of **5** with K[HBsBu₃] successfully produced complex (*o*-PPh₂C₆H₄NH₂)(*o*-PPh₂C₆H₄NH)RuH(CO) (**6**) (Fig. 2). Notably, heat treatment at 70 °C converted **6** into [(*o*-PPh₂C₆H₄NH)Ru(CO)]₂ (**7**) by eliminating one H₂ molecule (Fig. 2).



Scheme 2 Synthesis of complexes **1–3** and **5**.

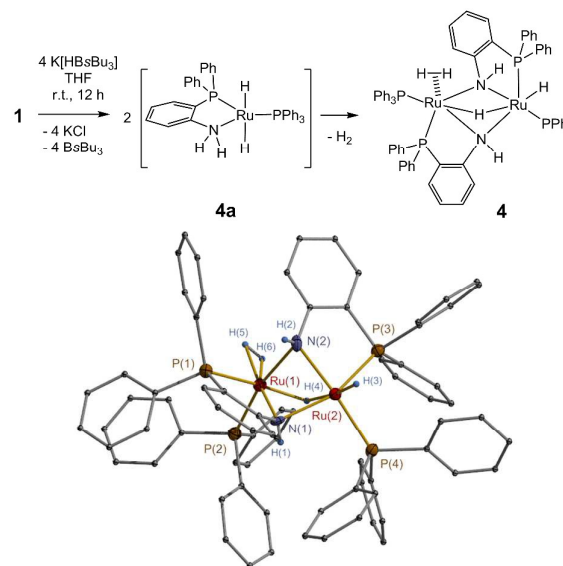


Fig. 1 Synthesis and X-ray structure of complex **4**.

Characterization of ruthenium(II) complexes

The complexes **1–7** were characterized by NMR and IR spectroscopy and CHN elemental analysis, of which **1–2** and **4–7** were further studied by X-ray crystallography. X-ray structure analysis confirmed that **1** was a dimer in solid state (Fig. S1 in ESI†). In solution, **1** can dissociate into (PPh₃)(*o*-PPh₂C₆H₄NH₂)RuCl₂ (**1a**),^{15d} as indicated by the variable-temperature (25 to -75 °C) ³¹P{¹H} NMR studies (Fig. S7 in ESI†). The mononuclear complex **2** possesses a structure configuration comparable with those of Noyori's N,P-chelate¹⁸ and P,N,N',P'-chelate¹⁹ ruthenium complexes (Fig. S2 in ESI†).

The complex **4** exhibited an asymmetric dinuclear structure (Fig. 1). The terminal Ru–H bond length [1.65(6) Å] was close to that of Ru–η²-H₂ [1.68(7) Å (av)] but shorter than that of Ru–μ-H [1.77(5) Å (av)]. In the ¹H NMR spectrum, resonances at δ -12.27, -8.38, and -8.22 ppm are assigned to the protons of Ru–μ-H, Ru–H, and Ru–η²-H₂, respectively. These resonance

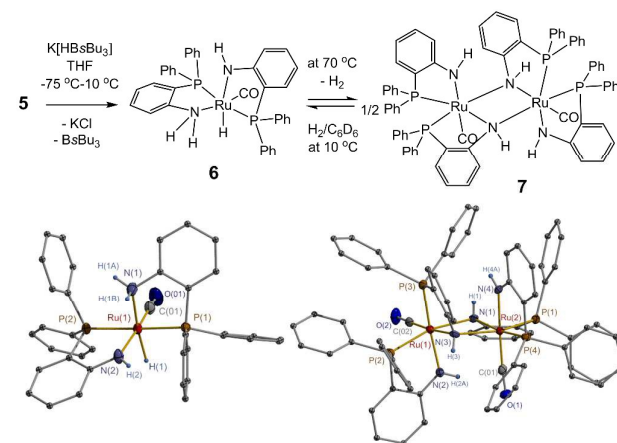


Fig. 2 Synthesis and X-ray structure of complexes **6–7**.

values are comparable with those of previously reported related moieties.^{16c,20} The IR bands for the bonds of these moieties were found at 2113, 1956, and 1901 cm^{-1} .

The complexes **5** and **6** both had two N,P-chelates by *o*-PPh₂C₆H₄NH₂ and *o*-PPh₂C₆H₄NH at ruthenium (Fig. S4 in ESI† and Fig. 2). The Ru–H bond length in **6** was 1.67(2) Å, close to the corresponding value in **4**. The complex **5** was insoluble in organic solvent and was only subjected to solid-state ³¹P NMR and IR spectral analyses. The complex **6** was soluble in aromatic hydrocarbons and was characterized by solution NMR (¹H and ³¹P{¹H}) spectroscopy together with solid-state IR spectrometry. The ¹H NMR spectrum of **6** exhibited a proton resonance at δ –12.14 ppm, assignable to the Ru–H, which gave an IR vibration of Ru–H bond at 2190 cm^{-1} .

Compound **7** was a dimer with two *o*-PPh₂C₆H₄NH ligands served as a μ - κ^1 (N): η^2 (N,P)-type bridge (Fig. 2). However, complex **7** lacked symmetry probably because of the equatorial/axial location difference among the four *o*-PPh₂C₆H₄NH ligands around each ruthenium center. The solution NMR spectra displayed two groups of data for the CO carbon resonances and four groups of data for the ¹H, ¹³C{¹H}, and ³¹P{¹H} resonances of the four *o*-PPh₂C₆H₄NH ligands.

Kinetic studies on transformation between **6** and **7**

The thermal conversion of **6** into **7** under elimination of one H₂ molecule prompted us to investigate the possibility of reversing the reaction of **7** and H₂ to produce the original complex **6**. This process is also considered in catalytic H₂ hydrogenation reactions.^{16a,b,21} At a reaction temperature of 10 °C, exposure of the C₆D₆ solution of **7** to H₂ for 56 h expectedly led to the complete formation of **6**, as traced by ¹H and ³¹P{¹H} NMR spectra (Figs. S8 and S9 in ESI†). Therefore, while the complex **6** eliminated one H₂ molecule through the Ru(H)←NH₂ unit to form **7**, the complex **7** underwent H₂ addition through the as-formed Ru–NH unit to be transformed into **6**, exhibiting heterolytic splitting of H₂. H₂ elimination/addition switched between **6** and **7** was realized by monitoring the reaction temperature. To understand this reaction process in detail, we performed a reaction using **7** with D₂ under the same condition as that of **7** with H₂. Fig. 3 combines the ¹H NMR data of this

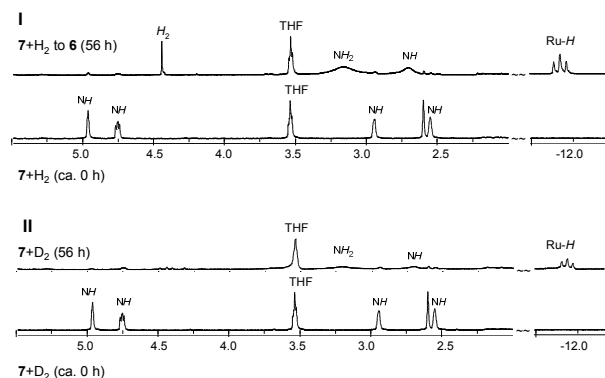


Fig. 3 Comparison of ¹H NMR spectra for reactions of **7** with H₂ (I) and D₂ (II) recorded in C₆D₆ at 10 °C ($\delta_{\text{NH}/\text{NH}_2}$, 5.5 to 2.0 ppm; δ_{RuH} , –11.0 to –12.7 ppm).

reaction with that of the reaction of **7** and H₂ to **6**. By comparison, after reaction completion, RuH proton resonance remained present with NH and NH₂ resonances, although under low integral intensity. This finding revealed that in the final formation of **6**, the reaction may have occurred through an alternative switch between **7** and **6** under D₂/DH addition/elimination despite carrying out the reaction at 10 °C (Scheme S1 in ESI†).

In the presumed **4a**-mediated production of **4**, **4a** also indeed formed the Ru(H)←NH₂ unit through the metathesis reaction of **1** and K[HB_sBu₃] and was able to eliminate one H₂ molecule in a similar manner to that of **6**. Nonetheless, a reaction of **1** with K[HB_sBu₃] in D₂ atmosphere was carried out. By comparing the ¹H NMR data of the obtained complex and **4** (Fig. S10 in ESI†), a partially D/H-exchange occurred.

Catalytic hydrogenation of DMO

The complexes **1-5** and **7** were firstly applied in DMO hydrogenation. Under the conditions at 100 °C and 50 bar H₂ in THF solvent, both **1** and **2** could catalyze the reaction to give MG in excellent yield (entries 1 and 2, Table 1). Moreover, **5** yielded a quantitative conversion and a 99% yield after 3 h (entry 6). The performance of these rigid complexes were better than those of the flexible ruthenium complexes **b**, (Ph₂P(CH₂)₃NH₂)₂RuCl₂ (**d**), or (*o*-Ph₂PC₆H₄CH₂NH₂)₂RuCl₂ (**e**) (46%, 16%, and 49% yield of MG within 4 h, entries 9–11), which have configuration similar to **2** and are good catalysts for the hydrogenation of other esters, ketones and amines.^{10,18a,22} Under the same conditions, **3** showed no activity (entry 3). The results indicate the superiority of rigid *o*-(diphenylphosphino)anilineruthenium complexes with proper structure for the chemoselective hydrogenation of DMO to MG.

Without using NaOMe, the hydrogenation with complex **4** led to 97% conversion and 92% yield in a relatively longer time of 20 h (entry 4). When combined with NaOMe, improved

Table 1 Selective catalytic hydrogenation of DMO to MG.^a

Entry	Catalyst	NaOMe /Ru ^b	Time (h)	Conv. (%) ^c	Yield of MG (%) ^c
1	1	10	1	97	97
2	2	10	1	97	97
3	3	10	1	0	0
4	4	0	20	97	92
5	4	10	20	100	96
6	5	10	3	100	99
7	7	0	3	86	86
8	7	10	3	99	99
9	b	10	4	46	46
10	d	10	4	17	16
11	e	10	4	50	49

^a DMO (7.57 mmol) in THF (10 mL) was hydrogenated by the catalyst at 100 °C; the molar ratio of DMO to ruthenium was 200. ^b Molar ratio. ^c Determined by GC.

result was obtained (100% conversion and 96% yield in 20 h, entry 5). Similar performance was also obtained using complex **7** (entries 7-8).

We then studied the effect of reaction conditions on the performance of complex **2** for the DMO hydrogenation. As listed in Table 2, **2** could convert DMO into MG easily at either low H₂ pressure (entries 12-13) or mild temperature (entries 14-21). Especially, 86% yield of MG was afforded at room temperature after 24 h (entry 21). The amount of NaOMe used significantly influenced DMO transformation in a volcano-type trend (entries 16-20), and 40 equiv. of NaOMe over **2** gave the optimal result (81% MG yield at 40 °C in 1 h). NaOMe not only promoted the Cl⁻ to H⁻ metathesis in the presence of H₂,²³ but also accelerated the deprotonation of the NH or NH₂ group. The latter function has been studied in detail by Bergens et al.²⁴ for the hydrogenation of amide and imide carbonyls. Finally, **2** was investigated to catalyze the hydrogenation of DMO in 2000 molar equiv. relative to **2**. An excellent result with 98% MG yield was obtained within 16 h (entry 22), indicating the high performance of **2** for this chemoselective hydrogenation.

Catalytic hydrogenation of DMO to EG by complexes **1** and **2**

The results in Tables 1 and 2 indicated that DMO could be converted into MG as the major product by using the *o*-(diphenylphosphino)anilineruthenium complexes under the conditions of 100 °C and 50 bar H₂. Under these conditions, negligible activity was observed for converting MG (200 equiv.) into EG by using **2** and 10 equiv. of NaOMe. With increased temperature to 120 °C, MG started to be transformed into EG, but only 25% conversion was achieved within 8 h. At this temperature, the NaOMe amount was further increased from 10 equiv. to 20 equiv., and improved conversion by 92% was obtained (entry 40 in Table 4, *vide infra*). The influence of NaOMe amount on the catalytic activity was found for the DMO conversion into MG. Taking the results into account, we performed the reaction for EG production by DMO hydrogenation. However, the reaction produced only 4% yield of EG but 94% yield of MG by **2**/NaOMe/DMO (1/20/200) within 16 h (entry 26 in Table 3). At this stage, when we reduced the DMO/Ru ratio to 100/1 and prolonged the reaction time to 36 h, conversion into EG at a yield of 97% was

achieved (entry 29). In comparison, the 1/NaOMe/DMO (1/40/200) system required a higher temperature of 140 °C to gain 94% yield of EG within 36 h (entry 25).

Compared with DMO, MG was a less activated ester because of the loss of one ester substituent.^{8,13} Mostly due to this electronic characteristic, the reaction conditions were more severe for the conversion of MG into EG or DMO into EG than those for converting DMO into MG. Increasing the reaction temperature could be an effective approach for the former conversion, as shown in previous reports.^{8b} Meanwhile, using more NaOMe greatly promoted the deprotonation of the NH or NH₂ group²⁴ and then increased the catalytic reactivity toward either DMO or MG. Finally, MeOH was produced as one of the products during hydrogenation of DMO. The amount of MeOH that accumulated in this closed reaction system may greatly influence its kinetic conversion. Apparently, this influence was greater for conversion into EG than that into MG because the former underwent an additional hydrogenation process. Reducing the amount of DMO relative to the catalyst is benefit for conversion into EG.

Catalytic hydrogenation of other esters by complexes **1** and **2**

We used **1** and **2** for the hydrogenation of other esters. In general, the catalysis activities for these reactions by **2** were better than those by **1** (Table 4). Moreover, **2** showed slightly better activity for quantitative conversion of methyl lactate into 1,2-propanediol (entry 41) than that of MG into EG (entry 40). This result suggested the electronic effect of the Me group attached onto the substituent of MG on the reduction of the adjacent ester group. In methyl pyruvate hydrogenation, methyl lactate was obtained under mild conditions (entries 32 and 42). Increase the temperature and H₂ pressure, both the ketone and ester groups of methyl pyruvate were hydrogenated (entries 33 and 43). The result indicate that the complexes **1** and **2** can be also useful for the hydrogenating the other carbonyl derivatives. Excellent performances were achieved for transforming cyclic esters to diols (entries 44-47). However, low activities were found for phenyl group-containing methyl phenylacetate and methyl benzoate. The phenyl group, especially in the latter, probably exerted a significant steric influence in consideration of the rigid five-member chelate ring on the catalyst structure.

Table 2 Selective catalytic hydrogenation of DMO to MG by **2** under other reaction conditions.^a

Entry	Catalyst	NaOMe/Ru ^b	DMO/Ru ^b	T (°C)	P (bar)	Time (h)	Conv. (%) ^c	Yield of MG (%) ^c
12	2	10	200	100	20	1	74	74
13	2	10	200	100	20	3	98	98
14	2	10	200	60	50	1	81	81
15	2	10	200	60	50	2	98	97
16	2	5	200	40	50	1	31	31
17	2	10	200	40	50	1	35	35
18	2	15	200	40	50	1	44	44
19	2	40	200	40	50	1	81	81
20	2	80	200	40	50	1	65	65
21	2	10	200	25	50	24	86	86
22	2	10	2000	100	50	16	98	98

^a DMO (7.57 mmol) in THF (10 mL) was hydrogenated by the catalyst. ^b Molar ratio. ^c Determined by GC.

Table 3 Catalytic hydrogenation of DMO to MG and/or EG.^a

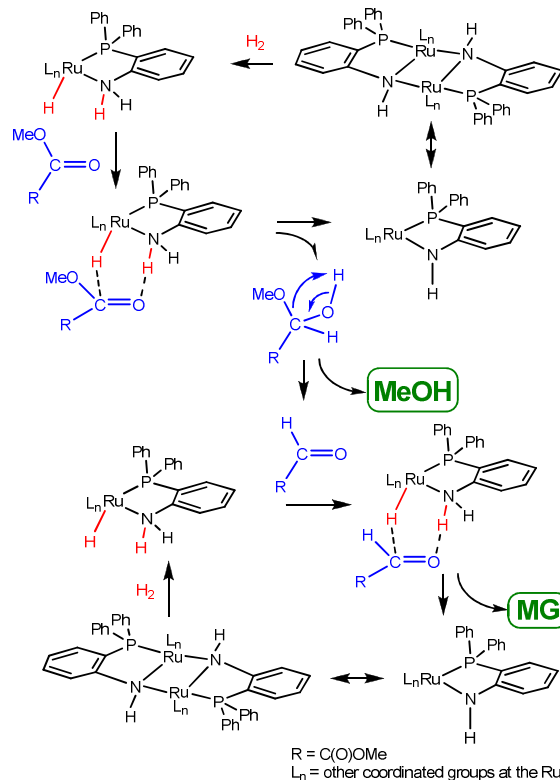
Entry	Catalyst	DMO /Ru ^b	Time (h)	Conv. (%) ^c	Yield of MG (%) ^c	Yield of EG (%) ^c
23	1	100	36	100	31	61
24	1	100	72	100	25	68
25	1	100	36 ^d	100	0	94
26	2	200	16	100	94	4
27	2	100	16	100	51	47
28	2	100	24	100	20	75
29	2	100	36	100	0	97

^a DMO (3.49 mmol) in THF (10 mL) was hydrogenated by the catalyst at 120 °C; the molar ratio of NaOMe to ruthenium was 20. ^b Molar ratio. ^c Determined by GC. ^d At 140 °C.

Table 4 Catalytic hydrogenation of other esters to alcohols.^a

Entry	Ester	Catalyst	Conv. (%) ^b	Yield (%) ^b
30	I	1	62	61
31	II	1	82	80
32 ^c	III	1	100	100 ^d
33	III	1	82	82 ^e
34	IV	1	96	92
35	V	1	80	80
36	VI	1	93	84
37	VII	1	100	95
38	VIII	1	39	35
39	IX	1	17	9
40	I	2	92	92
41	II	2	100	100
42 ^c	III	2	100	100 ^d
43	III	2	100	98 ^e
44	IV	2	97	88
45	V	2	100	99
46	VI	2	92	91
47	VII	2	100	95
48	VIII	2	68	63
49	IX	2	15	12

^a Ester (7.57 mmol) in THF (10 mL) was hydrogenated under 50 bar H₂ and 120 °C for 8 h; the molar ratio of NaOMe to ruthenium was 20 and that of ester to ruthenium was 200. ^b Determined by GC. ^c Performed at 40 °C and 10 bar H₂ for 1 h; the molar ratio of ester to ruthenium was 1000. ^d Methyl lactate. ^e 1,2-Propanediol.

**Scheme 3** Proposed mechanism for the reduction of DMO to MG.

Similar results of steric influence have been observed in reactions involving sterically hindered substrates.^{11a,b,11n}

Proposed hydrogenation mechanism

As mentioned above, the complexes **1**, **2**, and **5** were active in the DMO hydrogenation with the aid of NaOMe. In contrast, the complexes **4** and **7** were catalytically active without NaOMe. NaOMe is the Cl⁻ to H⁻ metathesis reagent during the reaction,²³ so the ruthenium hydride complex **4a** (or **6**) might be the active state of **1** (or **5**). The inactivity of **3** was probably due to no available space for ruthenium to generate the active hydride group. This result suggested the importance of Ru–H group in the catalytic reaction.

The reversible transformation of **6** and **7** clearly indicates a cooperative function exists between metal and *o*-PPh₂C₆H₄NH₂ ligand. In order to clarify the specific function of NH₂ group in *o*-PPh₂C₆H₄NH₂ during the catalytic cycle, we chose the non-NH₂-group-containing ligand *o*-PPh₂C₆H₄NMe₂ and prepared complexes (PPh₃)(*o*-PPh₂C₆H₄NMe₂)RuCl₂ (**8**)²⁵ and (*o*-PPh₂C₆H₄NMe₂)₂RuCl₂ (**9**). Both **8** and **9** were examined for the reaction, but no catalytic activities were found under similar conditions. The complete shutdown of the catalysis activity after NMe₂ group substitution either in **1** or **2** indicates that the NH₂ moiety is indispensable in the catalytic reaction.^{10,11b}

Based on these observations, we proposed a bifunctional mechanism for the hydrogenation of DMO to MG (Scheme 3).

At first, the active species like **4a** (or **6**) transfers the H/H⁺ equivalents into the C=O bond of the ester group through an outer-sphere interaction. Then, a hemiacetal forms and arranges into MeOC(O)CHO by eliminating one MeOH molecule. The as-produced complex **4** (or **7**) recovers to **4a** (or **6**) by H₂ addition through the as-produced Ru–NH unit. Finally, MeOC(O)CHO undergoes a similar cycle and is hydrogenated to MG.

Conclusions

New well-defined ruthenium complexes **1–7** coordinated with rigid *o*-(diphenylphosphino)aniline ligand were synthesized and structurally characterized. The results indicated that the complexes **1** and **5** reacted with K[HB₃Bu₃] to produce the ruthenium hydride complexes **4** and **6**, respectively. The complex **6** further underwent H₂ elimination to produce **7** and **7** split H₂ to form back to **6**. The D₂ experiment confirmed the reversible transformation between **6** and **7**. The catalytic tests proved the high efficiency of **1**, **2** and **5** in the hydrogenation of DMO to MG, affording improved activities than those of the flexible ruthenium complexes under the same conditions. The complexes **1** and **2** also displayed satisfactory activities in the selective hydrogenations of other aliphatic and cyclic esters. All these results demonstrated that the rigid *o*-(diphenylphosphino)anilinoruthenium complexes are a class of suitable catalysts for the ester hydrogenation. Mechanistic studies revealed a metal-NH ligand bifunctional mechanism for ester hydrogenation. The inactivity of **3** and **8** (or **9**) convinced that both the Ru-H group and NH₂ group are indispensable in the catalytic reaction of ester hydrogenation with homogeneous ruthenium complexes.

Acknowledgements

This work was supported by the National Basic Research Program of China (2011CBA00508), the National Nature Science Foundation of China (21403178, 21473145, 21473142, and 2013B019), and the Science Foundation of Ministry of Education of China (20110121130002) and the Program for Innovative Research Team in Chinese Universities (IRT_14R31).

Notes and references

- (a) H. Adkins and K. Folkers, *J. Am. Chem. Soc.*, 1931, **53**, 1095-1097; (b) T. Turek, D. Trimm and N. Cant, *Catal. Rev. - Sci. Eng.*, 1994, **36**, 645-683; (c) J. Pritchard, G. A. Filonenko, R. van Putten, E. J. M. Hensen and E. A. Pidko, *Chem. Soc. Rev.*, 2015, **44**, 3808-3833.
- (a) L. F. Chen, P. J. Guo, M. H. Qiao, S. R. Yan, H. X. Li, W. Shen, H. L. Xu and K. N. Fan, *J. Catal.*, 2008, **257**, 172-180; (b) Z. He, H. Q. Lin, P. He and Y. Z. Yuan, *J. Catal.*, 2011, **277**, 54-63.
- (a) P. A. Dub and T. Ikariya, *ACS Catal.*, 2012, **2**, 1718-1741; (b) B. G. Zhao, Z. B. Han and K. L. Ding, *Angew. Chem., Int.*

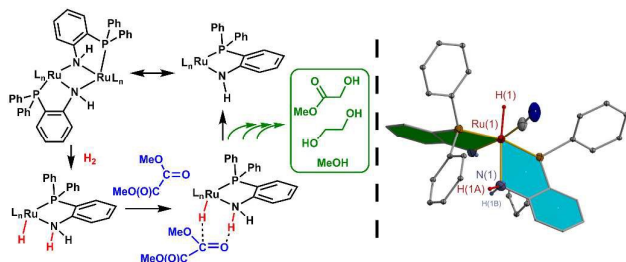
- Ed.*, 2013, **52**, 4744-4788; (c) S. Werkmeister, K. Junge and M. Beller, *Org. Process Res. Dev.*, 2014, **18**, 289-302; (d) C. Gunanathan and D. Milstein, *Acc. Chem. Res.*, 2011, **44**, 588-602.
- Y. Pouilloux, F. Autin and J. Barrault, *Catal. Today*, 2000, **63**, 87-100.
- W. Kuriyama, T. Matsumoto, O. Ogata, Y. Ino, K. Aoki, S. Tanaka, K. Ishida, T. Kobayashi, N. Sayo and T. Saito, *Org. Process Res. Dev.*, 2012, **16**, 166-171.
- (a) R. A. Grey, G. P. Pez and A. Wallo, *J. Am. Chem. Soc.*, 1981, **103**, 7536-7542; (b) R. A. Grey, G. P. Pez, A. Wallo and J. Corsi, *J. Chem. Soc., Chem. Commun.*, 1980, 783-784.
- (a) U. Matteoli, M. Bianchi, G. Menchi, P. Frediani and F. Piacenti, *J. Mol. Catal.*, 1985, **29**, 269-270; (b) U. Matteoli, G. Menchi, M. Bianchi and F. Piacenti, *J. Organomet. Chem.*, 1986, **299**, 233-238.
- (a) H. T. Teunissen and C. J. Elsevier, *Chem. Commun.*, 1997, 667-668; (b) M. C. van Engelen, H. T. Teunissen, J. G. de Vries and C. J. Elsevier, *J. Mol. Catal. A: Chem.*, 2003, **206**, 185-192.
- J. Zhang, G. Leitus, Y. Ben-David and D. Milstein, *Angew. Chem., Int. Ed.*, 2006, **45**, 1113-1115.
- L. A. Saudan, C. M. Saudan, C. Debieux and P. Wyss, *Angew. Chem., Int. Ed.*, 2007, **46**, 7473-7476.
- (a) W. Kuriyama, Y. Ino, O. Ogata, N. Sayo and T. Saito, *Adv. Synth. Catal.*, 2010, **352**, 92-96; (b) Z. B. Han, L. C. Rong, J. Wu, L. Zhang, Z. Wang and K. L. Ding, *Angew. Chem., Int. Ed.*, 2012, **51**, 13041-13045; (c) D. Spasyuk, S. Smith and D. G. Gusev, *Angew. Chem., Int. Ed.*, 2012, **51**, 2772-2775; (d) S. Chakraborty, H. G. Dai, P. Bhattacharya, N. T. Fairweather, M. S. Gibson, J. A. Krause and H. R. Guan, *J. Am. Chem. Soc.*, 2014, **136**, 7869-7872; (e) S. Chakraborty, P. O. Lagaditis, M. Förster, E. A. Bielinski, N. Hazari, M. C. Holthausen, W. D. Jones and S. Schneider, *ACS Catal.*, 2014, **4**, 3994-4003; (f) S. Werkmeister, K. Junge, B. Wendt, E. Alberico, H. Jiao, W. Baumann, H. Junge, F. Gallou and M. Beller, *Angew. Chem., Int. Ed.*, 2014, **53**, 8722-8726; (g) S. Takebayashi and S. H. Bergens, *Organometallics*, 2009, **28**, 2349-2351; (h) M. Ito, T. Ootsuka, R. Watari, A. Shiibashi, A. Himizu and T. Ikariya, *J. Am. Chem. Soc.*, 2011, **133**, 4240-4242; (i) D. Spasyuk, S. Smith and D. G. Gusev, *Angew. Chem., Int. Ed.*, 2013, **52**, 2538-2542; (j) X. F. Tan, Y. Wang, Y. H. Liu, F. Y. Wang, L. Y. Shi, K. H. Lee, Z. Y. Lin, H. Lv and X. M. Zhang, *Org. Lett.*, 2015, **17**, 454-457; (k) G.-Q. Zhang, B. L. Scott and S. K. Hanson, *Angew. Chem., Int. Ed.*, 2012, **51**, 12102-12106; (l) G. Q. Zhang, K. V. Vasudevan, B. L. Scott and S. K. Hanson, *J. Am. Chem. Soc.*, 2013, **135**, 8668-8681; (m) D. Srimani, A. Mukherjee, A. F. G. Goldberg, G. Leitus, Y. Diskin-Posner, L. J. W. Shimon, Y. Ben-David and D. Milstein, *Angew. Chem., Int. Ed.*, 2015, **54**, 12357-12360; (n) C. Ziebart, R. Jackstell and M. Beller, *ChemCatChem*, 2013, **5**, 3228-3231.
- (a) E. Balaraman, C. Gunanathan, J. Zhang, L. J. W. Shimon and D. Milstein, *Nat. Chem.*, 2011, **3**, 609-614; (b) Y. S. Sun, C. Koehler, R. Tan, V. T. Annibale and D. T. Song, *Chem. Commun.*, 2011, **47**, 8349-8351; (c) E. Fogler, E. Balaraman,

- Y. Ben-David, G. Leitun, L. J. W. Shimon and D. Milstein, *Organometallics*, 2011, **30**, 3826-3833; (d) E. Balaraman, E. Fogler and D. Milstein, *Chem. Commun.*, 2012, **48**, 1111-1113.
- 13 B. Boardman, M. J. Hanton, H. van Rensburg and R. P. Tooze, *Chem. Commun.*, 2006, 2289-2291.
- 14 O. Herd, A. Heßler, M. Hingst, M. Tepper and O. Stelzer, *J. Organomet. Chem.*, 1996, **522**, 69-76.
- 15 (a) C. C. Lee, H. C. Huang, S. T. Liu, Y. H. Liu, S. M. Peng and J. T. Chen, *Polyhedron*, 2013, **52**, 1024-1029; (b) C. C. Lee and S. T. Liu, *Chem. Commun.*, 2011, **47**, 6981-6983; (c) A. Bacchi, M. Balordi, R. Cammi, L. Elviri, C. Pelizzi, F. Picchioni, V. Verdolino, K. Goubitz, R. Peschar and P. Pelagatti, *Eur. J. Inorg. Chem.*, 2008, **2008**, 4462-4473; (d) C. C. Lee, Y. H. Liu, S. M. Peng, P. T. Chou, J. T. Chen and S. T. Liu, *Polyhedron*, 2012, **35**, 23-30.
- 16 (a) K. Abdur-Rashid, S. E. Clapham, A. Hadzovic, J. N. Harvey, A. J. Lough and R. H. Morris, *J. Am. Chem. Soc.*, 2002, **124**, 15104-15118; (b) K. Abdur-Rashid, M. Faatz, A. J. Lough and R. H. Morris, *J. Am. Chem. Soc.*, 2001, **123**, 7473-7474; (c) J. H. Choi, N. E. Schloerer, J. Berger and M. H. G. Precht, *Dalton Trans.*, 2014, **43**, 290-299.
- 17 K. Abdur-Rashid, A. J. Lough and R. H. Morris, *Organometallics*, 2000, **19**, 2655-2657.
- 18 (a) K. Abdur-Rashid, R. W. Guo, A. J. Lough, R. H. Morris and D. T. Song, *Adv. Synth. Catal.*, 2005, **347**, 571-579; (b) R. Morris, A. Habtemariam, Z. J. Guo, S. Parsons and P. J. Sadler, *Inorg. Chim. Acta*, 2002, **339**, 551-559.
- 19 (a) J. X. Gao, T. Ikariya and R. Noyori, *Organometallics*, 1996, **15**, 1087-1089; (b) J. X. Gao, H. Zhang, X. D. Yi, P. P. Xu, C. L. Tang, H. L. Wan, K. R. Tsai and T. Ikariya, *Chirality*, 2000, **12**, 383-388; (c) V. Rautenstrauch, H. C. Xuân, R. Churlaud, K. Abdur-Rashid and R. H. Morris, *Chem. Eur. J.*, 2003, **9**, 4954-4967.
- 20 (a) M. M. Bhadbhade, L. D. Field, R. Gilbert-Wilson, R. W. Guest and P. Jensen, *Inorg. Chem.*, 2011, **50**, 6220-6228; (b) E. S. F. Ma, D. C. Mudalige, B. O. Patrick and B. R. James, *Dalton Trans.*, 2013, **42**, 7614-7621; (c) K. Namura, M. Ohashi and H. Suzuki, *Organometallics*, 2012, **31**, 5979-5982; (d) K. A. Smart, M. Grellier, L. Vendier, S. A. Mason, S. C. Capelli, A. Albinati and S. Sabo-Etienne, *Inorg. Chem.*, 2013, **52**, 2654-2661.
- 21 (a) R. Abbel, K. Abdur-Rashid, M. Faatz, A. Hadzovic, A. J. Lough and R. H. Morris, *J. Am. Chem. Soc.*, 2005, **127**, 1870-1882; (b) C. A. Sandoval, T. Ohkuma, K. Muñiz and R. Noyori, *J. Am. Chem. Soc.*, 2003, **125**, 13490-13503.
- 22 W. L. Jia, X. H. Chen, R. W. Guo, C. Sui-Seng, D. Amoroso, A. J. Lough and K. Abdur-Rashid, *Dalton Trans.*, 2009, 8301-8307.
- 23 (a) R. J. Hamilton and S. H. Bergens, *J. Am. Chem. Soc.*, 2006, **128**, 13700-13701; (b) R. Hartmann and P. Chen, *Angew. Chem., Int. Ed.*, 2001, **40**, 3581-3585.
- 24 J. M. John, S. Takebayashi, N. Dabral, M. Miskolzie and S. H. Bergens, *J. Am. Chem. Soc.*, 2013, **135**, 8578-8584.
- 25 D. C. Mudalige, S. J. Rettig, B. R. James and W. R. Cullen, *J. Chem. Soc., Chem. Commun.*, 1993, 830-832.

Journal Name

ARTICLE

Table of contents



New ruthenium complexes with rigid ligand *o*-(diphenylphosphino)aniline exhibit excellent performance in chemoselective hydrogenation of dimethyl oxalate to methyl glycolate.