

RSC Advances



This is an *Accepted Manuscript*, which has been through the Royal Society of Chemistry peer review process and has been accepted for publication.

Accepted Manuscripts are published online shortly after acceptance, before technical editing, formatting and proof reading. Using this free service, authors can make their results available to the community, in citable form, before we publish the edited article. This *Accepted Manuscript* will be replaced by the edited, formatted and paginated article as soon as this is available.

You can find more information about *Accepted Manuscripts* in the [Information for Authors](#).

Please note that technical editing may introduce minor changes to the text and/or graphics, which may alter content. The journal's standard [Terms & Conditions](#) and the [Ethical guidelines](#) still apply. In no event shall the Royal Society of Chemistry be held responsible for any errors or omissions in this *Accepted Manuscript* or any consequences arising from the use of any information it contains.

Cinchona alkaloid and di-*tert*-butyldicarbonate-DMAP promoted efficient synthesis of (*E*)-nitroolefins

Received 00th January 20xx,
Accepted 00th January 20xx

Nataraj Poomathi,^a and Paramasivan T. Perumal*^a

DOI: 10.1039/x0xx00000x

www.rsc.org/

Synthesis of nitroolefins from aldehyde and olefin is generally limited by the formation of mixture of *cis* and *trans* compounds. Here we report an alternative, metal-free protocol for the synthesis of β -nitroolefins from arylidinemalononitrile using cinchona alkaloid along with di-*tert*-butyldicarbonate-DMAP in high yields with total selectivity.

Nitroolefins are prominent class of synthetic intermediates, which have found wide application in the preparation of variety of bio-relevant compounds and pharmaceuticals.¹ These are widely used in different carbon-carbon bond-forming reactions like Michael reaction,² cycloaddition,³ Morita-Baylis-Hillman reaction,⁴ and for the generation of oximes,⁵ hydroxylamines, nitroalkanes⁶ and aliphatic amines. These are usually synthesized by Henry reaction, involving base mediated condensation of nitroalkanes with aldehyde or ketones followed by dehydration.^{7a,b} An alternative and relatively simple approach relies upon readily available aldehyde, malonitrile and nitromethane as the starting materials, wherein anion formation and subsequent β -elimination of malonitrile lead to the desired nitroolefins in a stereoselective manner. This convenient and step economical process has drawn significant attention in recent decades.^{7c,d} To date, a number of methods have been developed with different metal based and gaseous nitrating agents.⁸ These methods while offering significant improvements in direct nitration of olefins often have several drawbacks. Problematic issues include the tendency to form an undesired mixture of *E/Z* isomers,^{8a,b} lack of functional group tolerance,^{8e,g} and harsh reaction conditions among others.^{8d,g} Although a number of methods^{8h-s} for the synthesis of nitroolefins have been developed, more environmentally benign and efficient approaches are still needed to reduce the use of expensive catalysts, solvents and toxic reagents. Further, stereoselective

synthesis of nitroolefins with an easy to handle metal free reagent is yet to be developed. Notably, from a practical aspect, metal-free synthesis⁹ (Figure 1) are preferred, as the removal of metal contamination can render a process quite expensive.¹⁰ In particular, preparation of nitrostyrene under metal-free conditions would be of great significance due to its close association with the pharmaceutical industry. To date, only a few synthetic methods using bifunctional catalysts have been reported, such as those applying transition metal catalyst and bifunctional catalyst.¹¹ To achieve the Michael addition of nitromethane to arylidinemalononitrile, we planned to use thiourea and cinchona alkaloid as a catalyst, where these catalyst systems are able to "intramolecularise" the reactions *via* simultaneous activation of two reaction partners.^{12a-d} To our knowledge, no reports are available on the β -elimination of malonitrile using cinchona alkaloid and di-*tert*-butyldicarbonate leading to the desired nitroolefins. This has now been relished in the case of aromatic/heteroaromatic using malonitrile, nitromethane, di-*tert*-butyldicarbonate, DMAP and catalytic amount of cinchona alkaloid, This newly developed method is operationally simple, functional group tolerant, good yielding and scalable.

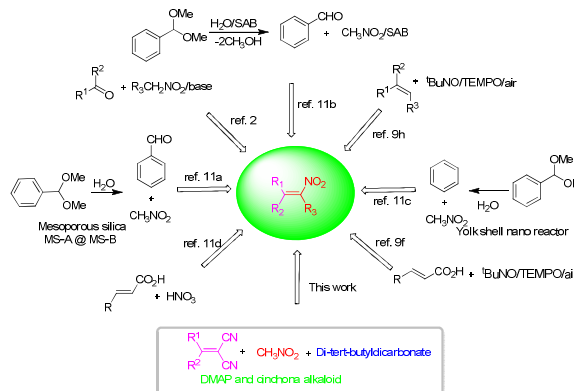


Figure 1 Metal-free strategy for the synthesis of β -nitroolefins.

Initially, a feasibility study of our hypothesis revealed that arylidinemalononitrile **1b**, nitromethane **2** was investigated using

^aOrganic Chemistry Division, CSIR-Central Leather Research Institute, Adyar, Chennai-6000 20, India.

Fax: +91-44-24911589; E-mail: ptperumal@gmail.com

[†]Electronic Supplementary Information (ESI) available: Copies of ¹H NMR, and ¹³C NMR spectra of all compounds and Experimental procedure. See DOI: 10.1039/x0xx00000x

Table 1 Optimization of the reaction conditions^c

Catalysts:

Entry	Catalyst (mol %)	Time (h)	Temp (°C)	Yield (%)			
				DCM ^{a,b}	CH ₃ CN ^{a,b}	Toluene ^{a,b}	Dioxane ^{a,b}
1.	A (10)	4	50	--	--	--	--
2.	B (10)	4	50	--	--	--	--
3.	C (10)	4	50	--	--	--	--
4.	D (10)	4	50	55	45	72	35
5.	E (10)	4	50	65	35	62	25
6.	F (10)	4	50	78	40	87	35
7.	G (10)	4	50	60	35	70	25
8.	H (10)	4	50	68	37	75	26
9.	F (10)	7	50	77	40	87	30
10.	F (10)	10	50	77	40	87	30
11.	F (10)	10	rt	--	--	--	--
12.	--	10	50	30	30	30	25
13.	--	15	50	40	32	30	25
14.	F (10)	4	60	65	40	83	35
15.	F (10)	4	70	60	35	68	20
16.	F (5)	4	50	70	35	80	30
17.	F (15)	4	50	78	40	87	35
18.	F (25)	4	50	77	40	87	33

^aThe reaction was performed with arylidene malononitrile **1b** (0.1 mmol), nitromethane **2** (0.5 mmole), catalyst, di-*tert*-butyldicarbonate (0.2 mmol) and DMAP (0.02 mmol) in 2 mL of solvents at 45-50 deg.^b Isolated yields. ^c*E/Z* ratio is approximately >97/3 for all the synthesized products except entry 6, 8-17 in table 1 (*E/Z* ratio: 99>1). It was determined by NMR analysis of the crude products.

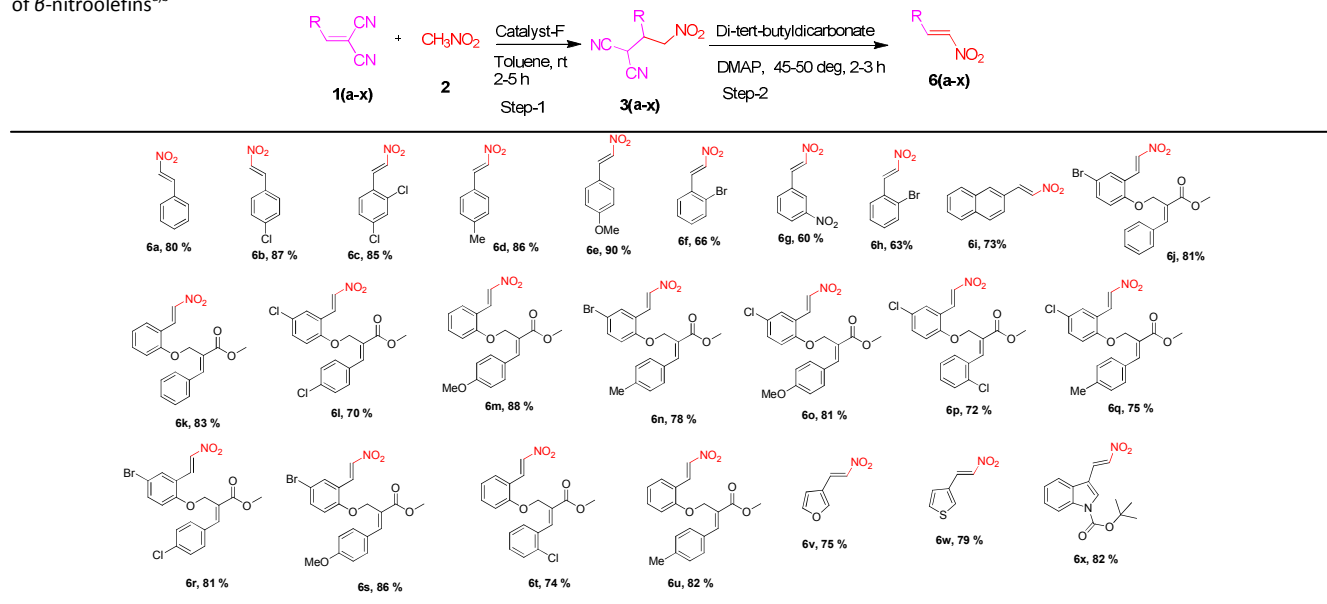
various bases, such as TEA, DABCO, Piperidine, DBU and DMAP with di-*tert* butyldicarbonate using catalyst A-H. Although product **6b** can be generated in the presence of all of these bases except entry 1, 2 and 3, only DMAP resulted in a high chemical yield using catalyst F in toluene at 45-50 deg to furnish the desired product **6b** in 87 % yield (Table 1, entry 6). Next, several bifunctional catalysts with different solvents such as CH₃CN, DCM, toluene and dioxane, were evaluated for their efficacy in this cascade reaction (Table 1, entries 1-18) and cinchona alkaloid F was found to be the most promising catalyst for this cascade reaction (Table 1, entry 6). The results showed that toluene was optimal choice (Table 1, entry 6). However, in the absence of catalyst, the cascade process did not proceed significantly, even in toluene (Table 1, entry 12, 13). Finally, we examined the effect of the catalyst concentration on this cascade reaction. The results revealed that decreasing the amount of catalyst F from 10 to 5 mol % led to an decrease in the yield from 87 to 80 % (Table 1, entry 16), whereas by increasing the amount of catalyst F from 10 to 25 mol %, the yield of the product could not be improved significantly (Table 1, entry 17, 18). We found that 2 equiv of di-*tert*-butyldicarbonate and 10 mol % of catalyst F in toluene at 50 °C could provide β -nitrostyrene in an excellent 90 % isolated yield with complete *E*-selectivity (Table 2, 6e). With the reaction conditions optimized, the substrate scope was

then investigated to show the generality of this cascade reaction (Table 2). In most cases, the reactions afforded the corresponding nitroolefins product with moderate to good yields (65-90 %). The structural variation of alkylidene malononitrile **1** could be well tolerated in this reaction irrespective of the electronic nature or the positions of the substituent on the aromatic ring, compared with the 4-methoxy benzaldehyde (6e, 90 %) gave excellent yields of the desired nitro product.

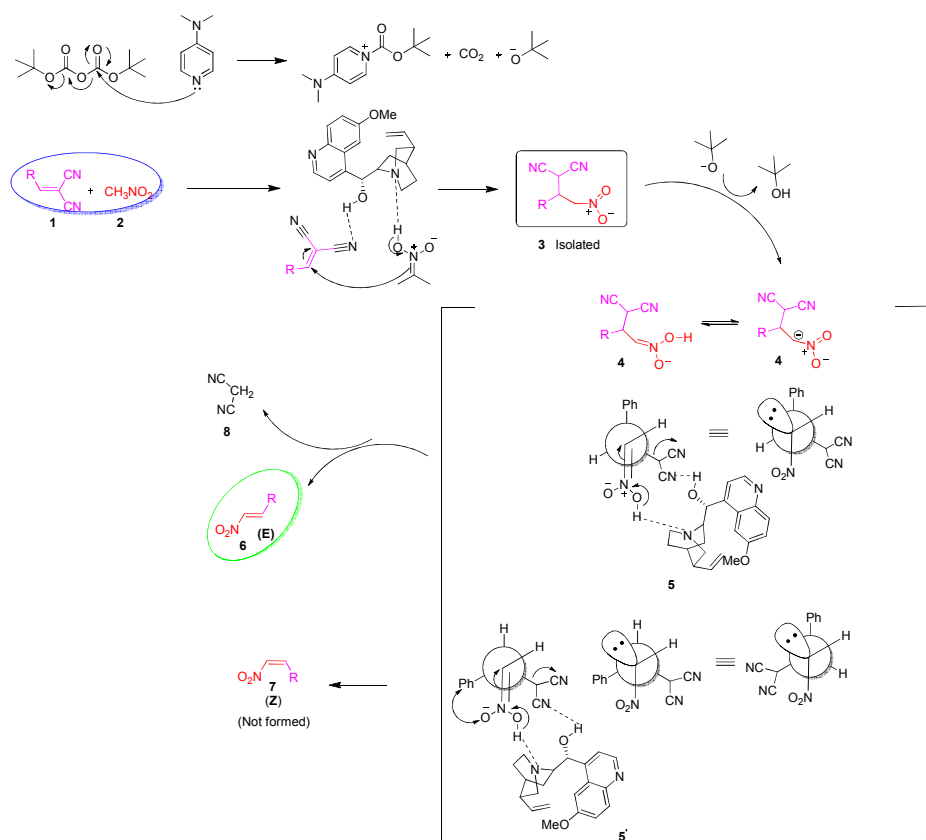
It is noteworthy that this cascade process could also be successfully extended to several 2-formylphenoxy-methyl-3-phenylacrylate derivatives (Table 2, 6j-6u) with including those containing Cl, Br, Me and OMe) under the optimized conditions in good yields (70-90 %). The scope of the reaction was further studied with various heterocyclic compounds under optimized conditions. Oxygen, sulphur and nitrogen based heterocycles such as furan, thiophene and indole gave the nitro products (Table 2, 6(v-x)) in 75, 79 and 82 % isolated yield, respectively. Unfortunately alkylidene malononitrile (e.g 2-butylidene malononitrile) did not form the desired nitroolefin product under the reaction conditions.

To demonstrate the scalability of the β -elimination of malononitrile method, 4-chlorobenzaldehyde was reacted in a 6

Table 2 Substrate scope of the arylidinemalononitriles, 2-formylphenoxy-methyl-3-phenylacrylates and heterocyclic compound in the metal-free synthesis of β -nitroolefins^{a,b}



^aUnless otherwise noted, the reactions in step-1 were performed with arylidinemalononitrile/2-formylphenoxy-methyl-3-phenylacrylates/heterocyclic compounds **1** (0.1 mmol), nitromethane **2** (0.5 mmole) and catalyst-F (10 mol %). In step-2, the reactions were performed with di-tert-butyl dicarbonate (0.2 mmol) and DMAP (0.02 mmol) in 2 mL of toluene. Yield refers to the column purified products. ^bE/Z ratio is >99/1 for all the synthesized products. It was determined by NMR analysis of the crude product



Scheme 1 Plausible reaction mechanism for the metal-free synthesis of β -nitroolefins **6**

mmol scale. In this experiment, the desired nitrostyrene product was isolated in preoperatively useful yield (87 %). The structures of all the nitroolefins **6(a-u)** and **6(v-x)** are deduced by their satisfactory spectral (^1H NMR, ^{13}C NMR and EI-HRMS) studies. The structures of the compounds **6t** have been further confirmed by X-ray analysis¹³ (Figure 2).

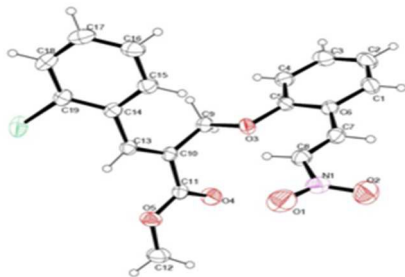


Figure 2 ORTEP diagram of compound **6t**

On the basis of the above results a plausible mechanism for the formation of β -nitroolefins is proposed in scheme 1. The first step is the generation of *tert*-butoxide from DMAP and di-*tert*-butyldicarbonate, and which has been proposed previously by our group.^{12e} Cinchona catalyst F containing hydrogen bond donors and a tertiary amine moiety, where the amine could be oriented in such a way as to cooperatively bind a single proton from the nitromethane and the hydroxyl group could activate arylidinemalononitrile **1** electrophilically *via* hydrogen bonding that would result in efficient assembly of the nitromethane and the arylidinemalononitrile followed by smooth Michael addition and consecutive protonation led to the 2-(2-nitro-1-phenylethyl)malononitrile intermediate **3**. We have isolated intermediate **3u** in table 1, which was fully characterized by NMR spectroscopy.¹⁴ Next, in the presence of the generated *tert*-butoxide, intermediate **3** can be deprotonated to furnish carbanion **4**, which could be possible two conformations **5** and **5'**, stabilized by an hydrogen bonding with catalyst F. The conformations of which are nearly ideal for the subsequent E2 or E1cb reaction process for stereo electronic reasons as depicted in Newman projection **5** and **5'**, however intermediate **5'** suffers from severe steric and more dipole repulsion between Phenyl, nitro, cyano groups and catalyst F so out of two possible pathways involving **4**, preferential formation of energetically more favourable conformation of intermediate **5** over **5'**, followed by β -elimination of malononitrile to afford the desired nitro product **6** and recycles malononitrile **8** in scheme 1. The presence of a single isomer is probably the tertiary amine and hydroxyl group in cinchona alkaloid would activate the nitro group (intermediate-4) through hydrogen bonding, thus the synergistic interactions would ensure high stereoselectivity in this transformation.¹⁵

According to the above plausible reaction mechanism and the experimental results, this protocol offers greatly improved the overall yield and E/Z selectivity, is this due to the participation of

organocatalyst and Boc-anhydride/DMAP combination provides a better elimination protocol compared to other conventional base-mediated conditions, without cinchona alkaloid, the overall yield of the product was found to be very low and E/Z selectivity also reduced¹⁶ which provided further support to the proposed mechanism. Finally, the absolute (*E*) configuration was obtained in accordance with X-ray crystal structure analysis.

Conclusions

In summary, we have described an easy, efficient and metal-free general route to aromatic β -nitrostyrenes with total *E*-selectivity has been discovered under mild conditions. The substrate scope of the arylidinemalononitrile bearing aromatic and heterocyclic moieties was explored and *E*-nitro compounds were obtained selectively. The process is practical, avoiding multistep and expensive purification procedure. Further studies are in progress to broaden the potentiality of the procedure and to better clarify the reaction pathway.

Experimental Section

General procedure for the synthesis of Arylidinemalononitriles and (*E*)-methyl-2-((4-chloro-2-(2,2-di-cyanovinyl)-phenoxy)-methyl)-3-(4-methoxy-phenyl)-acrylate derivatives:

Aldehyde (1 mmol), malononitrile (1 mmol) in ethanol (3 mL) and catalytic amount of water were charged in a 25 mL round bottomed flask and the resulting solution was stirred for 3-5 h at room temperature. The consumption of the starting material was monitored by TLC. The precipitated solid was filtered and washed with ethanol (5-7 mL), dried under vacuum to obtain pure **1a-x** in good yields (78-89 %). The identities of products were confirmed by NMR giving good agreement with the assigned structures.

General procedure for the preparation of *E*-nitroolefin derivatives:

A mixture of arylidene/heteroarylidinemalononitriles/(*E*)-methyl 2-((4-chloro-2-(2,2-di-cyanovinyl)-phenoxy)-methyl)-3-(4-methoxy-phenyl)-acrylate derivatives **1(a-x)** (0.1 mmol), nitromethane **2** (0.5 mmol) in toluene (3 mL) and catalytic amount of cinchona alkaloid F (10 mol %) were charged in a 25 mL round bottomed flask and the resulting solution was stirred for 2-5 h at room temperature. The consumption of the starting material was monitored by TLC. After completion of the reaction, DMAP (0.020 mmol) and di-*tert*-butyldicarbonate (2.0 equiv) was then added to a stirred solution of corresponding crude product **3**. After stirring the reaction at 45-50 deg. for 2-3 hrs followed by TLC, the solvent was removed under reduced pressure and the residue was purified by column chromatography on silica gel (3:97 % ethylacetate and petether) to afford pure products **6(a-x)** in average to good yields 65-90 %.

The identities of products 6(a-x) were confirmed by NMR and EI-HRMS, giving good agreement with the assigned structures.

6a: (E)-(2-nitrovinyl) benzene: Isolated as yellow solid, 80 %, m.p: 57-58°C, ^1H NMR (400 MHz, CDCl_3) δ_{H} 7.93 (1 H, d, $J = 13.7$), 7.51 (1 H, d, $J = 13.7$), 7.49 – 7.45 (2 H, m), 7.44 – 7.34 (3 H, m) ppm. ^{13}C NMR δ_{C} (100 MHz, CDCl_3) 139.08, 137.15, 132.16, 130.10, 129.42, 129.16 ppm. EI-HRMS: Anal. Calcd for $\text{C}_8\text{H}_7\text{NO}_2$: 149.0477, Found: 149.0472. Elemental analysis: Anal. Calcd for $\text{C}_8\text{H}_7\text{NO}_2$: C, 64.42; H, 4.73; N, 9.39; O, 21.45 %. Found: C, 64.36; H, 4.79; N, 9.33; O, 21.49 %.

6b: (E)-1-chloro-4-(2-nitrovinyl) benzene: Isolated as yellow solid, 87 %, m.p: 111-112°C, ^1H NMR (400 MHz, CDCl_3) δ_{H} 7.96 (1 H, d, $J = 13.7$), 7.57 (1 H, d, $J = 13.7$), 7.53 – 7.47 (2 H, m), 7.47 – 7.40 (2 H, m) ppm. ^{13}C NMR (101 MHz, CDCl_3) δ_{C} 138.36, 137.71, 137.45, 130.29, 129.79, 128.55 ppm. EI-HRMS: Anal. Calcd for $\text{C}_8\text{H}_6\text{ClNO}_2$: 183.0087, Found: 183.0083. Elemental analysis: Anal. Calcd for $\text{C}_8\text{H}_6\text{ClNO}_2$: C, 52.34; H, 3.29; Cl, 19.31; N, 7.63; O, 17.43 %. Found: C, 52.30; H, 3.25; Cl, 19.38; N, 7.68; O, 17.37 %.

6c: (E)-2,4-dichloro-1-(2-nitrovinyl)benzene: Isolated as yellow solid, 85 %, m.p: 118-119°C, ^1H NMR δ_{H} (400 MHz, CDCl_3) 8.33 (1 H, d, $J = 13.7$), 7.58 (1 H, d, $J = 13.7$), 7.55 – 7.49 (2 H, m), 7.34 (1 H, dd, $J = 8.4, 1.9$) ppm. ^{13}C NMR δ_{C} (101 MHz, CDCl_3) 139.05, 138.49, 136.68, 133.99, 130.69, 129.29, 128.04, 127.12 ppm. EI-HRMS: Anal. Calcd for $\text{C}_8\text{H}_5\text{Cl}_2\text{NO}_2$: 216.9697, Found: 216.9695. Elemental analysis: Anal. Calcd for $\text{C}_8\text{H}_5\text{Cl}_2\text{NO}_2$: C, 44.07; H, 2.31; Cl, 32.52; N, 6.42; O, 14.68 %. Found: C, 44.0; H, 2.37; Cl, 32.45; N, 6.35; O, 14.61 %.

6d: (E)-1-methyl-4-(2-nitrovinyl) benzene: Isolated as yellow solid, 86 %, m.p: 105-106°C, ^1H NMR δ_{H} (400 MHz, CDCl_3) 7.98 (1 H, d, $J = 13.6$), 7.56 (1 H, d, $J = 13.6$), 7.44 (2 H, d, $J = 8.1$), 7.25 (2 H, d, $J = 8.0$), 2.41 (3 H, s) ppm. ^{13}C NMR δ_{C} (100 MHz, CDCl_3) 143.14, 139.20, 136.31, 130.17, 129.22, 127.31, 21.68 ppm. EI-HRMS: Anal. Calcd for $\text{C}_9\text{H}_9\text{NO}_2$: 163.0633, Found: 163.0630. Elemental analysis: Anal. Calcd for $\text{C}_9\text{H}_9\text{NO}_2$: C, 66.25; H, 5.56; N, 8.58; O, 19.61 %. Found: C, 66.20; H, 5.60; N, 8.51; O, 19.69 %.

6e: (E)-1-methoxy-4-(2-nitrovinyl) benzene: Isolated as yellow solid, 90 %, m.p: 90-92°C, ^1H NMR δ_{H} (400 MHz, CDCl_3) 7.96 (1 H, d, $J = 13.6$), 7.52 (1 H, d, $J = 6.0$), 7.51–7.48 (2 H, m), 6.99–6.92 (2 H, m), 3.86 (3 H, s) ppm. ^{13}C NMR δ_{C} (100 MHz, CDCl_3) 162.99, 139.07, 135.02, 131.21, 122.55, 114.95, 55.55 ppm. EI-HRMS: Anal. Calcd for $\text{C}_9\text{H}_9\text{NO}_3$: 179.0582, Found: 179.0580. Elemental analysis: Anal. Calcd for $\text{C}_9\text{H}_9\text{NO}_3$: C, 60.33; H, 5.06; N, 7.82; O, 26.79 %. Found: C, 60.39; H, 5.01; N, 7.75; O, 26.73 %.

6f: (E)-1-bromo-2-(2-nitrovinyl) benzene: Isolated as yellow solid, 66 %, m.p: 140-142°C, ^1H NMR δ_{H} (400 MHz, CDCl_3) 8.40 (1 H, d, $J = 13.7$), 7.69 (1 H, dd, $J = 7.8, 1.4$), 7.63 – 7.49 (2 H, m), 7.44–7.26 (2 H, m) ppm. ^{13}C NMR δ_{C} (100 MHz, CDCl_3) 138.89, 137.60, 134.04, 132.92, 130.41, 128.49, 128.08, 126.35 ppm. EI-HRMS: Anal. Calcd for $\text{C}_8\text{H}_6\text{BrNO}_2$: 226.9582 Found: 226.9581.

Elemental analysis: Anal. Calcd for $\text{C}_8\text{H}_6\text{BrNO}_2$: C, 42.13; H, 2.65; Br, 35.04; N, 6.14; O, 14.03 %. Found: C, 42.19; H, 2.69; Br, 35.01; N, 6.19; O, 14.07 %.

6g: (E)-1-nitro-3-(2-nitrovinyl) benzene Isolated as yellow solid, 60 %, m.p: 127-128°C, ^1H NMR δ_{H} (500 MHz,) 8.28–8.09 (3 H, m), 7.61 (1 H, dd, $J = 4.9, 2.2$). ppm. ^{13}C NMR δ_{C} (125 MHz, CDCl_3) 126.66, 126.39, 130.88, 131.97, 134.67, 148.95 ppm. EI-HRMS: Anal. Calcd for $\text{C}_8\text{H}_6\text{N}_2\text{O}_4$: 194.0328 Found: 194.0327. Elemental analysis: Anal. Calcd for $\text{C}_8\text{H}_6\text{N}_2\text{O}_4$: C, 49.49; H, 3.12; N, 14.43; O, 32.96 %. Found: C, 49.43; H, 3.17; N, 14.39; O, 32.91 %.

6h: (E)-1-bromo-4-(2-nitrovinyl) benzene: Isolated as yellow solid, 63 %, m.p: 143-145°C, δ_{H} (500 MHz,) 7.94 (1 H, d, $J = 13.7$), 7.58 (3 H, t, $J = 10.8$), 7.41 (2 H, d, $J = 8.4$) ppm. ^{13}C NMR δ_{C} (125 MHz, CDCl_3) 127.01, 129.13, 130.60, 132.95, 137.64, 138.09 ppm. EI-HRMS: Anal. Calcd for $\text{C}_8\text{H}_6\text{BrNO}_2$: 226.9582 Found: 226.9580. Elemental analysis: Anal. Calcd for $\text{C}_8\text{H}_6\text{BrNO}_2$: C, 42.13; H, 2.65; Br, 35.04; N, 6.14; O, 14.03 %. Found: C, 42.09; H, 2.60; Br, 35.09; N, 6.10; O, 13.03 %.

6i: (E)-2-(2-nitrovinyl)naphthalene: Isolated as yellow solid, 73 %, m.p: 128-130°C, ^1H NMR δ_{H} (400 MHz, CDCl_3) 8.79 (1 H, d, $J = 13.4$), 8.09 (1 H, d, $J = 8.4$), 7.98 (1 H, d, $J = 8.2$), 7.94 – 7.85 (1 H, m), 7.71 (1 H, d, $J = 7.2$), 7.66 – 7.54 (3 H, m), 7.53 – 7.46 (1 H, m) ppm. ^{13}C NMR δ_{C} (100 MHz, CDCl_3) 138.50, 136.09, 133.79, 132.58, 131.59, 129.09, 127.76, 126.98, 126.82, 126.41, 125.43, 122.98 ppm. EI-HRMS: Anal. Calcd for $\text{C}_{12}\text{H}_9\text{NO}_2$: 199.0633, Found: 199.0632. Elemental analysis: Anal. Calcd for $\text{C}_{12}\text{H}_9\text{NO}_2$: C, 72.35; H, 4.55; N, 7.03; O, 16.06 %. Found: C, 72.30; H, 4.47; N, 6.05; O, 16.01 %.

6j: (E)-methyl 2-((4-bromo-2-((E)-2-nitrovinyl)phenoxy)methyl)-3-phenylacrylate: Isolated as yellow solid, 81 %, m.p: 98-100°C, ^1H NMR δ_{H} (400 MHz, CDCl_3) 8.11 (1 H, s), 7.99 (1 H, d, $J = 13.7$), 7.71 (1 H, d, $J = 13.7$), 7.58 (1 H, d, $J = 2.4$), 7.51 (1 H, d, $J = 2.5$), 7.39 (5 H, s), 6.88 (1 H, d, $J = 8.9$), 4.99 (2 H, s), 3.89 (3 H, s). ^{13}C NMR δ_{C} (100 MHz, CDCl_3) 167.19, 157.14, 146.43, 139.11, 135.62, 134.12, 134.07, 133.57, 129.95, 129.40, 128.92, 126.08, 121.63, 114.77, 113.73, 64.07, 52.59 ppm. EI-HRMS: Anal. Calcd for $\text{C}_{19}\text{H}_{16}\text{BrNO}_5$: 417.0212, Found: 417.0210. Elemental analysis: Anal. Calcd for $\text{C}_{19}\text{H}_{16}\text{BrNO}_5$: C, 54.56; H, 3.86; Br, 19.10; N, 3.35; O, 19.13 %. Found: C, 54.51; H, 3.82; Br, 18.70; N, 3.31; O, 18.15 %.

6k: (E)-methyl 2-((2-((E)-2-nitro-vinyl)-phenoxy)-methyl)-3-phenyl-acrylate: Isolated as yellow solid, 83 %, m.p: 127-130°C, ^1H NMR δ_{H} (400 MHz, CDCl_3) 8.11 (1 H, t, $J = 6.8$), 7.78 (1 H, d, $J = 13.6$), 7.50 – 7.40 (2 H, m), 7.39 – 7.36 (1 H, m), 7.05 (1 H, t, $J = 7.5$), 6.99 (1 H, d, $J = 8.4$), 5.01 (1 H, s), 3.89 (2 H, s). ^{13}C NMR δ_{C} (100 MHz, CDCl_3) 167.34, 158.28, 146.22, 138.34, 135.28, 134.19, 133.38, 132.34, 129.84, 129.48, 128.88, 126.40, 121.62, 119.70, 112.96, 63.67, 52.55 ppm. EI-HRMS: Anal. Calcd for $\text{C}_{19}\text{H}_{17}\text{NO}_5$: 339.1107, Found: 339.1105. Elemental analysis: Anal. Calcd for

C₁₉H₁₇NO₅: C, 67.25; H, 5.05; N, 4.13; O, 23.57 %. Found: C, 67.17; H, 5.01; N, 4.19; O, 23.51 %.

6l: (E)-methyl 2-((4-chloro-2-((E)-2-nitrovinyl)phenoxy)methyl)-3-(4-chlorophenyl)acrylate: Isolated as yellow solid, 70 %, m.p: 135–137°C, ¹H NMR δ_H (400 MHz, CDCl₃) 7.98–7.87 (1 H, m), 7.62 (1 H, d, *J* = 13.7), 7.37 (1 H, d, *J* = 2.5), 7.32–7.22 (3 H, m), 6.87 (1 H, d, *J* = 8.9), 4.88 (1 H, s), 3.81 (2 H, s). ¹³C NMR δ_C (100 MHz, CDCl₃) 166.95, 156.49, 145.02, 139.06, 136.18, 133.51, 132.80, 132.47, 131.04, 130.69, 129.23, 126.85, 126.61, 121.11, 114.38, 64.02, 52.67 ppm. EI-HRMS: Anal. Calcd for C₁₉H₁₅Cl₂NO₅: 407.0327, Found: 407.0325. Elemental analysis: Anal. Calcd for C₁₉H₁₅Cl₂NO₅: C, 55.90; H, 3.70; Cl, 17.37; N, 3.43; O, 19.60 %. Found: C, 55.85; H, 3.66; Cl, 17.31; N, 3.49; O, 19.55 %.

6m: (E)-methyl 3-(4-methoxy-phenyl)-2-((E)-2-nitro-vinyl)-phenoxy)-methyl)-acrylate: Isolated as yellow solid, 88 %, m.p: 108–110°C, ¹H NMR δ_H (400 MHz, CDCl₃) 8.24–8.01 (1 H, m), 7.77 (1 H, d, *J* = 13.6), 7.52–7.35 (2 H, m), 7.09–6.98 (1 H, m), 6.90 (1 H, d, *J* = 8.8), 5.04 (1 H, s), 3.87 (1 H, s), 3.81 (1 H, s). ¹³C NMR δ_C (100 MHz, CDCl₃) 167.67, 161.12, 158.36, 146.17, 138.31, 135.30, 133.42, 132.34, 131.67, 126.66, 123.78, 121.57, 119.70, 114.40, 112.99, 63.82, 55.38, 52.42 ppm. EI-HRMS: Anal. Calcd for C₂₀H₁₉NO₆: 369.1212, Found: 369.1211. Elemental analysis: Anal. Calcd for C₂₀H₁₉NO₆: C, 65.03; H, 5.18; N, 3.79; O, 25.99 %. Found: C, 64.06; H, 5.12; N, 3.72; O, 26.06 %.

6n: (E)-methyl 2-((4-bromo-2-((E)-2-nitrovinyl)phenoxy)methyl)-3-(p-tolyl)acrylate: Isolated as yellow solid, 78 %, m.p: 123–140°C, ¹H NMR δ_H (400 MHz, CDCl₃) 8.14–7.92 (1 H, m), 7.71 (1 H, d, *J* = 13.6), 7.58 (1 H, d, *J* = 2.4), 7.50 (1 H, dd, *J* = 8.8, 2.5), 7.33–7.25 (1 H, m), 7.20 (1 H, d, *J* = 8.0), 6.90 (1 H, d, *J* = 8.9), 5.00 (1 H, s), 3.88 (2 H, s), 2.36 (2 H, s) ppm. ¹³C NMR δ_C (100 MHz, CDCl₃) 167.36, 157.19, 146.61, 140.53, 139.11, 135.62, 134.15, 133.61, 131.22, 129.67, 129.58, 125.03, 121.62, 114.77, 113.66, 64.14, 52.52, 21.41 ppm. EI-HRMS: Anal. Calcd for C₂₀H₁₈BrNO₅: 431.0368, Found: 431.0366. Elemental analysis: Anal. Calcd for C₂₀H₁₈BrNO₅: C, 55.57; H, 4.20; Br, 18.48; N, 3.24; O, 18.51 %. Found: C, 55.51; H, 4.17; Br, 18.43; N, 3.29; O, 18.43 %.

6o: (E)-methyl 2-((4-chloro-2-((E)-2-nitrovinyl)phenoxy)methyl)-3-(4-methoxyphenyl)acrylate: Isolated as yellow solid, 81 %, m.p: 140–142°C, ¹H NMR δ_H (400 MHz, CDCl₃) 8.08–7.96 (1 H, m), 7.71 (1 H, d, *J* = 13.7), 7.44 (1 H, d, *J* = 2.6), 7.39 (1 H, dd, *J* = 8.9, 2.7), 7.00 (1 H, d, *J* = 8.9), 6.91 (1 H, d, *J* = 8.8), 5.03 (1 H, s), 3.87 (1 H, s), 3.82 (2 H, s) ppm. ¹³C NMR δ_C (100 MHz, CDCl₃) 167.57, 161.20, 156.74, 146.37, 139.11, 133.72, 132.76, 131.63, 131.18, 126.59, 126.53, 123.45, 121.13, 114.44, 114.42, 64.30, 55.40, 52.46 ppm. EI-HRMS: Anal. Calcd for C₂₀H₁₈ClNO₆: 403.0823, Found: 403.0822. Elemental analysis: Anal. Calcd for C₂₀H₁₈ClNO₆: C, 59.49; H, 4.49; Cl, 8.78; N, 3.47; O, 23.77 %. Found: C, 59.43; H, 4.42; Cl, 8.74; N, 3.54; O, 23.70 %.

6p: (E)-methyl 2-((4-chloro-2-((E)-2-nitrovinyl)phenoxy)methyl)-3-(2-chloro-phenyl)-acrylate: Isolated as yellow solid, 72 %, m.p:

136–138°C, ¹H NMR δ_H (400 MHz, CDCl₃) 8.15 (1 H, s), 7.97 (1 H, d, *J* = 13.7), 7.69 (1 H, d, *J* = 13.7), 7.47–7.39 (2 H, m), 7.33 (3 H, ddd, *J* = 8.6, 5.4, 2.0), 7.29–7.22 (1 H, m), 6.86 (1 H, d, *J* = 8.9), 4.91 (2 H, s), 3.91 (3 H, s) ppm. ¹³C NMR δ_C (100 MHz, CDCl₃) 166.60, 156.47, 142.93, 139.03, 134.25, 133.54, 132.86, 132.71, 130.93, 130.85, 129.98, 129.90, 128.18, 127.02, 126.73, 121.12, 114.47, 64.34, 52.71 ppm. EI-HRMS: Anal. Calcd for C₁₉H₁₅Cl₂NO₅: 407.0327, Found: 407.0325. Elemental analysis: Anal. Calcd for C₁₉H₁₅Cl₂NO₅: C, 55.90; H, 3.70; Cl, 17.37; N, 3.43; O, 19.60 %. Found: C, 55.84; H, 3.64; Cl, 17.31; N, 3.49; O, 19.53 %.

6q: (E)-methyl 2-((4-chloro-2-((E)-2-nitrovinyl)phenoxy)methyl)-3-(p-tolyl)acrylate: Isolated as yellow solid, 75 %, m.p: 149–151°C, ¹H NMR δ_H (400 MHz, CDCl₃) 8.09–7.94 (1 H, m), 7.72 (1 H, d, *J* = 13.7), 7.43 (1 H, d, *J* = 2.6), 7.37 (1 H, dd, *J* = 8.9, 2.6), 7.30 (1 H, d, *J* = 8.1), 7.20 (1 H, d, *J* = 8.0), 6.95 (1 H, d, *J* = 8.9), 5.00 (1 H, s), 3.88 (2 H, s), 2.36 (2 H, s) ppm. ¹³C NMR δ_C (100 MHz, CDCl₃) 167.38, 156.71, 146.59, 140.52, 139.12, 133.71, 132.72, 131.23, 131.19, 129.67, 129.58, 126.58, 125.07, 121.13, 114.40, 64.21, 52.51, 21.41 ppm. EI-HRMS: Anal. Calcd for C₂₀H₁₈ClNO₅: 387.0874, Found: 387.0873. Elemental analysis: Anal. Calcd for C₂₀H₁₈ClNO₅: C, 61.94; H, 4.68; Cl, 9.14; N, 3.61; O, 20.63 %. Found: C, 61.99; H, 4.61; Cl, 9.19; N, 3.52; O, 20.55 %.

6r: (E)-methyl 2-((4-bromo-2-((E)-2-nitrovinyl)phenoxy)methyl)-3-(4-chlorophenyl)acrylate: Isolated as yellow solid, 81 %, m.p: 133–135°C, ¹H NMR δ_H (400 MHz, CDCl₃) 8.06–7.96 (1 H, m), 7.69 (1 H, d, *J* = 13.7), 7.59 (1 H, d, *J* = 2.4), 7.52 (1 H, dd, *J* = 8.8, 2.4), 7.41–7.30 (2 H, m), 6.89 (1 H, d, *J* = 8.9), 4.95 (1 H, s), 3.89 (2 H, s) ppm. ¹³C NMR δ_C (100 MHz, CDCl₃) 166.93, 156.97, 145.06, 139.06, 136.21, 135.70, 134.02, 133.42, 132.45, 130.68, 129.24, 126.57, 121.60, 114.73, 113.95, 63.94, 52.68 ppm. EI-HRMS: Anal. Calcd for C₁₉H₁₅BrClNO₅: 450.9822, Found: 450.9820. Elemental analysis: Anal. Calcd for C₁₉H₁₅BrClNO₅: C, 50.41; H, 3.34; Br, 17.65; Cl, 7.83; N, 3.09; O, 17.67 %. Found: C, 50.35; H, 3.30; Br, 17.69; Cl, 7.88; N, 3.02; O, 17.61 %.

6s: (E)-methyl 2-((4-bromo-2-((E)-2-nitrovinyl)phenoxy)methyl)-3-(4-methoxyphenyl)acrylate: Isolated as yellow solid, 81 %, m.p: 148–150°C, ¹H NMR δ_H (400 MHz, CDCl₃) 8.05 (1 H, s), 7.99 (1 H, d, *J* = 13.7), 7.70 (1 H, d, *J* = 13.6), 7.57 (1 H, d, *J* = 2.4), 7.51 (1 H, dd, *J* = 8.8, 2.4), 7.38 (2 H, d, *J* = 8.7), 6.92 (3 H, dd, *J* = 16.2, 8.8), 5.02 (2 H, s), 3.87 (3 H, s), 3.82 (3 H, s) ppm. ¹³C NMR: δ_C (100 MHz, CDCl₃) 167.55, 161.20, 157.22, 146.37, 139.08, 135.67, 134.12, 133.61, 131.64, 126.51, 123.41, 121.61, 114.81, 114.45, 113.66, 64.24, 55.40, 52.46 ppm. EI-HRMS: Anal. Calcd for C₂₀H₁₈BrNO₆: 447.0317, Found: 447.0315. Elemental analysis: Anal. Calcd for C₂₀H₁₈BrNO₆: C, 53.59; H, 4.05; Br, 17.83; N, 3.12; O, 21.42 %. Found: C, 53.51; H, 4.01; Br, 17.89; N, 3.05; O, 21.35 %.

6t: (E)-methyl 3-(2-chloro-phenyl)-2-((E)-2-nitrovinyl)-phenoxy)-methyl)-acrylate: Isolated as yellow solid, 86 %, m.p: 125–128°C, ¹H NMR δ_H (400 MHz, CDCl₃) 8.16 (1 H, s), 8.08 (1 H, d, *J* = 13.6), 7.75 (1 H, d, *J* = 13.6), 7.49–7.36 (4 H, m), 7.32 (1 H, m), 7.26–7.20 (1 H, m), 7.04 (1 H, t, *J* = 7.6), 6.92 (1 H, d, *J* = 8.4),

4.92 (2 H, s), 3.92 (3 H, s) ppm. ^{13}C NMR: δ_{C} (100 MHz, CDCl_3) 166.72, 156.52, 142.71, 141.53, 135.12, 134.88, 133.33, 132.05, 131.78, 130.74, 130.09, 129.83, 128.89, 128.46, 128.00, 126.99, 125.12, 121.69, 113.84, 113.03, 63.88, 49.48 ppm. EI-HRMS: Anal. Calcd for $\text{C}_{19}\text{H}_{16}\text{ClNO}_5$: 373.0717, Found: 373.0715. Elemental analysis: Anal. Calcd for $\text{C}_{19}\text{H}_{16}\text{ClNO}_5$: C, 61.05; H, 4.31; Cl, 9.48; N, 3.75; O, 21.40 %. Found: C, 61.0; H, 4.25; Cl, 9.42; N, 3.70; O, 21.33 %.

6u: (E)-methyl 2-((E)-2-nitrovinyl)phenoxy)methyl-3-(p-tolyl)acrylate: Isolated as yellow solid, 82 %, m.p: 118–120°C, ^1H NMR (400 MHz, CDCl_3) δ_{H} 8.10 (1 H, d, $J = 14.8$), 7.77 (1 H, d, $J = 13.6$), 7.44 (1 H, dd, $J = 18.4, 8.0$), 7.32 (1 H, d, $J = 7.8$), 7.25 (1 H, t, $J = 7.5$), 7.18 (2 H, d, $J = 7.4$), 7.03 (1 H, dd, $J = 17.7, 8.1$), 5.02 (1 H, s), 3.88 (2 H, s), 2.35 (3 H, s) ppm. ^{13}C NMR: δ_{C} (100 MHz, CDCl_3) 167.50, 158.34, 146.36, 140.36, 138.34, 135.27, 133.35, 132.32, 131.35, 129.64, 129.62, 129.05, 128.23, 125.41, 125.31, 121.57, 119.72, 112.99, 63.76, 52.46, 21.39 ppm. EI-HRMS: Anal. Calcd for $\text{C}_{20}\text{H}_{19}\text{NO}_5$: 353.1263, Found: 353.1260. Elemental analysis: Anal. Calcd for $\text{C}_{20}\text{H}_{19}\text{NO}_5$: C, 67.98; H, 5.42; N, 3.96; O, 22.64 %. Found: C, 67.91; H, 5.48; N, 3.90; O, 22.60 %.

6v: (E)-3-(2-nitrovinyl) furan : Isolated as yellow solid, 75 %, m.p: 74–76°C, ^1H NMR δ_{H} (400 MHz, CDCl_3) 7.94 (1 H, d, $J = 13.5$), 7.84–7.83 (1 H, m), 7.52 (1 H, t, $J = 1.3$), 7.41 (1 H, s), 7.37 (1 H, s), 7.26 (1 H, s), 6.57 (1 H, d, $J = 1.9$). ^{13}C NMR δ_{C} (100 MHz, CDCl_3) 147.29, 145.37, 136.74, 129.53, 118.21, 107.25 ppm. EI-HRMS: Anal. Calcd for $\text{C}_6\text{H}_6\text{NO}_3$: 139.0269, Found: 139.0267. Elemental analysis: Anal. Calcd for $\text{C}_6\text{H}_6\text{NO}_3$: C, 51.80; H, 3.62; N, 10.07; O, 34.50 %. Found: C, 51.74; H, 3.67; N, 10.01; O, 34.45 %.

6w: (E)-3-(2-nitrovinyl) thiophene: Isolated as yellow solid, 89 %, m.p: 87–90°C, ^1H NMR δ_{H} (400 MHz, CDCl_3) 8.15 (1 H, d, $J = 13.4$), 7.57 (1 H, d, $J = 4.9$), 7.51–7.43 (2 H, m), 7.15 (1 H, dd, $J = 5.1, 3.7$). ^{13}C NMR δ_{C} (100 MHz, CDCl_3) 135.39, 134.62, 133.79, 132.09, 131.63, 128.90 ppm. EI-HRMS: Anal. Calcd for $\text{C}_6\text{H}_5\text{NO}_2\text{S}$: 155.0041, Found: 155.0040. Elemental analysis: Anal. Calcd for $\text{C}_6\text{H}_5\text{NO}_2\text{S}$: C, 46.44; H, 3.25; N, 9.03; O, 20.62; S, 20.66 %. Found: C, 46.40; H, 3.21; N, 9.09; O, 20.55; S, 20.60 %.

6x: (E)-tert-butyl-3-(2-nitro-vinyl)-1H-indole-1-carboxylate:

Isolated as yellow solid, 89 %, ^1H NMR : δ_{H} (400 MHz, CDCl_3) 8.23 (1 H, d, $J = 8.1$), 8.17 (1 H, d, $J = 13.7$), 8.03 (1 H, s), 7.78 (1 H, d, $J = 13.7$), 7.71 (1 H, dd, $J = 7.2, 0.8$), 7.41 (2 H, dtd, $J = 20.7, 7.4, 1.2$), 1.70 (9 H, s) ppm. ^{13}C NMR: δ_{C} (100 MHz, CDCl_3) 148.63, 136.40, 135.79, 132.19, 131.58, 126.85, 125.97, 124.26, 120.20, 115.93, 112.51, 85.58, 28.10 ppm. EI-HRMS: Anal. Calcd for $\text{C}_{15}\text{H}_{16}\text{N}_2\text{O}_4$: 288.1110, Found: 288.1109. Elemental analysis: Anal. Calcd for $\text{C}_{15}\text{H}_{16}\text{N}_2\text{O}_4$: C, 62.49; H, 5.59; N, 9.72; O, 22.20; %. Found: C, 62.42; H, 5.53; N, 9.79; O, 22.14; %.

Acknowledgements

One of the authors N. Poomathi, thanks to the Department of Science and Technology (DST), New Delhi for the award of the

Women Scientist Fellowship under women scientist scheme (WOS-A) and SAIF IITM Chennai for EI-HRMS analysis.

Notes and references

- (a) A. G. M. Barret and G. G. Graboski, *Chem. Rev.*, 1986, **86**, 751; (b) P. Talalay, M. J. Delong and H. Prochaska, *J. Proc. Natl. Acad. Sci. U.S.A.* 1988, **85**, 8261; (c) T. A. Alston, D. J. T. Porter and H. Bright, *J. Bioorg. Chem.*, 1985, **13**, 375; (d) P. Cheng, Z. Y. Jiang, R. R. Wang, X. M. Zhang, Q. Wang, Y. T. Zheng, J. Zhou and J. J. Chen, *Bioorg. Med. Chem. Lett.*, 2007, **17**, 4476; (e) S. Kaap, I. Quentin, D. Tamiru, M. Shaheen, K. Eger and H. Steinfeldler, *J. Biochem. Pharmacol.*, 2003, **65**, 603; (f) J. H. Kim, G. E. Lee, J. E. Lee and I. K. Chung, *Mol. Pharmacol.*, 2003, **63**, 1117; (g) H. Uehara, R. Imashiro, G. Hernandez-Torres and C. F. Barbas, *Proc. Natl. Acad. Sci. U.S.A.* 2010, **107**, 20672; (h) Y. Meah and V. Massey, *Proc. Natl. Acad. Sci. U.S.A.* 2000, **97**, 10733; (i) K. Sakai, A. Nakazawa, K. Kondo and H. Ohta, *Agric. Biol. Chem.*, 1985, **49**, 2331; (j) M. A. Reddy, N. Jain, D. Yada, C. Kishore, V. J. Reddy, P. S. Reddy, A. Addlagatta, S. V. Kalivendi and B. Sreedhar, *J. Med. Chem.*, 2011, **54**, 6751; (k) L. Q. Lu, J. R. Chen and W. Xiao, *J. Acc. Chem. Res.*, 2012, **45**, 1278.
- (a) T. Ishii, S. Fujioka, Y. Sekiguchi and H. Kotsuki, *J. Am. Chem. Soc.*, 2004, **126**, 9558; (b) H. B. Huang and E. N. Jacobsen, *J. Am. Chem. Soc.* 2006, **128**, 7170; (c) C. B. Tripathi, S. Kayal and S. Mukherjee, *Org. Lett.*, 2012, **14**, 3296.
- (a) D. A. Evans, S. Mito and D. Seidel, *J. Am. Chem. Soc.*, 2007, **129**, 11583; (b) J. March, *Advanced Organic Chemistry*, 3rd ed.; John Wiley & Sons: New York, 1985; (c) R. C. Larock, *Comprehensive Organic Transformations*; VCH: New York, 1989; (d) L. Albrecht, G. Dickmeiss, F. C. Acosta, C. Rodriguez-Esrich, R. L. Davis and K. A. Jorgensen, *J. Am. Chem. Soc.*, 2012, **134**, 2543; (e) Y. K. Liu, M. Nappi, E. Arceo, S. Vera and P. Melchiorre, *J. Am. Chem. Soc.*, 2011, **133**, 15212; (f) T. Arai, A. Mishiro, N. Yokoyama, K. Suzuki and H. Sato, *J. Am. Chem. Soc.* 2010, **132**, 5338; (g) S. E. Denmark and A. Thorarensen, *Chem. Rev.*, 1996, **96**, 137.
- (a) D. Basavaiah, B. S. Reddy and S. S. Badsara, *Chem. Rev.*, 2010, **110**, 5447; (b) D. K. Nair, S. M. Mobin and I. N. N. Namboothiri, *Org. Lett.*, 2012, **14**, 4580.
- A. Corma, P. Serna and H. Garcia, *J. Am. Chem. Soc.*, 2007, **129**, 6358.
- N. J. A. Martin, L. Ozores and B. List, *J. Am. Chem. Soc.*, 2007, **129**, 8976.
- (a) R. Ballini and G. Bosica, *J. Org. Chem.*, 1997, **62**, 425; (b) S. Fioravanti, L. Pellacani, P. A. Tardella and M. C. Vergari, *Org. Lett.*, 2008, **10**, 1449; (c) P. A. Clarke, S. Santos and W. H. C. Martin, *Green Chem.*, 2007, **9**, 438; (d) J. P. Wan, Y. Lin, Q. Huang and Y. Liu, *J. Org. Chem.*, 2014, **79**, 7232.
- (a) P. K. Kancharla, Y. S. Reddy, S. Dharuman and Y. D. Vankar, *J. Org. Chem.*, 2011, **76**, 5832; (b) I. Jovel, S. Prateetongkum, R. Jackstell, N. Vogl, C. Weckbecker and M. Beller, *Adv. Synth. Catal.*, 2008, **350**, 2493; (c) P. J. Campos, B. Garcia and M. A. Rodriguez, *Tetrahedron Lett.*, 2000, **41**, 979; (d) H. Suzuki and T. Mori, *J. Org. Chem.*, 1997, **62**, 6498; (e) T. Mukaiyama, E. Hata and T. Yamada, *Chem. Lett.*, 1995, 505. (f) W. W. Sy and A. W. By, *Tetrahedron Lett.*, 1985, **26**, 1193; (g) R. S. Varma, K. P. Naicker and P. J. Liesen, *Tetrahedron Lett.*, 1998, **39**, 3977; (h) E. Hata, T. Yamada and Mukaiyama, *Bull. Chem. Soc.*

- Jpn.*, 1995, **68**, 3629; (i) S. Ranganathan and S. K. Kar, *J. Org. Chem.*, 1970, **35**, 3962; (j) S. W. Tinsley, *J. Org. Chem.*, 1961, **26**, 4723; (k) E. J. Corey and H. Estreicher, *J. Am. Chem. Soc.*, 1978, **100**, 6294; (l) S. S. Jew, H. D. Kim, Y. S. Cho and C. H. Cook, *Chem. Lett.*, 1986, 1747; (m) A. Zhao, Q. Jiang, J. Jia, B. Xu, Y. Liu, M. Zhang, Q. Liu, W. Luo and C. Guo, *Tetrahedron Lett.*, 2016, **57**, 80; (n) Z.-G. Luo, F. Xu, Y.-Y. Fang, P. Liu, X.-M. Xu, C.-T. Feng, Z. Li and J. He, *Res. Chem. Intermediat.*, 2016, **42**, 6079; (o) V. Sudhakar Chary, K. C. Rajanna, G. Krishnaiah and P. Srinivas, *Catal. Sci. Technol.*, 2016, **6**, 1430; (p) D. Baruah, P. Pahari and D. Konwar, *Tetrahedron Lett.*, 2015, **56**, 2418; (q) A. Ying, S. Xu, S. Liu, Y. Ni, J. Yang and C. Wu, *Ind. Eng. Chem. Res.*, 2014, **53**, 547; (r) B. V. Rokade and K. R. Prabhu, *Org. Biomol. Chem.*, 2013, **11**, 6713; (s) S. Maity, S. Manna, S. Rana, T. Naveen, A. Mallick and D. Maiti, *J. Am. Chem. Soc.*, 2013, **135**, 3355; (t) T. Naveen, S. Maity, U. Sharma and D. Maiti, *J. Org. Chem.*, 2013, **78**, 5949.
- 9 (a) C. Zhu, G. Q. Li, D. H. Ess, J. R. Falck and L. Kurti, *J. Am. Chem. Soc.*, 2012, **134**, 18253; (b) J. M. O'Brien and A. H. Hoveyda, *J. Am. Chem. Soc.*, 2011, **133**, 7712; (c) A. A. Kantak, S. Potavathri, R. A. Barham, K. M. Romano and B. DeBoef, *J. Am. Chem. Soc.*, 2011, **133**, 19960; (d) S. H. Cho, J. Yoon and S. Chang, *J. Am. Chem. Soc.*, 2011, **133**, 5996; (e) G. Pelletier, W. S. Bechara and A. B. Charette, *J. Am. Chem. Soc.*, 2010, **132**, 12817. (f) S. Manna, S. Jana, T. Saboo, A. Maji and D. Maiti, *Chem. Commun.*, 2013, **49**, 5286; (g) S. maity, T. Naveen, U. Sharma and D. Maiti, *Synlett* 2014, **25**, 603; (h) S. Maity, T. Naveen, U. Sharma and D. Maiti, *Org. Lett.*, 2013, **15**, 3384; (i) U. Dutta, S. Maity, R. Kancherla and D. Maiti, *Org. Lett.*, 2014, **16**, 6302; (j) I. Jovel, S. Prateptongkum, R. Jackstell, N. Vogl, C. Weckbecker and M. Beller, *Adv. Synth. Catal.*, **2008**, **350**, 2493; (k) F. A. Ramirez and A. Burger, *J. Am. Chem. Soc.* **1950**, **72**, 2781.
- 10 (a) X. D. Bu, K. Koide, E. J. Carder and C. Welch, *J. Org. Process Res. Dev.*, 2013, **17**, 108; (b) J. C. Hermann, Y. S. Chen, C. Wartchow, J. Menke, L. Gao, S. K. Gleason, N. E. Haynes, N. Scott, A. Petersen, S. Gabriel, B. Vu, K. M. George, A. Narayanan, S. H. Li, H. Qian, N. Beatini, L. H. Niu and Q. F. Gan, *ACS Med. Chem. Lett.*, 2013, **4**, 197; (c) F. H. Qiu, D. L. Norwood, *J. Liq. Chromatogr. Relat. Technol.*, 2007, **30**, 877; (d) C. E. Garrett and K. Prasad, *Adv. Synth. Catal.*, 2004, **346**, 889. (e) C. J. Welch, J. Albaneze-Walker, W. R. Leonard, M. Biba, J. DaSilva, D. Henderson, B. Laing, D. J. Mathre, S. Spencer, X. D. Bu and T. B. Wang, *Org. Process Res. Dev.*, 2005, **9**, 198.
- 11 (a) L. Ping, Y. C. Chang, C. Zhe, L. Hua, Y. Yu and S. Wei-Guo, *Chem. Comm.*, 2012, **48**, 10541; (b) N. Raveendran Shiju, A. H. albert, K. syed, R. B. David and R. Gadi, *Angew. Chem. Int. Ed.*, 2011, **50**, 9615; (C) Y. Yan, L. Xiao, L. Xiaobo, Z. Jiao, B. Shiyang, L. Jian, Y. Qihua, *Angew. Chem. Int. Ed.*, 2012, **51**, 9164; (d) J. P. Das, P. Sinha an H. P. Ray, *Org. Lett.*, 2002, **4**, 3055.
- 12 (a) A. Hamza, G. Schubert, T. Soós and I. Pápai, *J. Am. Chem. Soc.*, **2006**, **128**, 13151; (b) J. D. Bass, A. Solovyov, A. J. Pascall and A. Katz, *J. Am. Chem. Soc.*, **2006**, **128**, 3737; (c) P. Hammar, T. Marcelli, H. Hiemstra and F. Himo, *Adv. Synth. Catal.*, **2007**, **349**, 2537; (d) S. J. Zuend and E. N. Jacobsen, *J. Am. Chem. Soc.* **2007**, **129**, 15872; (e) K. Ramachandiran, K. Karthikeyen, D. Muralidharan and P. T. Perumal, *Tetrahedron Lett.*, **2010**, **51**, 3006.
- 13 Crystal data for product **6t** (CCDC-1051895, Figure 2): C₁₉H₁₆ClNO₅, crystallised in the monoclinic, space group P 2(1)/n with the following unit cell parameters a = 9.0038(2) Å alpha = 90 deg., b = 13.6511(3) Å beta = 102.1556(12) deg., c = 14.6295(4) Å gamma = 90 deg:
- 14 **3u: (E)-methyl-2-((2-(1,1-di-cyano-3-nitro-propan-2-yl)-phenoxy)-methyl)-3-(p-tolyl)-acrylate**: Isolated as yellow gelly semi solid, 95 %, ¹H NMR (400 MHz, CDCl₃) 8.00 (1H, s), 7.36–7.22 (3H, m), 7.19 (3H, t, J = 8.0), 6.97 (1H, t, J = 7.5), 6.87 (1H, d, J = 8.3), 4.96 (1H, dd, J = 13.7, 9.0), 4.89 (2H, s), 4.78 (1H, dd, J = 13.7, 5.3), 4.61 (3H, s), 4.24 (1H, dd, J = 14.3, 8.7), 3.82 (3H, s), 2.32 (3H, s) ppm. ¹³C NMR: δ_c (100 MHz, CDCl₃) 167.64, 155.71, 146.51, 140.76, 131.46, 131.10, 130.10, 129.91, 129.53, 125.09, 122.16, 120.47, 112.85, 111.18, 111.15, 74.24, 63.70, 52.60, 24.77, 21.44 ppm.
- 15 (a) P. M. Pihko, Hydrogen bonding in organic synthesis, WILEY-VCH verlag GmbH and Co. kgaA, 2009; (b) S. J. Connon, *Chem. Commun*, 2008, 2499; (c) Y. Iwabuchi, M. Nakatani, M. Yokoyama and S. Hatakeyama, *J. Am. Chem. Soc.*, 1999, **121**, 10219; (d) P. Deslongchamps, Stereoelectronic Effects in Organic Chemistry: Pergamon: oxfoed, 1983, **252**; (e) L. J. Brzezinski, S. Rafel and J. W. Leahy, *J. Am. Chem. Soc.*, 1997, **119**, 4317.
- 16 See supporting information.

Abstract:

Synthesis of nitroolefins from aldehyde and olefin is generally limited by the formation of mixture of cis and trans compounds. Here we report an alternative, metal- free protocol for the synthesis of β -nitroolefins from arylidinemalanonitrile using bifunctional cinchona alkaloid along with di-*tert*-butyldicarbonate-DMAP in high yields with total selectivity

