



ChemComm

**Copper (II) Serves as an Efficient Additive for Metal-Directed Self-Assembly of Over 20 Thiacyclophanes**

Journal:	<i>ChemComm</i>
Manuscript ID	CC-COM-10-2018-008095
Article Type:	Communication

SCHOLARONE™  
Manuscripts

## Copper (II) Serves as an Efficient Additive for Metal-Directed Self-Assembly of Over 20 Thiacyclophanes

Received 00th January 20xx,  
Accepted 00th January 20xx

Ngoc-Minh Phan, Lev N. Zakharov and Darren W. Johnson\*<sup>[a]</sup>

DOI: 10.1039/x0xx00000x  
www.rsc.org/chemcomm

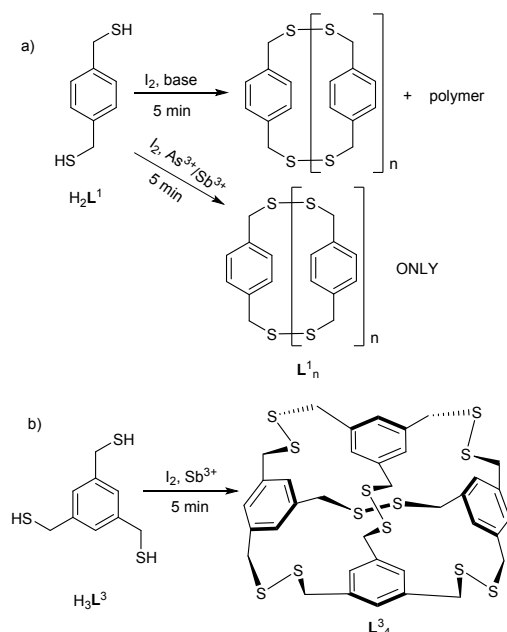
**Cu<sup>2+</sup> salts are presented as an alternative to previously reported pnictogen additives in the self-assembly of 23 different thiacyclophanes. This process allows for further tuning of library equilibrium mixtures: for instance, by altering additive types and concentrations, trimeric macrocycles are amplified. These trimeric disulfides can then be covalently trapped to form 2 novel thioethers, highlighting the facile route to access these new naphthalene-bridged cyclophanes.**

Metal-directed self-assembly has allowed synthetic chemists to access a variety of elegant thermodynamic products over kinetic side products,<sup>1–4</sup> in part due to the lability of metal-ligand bonds allowing for “kinetic mistakes”<sup>5,6</sup> to be corrected. Metal-ligand bonds are also highly directional, thus the stereochemical preference and symmetry of metal coordination may be imposed onto the self-assembling system of interest.<sup>7</sup> For these reasons, metal-directed self-assembled structures have been employed in many applications, such as supramolecular catalysis,<sup>8,9</sup> guest transport across phase boundaries,<sup>10</sup> or in the stabilization of reactive species.<sup>11</sup> A complementary supramolecular approach to the assembly of complex structures makes use of dynamic covalent chemistry (DCC), which relates to chemical reactions carried out reversibly under conditions of equilibrium control.<sup>12</sup> One great advantage of DCC is its ability to control the product distribution by changes in the chemical environment, such as temperature, concentration or additives.<sup>13,14</sup>

Recently, our laboratory reported a system in which we coupled the use of metalloloid-directed self-assembly and DCC to form two-fold symmetric dimeric through hexameric macrocyclic disulfides and three-dimensional tetrahedral cages (**Scheme 1**).<sup>15,16</sup> These discrete cyclophane structures have often been elusive due to lengthy stepwise reactions and a

tendency for self-assembly approaches to favor kinetic products, such as insoluble polymers (**Scheme 1**).<sup>17–20</sup> For instance, the thioether form of tetrahedral cage **L<sup>3</sup><sub>4</sub>** was synthesized by our group through a two-step self-assembly and covalent capture approach,<sup>16</sup> in contrast to a traditional stepwise synthesis comprising seven individual steps.<sup>21</sup> Since then, we have focused on using pnictogen (Pn) additives (Group 15 elements) to maximize the yield of these complex discrete disulfides.

Mercaptomethyl (i.e. benzylic thiol) substituents accommodate the Pn's trigonal pyramidal geometry and thiophilicity. Addition of a mild oxidant (I<sub>2</sub>) and a Pn salt to dithiols affords selective synthesis of disulfide dimers to



hexamers (**Scheme 2**) over competing polymers. These

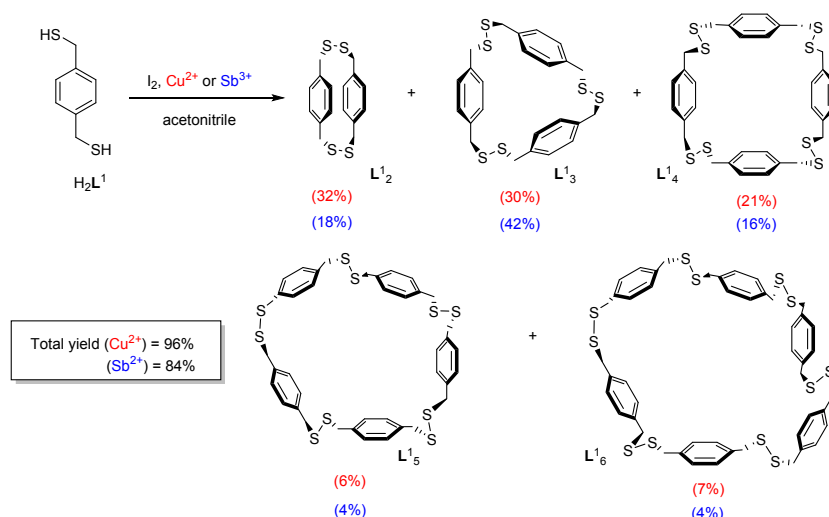
**Scheme 1.** a) Iodine oxidation of a dithiol to macrocyclic disulfides with or without pnictogen additives. b) Iodine oxidation of a trithiol to a three-dimensional tetrahedral cage.

<sup>a</sup> Department of Chemistry & Biochemistry and Materials Science Institute, University of Oregon, Eugene, Oregon, USA 97403-1253.

E-mail: dwj@uoregon.edu; Fax: +1-541-346-4643; Tel: +1-541-346-1695

<sup>b</sup> CAMCOR – Center for Advanced Materials Characterization in Oregon, University of Oregon, Eugene, OR 97403-1443, USA

Electronic Supplementary Information (ESI) is available below.



**Scheme 2.** Comparison of pnictogen trichloride and copper(II) additives in the oxidation of  $H_2L^1$  to produce a series of discrete disulfide macrocycles (3 mM solution, 1 equiv.  $H_2L^1$ , 2 equiv.  $I_2$ , 2 equiv. additive).

disulfides can then be kinetically captured *via* sulfur extrusion with hexamethylphosphorous triamide (HMPT), providing a direct route to stable thioethers in high yields.<sup>16</sup> The final sulfur atom of thioethers can be extruded to yield hydrocarbon cyclophanes,<sup>17,22</sup> which show potential to be excellent precursors for ring-opening polymerizations to form, for example, commercially relevant parylene derivatives.<sup>23</sup>

Herein we report this process of “metalloid”-assisted disulfide self-assembly is not only the domain of the Group 15 elements:  $Cu^{2+}$  also serves as an effective additive for the self-assembly and ultimate covalent capture of a variety of known and new disulfides and thioether (thia)cyclophanes.  $Cu^{2+}$  has been used as a benign catalyst or as a mediating reagent in many important transformations,<sup>24,25</sup> and since metal complexes of  $Cu^{2+}$  with thiolate ligands are known,<sup>26</sup> such complexes were expected to promote our self-assembly process. To our delight, the clean formation of disulfides was observed upon the addition of 2.0 equivalents of  $Cu^{2+}$  to a reaction mixture of 1.0 equivalent of the dithiol  $H_2L^1$  and 2.0 equivalents of  $I_2$  in acetone- $d_6$ . The counter anions do not appear to play a significant role in dictating the formation of the disulfides. Use of either  $CuCl_2$  and  $Cu(BF_4)_2$  in this system yielded virtually the same products. We use this method to report the syntheses of 13 previously known thiacyclophanes ( $L^1_2$ - $L^1_6$ ,  $L^2_2$ - $L^2_6$ ,  $L^3_2$ ,  $L^3_4$ ,  $L^{1,5nap_3}$ ) and then use the method to synthesize what we believe to be the first reported naphthalene-bridged cyclophanes, synthesizing nine new disulfides ( $L^{1,4nap_2}$ - $L^{1,4nap_6}$  and  $L^{2,6nap_2}$ - $L^{2,6nap_5}$ ), isolating seven of them ( $L^{1,4nap_2}$ - $L^{1,4nap_5}$  and  $L^{2,6nap_2}$ - $L^{2,6nap_4}$ ), and converting two to thioethers (**1**, **2**).

Preliminary studies in acetone showed that while this method could prepare the desired disulfide assemblies, poor yields arose from the low solubility of the presumed Cu-thiolate intermediate. The yield was optimized by switching solvent to acetonitrile, which could allow an increase in the scalability of the thiol-to-disulfide transformation compared to traditional cyclophane synthesis, in which the concentration of starting material must be kept dilute to prevent oligomerization.<sup>16</sup>

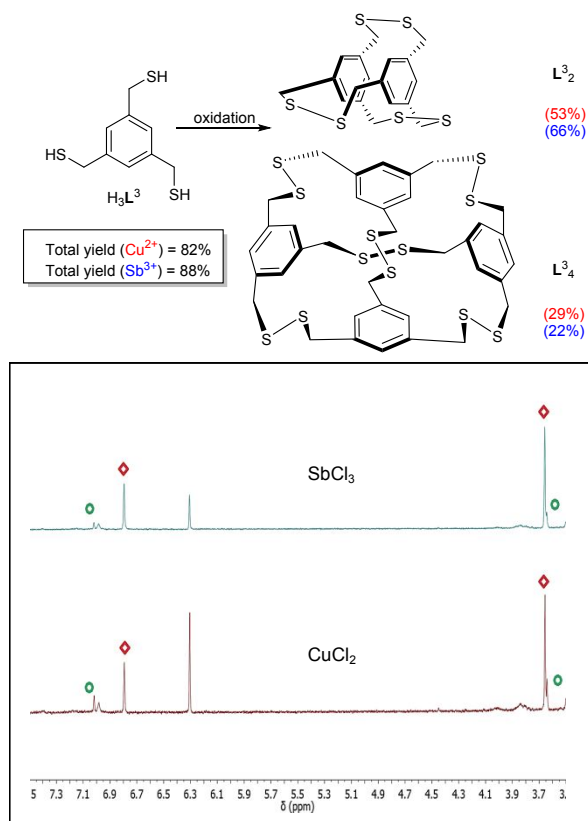
Previous studies using an  $As^{3+}$  additive revealed that selectivity at low concentrations gave preferential assembly of the dimer ( $L^1_2$ ), whereas at higher concentrations ( $[As^{3+}] > 0.25$  mM), the trimer ( $L^1_3$ ) was the dominant species.<sup>15</sup> In contrast, when  $Cu^{2+}$  was used as the additive, the dimer  $L^1_2$  was found to be the dominant species even at a relatively high  $[Cu^{2+}]$  (3.0 mM compared to 0.25 mM). One exciting feature of using  $Cu^{2+}$  as the additive for the oxidation reaction of thiol ligand was that disulfide oxidation occurred rapidly in air, indicating  $I_2$  was not strictly required as the oxidant. Disulfide structures and some Cu-thiolate intermediates were observed immediately after  $Cu^{2+}$  was added to  $H_2L^1$  open to air. After about four days, intermediate thiol-metal complexes disappeared, giving rise to a clean  $^1H$  NMR spectrum featuring only resonances attributed to disulfide macrocycles (although the reaction is much faster with stoichiometric iodine; **Figure S3**).

To better understand whether  $Cu^{2+}$  is acting catalytically or stoichiometrically, we conducted a quantitative study of Cu-assisted iodine oxidation by varying the amount of  $CuCl_2$ . Reaction with 1.0 equivalent of  $H_2L^1$ , 2.0 equivalent of  $I_2$ , and 2.0 equivalents of  $Cu^{2+}$  (in acetonitrile- $d_3$ ) went to completion almost immediately, as the  $^1H$  NMR spectrum showed no sign of starting materials or any Cu-thiolate intermediates. We observed similar results in reactions with excess  $Cu^{2+}$ , whereas sub-stoichiometric amounts of  $Cu^{2+}$  decreased product yields almost linearly (**Table S1**). These experiments suggested that  $Cu^{2+}$  is not a catalyst (or at least not a highly active catalyst), but likely a stoichiometric reagent as reactions using sub-stoichiometric amounts of  $Cu^{2+}$  appeared to reach an equilibrium of disulfides and Cu-thiolate intermediates that remained almost unchanged after 4 hours.

Our previously reported Pn-directed self-assembly method also exhibited modest tolerance to substitution on the aryl ring.<sup>16</sup> The Cu-directed self-assembly also showed this same tolerance (the scope of which we are currently exploring). Methoxy-substituted disulfide macrocycles were again isolated from the reaction with either additive (**Figure S4**), indicating

that  $\text{Cu}^{2+}$  is an effective alternative for  $\text{Sb}^{3+}$  in these self-assembly reactions in general.

To demonstrate that  $\text{Cu}^{2+}$  is a more benign alternative for the oxidation reaction more broadly, the reactivity of  $\text{Cu}^{2+}$  and  $\text{Sb}^{3+}$  additives were compared in another more complex system. Previously, Pn-assisted iodine oxidation<sup>16</sup> was used to synthesize strained compounds like  $\text{L}^3_2$  or tetrahedral cages like  $\text{L}^3_4$  by oxidizing  $\text{H}_3\text{L}^3$  (Figure 1). We now show that these two compounds can also be efficiently prepared with  $\text{CuCl}_2$ . Using tetrachloroethane as the internal standard, we quantify the ratio of  $\text{L}^3_2$  to  $\text{L}^3_4$  as 3:1 in the system with  $\text{Sb}^{3+}$  and 1.8:1 in the system with  $\text{Cu}^{2+}$ . We have shown in the  $\text{H}_2\text{L}^1$  system that this method is sensitive to solvent effects that can vary the product distribution of disulfide macrocycles.<sup>27</sup> Concentration effects are also well-known for these types of macrocycles, in which smaller species tend to dominate at lower concentration.<sup>27</sup> We were thus surprised to find that the identity of the additives could also contribute to a change in product distribution. With all variables kept constant, switching out one additive to another could amplify a product within the dynamic mixture relative to its equilibrium distribution based on apparently subtle supramolecular interactions during self-assembly.<sup>13,14</sup>



**Figure 1.**  $^1\text{H}$  NMR of the oxidation of  $\text{H}_3\text{L}^3$  to form  $\text{L}^3_2$  and  $\text{L}^3_4$ . Top:  $\text{Sb}^{3+}$  additive. Bottom:  $\text{Cu}^{2+}$  additive. Green circle denotes the dimer  $\text{L}^3_2$ , red diamond denotes the tetrahedron  $\text{L}^3_4$ .

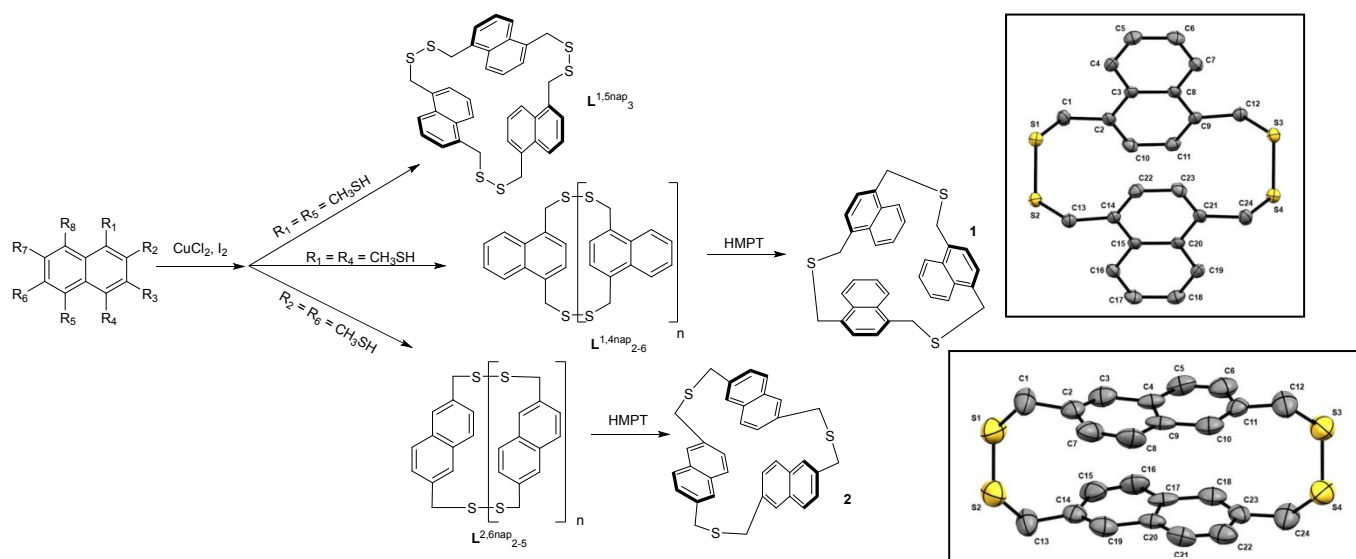
Having this new additive to access a variety of discrete disulfides, we also attempted to synthesize  $\text{L}^{1,5\text{nap}}_3$  using  $\text{Cu}^{2+}$  as an additive. Previously, the crystal structure of  $\text{L}^{1,5\text{nap}}_3$  was isolated over a slow-evaporation process, but a directed synthesis was not yet reported.<sup>15</sup> In this work, the synthesis of

$\text{L}^{1,5\text{nap}}_3$  was possible using 1,5-bis(mercaptomethyl)naphthalene,  $\text{I}_2$  and  $\text{CuCl}_2$  in acetonitrile- $d_3$ .  $\text{L}^{1,5\text{nap}}_3$  formed as a dominant product in 79% yield (Scheme 3).

Inspired by the observation that the  $\text{Cu}^{2+}$  additive selectively favors  $\text{L}^{1,5\text{nap}}_3$  over other naphthyl disulfide structures (such as  $\text{L}^{1,5\text{nap}}_2$ ,  $\text{L}^{1,5\text{nap}}_4$ , etc.) we were curious to see if these reaction conditions could be used to form previously unknown cyclophanes from other naphthalene isomers: 1,4- and 2,6-bis(mercaptomethyl)naphthalene (Scheme 3). We observed the formation of disulfides of all sizes ranging from dimer to pentamer ( $\text{L}^{2,6\text{nap}}$ ) or hexamer ( $\text{L}^{1,4\text{nap}}$ ) in the circulating gel permeation chromatograms (GPC) (Figure S15, S16). In each system the trimer was again the dominant species:  $\text{L}^{1,4\text{nap}}_3$  formed in 43% yield and  $\text{L}^{2,6\text{nap}}_3$  in 45% with the collection of discrete macrocycles forming in 90+% yield in each case (see ESI). We were able to grow single crystals suitable for X-ray diffraction for the dimeric disulfides in each system (Scheme 3, right) confirming the success of our method.

To the best of our knowledge, these are the first examples of naphthalene-bridged cyclophanes to be reported. Therefore, we sought to carry these species on to the more stable, covalently trapped thioether cyclophanes. For each ligand system, the trimer disulfides were chosen to carry on to the corresponding thioether species since non-dimeric cyclophane structures are harder to synthesize than two-fold symmetric species in traditional stepwise approaches. Circulating GPC allowed for clean separation of each disulfide trimer from the crude mixture and sulfur extrusion using HMPT was utilized to give rise to two new thioethers **1** and **2** (Scheme 3). These studies once again stressed the utility of this method to self-assemble complex macrocycles from extended dithiol ligands.

In this work we discussed a new approach for the clean and rapid formation of libraries of disulfides through a self-assembly method. By switching out the toxic metalloids  $\text{As}^{3+}/\text{Sb}^{3+}$  for more benign  $\text{Cu}^{2+}$  salts, a great diversity of known and new discrete disulfides was reported, which can be kinetically trapped through a variety of pathways, such as sulfur extrusion.<sup>11</sup> This study also highlights the internal handles (reagent equivalents, concentration) for regulating disulfide distribution; further work will explore the external handles (temperature, guests, etc.) that might also affect the product distribution. We are optimistic this approach might provide a parallel avenue toward the generation of self-assembling libraries in which one element of the system is amplified and isolated by altering the identity of the additive in a dynamic system. While  $\text{As}^{3+}$  and  $\text{Sb}^{3+}$  are effective additives for these self-assembly reactions, we feel the use of  $\text{Cu}^{2+}$  salts is a more approachable, and perhaps “greener”, synthetic alternative. With this greener tool, we synthesized three previously unknown cyclophane systems, and this method could prove scalable to enable further applications of this approach.



**Scheme 3.** Cu-assisted iodine oxidation and sulfur extrusion of naphthalene-bridged cyclophanes. (right) ORTEP diagrams of  $L^{1,4nap_2}$  and  $L^{2,6nap_2}$ .

This work was supported by NSF grant CHE-1609926. This work was supported by the Bradshaw and Holzapfel Research Professorship in Transformational Science and Mathematics to DWJ. The authors acknowledge the use of UO CAMCOR facilities, including NSF MRI instrumentation grant CHE-1427987, and we thank Dr. Nathanael Lau for assistance with the TOC graphic.

## Conflicts of interest

There are no conflicts to declare.

## Notes and references

- M. Fujita in *Molecular Self-Assembly Organic Versus Inorganic Approaches*, Springer, Berlin, Heidelberg, **2000**, pp 177–201.
- J.-M. Lehn, *Chem. Soc. Rev.* 2007, **36**, 151–160.
- M. Yoneya, S. Tsuzuki, T. Yamaguchi, S. Sato and M. Fujita, *ACS Nano* 2014, **8**, 1290–1296.
- L. Liu, G. Lyu, C. Liu, F. Jiang, D. Yuan, Q. Sun, K. Zhou, Q. Chen and M. Hong, *Chem. Eur. J.* 2017, **23**, 456–461.
- M. Fujita, S. Nagao and K. Ogura, *J. Am. Chem. Soc.* 1995, **117**, 1649–1650; S. Sato, Y. Ishido and M. Fujita, *J. Am. Chem. Soc.* 2009, **131**, 6064–6065.
- V. M. Cangelosi, T. G. Carter, L. N. Zakharov and D. W. Johnson, *Chem. Commun.* 2009, 5606–5608.
- E. N. Salgado, R. J. Radford and F. A. Tezcan, *Acc. Chem. Res.* 2010, **43**, 661–672.
- M. Raynal, P. Ballester, A. Vidal-Ferran and P. W. N. M. van Leeuwen, *Chem. Soc. Rev.* 2014, **43**, 1660–1733.
- C. J. Brown, F. D. Toste, R. G. Bergman and K. N. Raymond, *Chem. Rev.* 2015, **115**, 3012–3035.
- A. B. Grommet and J. R. Nitschke, *J. Am. Chem. Soc.* 2017, **139**, 2176–2179.
- S. Jiang, J. T. A. Jones, T. Hasell, C. E. Blythe, D. J. Adams, A. Trewin and A. I. Cooper, *Nat. Commun.* 2011, **2**, 207–213.
- Y. Jin, C. Yu, R. J. Denman and W. Zhang, *Chem. Soc. Rev.* 2013, **42**, 6634.
- C.-W. Hsu and O. Š. Miljanić, *Chem. Commun.* 2016, **52**, 12357–12359.
- J. Li, J. M. A. Carnall, M. C. A. Stuart and S. Otto, *Angew. Chem. Int. Ed.* 2011, **50**, 8384–8386.
- M. S. Collins, M. E. Carnes, A. C. Sather, O. B. Berryman, L. N. Zakharov, S. J. Teat and D. W. Johnson, *Chem. Commun.* 2013, **49**, 6599.
- M. S. Collins, M. E. Carnes, B. P. Nell, L. N. Zakharov and D. W. Johnson, *Nat. Commun.* 2016, **7**, 11052–11058.
- F. Vögtle, J. Gross, C. Seel and M. Nieger, *Angew. Chem. Int. Ed. Engl.* 1992, **31**, 1069–1071.
- V. Boekelheide, I. D. Reingold and M. Tuttle, *J. Chem. Soc., Chem. Commun.* 1973, **12**, 406.
- H.-E. Högberg, B. Thulin and O. Wennerström, *Tet. Lett.* 1977, **18**, 931–934.
- Y. Sekine, M. Brown and V. Boekelheide, *J. Am. Chem. Soc.* 1979, **101**, 3126–3127.
- H. Takemura, M. Nagaoka, C. Kawasaki, K. Tokumoto, N. Tobita, Y. Takano and T. Iwanaga, *Tet. Lett.* 2017, **58**, 1066–1070.
- J. Gross, G. Harder, A. Siepen, J. Harren, F. Vögtle, H. Stephan, K. Gloe, B. Ahlers, K. Cammann and K. Rissanen, *Chem. Eur. J.* 1996, **2**, 1585–1595.
- G. Campbell in *Modern plastics encyclopedia for 1968-69*, McGraw-Hill Inc., New York, 1968; Vol. 45: 14a, pp 10036. *J. Appl. Polym. Sci.* 1969, **13**, 1580.
- H. Zhou, W. Jian, B. Qian, C. Ye, D. Li, J. Zhou and H. Bao, *Org. Lett.* 2017, **19**, 6120–6123.
- T.-Y. Zhang, C. Liu, C. Chen, J.-X. Liu, H.-Y. Xiang, W. Jiang, T.-M. Ding and S.-Y. Zhang, *Org. Lett.* 2018, **20**, 220–223.
- E. C. M. Ording-Wenker, M. van der Plas, M. A. Siegler, S.

- Bonnet, F. M. Bickelhaupt, C. Fonseca Guerra and E. Bouwman, *Inorg. Chem.* 2014, **53**, 8494–8504.
- 27 M. S. Collins, N.-M. Phan, L. N. Zakharov and D. W. Johnson, *Inorg. Chem.* 2018, **57**, 3486–3496.