



**Environmental
Science**
Nano

**Doing Nano-Enabled Water Treatment Right: Sustainability
Considerations from Design and Research through
Development and Implementation**

Journal:	<i>Environmental Science: Nano</i>
Manuscript ID	EN-CRV-06-2020-000584.R1
Article Type:	Critical Review

SCHOLARONE™
Manuscripts

1
2
3 **Doing Nano-Enabled Water Treatment Right: Sustainability Considerations from Design**
4 **and Research through Development and Implementation**
5

6 Falinski MM^{1,2}, Turley RS^{1,3}, Kidd J^{1,4}, Lounsbury AW^{1,2}, Lanzarini-Lopes M^{1,4}, Backhaus A^{1,2},
7 Rudel HE^{1,2}, Lane MKM^{1,2}, Fausey CL^{1,2}, Barrios AC^{1,4}, Loyo-Rosales JE^{1,5}, Perreault F^{1,4},
8 Walker WS^{1,6}, Stadler LB^{1,5}, Elimelech M^{1,2}, Gardea-Torresdey JL^{1,3}, Westerhoff P^{1,4},
9 Zimmerman JB^{1,2,7*}
10
11

12
13 ¹ Nanosystems Engineering Research Center for Nanotechnology Enabled-Water Treatment
14

15
16 ² Department of Chemical and Environmental Engineering, Yale University, New Haven, CT
17
18 06511, USA
19

20
21 ³ Department of Chemistry and Biochemistry, University of Texas at El Paso, El Paso, TX
22
23 79968, USA
24

25
26 ⁴ School of Sustainable Engineering and the Built Environment, Arizona State University,
27
28 Tempe, AZ, 85008, USA
29

30
31 ⁵ Department of Civil and Environmental Engineering, Rice University, Houston, TX 77005,
32
33 USA
34

35
36
37 ⁶ Department of Civil Engineering, Center for Inland Desalination Systems, University of Texas
38
39 at El Paso, El Paso, TX 79968, USA
40

41
42 ⁷ School of Forestry and Environmental Studies, Yale University, New Haven, CT 06511, USA
43
44

45
46
47
48
49
50
51
52
53
54 In preparation: Environmental Science: Nano
55
56
57
58
59
60

Abstract

Currently, over a billion people around the world lack access to clean drinking water, industrial wastewater treatment and reuse is limited, and conventional water treatment systems cannot adequately treat all contaminants of concern. Nanotechnology-enabled water treatment (NWT) has begun to emerge as a viable option to address many of the problems facing the water treatment status quo, either through cost reducing performance enhancements or filling unmet niches. Advancements in fundamental nanoscience allow unprecedented use of catalysis and energy from across the broad electromagnetic spectrum, as well as unique physicochemical properties, to purify drinking water, treat industrial wastewater, and access unconventional water supplies. However, before fully adopting NWT, it is imperative that the devices are both safe and sustainable, enhancing acceptance from consumers, government, non-government organizations, and industry. We suggest that we are in a unique window of time to “*do nano right*” by making key sustainability considerations very early in nano-water technology development. To this end, we have developed a framework based on three guiding research questions aimed at understanding the breadth of sustainability considerations for NWT at each of the four major life cycle stages – extraction, production, use, and end-of-life. In following this framework, researchers and product developers can design nano-enabled water treatment devices that perform well *and* are both safe and sustainable. By presenting the current state of sustainable NWT and specifying gaps in the literature, the present review aims to further develop NWT to be the best alternative to conventional water treatment across a variety of sectors.

Environmental significance

As nanotechnology-enabled water treatment becomes more ubiquitous, potential impacts from metal extractions, production and related energy demands, material demands, worker exposures, release during the use phase, and materials entering landfills and incinerators may all increase. This review outlines the work that has been done and highlights the areas where more work is needed, with the overall goal of maintaining the functional performance of nanotechnology-enabled water treatment devices, while minimizing negative impacts on the environment or human health.

1.0 Introduction

The National Academies of Engineering Grand Challenges for the 21st Century report included the meaningful goal of “[providing] ... clean water globally”⁵ to the over 1 billion people who do not currently have adequate access to safe drinking water, a significant contributor to over 5,000 diarrhea-related deaths per day⁵. Additionally, significant barriers are growing for industrial wastewater treatment and reuse within urban communities and for applications that are not well connected to centralized water treatment systems (e.g., agriculture, produced oil and gas, mining). For example, with the growing global population and shifting preferences for higher-value foods, especially in developing countries, agricultural production is expected to increase by roughly 70% by 2050⁶. This will exacerbate current availability of suitable quality water supplies to use on arable lands, while increasing potential groundwater or surface water contamination (nitrate, pesticides, herbicides, bulk salts, etc.). The pursuit of clean water for drinking, and a myriad of other uses, faces many challenges encompassing quantity and quality issues. The issues range from securing an adequate, accessible supply to aging infrastructure and increasing costs resulting from the effects of climate change on long-term supply ¹¹.

A major barrier to these challenges in both developed and developing countries is technology suitability¹². In the developing world, especially in rural areas, many of the common water treatment techniques fail to adequately treat known inorganic, organic, and biological contaminants due to mismatches between the device and the community as a result of relatively high cost and technological complexity¹³. In both settings, excess stress on water supplies from contaminants of emerging concern including chemicals (e.g., per- and polyfluoroalkyl substances, pharmaceuticals¹⁴) or microbial agents (e.g., emerging viruses, antibiotic resistant

1
2
3 genes), stricter water quality standards to protect human and ecosystem health, and the rise of
4 nontraditional water sources (e.g., wastewater, seawater, brackish water, stormwater) challenge
5 the capabilities of traditional water treatment technologies¹⁵. Conventional water treatment
6 processes generally rely upon large and chemically intensive Victorian-age technologies. While
7 capable of meeting current regulatory limits, these processes present environmental, economic,
8 and sustainability concerns. Furthermore, some conventional processes are energy intensive,
9 contributing to high economic costs and carbon emissions^{16, 17}. Other processes generate an
10 abundance of waste chemicals, produce carcinogenic byproducts during disinfection processes,
11 or are non-selective, leading to material inefficiencies and, subsequently, waste generation¹⁸⁻²⁰.
12 There is a need for improved water treatment technologies, where the definition of performance
13 is expanded to meet current regulatory requirements while addressing emerging contaminants
14 and simultaneously considering sustainability.
15
16
17
18
19
20
21
22
23
24
25
26
27
28
29

30
31 Nanotechnology-based solutions have emerged as a promising strategy to meet water
32 quantity and quality challenges in the developed and developing world¹⁵. This is reflected in an
33 increasing focus on nanotechnology-enabled water treatment (NWT) research, where the total
34 number of articles being published per year, according to data from Web of Science, has seen a
35 nearly 6-fold increase from 2009 to 2019 (Figure 1). The year-over-year percent increase in
36 articles about nanotechnology and water treatment (“nano* water treatment”) outpaces the
37 increase of all nanotechnology-related (“nano*”) articles, with average increases of 19.3% and
38 8.9%, respectively, suggesting that interest in NWT is becoming more significant in the field
39 relative to other nano-enabled applications.
40
41
42
43
44
45
46
47
48
49
50

51 However, if NWT is going to emerge as a viable advancement over conventional water
52 treatment processes, there is a need to ensure that the benefits of nanotechnology outweigh its
53
54
55
56
57
58
59
60

1
2
3 impacts²⁴. Understanding the impacts of a material or technology relative to its benefits can
4
5 inform design choices towards maximizing functional performance while minimizing or
6
7 eliminating environmental, economic, and social impacts²⁵. Like any technology,
8
9 nanotechnology exerts an environmental footprint that must consider embodied energy, human
10
11 toxicity, and environmental health concerns, which can occur throughout the life cycle from
12
13 material extraction, nanomaterial production, nano-enabled device production, device use, or at
14
15 the end-of-life. Materials at the nanoscale can have very different properties than their bulk
16
17 counterparts and alterations to their physicochemical structure and properties can alter their
18
19 performance and hazard profiles²⁸. As a result, there has been an increased interest in the field of
20
21 sustainable nanotechnology. While the total number of articles published in the last ten years
22
23 about nanotechnology and sustainability (“nano* AND sustainability”) are far fewer than “nano*
24
25 AND water treatment”, the percent increase in total number of articles per year generally
26
27 outpaces that for “nano*” and “nano* AND water treatment”, with an average annual growth
28
29 rate of 29.6% (Figure 1). However, there is a clear gap in research on sustainable
30
31 nanotechnology specifically for water treatment. In fact, a search for “nano* AND water
32
33 treatment AND sustainability” shows that although there is increasing interest in the topic, no
34
35 more than 70 articles that contain all three of those search terms have ever been published in one
36
37 year. There is a need for a focused discussion about sustainable nanotechnology for future NWT
38
39 devices.
40
41
42
43
44
45
46
47
48
49
50
51
52
53
54
55
56
57
58
59
60

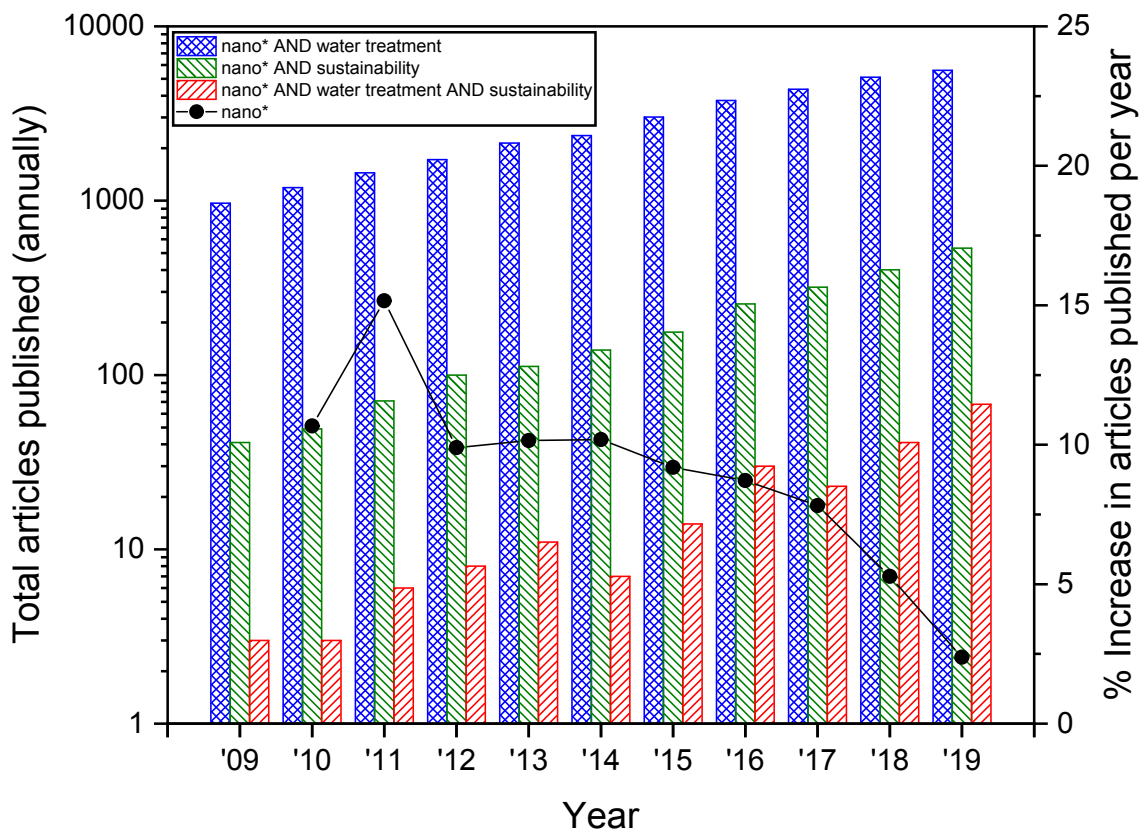


Figure 1: Result of a search on Web of Science for the terms “nano*”, “nano* AND water treatment”, “nano* AND sustainability”, and “nano* AND water treatment AND sustainability”. The bars represent the total number of articles for the search terms “nano* AND water treatment”, “nano* AND sustainability”, and “nano* AND water treatment AND sustainability” published per year, while the line and scatter plot represent the % increase in articles published per year for the term “nano*”.

NWT devices that are safe, sustainable, and functional are also essential to guarantee acceptance by stakeholders, including from governments, non-governmental organizations, industry, and consumers, lest the technology suffer rejection, similar to that faced by genetically modified organisms in Europe²⁹. As of right now, the literature on perception and acceptance of nanotechnology and water is quite sparse, and global surveys have found that public awareness of nanotechnology is quite low compared to other innovative technologies^{30, 31}. This provides an

1
2
3 opportunity to optimize NWT technologies, so as awareness increases, the chances of
4 stakeholder rejection are minimized.
5
6

7
8 Here, we discuss considerations related to performance, safety, and sustainability across
9
10 the entire life cycle of NWT. We advocate weighing these factors early in the development
11
12 process (i.e., before or during technology readiness level one³⁴), during ideation stages of
13
14 technology development, because key decisions made then have been shown to impact overall
15
16 sustainability of solutions as technologies come to the marketplace. Specifically, we explore the
17
18 following three questions that should be asked before a nanotechnology-enabled device is
19
20 employed for water treatment:
21
22

- 23
24 1) When and where does nanotechnology offer advantages in addressing global water
25
26 challenges over existing technologies?
27
28
- 29
30 2) How are nanomaterial/nano-enabled devices made, and what safety and sustainability
31
32 concerns are there?
33
- 34
35 3) What happens to the nanomaterials during and after their use in water treatment devices?
36

37
38 The first question will be addressed in Section 2 by covering current strategies to maximize
39
40 NWT performance through informed design using structure-property-function relationships²⁴.

41
42 This will be followed by a review of advantages of NWT over traditional water treatment,
43
44 including the introduction of potential assessment tools to ensure that nano-enabling a water
45
46 treatment technology is ideal and appropriate for a given community. The other two questions
47
48 are focused on the safety and sustainability of nanomaterials and NWTs. Section 3, which
49
50 responds to the second question, focuses on current and future implications during the extraction
51
52 of precursor materials and assessments that can be employed during nanomaterial and NWT
53
54 manufacturing to limit negative impacts. These include the use and replacement of rare and
55
56
57
58
59
60

1
2
3 critical metals in devices, the promising green chemistry assessments that can help make
4 synthesis more sustainable, evaluations of the current implications of nanotechnology
5 development, and concerns around worker exposure to nanoparticles. Finally, the third question
6 is answered by Section 4, which addresses the use and end-of-life safety and sustainability of
7 NWT. In this section, risk reduction strategies through reduced exposure and reduced
8 nanotechnology hazard are discussed, as is the current and future state of nanotechnology at the
9 end-of-life. In seeking answers to these three questions, researchers and product developers can
10 ensure that nano-enabled devices designed for water treatment perform well *and* are both safe
11 and sustainable.
12
13
14
15
16
17
18
19
20
21
22
23
24

25 **2 The Promise of Nanotechnology in Water Treatment**

26
27
28
29

30 Before employing any technology, including NWT technologies, it is important that
31 functional specifications and use-scenarios are well-defined. Typical factors of interest include
32 efficacy, efficiency, cost, product lifetime, and, increasingly, environmental and social impacts.
33 These factors are common across industries and end-users, and understanding each of these
34 factors can inform both the selection and the design of nanomaterials to maximize structure-
35 property-function relationships. However, it is important that new technologies are more
36 beneficial than current technologies, while also being appropriate for the needs of a community.
37 For example, in developing communities, there are often additional considerations that need to
38 be identified through stakeholder engagement and an analysis of the community's capacity and
39 needs³⁹. If current technologies are insufficient and/or inappropriate for a given community, new
40 technologies, including nanotechnology, can offer advantages in efficiency, effectiveness, and
41 appropriateness. As a result, the promise of nanotechnology in water treatment systems will be
42
43
44
45
46
47
48
49
50
51
52
53
54
55
56
57
58
59
60

1
2
3 reliant on optimizing NWT technologies through nanomaterial structure and property design,
4 strategically deciding when to use NWT-based systems instead of more traditional technologies,
5 and determining the appropriateness of emerging technologies to satisfy community needs.
6
7
8

9 10 **2.1 Manipulating structure-property-function relationships of nanomaterials for enhanced** 11 **water treatment** 12 13

14
15 Nanotechnology offers a unique array of physical, chemical, and optical properties that can
16 enhance current and future water treatment technologies⁴⁰⁻⁴². The surface area to volume ratio of
17 engineered nanomaterials (ENMs) can enhance surface activity and efficiency of catalytic (photo-,
18 electro-, and chemical) and sorptive water treatment processes⁴⁰⁻⁴⁵. Nanocatalysts can degrade or
19 transform both organic and inorganic environmental contaminants at a higher rate than bulk
20 materials^{46, 47}, while light absorbing properties of ENMs enhance photothermal water treatment
21 applications such as solar desalination⁴⁸, nano-photonics enabled solar membrane distillation⁵⁰,
22 and disinfection processes⁵¹. The magnetic properties of some specific nanomaterials have shown
23 potential in water treatment for particle recovery, regeneration, and ultimately reuse, eliminating
24 the issue of waste chemicals commonly found in centralized conventional water treatment^{19, 52}. For
25 point-of-use applications, tunable ion release provides pathogen disinfection without the need for
26 traditional storage, transport, and dosing of chemical oxidants³⁹. Similarly, non-ionic, ionic, and
27 graphitic nanomaterials have shown promise as antimicrobial agents for direct water treatment or
28 for preventing fouling material surfaces in the water treatment process⁵³⁻⁵⁵.
29
30
31
32
33
34
35
36
37
38
39
40
41
42
43
44
45
46

47 Differences in nanomaterial performance in water treatment devices or applications can be
48 a function of the nanomaterial composition^{1, 15, 41, 57, 58}, meaning that informed selection of
49 nanomaterial classes and composites can yield a higher performance, similar to the selection of
50 bulk materials and chemicals⁵⁹⁻⁶¹. However, unique to nanomaterials is the influence of altered
51
52
53
54
55
56
57
58
59
60

1
2
3 physicochemical properties at the nanoscale. From a design and selection perspective for nano-
4 enabling water treatment, it is critical to highlight that while two nanomaterials can have similar
5 elemental compositions, their efficiency and effectiveness can vary greatly with structural changes
6 (e.g., size, shape, surface functionality)^{24, 28}. Simply, a decrease in the diameter of the nanoparticle
7 can lead to higher surface area, which can contribute to increased efficiency of adsorption,
8 catalysis, and superparamagnetism⁴⁰⁻⁴². Changes in nanoparticle size also leads to changes in
9 plasmonic properties, light scattering and absorption, and peak resonance⁶². Further, carbon
10 nanomaterials can have variable antimicrobial activity based on dimensionality, size, and aspect
11 ratios with a lower aspect ratio^{63, 64} and decreased sheet size⁶⁵ resulting in more efficacious 1D and
12 2D materials, respectively. Shape, and, subsequently, related exposed crystal facet, in addition to
13 size of ENMs has emerged as a critical nanomaterial attribute impacting the efficiency and
14 effectiveness of mechanisms relevant to water treatment including sorbate selectivity⁶⁸, enhanced
15 photodegradation of contaminants⁶⁹⁻⁷¹, and microbial inhibition^{69, 72-74}. Nanoparticle crystallinity
16 and crystal structure, which can be controlled during synthesis or post-synthesis processing of
17 nanomaterials, has also been linked to differences in photocatalytic activity and the related
18 degradation of contaminants^{75, 76}, the adsorption capacity of organic and inorganic pollutants^{78, 79},
19 and magnetic behavior of nanomaterials⁸⁰, among other functional benefits.

20
21
22
23
24
25
26
27
28
29
30
31
32
33
34
35
36
37
38
39
40
41
42
43
44
45
46
47
48
49
50
51
52
53
54
55
56
57
58
59
60

Surface functionalization of nanoparticles can serve as a method to increase not only stability and dispersibility while integrating ENMs into macroscale treatment processes (e.g., dispersion in polymers used for membranes), but also their overall performance (i.e. selective binding of target pollutants on reactive surfaces⁴²). Surface functionalization and modifications can be added through physisorption or covalent links, via techniques like oxidation or ligand exchange⁸¹⁻⁸³, while a core/shell structure can be designed to take advantage of the properties of

1
2
3 multiple materials. Surface functionalization can improve nanomaterial dispersion in liquid and
4
5 composite matrices, which leads to improvements in desirable properties like catalytic and
6
7 oxidative reactivity, photocatalytic activity, paramagnetism, sorption capacity, and antimicrobial
8
9 activity⁸⁴⁻⁸⁷, while ligand surface functionalization also contributes to enhanced selectivity for
10
11 specific target contaminants⁸⁸ and photocatalytic activity⁸⁹. The core/shell structure offers further
12
13 opportunities to enhance nanomaterial performance in water treatment by providing
14
15 multifunctionality, such as stability, tunability, reactivity, and recovery of the nanoparticle⁹².
16
17 Understanding and employing various sizes, shapes, surface functionalities, and core/shell
18
19 structures can lead to higher-performing NWT devices, allowing for these novel technologies to
20
21 compete with conventional treatment technologies.
22
23
24
25

26 27 **2.2 When to nano-enable water treatment technology**

28
29 Several NWT technologies have been shown to out-compete current treatment techniques
30
31 for some contaminants on a price-per-unit of contaminant remediated basis^{57, 93}. However,
32
33 supplanting current technologies at-scale can be difficult even when the alternative is price-
34
35 competitive due to the risk-averse nature of cities, regulators, and utilities as well as the large up-
36
37 front costs of implementing a new technology⁹⁴. In these cases, there is an opportunity to account
38
39 for costs beyond capital and operating expenditures, where there is an external cost to the
40
41 environment or public health that is not currently borne by the manufacturer or operator. For
42
43 example, municipal wastewater treatment can produce large quantities of waste sludge that can
44
45 offer soil enhancement properties for land applications, but come at a potential microbiological
46
47 or legacy chemical toxicity risk, depending on the disposal technique¹⁹. Conventional water
48
49 treatment processes rely on large quantities of chemicals, such as aluminum- or iron- based
50
51 coagulants (which are disposed to landfills and rarely regenerated and reused²⁰) and disinfectants
52
53
54
55
56
57
58
59
60

1
2
3 (which can yield carcinogenic disinfection byproducts (DBPs)^{18, 95, 96}), while nanomaterials used
4
5 for water treatment have been shown to be regeneratable and limit the production of harmful
6
7 DPBs^{41, 97, 98}. Beyond direct cost and sustainability considerations, alternative technologies are
8
9 potentially more viable than traditional technologies if they are more effective, more efficient, or
10
11 occupy an unfulfilled but critical niche. This is the case with many difficult to destroy legacy
12
13 pollutants (e.g., nitrate, perchlorate) and emerging contaminants (e.g., per- and polyfluoroalkyl
14
15 substances - PFAS) which are neither effectively nor efficiently remediated by conventional
16
17 water treatment systems. For example, removal of naturally occurring oxyanions of human or
18
19 ecosystem health concern (e.g., arsenite, selenate, and chromate) by conventional adsorbents is
20
21 inhibited by competing anions (e.g., carbonate, sulfate, phosphate, etc.)¹⁰⁰. By exploiting
22
23 nanoscale phenomena and crystal facet engineering, NWT technologies have demonstrated
24
25 selectively toward target contaminants over competitors, increasing overall efficiency⁴². Further,
26
27 while the cleaving of the strong C-F bond in PFAS cannot be accomplished by most
28
29 conventional water treatment technologies, the properties that are unique to the nanoscale, such
30
31 as enhanced photocatalysis and adsorption, has been demonstrated to help cleave the C-F
32
33 bond¹⁰¹. Centralized conventional water treatment also faces significant cost- and resource-
34
35 barriers for many off-grid industrial applications, developing communities, and rural areas,
36
37 leading to a need for smaller-scale systems that are promising for the implementation of
38
39 nanotechnology¹⁰²⁻¹⁰⁴.

46
47 A variety of technological assessments should be employed to understand if
48
49 nanotechnology can act as a suitable replacement for current technologies, and how to best
50
51 optimize nanomaterials for use. There have been many tools designed to assess the sustainability
52
53 of (nano)materials and (nano)technology, some of which can be found in Table 1. While some
54
55
56
57
58
59
60

tools, such as life cycle assessment (LCA) and risk assessment (RA), have become more established in the literature for nanotechnology assessment, many other tools are either in their infancy (i.e., they are just recently being “nanotized”) or have not been adapted for NWT.

Table 1: Assessment tools that have been modified to consider nanomaterials and nanotechnology, as well as descriptions of the tools, the opportunities for the tools to assess NWT, and the limitations specific to each tool that should be overcome to improve their assessment of NWT.

Assessment Tool	Description	Opportunities for NWT	Unique Limitations for NWT
Life Cycle Assessment ¹⁰⁵⁻¹⁰⁸	A systematic technique for determining the environmental impacts of products, processes, or services across their entire life cycle	Considers each part of the lifecycle, and can inform better synthesis and manufacturing techniques for NWT devices	Defining a consistent functional unit is difficult for NWT, and releases and impacts during use and at end-of-life are not well understood
Risk Assessment ¹⁰⁹⁻¹¹²	An approach to estimate the probability of adverse human or environmental health impacts caused from the exposure to materials or processes	Many commonly used NWT materials, such as TiO ₂ , have undergone multiple risk assessments in the literature	Nanoparticle releases and transformations during water treatment and subsequent human and environmental exposure are still not well known
GUIDEnano Tool ¹¹³	A web-based tool to guide risk mitigation and derive safety limit values based on existing studies	Decisions are based on published literature, allowing for model adjustments based on published data on physicochemical property impacts	Highly reliant on existing (eco)toxicity literature, which may not exist for emerging NWT materials, or materials with poorly studied physicochemical alteration
LICARA nanoSCAN ¹¹⁴	A tool that simultaneously evaluates risks and benefits of new or existing nanoproducts and compares them against reference products	Minimal amounts of data are required to get initial results, which can further guide design in a relatively new industry	Results are only semi-quantitative and do not consider how variability in physicochemical properties affect benefits
Quantitative Structure-Activity Relationships ¹¹⁵	A method used to predict toxic hazards of materials <i>in silico</i> based on molecular structures and physicochemical properties	If enough data is collected, predictive models can be built to assess NWT materials to optimize hazard and functional performance through physicochemical design	Currently, reported data is generally not comparable across studies or aggregated in a way that can be used to build predictive models

1				
2				
3				
4				Accuracy can be
5				improved by considering
6				the impact of variable
7	Techno-economic	A framework used to	Very little needs to change	properties on
8	Assessment ¹¹⁶	simultaneously evaluate the	for TEA to be used for NWT	performance and by
9		technical and economic	devices, since TEA	improving predictions
10		performance of a product,	considers the product as a	from bench-scale to
11		usually compared to a	whole	commercial-scale
12		reference		production
13				
14	Ashby-based	Simple, facile, and fast	Easily integrated into	Designed to evaluate
15	Nanomaterial	assessment tool allowing	current material selection	nanomaterials, not nano-
16	Selection ¹¹⁷	users to simultaneously	process, and can consider	enabled devices, limiting
17		consider benefits and risks	impacts of varied	the assessment scope
18		related to nanomaterials	physicochemical processes	
19		and compare them against		
20		conventional alternatives		
21				
22				
23				
24				
25				
26				
27				
28				
29				
30				
31				
32				
33				
34				
35				
36				
37				
38				
39				
40				
41				
42				
43				
44				
45				
46				
47				
48				
49				
50				
51				
52				
53				
54				
55				
56				
57				
58				
59				
60				

While more standardized nanomaterial assessments are seemingly on the rise, the same cannot be said for assessments of NWT in particular. This is even the case for more established nano-assessment tools like LCA and RA. For example, while LCA is likely the most ubiquitous assessment tool used in nanotechnology, generally, a limited number of LCAs of NWTs have been published that directly consider both the functional unit of water treatment, and the environmental impact of the device (Table 2). Collectively, these LCAs indicate that in certain scenarios, the functionality provided by nanotechnology for water treatment applications show promise for overcoming the impacts of nano-enabling as well as reducing the environmental footprint of water treatment technologies. However, at present, no study fully considers the impacts of various synthetic methods, and none can accurately predict end-of-life or release impacts.

Table 2: Life cycle assessments of NWTs where the functional unit was explicitly defined by a treated volume of water, including the scope of the analysis (by life cycle stage, E - extraction, M - manufacturing, U - use, EoL - end-of-life), the ENM synthetic route, the functional unit considered, and any major findings.

ENM Type/Device	Application in Water Treatment	Life Cycle Phases				ENM Synthetic Route	Functional Unit	Major Findings and Environmental Impacts	Reference
		E	M	U	EoL				
TiO ₂ -anion exchange resin composite	Nanocomposite sorbent for treatment of chromium and arsenic		X	X	X	Heat induced hydrolysis at 4 and 24 hours of heating	20 million gallons water treated from 20 ppb Cr and 20 ppb As to 8 ppb Cr and 8 ppb As	Materials manufactured under lower energy conditions performed similarly to those that required higher energy during synthesis, yielding small net benefits in environmental impact	Gifford et al., 2016 ¹¹⁸
Fe(OH)-anion exchange resin composite	Nanocomposite sorbent for treatment of chromium and arsenic		X	X	X	Chemically-induced metal precipitation with variable rinsing	20 million gallons water treated from 20 ppb Cr and 20 ppb As to 8 ppb Cr and 8 ppb As	Appropriate post-synthesis processing was able to increase performance by three-fold, leading to net reduction in climate change potential and human toxicity for the higher performing ENM	Gifford et al., 2016 ¹¹⁸

TiO ₂ -activated membrane	Membrane-based water treatment with fouling mitigation	X	X			Altair chloride process, followed by electrodeposition onto PES membrane surface	1 m ² of PES membrane activated with TiO ₂ ENM needed to treat 1 m ³ feed water per hour	Production of the PES membrane had significantly higher impacts than the production and deposition of TiO ₂ ENMs in every impact category	Zuin et al., 2013 ¹¹⁹
Iron oxide nanoparticles incorporated into polymeric beads	Core materials for recoverable sorbents	X	X	X		NaBH ₄ reduction of iron acetylacetonate, followed by incorporation into polymeric beads and functionalization by surfactants	1000 L of wastewater from industrial processes	Impact of magnetic nanoparticles on climate change was highly sensitive to reclamation and reuse, where a 100% recovery had 835 times fewer climate change impacts than one with 0% recovery	Baresel et al., 2019 ¹²⁰
Gingko biloba wood membrane decorated with Pd nanoparticles	Methylene blue (MB) removal from industrial wastewaters				X	Wood was dip-coated in a heated PdCl ₂ and HCl solution to obtain Pd-coated wood membranes	Filtration membrane of size 30mm x 30mm x 5mm, with an operation volume of 1 L and MB concentration of 50 mg/L	Due to improved treatment of MB by Pd/wood membranes over non-functionalized wood membranes, use-phase impacts (human toxicity, acidification, eutrophication) decreased	Niaz et al., 2020 ¹²¹

To comprehensively assess NWT, each existing and emerging assessment tool will need to be further modified and improved. Currently, most tools operate under the assumption that all ENMs with the same composition possess the same level of both risk and performance; this limits the reliability of the results of each assessment, since risk and performance of an ENM are related to its physicochemical properties, but those relationships are hard to predict without experimental data²⁴. Furthermore, a lack of standardization of ENM characterizations, techniques, and terminologies make it difficult to model and predict outcomes based on different studies. Fortunately, there are standardization initiatives such as eNanoMapper¹²², NanoMILE¹²³, and the US-EU nanoEHS platform (www.us-eu.org) designed to fill the gaps in the literature. eNanoMapper aims to standardize terminology and ontologies used in nanoEHS assessments by improving the quantity and quality of data nanomaterial researchers and modelers have at their disposal. Additionally, NanoMILE works to establish nanomaterial reference libraries and create

1
2
3 new tools for high throughput screening and systems biology approaches, thus allowing
4
5 researchers to accurately predict the impacts of certain physicochemical properties of
6
7 nanomaterials on biological entities. The US-EU nanoEHS platform has funded numerous large-
8
9 scale projects to allow for easier comparison and aggregation of data across studies that are not
10
11 standardized. These initiatives to collect more robust, standardized, and accurate data on
12
13 nanomaterials over a wide variety of physicochemical properties can enhance the likelihood that
14
15 these models and predictions are specific and accurate, leading to the development of the most
16
17 functional and most sustainable NWT technologies.
18
19
20
21
22
23
24

25 **2.3 Using capacity factor analysis to guide appropriate technology**

26
27

28 Before technology assessment occurs, researchers make important decisions regarding
29
30 what problem to tackle, where the problem exists, and how able a community is to accept new
31
32 technology. Even when NWT offers apparent advantages in terms of functionality, there is no
33
34 one-size-fits all solution for each contaminant of concern for each community. This is especially
35
36 acute in developing communities, where water and sanitation systems are regularly deployed at
37
38 high costs (e.g., \$9.1B by the World Bank in 2017¹²⁴), but suffer high failure rates, typically in
39
40 the range of 30-60%¹²⁵. These failures are often the result of poor stakeholder management and
41
42 organization, highly complex solutions, and failure to consider the local capacity for the
43
44 project¹²⁴. Not only are these communities not receiving vital and life-saving water and
45
46 sanitation services, these failures also represent a significant waste of time, energy, and resources
47
48 that were invested in designing, building, and implementing these systems. As we pursue nano-
49
50 enabling water treatment technologies, it is imperative that lessons are taken from previous
51
52 failures and that new technologies are co-developed in participatory systems with the intended
53
54
55
56
57
58
59
60

end users. One strategy that can be employed is Capacity Factor Analysis (CFA). CFA is a process that provides a framework for evaluating a community's readiness to select, operate, and maintain drinking water and sanitation services (Table 3)^{126, 127}.

Table 3: Capacity Factor (CF) definitions and requirements, used to establish Community Capacity Levels (CCLs) and Technology Requirement Levels (TRqLs), adapted with permission from Louis and Bouabid (2004)¹²⁸. CCLs are determined by scoring a community based on the quantity and quality of public and private services provided. Similarly, each technology developed for a community is scored based on the eight TRqLs. Based on each set of scores, a technology that is most appropriate for a given community can be selected and further developed, such that the TRqL level is less than the CCL for the community, which indicates that the technology is simple enough for the capacity of each community^{126, 127}.

Capacity Factor	Definition (used to determine CCL)	Requirement (used to determine TRqL)
Service	Supply, delivery, growth	Production capability or capacity (liters per day per capita)
Institutional	Laws, regulations, administration, processes	Scope or scale of installation
Human resource	Professional, skilled labor, unskilled labor: literate, illiterate	Technology human input
Technical	Supply chain: spare parts, supplies, services	Failure rate (%) & required maintenance level
Economical & financial	Markets, mechanisms, taxes, fees, financial options	Service cost (USD\$ per capacity per year)
Energy	Sources, access, utilization, opportunity cost	Energy demand of the technology
Environmental	Carrying capacity of media; stock of resources: land, water, soil type, precipitation	Technological footprint (ft ²)
Social & cultural	Housing type transience rate, caste/class equity, female participation, community organization	Technology complexity

Successful implementation of technologies in a community requires a thorough understanding of the capacity of a community to benefit from a technology. The community's capacity level (CCL) is measured across eight different capacity factors (CFs), as is the Technology Requirement Level (TRqL). An in-depth guide to scoring each CCL and TRqL has been provided by Bouabid and Louis¹²⁶. Briefly, a CCL score is given by scoring weighted criteria

1
2
3 that make up each CF and the technology assessment is scored based on how well the technology
4 achieves certain benchmarks for each CF. While there is some clear inter-connectivity between
5
6
7
8
9
10
11
12
13
14
15
16
17
18
19
20
21
22
23
24
25
26
27
28
29
30
31
32
33
34
35
36
37
38
39
40
41
42
43
44
45
46
47
48
49
50
51
52
53
54
55
56
57
58
59
60

that make up each CF and the technology assessment is scored based on how well the technology achieves certain benchmarks for each CF. While there is some clear inter-connectivity between CFs, they are each treated and scored individually. A low CCL score generally indicates that the community has low levels of formal service for a CF, while a low TRqL is indicative of a technology that is fairly simple and does not require a highly capable community to operate. Technologies that are successfully deployed in a community tend to have a TRqL less than or equal to the CCL for each CF, since this ensures that the community is equipped to handle the incoming technology¹²⁷. For NWT devices to also be successfully implemented in water treatment projects, the same must be true. Many emerging NWT technologies have sufficiently low TRqLs to make them applicable in a wide range of developing communities. For example, when considering the “Economical & financial” impacts of NWT, several technologies are less expensive than more traditional water treatment technologies on a price-per-unit remediated basis⁵⁷, even though the manufacturing costs of some ENMs are still high¹⁰². Nanomaterials have been incorporated into sand filtration systems to treat metal contamination¹²⁹, and since this is a technique with low technological complexity, it would receive a low “Social & Cultural” TRqL score. Further, the anti-fouling properties of nanomaterials in membrane applications¹³⁰ can lower the burden of maintenance for communities that employ membrane-based water treatment technology, lowering the “Technical” TRqL of their device.

Of course, there are capacity factors for which the TRqLs of NWT are high or unknown, requiring further research to ensure a match between NWT and a community. For example, some NWT devices can require pumps or other high energy equipment. For communities off the electrical grid, this can be an issue, so the “Energy” TRqL must be lowered before that technology would be appropriate in that context. Additionally, few NWTs have been scaled up to the

1
2
3 community level, so scaled-up NWT must be proven, or point-of-use systems reliant on
4 nanotechnology must have a high enough treatment capacity to be viable in terms of the “Service”
5
6 TRqL.
7
8

9
10 However, while technological factors play a large role in the success of a project, five non-
11 technological factors have been identified and linked to project failure or success: monitoring,
12 coordination, design, training, and institutional environment¹²⁴. All of these factors are largely
13 influenced by the stakeholders involved, which can include (but are not limited to) the community
14 in need, non-governmental organizations (NGOs) and local governments, donors, and external
15 service providers¹³¹.
16
17
18
19
20
21
22
23

24 **3 Sustainable Nanomaterials from Cradle-to-Gate**

25
26
27
28 Once nanotechnology is deemed as a viable solution for water treatment based on its
29 performance and functional benefits to each community of interest, researchers and product
30 developers must ask questions of the life cycle benefits and impacts of nano-enabling the
31 technology. To begin, considering the *raw material criticality*, or the technical/economic
32 dependency and possibility of supply disruptions of the feedstock, for the nanomaterial or
33 nanotechnology is imperative. Ideally, materials are selected to increase the performance-to-
34 criticality ratio of any engineered nanomaterial for NWT¹³². Additionally, during production,
35 synthetic routes and the effects of post-synthesis processing, purification, and separation on the
36 purity and structure of nanomaterials and on the environment and human health should be
37 considered. Finally, it is important to understand and account for worker exposure and
38 environmental releases during product assembly, especially for materials deemed hazardous or
39 persistent. These considerations are not all intuitive, but they are vital to the safety and
40 sustainability of a nano-enabled water treatment technology.
41
42
43
44
45
46
47
48
49
50
51
52
53
54
55
56
57
58
59
60

3.1 Material Extraction and Transitioning to Earth-Abundant Materials

NWT technologies have employed a wide suite of elements, crystallinities, and morphologies for their variable functions. Carbon-based ENMs (e.g., graphenes, nanotubes, fullerenes, carbon black, aerogels, etc.), zero-valent metals (e.g., Ag, Au, Cu, Fe, Pd, Pt, Zn, etc.), and metal oxides (e.g., TiO₂, iron oxides, ZnO, indium oxides, etc.) each have unique properties that are relevant to a variety of water treatment processes, including adsorption, membrane processes, photocatalysis, electrocatalysis, and anti-microbial activity^{15, 133-135}.

Interestingly, multiple classes of nanomaterials based on a variety of feedstocks can demonstrate effectiveness in each of the aforementioned water treatment steps, depending on their structures and properties. As a result, material designers should increasingly consider the impacts of the extraction of the precursors used in material synthesis when choosing an ENM for a given application¹³⁶.

The social, economic, and environmental implications of material extraction can be systematically evaluated by the material criticality assessment¹³⁷, which considers three dimensions: “Supply Risk”, “Environmental Implications”, and “Vulnerability to Supply Restrictions”¹³⁸. “Supply Risk” is quantified over both the medium- and long-term and addresses the change in availability over time. “Environmental Implications” aims to quantify toxicity concerns, use of water and energy, and environmental emissions from extraction until the manufacturing front gate¹³⁸. “Vulnerability to Supply Restrictions” evaluates the importance of a material at the corporate, national, and global levels, its substitutability, and the ability to innovate away from that material at the corporate level¹³⁹.

For metallic nanomaterials, metal criticality studies can be used as a proxy to understand the criticality of the ENM precursors, and therefore, the criticality of the finalized nanomaterial

on a scale of 0-100 (with 100 being the most critical) (Table 4). Further, the synthetic efficiencies of metal and metalloid nanomaterials is quite high (often greater than 90%), meaning that the criticality of the precursors acts as a good estimate of the criticality of the produced nanomaterial¹³⁶. With an understanding of the criticality of that material against its performance, the most sustainable precursors can be chosen. For example, there are multiple metallic/metal oxide nanostructures (e.g., Pd, Pt, In, Cu, Al, Rh, and Au-based composites¹⁴⁰⁻¹⁴²) that have variable criticality and variable performance in the catalytic reduction of nitrate (Figure 2) where the criticality of each nanomaterial was based up the ratio of each precursor metal present, and the criticality score of each metal precursor came from the work of Graedel et al.^{138, 139}. Of note, a more critical material is not necessarily a higher-performing material, and substituting more abundant, less expensive, and more environmentally-friendly precursors that have similar or higher performance-to-criticality ratios should be a priority for NWT device designers.

Table 4: Supply Risk, Environmental Implications, Vulnerability to Supply Restrictions, and Overall Criticality scores of select elements commonly found in nano-enabled water treatment technologies, adapted with permission from Graedel et al. (2015)¹³⁹, where the higher criticality score indicates a more critical material and is considered less favorable (on a scale of 0-100).

Z	Element	Example NWT Application	Supply Risk (Long Term) ^{138, 139}	Environmental Implications ^{138, 139}	Vulnerability to Supply Restrictions (Global) ^{138, 139}	Overall Criticality (Global) ^{138, 139}
6	C	Anti-biofouling	---	---	---	---
7	N	Functionalization	---	---	---	---
8	O	Functionalization	---	---	---	---
13	Al	Adsorption	0.0	3.1	57.5	34.4
22	Ti	Photocatalysis	0.0	2.7	37.1	26.0
26	Fe	Adsorption	0.0	0.8	51.7	32.5
27	Co	Photocatalysis	42.5	4.3	50.9	39.5
28	Ni	Antimicrobial	1.0	10.5	47.2	35.2
29	Cu	Antimicrobial	22.4	17.1	60.2	43.8
30	Zn	Antimicrobial	46.3	2.8	53.2	38.3

45	Rh	Catalysis	36.7	80.7	66.8	61.4
46	Pd	Catalysis	39.8	68.5	47.7	52.0
47	Ag	Anti-biofouling	77.4	43.5	56.6	59.2
49	In	Catalysis	98.0	21.9	43.6	54.5
50	Sn	Catalysis	41.3	10.6	56.0	36.0
78	Pt	Catalysis	8.6	72.7	58.1	46.5
79	Au	Sensing	6.9	76.3	61.9	48.4

A comparison of the performance of metallic nanostructures in the catalytic reduction of nitrate¹⁴⁰ and the overall criticality of each metal¹³⁹ reveals that there is little to no correlation between the overall relative criticality of each nanocomposite and its catalytic rate constant (Figure 2d). Further, the use of critical materials like indium can lead to nanoparticles with a high Supply Risk, while platinum-based ENMs have higher Vulnerability to Supply Restrictions without a large increase in catalytic activity. This all suggests that future water treatment technologies can aim to lower the overall material criticality in pursuit of more sustainable extraction without negatively impacting performance, and that higher performing technologies do not necessarily need to rely on more critical materials. Further, while Jankovic and Plata found that the extraction and production of many ENMs, including those found in NWTs, only account for 0.000002 – 2% of all global anthropogenic material flows¹³⁶, material requirements for NWT are expected to increase as the technology becomes more ubiquitous. Nanomaterial scientists and engineers should therefore be transitioning to more earth-abundant materials to achieve long-term sustainability goals. For example, to further minimize Pd and Pt criticality concerns, mixed metal catalysts containing less critical metals like Cu and Sn are being explored for catalytic nitrate reduction to lower the overall mass loading of rare, critical metals¹⁴². Others aim to use only non-critical materials, such as a Ni-Fe⁰@Fe₃O₄ nanocomposites¹⁴³, featuring two metals with comparatively low criticality scores.

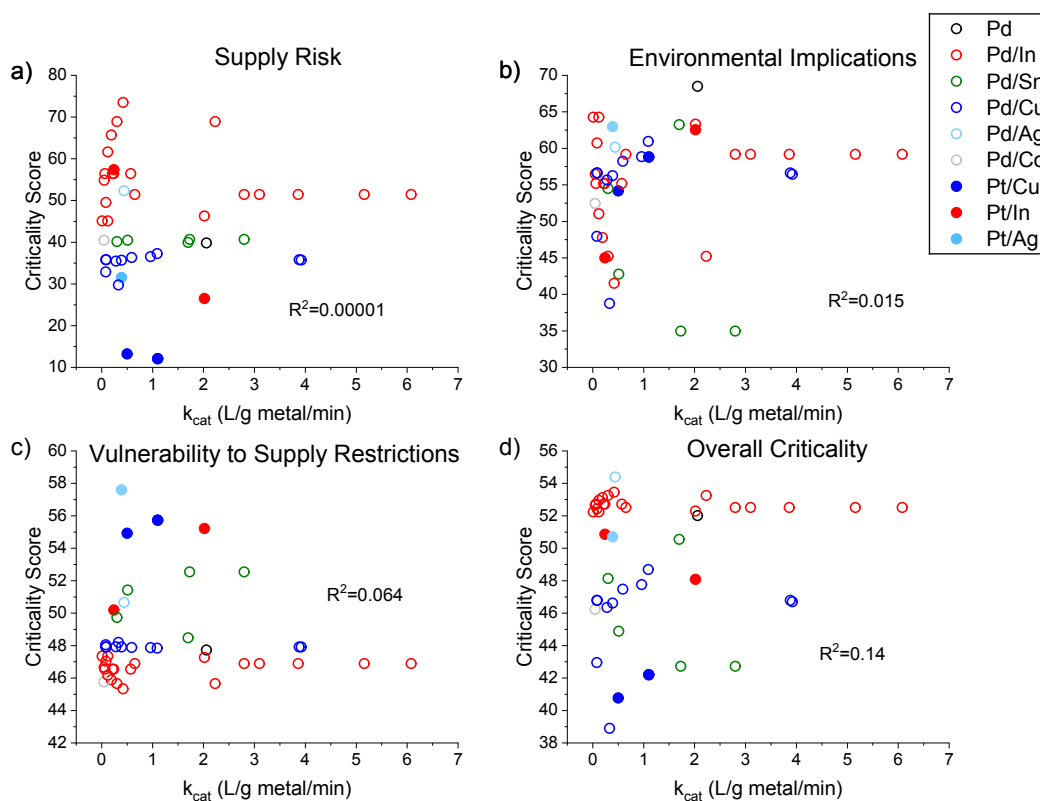


Figure 2: Criticality scores of Pd- and Pt-based multi-metal catalysts for nitrate reduction relative to the specific catalytic rate constant. Pd-based multi-metal catalysts are represented by empty circles, while Pt-based multi-metal catalysts are represented by filled circles. Data adapted from Graedel et al. (2015)¹³⁹ and Yin et al. (2018)¹⁴⁰.

3.2 Nanomaterial Production

3.2.1 Nanomaterial Synthesis

The life cycle environmental impacts (e.g., energy use, water use, GHG emissions, waste production, nanomaterial release to the environment, etc.) associated with synthesis for ENMs used to nano-enable water treatment should be considered in nanomaterial selection.

Simultaneously, ENMs must have high efficiency and efficacy such that material use is minimized. Physicochemical structures and properties of ENMs, and thus function, can be tuned

1
2
3 by controlling the synthesis process, and the choice of synthesis process can also change the
4
5 relative impact of the NWT technology across different life cycle stages.
6

7
8 Given the variety of bottom-up and top-down production routes and environmental/health
9
10 considerations (Table 5), no single assessment methodology is sufficient to capture the full life
11
12 cycle impact. To date, atom economy, LCA, E-factor, EQ-factor, and F-factor analysis have
13
14 emerged as quantitative assessments to evaluate ENM production processes from cradle-to-gate
15
16 and to support ENM selection.
17
18
19
20
21
22
23
24
25
26
27
28
29
30
31
32
33
34
35
36
37
38
39
40
41
42
43
44
45
46
47
48
49
50
51
52
53
54
55
56
57
58
59
60

Atom economy is defined as the ratio of product atoms to reactant atoms in a synthetic route (*Eqn. (1)*)¹⁴⁴, where the ideal atom economy equals 1 (or 100%). Efforts have been made to produce ENMs commonly found in water treatment (Cu, Ag, Au) using the atom economy approach¹⁴⁵, while Freund et al. have proposed integrating the atom economy approach into a framework that also considers the total number of functions that a nanomaterial can achieve¹⁴⁴.

$$\text{Atom economy} = \frac{\text{mass of atoms in desired product}}{\text{total mass of atoms in reactants}} \quad (1)$$

Complimentary to atom economy, E-factor quantifies the ratio of the mass of waste to the mass of desired product (*Eqn. (2)*)¹⁴⁶.

$$\text{E-factor} = \frac{\text{mass of material reactants} - \text{mass of desired product}}{\text{mass of desired product}} \quad (2)$$

Gilbertson et al. reported that the amount of solvent used in the manufacturing of a variety of commonly used NWT nanomaterials can be limited through synthetic route selection, thereby increasing manufacturing efficiency and lowering the E-factor²⁴. Eckelman et al. showed a wide variability in E-factors for different nanomaterials commonly used in NWT (CNTs, TiO₂, Ag, C₆₀, etc.), but indicated that among purified gold nanoparticles, the different syntheses resulted in a wide range of E-factors, from 163 to 99,400⁵⁶. The F-factor, in contrast, assigns one or more numeric values to the functional performance of a product, while accounting for the total number of materials or chemicals needed to achieve that function. This allows for the comparison of different products based on the material efficiency of their performance¹⁴⁷, although little work has been done to apply this to ENM synthesis directly. While useful as an efficiency measures, E- and F-factors do not provide any indication of the inherent nature of the waste, including its potential for bioaccumulation, persistence, and/or toxicity.

1
2
3 LCA, as discussed earlier, is the only one of the aforementioned concepts that
4 incorporates energy and water consumption, the environmental impacts of the input materials,
5 and the impacts of the manufacturing process itself into a suite of standardized frameworks for
6 evaluating the environmental impact of the output material²⁴. It is therefore one of the most
7 ubiquitous assessment techniques used during the manufacturing stage. However, while there
8 are a limited number of studies using LCA to evaluate NWT (Table 2), these studies lack any in-
9 depth evaluation of variable manufacturing and synthesis techniques. Therefore, it is not possible
10 to choose the most sustainable manufacturing techniques using only LCAs related to NWTs.
11 Therefore, more common and robust LCAs that specifically consider a variety of synthetic routes
12 for each type of nanomaterial should instead influence manufacturing decision-making for NWT
13 technologies, until LCAs for NWTs improve in quality and scope.
14
15
16
17
18
19
20
21
22
23
24
25
26
27

28 LCA studies of nanomaterial and nano-enabled product manufacturing, specifically, are
29 among the most well-represented nanotechnology assessments in the literature due to the high
30 impact of energy and material inputs for this lifecycle stage for a variety of nano-enabled
31 applications, including NWT¹⁰⁸. It has been shown that nanomaterial production can be costly,
32 not just economically, but also in terms of energy, water use, and environmental impacts, and
33 these impacts can vary depending on the chosen synthetic method. For example, multi-walled
34 carbon nanotube (MWCNT) synthesis ranges from a total life cycle energy use of 483 MJ/kg
35 (floating catalyst chemical vapor deposition) to 9635 MJ/kg (laser ablation)¹⁴⁸. In this way, LCA
36 can help NWT producers make more informed decisions regarding the sustainability of a
37 material during the manufacturing stage by providing insight into ideal production
38 methodologies. For example, the traditional sulfate TiO₂ production method has greater CO₂
39 emissions and energy use than the newer alkaline roasting of titanium slag technique that also
40
41
42
43
44
45
46
47
48
49
50
51
52
53
54
55
56
57
58
59
60

1
2
3 requires a reduced amount of pure precursor material, an insight that would not be possible
4
5 without a robust LCA¹⁴⁹.
6

7
8 Other ENM synthetic choices that can affect life cycle impacts includes catalyst choice¹⁵⁰,
9
10 ¹⁵¹, feedstock, and reaction conditions¹⁵² for carbon nanomaterials, and temperature, pressure,
11
12 surface stabilizers, and post-synthesis treatment for nano-metals and nano-metal oxides⁹. In the
13
14 case of ENM synthesis, these synthetic choices are often dictated by the goal to yield
15
16 homogeneous products in terms of size, shape, and crystallinity. Emerging synthesis techniques,
17
18 such as supercritical fluid synthesis, use non-toxic solvents (H₂O, CO₂, ethanol, etc.) for the
19
20 production of controlled nano-metals and nano-metal oxides commonly found in water
21
22 treatment⁴⁵. Using this, and other, emerging techniques may limit hazardous waste products
23
24 while still allowing for reasonable control over particle size and shape, all while decreasing
25
26 cumulative energy demand, greenhouse gas emissions, and eutrophication¹⁵³.
27
28
29

30 31 *3.2.2 Post-Synthesis Processing* 32

33 After the initial ENM synthesis, the nanomaterial scientist or engineer can make the
34
35 decision to complete one or more processing steps to increase nanomaterial usability or
36
37 functionality. However, these post-synthesis processing steps are completed to increase ENM
38
39 functionality at some energy and material cost, setting up a trade-off between improved efficacy
40
41 and higher environmental impact. Purification steps, often necessary to transfer nanoparticles
42
43 from synthesis to application, can include successive washing and decantation with water or
44
45 alcohol to remove excess solvent or surfactant used during metal and metal oxide nanoparticle
46
47 synthesis^{154, 155}, acid-washing to remove metal catalysts impurities in carbon nanotubes (CNTs)
48
49 synthesis¹⁵⁶, and drying or solvent removal to form powders¹⁵⁷.
50
51
52
53
54
55
56
57
58
59
60

1
2
3 Additionally, it may be beneficial for an application to separate nanomaterials by type
4
5 (such as size or shape for nanoparticles or chirality for single-walled carbon nanotubes
6
7 (SWCNTs))¹⁵⁸⁻¹⁶⁰ as several studies have shown that the size and nature of the surface of ENMs
8
9 affect functional performance in water treatment applications¹⁶¹. For example, separating iron
10
11 oxide nanoparticles by shape and size can influence selectivity toward contaminants and
12
13 magnetic properties for facile removal from the water post-contaminant adsorption⁷². Size
14
15 separation of nanoparticles is often accomplished through filtration, centrifugation, or size
16
17 exclusion chromatography while shape separation is possible for some samples using mass or
18
19 density gradient centrifugation¹⁵⁹. Each of these techniques have variable energy and material
20
21 demands due to multi-step separation processes that depend on the nanomaterial and the desired
22
23 size or shape distribution. Therefore, it is necessary for nanomaterial producers to determine the
24
25 functional benefit of particle separation and compare it to the added energy and material
26
27 demands.
28
29
30
31
32

33 Post-synthesis heat treatments, including annealing or calcination, can change the
34
35 composition of as-synthesized nanomaterials, improving their functional performance in water
36
37 treatment. For example, TiO₂, a metal oxide nanoparticle commonly used in water treatment as a
38
39 photocatalyst, can be converted from commonly yielded anatase or rutile to more photocatalytic
40
41 crystalline morphologies through post-synthesis calcination with increased calcination
42
43 temperature yielding greater photocatalytic activity⁷⁶. This means that improved activity was
44
45 accompanied by increased energy demand, establishing the need to quantify the relationship
46
47 between functional benefits and negative impacts. Another example considers CNTs that can be
48
49 used in membranes for water purification and desalination with intrinsic anti-fouling
50
51 properties¹⁶². A post-processing step of annealing MWCNTs and graphenes alters the type and
52
53
54
55
56
57
58
59
60

1
2
3 amount of functional group on the surface of the carbon nanomaterials, and can result in other
4
5 drastic physical changes, which in turn affects the reactivity and antimicrobial activity^{156, 163, 164}.
6
7 This post-synthesis annealing treatment also allows the MWCNT to perform as well or better
8
9 than the far more expensive and energy-intensive SWCNTs^{54, 148}.
10
11

12 Further, base nanomaterials can be enhanced through post-synthesis processing steps
13
14 including surface functionalization or ligand exchange. In one case, a ligand exchange for iron
15
16 oxide nanoparticles allowed them to become multifunctional water treatment adsorbents, with
17
18 the meso-2,3-dimercaptosuccinic acid (DMSA) ligand sorbing toxic soft metals like mercury,
19
20 silver, lead, cadmium, and thallium while the iron oxide sorbed arsenic¹⁶⁵. Surface
21
22 functionalization of carbonaceous nanomaterials, such as graphenes, CNTs, and fullerenes, has
23
24 been shown to enhance their antimicrobial activity and relative pollutant sorption^{164, 166-168}.
25
26 Ligand exchanges can require high temperature reactions, followed by additional washing and
27
28 separation steps. Surface functionalization of carbonaceous nanomaterials usually require
29
30 hazardous oxidants like nitric acid or sulfuric acid, and require further washing and separation.
31
32 As with the other post-processing steps, the application of functionalization and ligand exchange
33
34 relies on an optimized risk and benefit relationship.
35
36
37
38
39

40 Post-synthesis processing is intended to improve the functional performance of an ENM,
41
42 but it also can be energy- and resource-intensive. As a result, it is important to use the Principles
43
44 of Green Chemistry and Engineering^{169, 170} as guidelines to limit environmental impacts of post-
45
46 synthesis processing, including using benign reagents for washing/purification, maximizing atom
47
48 economy while minimizing E-factor, reducing unnecessary derivatives when functionalizing
49
50 nanomaterial surfaces, and aiming to improve energy efficiency in drying and calcination. The
51
52 optimal route would be to weigh the specific benefits of optional post-synthesis processing with
53
54
55
56
57
58
59
60

1
2
3 the costs of added energy, chemical, emissions, and economic burden through both a life-cycle
4 assessment based on a unit of water treatment functionality and an economic analysis as defined
5
6 by the impact-benefit ratio¹⁷¹.
7
8
9

10 *3.2.3 Occupational Exposure*

11
12
13 Water and wastewater treatment processes inherently strive to lower human health and
14 environmental risks, either by preventing human exposure to pathogens and other contaminants
15 or by limiting environmental release of waste products. However, while the consumer or
16 environment may experience healthier outcomes locally where the water is treated, a fraction of
17 the original risk to the entire population will be geographically displaced onto a smaller
18 population, including manufacturers of NWTs, who may be located in distant communities or
19 other countries¹⁷². While the net benefits of improved water treatment are clear, there still must
20 be more concerted efforts to protect the health of nanotechnology workers. Manufacturing ENMs
21 into water treatment technologies could result in oral, dermal, ocular, and inhalation exposure,
22 but these are likely mitigated in similar ways as other particulates or volatile feedstocks¹⁷³⁻¹⁷⁶.
23
24 Groups like the US Occupational Safety and Health Administration and the National Institute for
25 Occupational Safety and Health have updated precautions specifically targeting workplace
26 exposure to nanoparticles during manufacturing^{177, 178}. Even with the release of these plans, more
27 than one third of surveyed nanomaterial manufacturers were uncertain of how frequently their
28 employees used personal protective equipment (PPE), and 22% used no form of respiratory
29 equipment at all¹⁷⁹. There is a relationship between the energy of the process used in production
30 and the total number of airborne nanoparticles to which workers can be exposed¹⁸⁰. That is to
31 say, high energy processes like initial synthesis, spraying, and pouring release a larger number of
32 ENMs into the air, which can increase exposure to unprotected workers, while appropriate
33
34
35
36
37
38
39
40
41
42
43
44
45
46
47
48
49
50
51
52
53
54
55
56
57
58
59
60

1
2
3 protection and preventative engineering controls can help mitigate exposure. Studies show that
4 the most effective exposure prevention technique is total isolation of people from nanomaterials
5 using engineering measures, while the least effective technique is simple PPE use¹⁸¹. Proper
6 engineering measures such as ventilated enclosures, air filtration systems, and glove boxes can
7 significantly decrease worker exposure, thus lowering any nanomaterial-related risk¹⁸².
8
9 Additionally, risks posed to workers can be further limited by designing nanomaterials to be
10 inherently non-hazardous to human health²⁵.
11
12
13
14
15
16
17
18
19

20 **4 Nanotechnology-Enabled Water Treatment Use and End-of-Life**

21
22
23 In addition to safety and sustainability concerns during the extraction and
24 production phases, development of nanomaterials for water treatment devices must be
25 accompanied by risk reduction during the use phase and mitigated impacts at the end-of-life of
26 the NWT device. While likely relatively low, a potential risk exists for nanomaterials to be
27 released from NWTs into treated water and wastewater during the use phase. This risk could be
28 mitigated by either 1) designing inherently safer nanomaterials (limiting inherent hazard), or 2)
29 preventing nanoparticle release and/or capturing released nanoparticles (limiting exposure).
30
31 Additionally, after the useful life of the device, potential environmental impacts at the end-of-life
32 (e.g., during recycling, regeneration, incineration, landfill disposal) should be understood and
33 addressed to decrease cradle-to-grave risks for nano-enabled water treatment devices.
34
35
36
37
38
39
40
41
42
43
44
45

46 **4.1 Reducing Risk During NWT Use**

47
48
49 Ideally, any NWT technology will aim to minimize risk during the water and wastewater
50 treatment phase by limiting both factors in the standard risk equation (*Eqn. 3*)²⁵, where:

$$51 \text{Risk} = f(\text{hazard, exposure}) \quad (3)$$

52
53
54
55
56
57
58
59
60

Due to the potential for ENM release and human exposure from NWT¹⁸³, most studies evaluating nanomaterial hazard have focused specifically on ecotoxicity and human health hazards rather than physical hazards (e.g., explosivity, flammability). Composition alone does not dictate nanomaterial hazard, as many materials can be safe at the bulk scale or may even be necessary as micronutrients for organisms. Therefore, identifying the relative contribution of nanomaterial properties to the overall toxicological hazard presented by novel nanomaterials is one of the key challenges of informed safer design¹⁸⁴. Despite the diversity of biological systems and their varied responses to different nanomaterial properties, there are certain properties that are well-associated with potential toxicological concern (Table 6).

Table 6: Select nanomaterial properties for materials found in NWT technologies, and their impacts on inherent safety for eco- and human health.

Property	Physicochemical Relationship	Eco- and Human Health Relationship	NWT-Relevant Material Example
ENM Composition	Metal and metal oxide dissolution is a function of composition	Increased dissolution and ionic species release can lead to ionic interaction with cells ¹⁸⁵⁻¹⁸⁸	Limiting nAg, nCuO, and nZnO dissolution makes particles safer to mammalian cells ¹⁸⁷
Size	Nanoparticle dissolution rate is a function of particle size	Decreased ionic species release and resultant toxicity due to larger size/decreased surface area ^{186, 189}	nZnO show fewer negative health outcomes toward <i>Daphnia magna</i> with increasing size ¹⁸⁹
	Uptake, biodistribution, and toxicity of non-dissolving nanoparticles is size dependent	Cellular uptake is generally optimized at 50 nm ¹⁹⁰	Nanoparticles of 30-50 nm interacted most efficiently with cell membrane receptors ¹⁹⁰
		Some organism-nanomaterial combinations have a positive correlation between size and uptake ^{191, 192}	Smaller nano-carbon black was not readily uptaken by mouse macrophage cells ¹⁹¹
		Some organism-nanomaterial combinations have a negative correlation between size and uptake ^{193, 194}	Larger nAu caused less DNA damage in model cell lines ¹⁹⁵

Surface Charge	ENM surface charge dictates electrostatic interaction between particles, organisms, and the surrounding environment	In most cases, negatively charged particles tend to be safer to organisms due to electrostatic repulsion mechanisms ^{196, 197}	Mice were able to tolerate a higher dose of negatively-charged, hydroxylated nano-silica ¹⁹⁶
		In select cases, positively charged particles can be safer ^{117, 198}	MWCNT safety toward embryonic zebrafish increased with increased surface charge ¹⁹⁸
Shape	Dissolution rates in solution are a function of ENM shape	Lower energy, rounder edges dissolve at decreased rates with lower cell uptake ¹⁹⁹	Spherical silver nanomaterials released ions at a significantly lower rate than trigonal prisms ¹⁹⁹
	Exposed crystal facets, and therefore reactivity, are a function of particle shape	Exposing less reactive crystal facets can lower reactive oxygen species (ROS) production ²⁰⁰⁻²⁰²	Enlarging the Pd {001} crystal facet limited hazardous ROS production ²⁰¹
	"Sharpness" of a particle dictates its physical interaction with the surrounding environment	More spherical particles ^{203, 204} and aggregates ¹¹⁷ are less likely to penetrate cells/organisms	MWCNT aggregates with higher fractal dimensions showed less toxicity toward zebrafish embryos ¹¹⁷
Surface Chemistry/ Surface Coatings	Added surface coatings alter surface properties and mechanisms of ENMs	Surface coatings can limit dissolution-based mechanisms, but could instead lead to other toxicity-based mechanisms ²⁰⁵	Polymer-coated CuO nanoparticles were less soluble, but enhanced the production of ROS ²⁰⁵
	Surface functional groups can change the reactivity of a particle	Limiting surface reactivity through limited reactive functional groups directly correlated to limited toxic outcomes ^{54, 65, 206}	Non-oxygen functionalized graphenes showed less bacterial toxicity ²⁰⁶

Due to the nature of functional performance requirements (e.g., catalytic activity) that overlap with potentially hazardous nanomaterial properties (e.g., reactivity), it will be necessary to also address the exposure side of the risk equation. As such, pursuing strategies to reduce or eliminate nanomaterial release and subsequent exposure to end users or the environment during NWT use is critical. Of course, preventing release not only reduces the potential for exposure but is also vital to maintaining the performance of water treatment systems¹⁸³. Even minute losses of material over an extended period of time can have a deleterious effect on the performance of the

1
2
3 system, even if the levels discharged into process streams are well below those which would
4
5 cause toxicity concern²⁰⁷.
6

7
8 It has been shown that only 0.1-2% of all nanomaterial release occurs during the
9
10 production phase²⁰⁸, meaning 98-99.9% of releases happen during the use and end-of-life phases
11
12 to air, water, and soil (Figure 3). While nanomaterial release scenarios during production and at
13
14 the end-of-life are generally similar regardless of nano-application, the release of nanomaterials
15
16 during the NWT use phase (drinking water treatment and waste water treatment) is unique and
17
18 could result from a variety of pathways and, once freed, can undergo a variety of transformations
19
20 in environmental conditions (Table 7). Release during the use phase can occur by loss of
21
22 unattached or weakly attached nanomaterials or dissolution of the materials themselves. In
23
24 studying the release of nanomaterials from water treatment devices, results can vary based upon
25
26 conditions to which the devices are subjected. For example, a study of nano-silver impregnated
27
28 membranes showed differences in release based on varied flow conditions²⁰⁹. While nano-silver
29
30 releases were high in some cases, the device remained efficacious and much of the released
31
32 silver did not enter the finished (drinking) water. However, high releases from an NWT device
33
34 can markedly cut down on its useful lifespan, calling for improved designs of nanomaterial
35
36 impregnation into substrates.
37
38
39
40
41
42
43
44
45
46
47
48
49
50
51
52
53
54
55
56
57
58
59
60

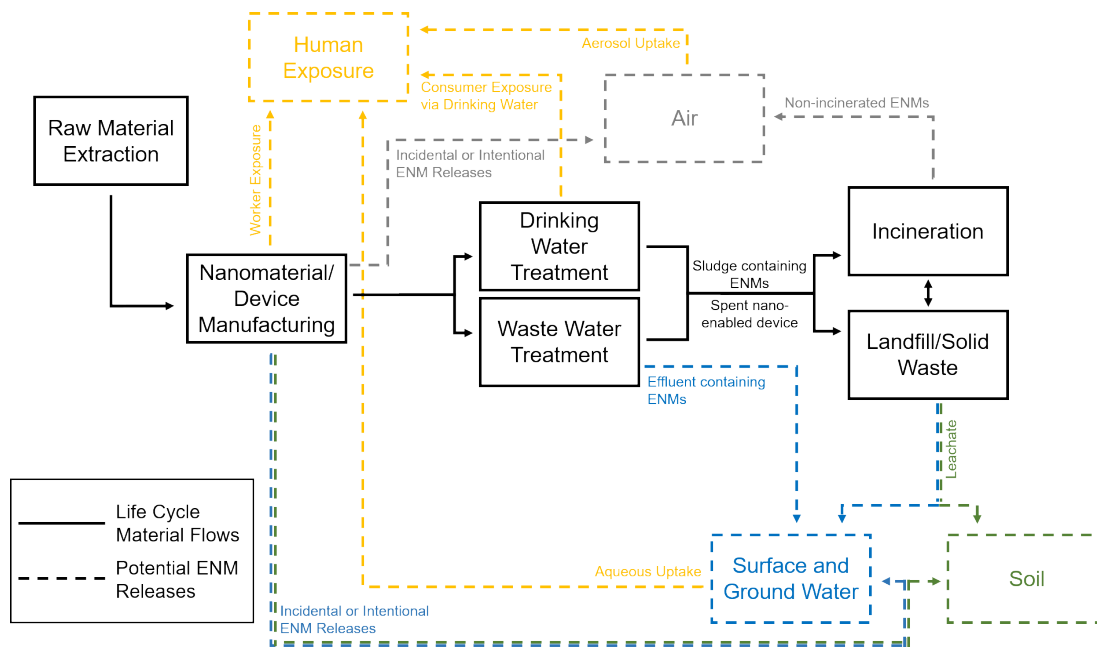


Figure 3: Material flows from Raw Material Extraction, to Nanomaterial/Device Manufacturing (including nanomaterial synthesis, post-synthesis processing, and integration into nano-enabled devices), to the use phase (Drinking Water and Waste Water Treatment), to the end-of-life (Incineration and Landfills/Solid Waste) (solid lines) and nanotechnology-specific releases of nanomaterials across the lifecycle (dotted lines). There are other releases and life cycle concerns not captured by this figure that are not nanotechnology-specific, including release of precursor materials, energy use in production, and greenhouse gas emissions during incineration.

Table 7: Select potential release scenarios for nanomaterials in NWTs specifically during the use phase, as well as strategies to immobilize materials to prevent release, detect and quantify released materials, and recapture released free particles.

Nanomaterial Release Scenarios	Nanomaterial Immobilization Strategies	Nanomaterial Detection and Quantification	Free Nanomaterial Recapture Strategies
Particle Dissolution ^{209, 210}	Electrospinning ²¹¹	ICP-MS Techniques ²¹²	Magnetic Recovery ²¹³
Physical Abrasion ²¹⁰	Bead Enmeshment ^{44, 68}	Thermogravimetric Analysis ²¹⁴	Ultrafiltration ^{215, 216}
Free-Particle Release ²¹⁷	In-situ Particle Formation ²¹⁸	Spectrophotometry ²¹⁹	Coagulation and Recovery ^{215, 216}
Material Aging and Transformations ^{104, 217}	Nanomaterial-Coated Sand ^{57, 129, 210}	Fluorescent/Colorimetric Techniques ^{219, 220}	
	Membrane Integration ^{221, 222}		

1
2
3 Nanomaterials present in membrane reject flows, catalyst cleaning streams, packed bed
4 backwash water or other waste streams can enter sewers or even surface or groundwaters. NWT
5 products may release ENMs in landfills, which could enter leachate collection systems or
6 groundwaters. ENMs in these waste streams, or those in treated water from NWT devices, do not
7 necessarily retain their specific shape and size, physicochemical properties, or composition and
8 can undergo transformation depending on the local environment and matrix. Upon release, the
9 nanomaterials may aggregate and transform with other compounds or molecules within the
10 treated water, which may change their chemical or physical properties²²³. However, some
11 environments with varied magnitudes of ionic strength and natural organic matter, such as sea
12 water instead of fresh water, may increase aggregation processes, which will decrease the
13 bioavailability of nanoparticles^{224, 225}. While ENMs are likely to accumulate in soils receiving
14 sludges and sediments in surface waters, there remains debate on the potential of ENMs to
15 bioaccumulate in biota^{226, 227}. Since ENM transformations and accumulation are complex and
16 relatively difficult to predict, reducing or eliminating release potential is more ideal.

17
18
19
20
21
22
23
24
25
26
27
28
29
30
31
32
33
34
35
36
37
38
39
40
41
42
43
44
45
46
47
48
49
50
51
52
53
54
55
56
57
58
59
60

Release prevention may be easily accomplished simply through immobilization of nanomaterials onto support media such as filters, sand, carbon block, or fibers to prevent free particle release or dissolution or by recapturing free particles after use^{228, 229}. Immobilization may present trade-offs by adversely impacting process efficiency while extending the useful design life and enabling recovery and regeneration of the nano-enabled devices⁹⁴. To alleviate the need for additional filtration of produced or finished water containing free nanoparticles, superparamagnetic nanomaterials, usually containing iron, can be employed for post-treatment capture, and can also be regenerated for reuse, although further study is needed to ensure that free particle removal is high enough to stay below secondary maximum contaminant level

1
2
3 values²³⁰, such as the 0.3 mg/L limit set for iron²³¹. These materials could treat water alone or
4
5 form core-shell structures where the core provides for magnetic separation and the shell is a
6
7 reactive compound designed for a specific functionality such as adsorption, photocatalysis, or
8
9 antimicrobial activity.
10

11
12 All drinking water chemicals found in conventional water treatment (e.g., aluminum,
13
14 iron, cationic polymer) have small fractions of detectable residuals in finished drinking water.
15
16 Thus, even with preventative measures in place, some amount of release should be anticipated
17
18 and monitored via sensing and quantification of nanomaterials in the finished water²³². Ideally,
19
20 sensing and quantification of released nanoparticles would produce highly accurate results in real
21
22 time and in-line with the treatment system, in water matrices of variable complexity. Some
23
24 techniques have been developed and show promise for this application, even if there are current
25
26 limitations to their full-scale implementation. For example, one of the most robust tools for
27
28 sensing and quantifying nanomaterials in water is single particle inductively coupled plasma-
29
30 mass spectrometry (spICP-MS), which can detect and calculate particle size for nanomaterials as
31
32 small as 10 nm for most elements²¹². However, while this technique has high accuracy and can
33
34 be employed to quantify nanoparticles at low concentrations and within environmentally-relevant
35
36 matrices, it has not been demonstrated for real-time or in-line analyses. Other emerging methods
37
38 rely on reactive fluorescent dyes that respond to redox or photocatalytic nanomaterials²³³. This
39
40 method has the potential to be performed in real-time and in-line and is minimally impacted by
41
42 complex environmental matrices. Whether during development, piloting, or full-scale
43
44 deployment of NWTs, there is a need for easy-to-use detection methods that can be applied in
45
46 the field with sensitivities reflective of regulatory limits and potentially reasonable factors of
47
48 safety (e.g., 10x) that could account for uncertainty if materials are present as nanomaterials.
49
50
51
52
53
54
55
56
57
58
59
60

4.2 End-of-Life

Across all technologies, roughly 60% of ENMs and their transformation products are expected to end up in landfills²⁰⁸, and at the end of their useful life, it is expected that many nano-enabled water treatment devices will incur the same fate. In the United States, there are currently no domestic nanotechnology-specific rules for disposal, as the US Environmental Protection Agency's General Approach is that nanoparticles should be treated in the same manner as all other chemical substances²³⁴. In the European Union (EU), although nanomaterials are defined and regulated by Registration, Evaluation, Authorisation and Restriction of Chemicals (REACH), nanomaterial waste is not regulated by REACH or any other group, and instead it is assumed that most nanomaterials will enter the waste stream with the nano-enabled product, typically ending up in landfills or incinerators²³⁵.

Recycling spent nanoparticles for use in other applications has not garnered much research interest, due to the requirement that such a strategy must be simple, inexpensive, fast, and energy efficient²³⁶. Further, a study of recycling rates of four nanomaterials commonly found in water treatment devices (TiO₂, ZnO, CNTs, Ag) found that only 0.75-8% of nanoparticles entering recycling systems from representative nano-enabled products were then incorporated into the manufacture of more products, with a majority of materials either being incinerated, sent to a landfill, or exported after the recycling process was complete²³⁷. However, while there is a gap in the literature on this topic, there has been increasing interest in ensuring materials in water treatment devices can be recovered and regenerated after use, such that nanomaterials do not need to enter the waste stream after each use^{238, 239}.

1
2
3 Of course, energy and material use must be considered when deciding if nanomaterials
4 should be regenerated and reused. Some regeneration techniques, such as contaminant desorption,
5 rely on highly acidic or highly basic chemicals to desorb contaminants, while others employ
6 thermal desorption, all to varying degrees of success²⁴⁰. As a result, there may be high material
7 and/or energy cost for regeneration to divert nanomaterials from the waste stream, but with
8 potentially greater environmental impact. Therefore, it is important to evaluate the tradeoffs
9 between the waste produced and energy used with the nanomaterial recovery percentage and the
10 remaining efficacy of the nanomaterials after regeneration. To our knowledge there has been no
11 published research on the behavior of nanomaterials within water treatment modules (e.g.,
12 membranes, activated carbon, etc.) during incineration or landfill disposal, and this research is
13 critically needed to help inform these decisions.
14
15
16
17
18
19
20
21
22
23
24
25
26
27
28
29
30

31 **5 Doing Nano Right into the Future**

32
33 There are many examples in the literature and in industry of NWTs using the questions
34 outlined above to advance the goal of “doing nano right” by continuing to improve materials and
35 processes such that they are safe, sustainable, and effective. While efforts have been made
36 towards nanomaterial safety and sustainability, these have not been systematically and
37 comprehensively pursued by the nanotechnology community due to limitations of available data,
38 of robust and nano-specific assessment tools, and of reliable and generalizable property-
39 structure-function-hazard relationships.
40
41
42
43
44
45
46
47
48
49

50 **5.1 Nanotechnology-Enabled Water Treatment Advantages**

51
52
53 Successfully replacing traditional water treatment technologies with NWT technologies
54 necessitates answering the question: “When and where does nanotechnology offer advantages in
55
56
57
58
59
60

1
2
3 addressing global water challenges over existing technologies?” Preliminary research and
4
5 emerging applications indicate that the costs of NWT are lower than that of traditional water
6
7 treatment by exploiting nano-properties and structures to enhance the performance of NWTs.
8
9 Focusing future NWT development on the most promising applications requires improved NWT
10
11 assessments. While chemical and material assessments are prevalent in the literature and in
12
13 industry, few have been fully adapted as assessment techniques as appropriate and specific for
14
15 nanomaterials, nanotechnologies, and NWT technologies.
16
17
18

19 Outperforming traditional technologies based on factors like efficacy, efficiency, and cost
20
21 may be necessary but not sufficient for the replacement of traditional water treatment
22
23 technologies. By employing techniques like capacity factor analysis, a community’s needs and
24
25 ability to deploy a technology can be understood at a deeper level, inspiring product designers to
26
27 create the best NWT technology *for a community* rather than the best-performing NWT
28
29 technology.
30
31
32

33 **5.2 Nanotechnology-Enabled Water Treatment Extraction and Production**

34

35 Traditional water treatment processes aren’t without their own sustainability concerns.
36
37 Waste production, inefficient chemical use, the production of disinfection by-products, and high
38
39 emissions contribute to the environmental impact of more traditional technologies, and as a
40
41 result, there is a clear opportunity for NWT to emerge as the more sustainable option. For this
42
43 promise to be realized, there must be an evaluation of NWT technologies across the entire life
44
45 cycle. This should include increased research activity featuring comparative LCAs between
46
47 NWT devices and existing technologies to inform water treatment technology decision making.
48
49 However, as some of the environmental benefits of NWT technologies compared to traditional
50
51
52
53
54
55
56
57
58
59
60

1
2
3 technologies are realized, there is still a need to continuously decrease any negative impacts
4 related to nanomaterial use, while still maintaining the improved functionality.
5
6

7
8 Much of the oft-forgotten implications of nanotechnology come from the extraction of
9 precursors and the manufacture of nanomaterials and, eventually, nano-enabled devices. As a
10 result, designers must be able to answer the question: “How are nanomaterial/nano-enabled
11 devices sourced and made, and what safety and sustainability concerns are there?”
12
13

14
15 Unfortunately, many of the materials, particularly metals, being used for NWT applications are
16 rare and critical. Their supply risk, environmental implications from the extraction process, and
17 their global vulnerability to supply restrictions have the potential to be quite high, making the
18 continued and long-term use of these metals untenable, even if the total material use for NWT
19 technologies is less than that of more traditional techniques. However, in many cases, the
20 increased criticality is not inherently linked to an increase in performance. In fact, less critical
21 metals are being explored to achieve some of the same functional goals. By shifting focus toward
22 abundant metals for NWT devices, designers can reduce the impacts of the extraction phase.
23
24
25
26
27
28
29
30
31
32
33
34
35

36 The production phase must also see improvements to ensure that more sustainable NWT
37 technology is developed. Understanding the impacts of various nanomaterial synthesis methods
38 and post-synthesis techniques can encourage the pursuit of more effective and efficient
39 processes. However, there is a need for more robust analyses that incorporate considerations
40 beyond composition, such that the impacts of imparting different structures and properties to
41 nanomaterials can be better understood. Beyond that, as risk shifts from those consuming
42 contaminated water to the workers producing the NWT devices, manufacturers must ensure that
43 occupation exposure concerns are understood and mitigated.
44
45
46
47
48
49
50
51
52
53

54 **5.3 Use and Disposal of Nanotechnology-Enabled Water Treatment Devices**

55
56
57
58
59
60

1
2
3 Until scientists and engineers can systematically and comprehensively address “What
4 happens to the nanomaterials during and after their use in water treatment devices?”, securing
5 trust in NWT technologies by stakeholders will be an extremely difficult task. By pursuing risk
6 mitigation strategies through hazard considerations (e.g., nanomaterial selection and design) and
7 exposure pathways (e.g., encapsulation, detection, and capture of free nanoparticles), NWT
8 technologies can become safer and more easily accepted. While there has been a significant
9 amount of research on safe nanomaterial compositions, there is a need to further understand the
10 structure-property-hazard relationships of nanomaterials, as changes in nanomaterial structure
11 and properties can impact toxicity and exposure routes. There is also an opportunity to improve
12 detection and quantification techniques to be in-line and in real time to prevent releases to the
13 environment or into drinking water.
14
15
16
17
18
19
20
21
22
23
24
25
26
27
28

29 **5.4 Future Implications**

30
31
32 Widespread use of NWT will be a relatively complex endeavor, but successful
33 implementation can ultimately provide more accessible water and an improved quality of life,
34 with a lower environmental impact than current technologies. As noted throughout this review,
35 literature and emerging products indicate that sustainable design can guide the selection and
36 design of nanomaterials, including many commonly found in NWT. However, there is a need to
37 improve the sustainable outcomes at every stage of the life cycle, particularly in case of long-
38 term infrastructure, such as water treatment.
39
40
41
42
43
44
45
46
47
48

49 In some current NWT technologies, the extraction of precursor materials, especially critical
50 metals, can be environmentally costly and damaging. Employing earth abundant metals such as
51 iron, copper, and nickel, and exploiting nanoscale phenomena through crystal facet engineering
52 can help realize the same catalytic efficiencies of platinum group elements or noble metals,
53
54
55
56
57
58
59
60

1
2
3 creating a greener alternative with a lower overall energy footprint for water treatment^{142, 143, 241}.
4
5 Further, improved evaluation and understanding of the environmental impacts of synthesis and
6
7 post-synthesis processes of nanomaterials for NWT early on in the design process will allow for
8
9 the production of materials to achieve their functional water treatment goals with limited
10
11 deleterious outcomes.
12
13

14
15 The scientific community, especially in the field of nanotechnology, has become more adept
16
17 at holistic material characterizations, but most of these characterizations tend to only evaluate the
18
19 material before its use. As a result, many researchers have directed their efforts towards
20
21 improved novel materials, without understanding how aging or fouling behavior may
22
23 detrimentally impact performance or lead to unique release and hazard scenarios^{242, 243}. Improved
24
25 research in this space can inform appropriate cleaning and nanomaterial regeneration or
26
27 replacement methods, allowing for a higher recycling rate and lower long-term nanomaterial
28
29 requirements.
30
31
32

33
34 While some work has been done to characterize and quantify the release of nanomaterials
35
36 into the environment from the general nanotechnology field²⁰⁸, there is a lack of knowledge on
37
38 the release of nanomaterials from NWT into drinking water or treated wastewater during the use
39
40 phase, and there is little information on the release of nanomaterials from NWT devices,
41
42 specifically, at the end-of-life. Until these releases can be quantified, characterized, and fully
43
44 understood, robust risk assessments to determine acceptable levels of release are not possible.
45
46 Regardless, NWT designers should aim for nanomaterial release from products to be minimized
47
48 where appropriate or eliminated where possible.
49
50
51

52
53 Finally, stakeholder acceptance of a technology is not guaranteed, even when a technology is
54
55 effective and safe. This is further complicated by the somewhat disparate concerns, needs, and
56
57
58
59
60

1
2
3 desires for each stakeholder group. Stakeholder rejection of effective and safe technologies, such
4 as GMOs in much of Europe, can limit industry growth due to perception of risk with the
5 technology²⁹. As a result, better public-private partnerships to support and enhance acceptance
6 by governmental and non-governmental organizations, consumers, and industries are needed.
7
8 These partnerships should aim to establish guidelines to address regulatory uncertainty and raise
9 public awareness to avoid misconceived risk perceptions. These groups can collaborate to ensure
10 proper characterization and use of emerging nanoparticles, based not only on particle size, but
11 also on ENM properties. To see successful implementation, all groups must ensure that
12 confidence in new NWT technology is high.
13
14
15
16
17
18
19
20
21
22
23

24
25 Nanotechnology shows great promise for the future of global water and wastewater
26 treatment. As NWT evolves to be more apt for developing communities and applications that are
27 off-grid from conventional water treatment systems, it is becoming increasingly imperative to
28 ensure that the technology is effective, safe, and sustainable so the promise of NWT can be fully
29 realized.
30
31
32
33
34
35
36
37
38

39 **Acknowledgements**

40
41 This work was partially funded by the National Science Foundation Nanosystems Engineering
42 Research Center on Nanotechnology-Enabled Water Treatment (EEC-1449500). The authors
43 would like to thank Dr. Barbara Reck and Dr. Thomas Graedel for sharing raw data from their
44 previous work, which led to the development of a figure in this manuscript.
45
46
47
48
49
50
51
52
53
54
55
56
57
58
59
60

References

1. X. Qu, J. Brame, Q. Li and P. J. Alvarez, *Acc Chem Res*, 2013, 46, 834-843.
2. J. Verma, S. Lal and C. J. F. Van Noorden, *International journal of nanomedicine*, 2014, 9, 2863-2877.
3. N. Arora and N. N. Sharma, *Diamond and Related Materials*, 2014, 50, 135-150.
4. M. Slotte, G. Metha and R. Zevenhoven, *International Journal of Energy and Environmental Engineering*, 2015, 6, 233-243.
5. NAE Grand Challenges for Engineering, <http://www.engineeringchallenges.org/>, Accessed 12/1/2019.
6. J. Bruinsma, 2009.
7. P. G. Jamkhande, N. W. Ghule, A. H. Bamer and M. G. Kalaskar, *Journal of Drug Delivery Science and Technology*, 2019, 53, 101174.
8. B. Malik, T. B. Pirzadah, M. Kumar and R. U. Rehman, in *Nanotechnology: Food and Environmental Paradigm*, eds. R. Prasad, V. Kumar and M. Kumar, Springer Singapore, Singapore, 2017, DOI: 10.1007/978-981-10-4678-0_13, pp. 235-252.
9. H. Şengül, T. L. Theis and S. Ghosh, *Journal of Industrial Ecology*, 2008, 12, 329-359.
10. A. V. Rane, K. Kanny, V. K. Abitha and S. Thomas, in *Synthesis of Inorganic Nanomaterials*, eds. S. Mohan Bhagyaraj, O. S. Oluwafemi, N. Kalarikkal and S. Thomas, Woodhead Publishing, 2018, DOI: <https://doi.org/10.1016/B978-0-08-101975-7.00005-1>, pp. 121-139.
11. D. Flancher, *Journal-American Water Works Association*, 2019, 111, 70-77.
12. S. D. Alexandratos, N. Barak, D. Bauer, F. T. Davidson, B. R. Gibney, S. S. Hubbard, H. L. Taft and P. Westerhof, *ACS Sustainable Chemistry & Engineering*, 2019, 7, 2879-2888.
13. A. B. Pandit and J. K. Kumar, *Annual Review of Chemical and Biomolecular Engineering*, 2015, 6, 217-246.
14. R. Benson, O. D. Conerly, W. Sander, A. L. Batt, J. S. Boone, E. T. Furlong, S. T. Glassmeyer, D. W. Kolpin, H. E. Mash, K. M. Schenck and J. E. Simmons, *Science of The Total Environment*, 2017, 579, 1643-1648.
15. X. Qu, P. J. Alvarez and Q. Li, *water research*, 2013, 47, 3931-3946.
16. C. Ray and R. Jain, *Drinking water treatment: focusing on appropriate technology and sustainability*, Springer Science & Business Media, 2011.
17. P. J. Roeleveld, A. Klapwijk, P. G. Eggels, W. H. Rulkens and W. van Starckenburg, *Water Science and Technology*, 1997, 35, 221-228.
18. X.-F. Li and W. A. Mitch, *Environmental Science & Technology*, 2018, 52, 1681-1689.
19. T. Ahmad, K. Ahmad and M. Alam, *Journal of Cleaner Production*, 2016, 124, 1-13.
20. O. Sahu and P. Chaudhari, *Journal of Applied Sciences and Environmental Management*, 2013, 17, 241-257.
21. F. Wu, Z. Zhou and A. L. Hicks, *Environmental Science & Technology*, 2019, 53, 4078-4087.
22. W. Y. Teoh, R. Amal and L. Mädler, *Nanoscale*, 2010, 2, 1324-1347.
23. H. Hayashi and Y. Hakuta, *Materials*, 2010, 3, 3794-3817.
24. L. M. Gilbertson, J. B. Zimmerman, D. L. Plata, J. E. Hutchison and P. T. Anastas, *Chemical Society Reviews*, 2015, DOI: 10.1039/C4CS00445K.
25. N. R. Council, *Risk Assessment in the Federal Government: Managing the Process Working Papers*, National Academies Press, 1983.
26. P. W. Dunne, A. S. Munn, C. L. Starkey, T. A. Huddle and E. H. Lester, *Philosophical Transactions of the Royal Society A: Mathematical, Physical and Engineering Sciences*, 2015, 373, 20150015.

- 1
- 2
- 3
- 4 27. H. Zeng, X.-W. Du, S. C. Singh, S. A. Kulinich, S. Yang, J. He and W. Cai, *Advanced Functional Materials*, 2012, 22, 1333-1353.
- 5
- 6 28. M. M. Falinski, D. L. Plata, S. S. Chopra, T. L. Theis, L. M. Gilbertson and J. B. Zimmerman, *Nat Nanotechnol*, 2018, 13, 708-714.
- 7
- 8 29. J. M. Lucht, *Viruses*, 2015, 7, 4254-4281.
- 9
- 10 30. A. M. Waldron, D. Spencer and C. A. Batt, *Journal of Nanoparticle Research*, 2006, 8, 569-575.
- 11 31. D. A. Scheufele and B. V. Lewenstein, *Journal of Nanoparticle Research*, 2005, 7, 659-667.
- 12 32. G. Bharath, R. Madhu, S.-M. Chen, V. Veeramani, D. Mangalaraj and N. Ponpandian, *Journal of Materials Chemistry A*, 2015, 3, 15529-15539.
- 13 33. C. Xu, S. De, A. M. Balu, M. Ojeda and R. Luque, *Chemical Communications*, 2015, 51, 6698-6713.
- 14 34. S. I. Hallstedt and D. C. Pigosso, 2017.
- 15 35. M. Seyedi, S. Haratian and J. V. Khaki, *Procedia Materials Science*, 2015, 11, 309-313.
- 16 36. M. J. Rak, N. K. Saadé, T. Friščić and A. Moores, *Green Chemistry*, 2014, 16, 86-89.
- 17 37. H. Duan, D. Wang and Y. Li, *Chemical Society Reviews*, 2015, 44, 5778-5792.
- 18 38. A. Mirzaei and G. Neri, *Sensors and Actuators B: Chemical*, 2016, 237, 749-775.
- 19 39. V. A. Oyanedel-Craver and J. A. Smith, *Environmental Science & Technology*, 2008, 42, 927-933.
- 20 40. I. Ali, *Chemical Reviews*, 2012, 112, 5073-5091.
- 21 41. P. Kumari, M. Alam and W. A. Siddiqi, *Sustainable Materials and Technologies*, 2019, 22, e00128.
- 22 42. L. N. Pincus, F. Melnikov, J. S. Yamani and J. B. Zimmerman, *Journal of hazardous materials*, 2018, 358, 145-154.
- 23 43. D. Sushma and S. Richa, *Inter. Res. J. Environ. Sci*, 2015, 4, 103-106.
- 24 44. L. N. Pincus, A. W. Lounsbury and J. B. Zimmerman, *Accounts of Chemical Research*, 2019, 52, 1206-1214.
- 25 45. M. K. M. Lane and J. B. Zimmerman, *Green Chemistry*, 2019, 21, 3769-3781.
- 26 46. S. Guo, K. Heck, S. Kasiraju, H. Qian, Z. Zhao, L. C. Grabow, J. T. Miller and M. S. Wong, *ACS Catalysis*, 2017, 8, 503-515.
- 27 47. X. Zhao, L. Lv, B. Pan, W. Zhang, S. Zhang and Q. Zhang, *Chemical Engineering Journal*, 2011, 170, 381-394.
- 28 48. T. Arunkumar, Y. Ao, Z. Luo, L. Zhang, J. Li, D. Denkenberger and J. Wang, *Renewable and Sustainable Energy Reviews*, 2019, 115, 109409.
- 29 49. A. E. Danks, S. R. Hall and Z. Schnepf, *Materials Horizons*, 2016, 3, 91-112.
- 30 50. P. D. Dongare, A. Alabastri, S. Pedersen, K. R. Zodrow, N. J. Hogan, O. Neumann, J. Wu, T. Wang, A. Deshmukh, M. Elimelech, Q. Li, P. Nordlander and N. J. Halas, *Proceedings of the National Academy of Sciences*, 2017, 114, 6936.
- 31 51. S. Loeb, C. Li and J.-H. Kim, *Environmental science & technology*, 2017, 52, 205-213.
- 32 52. J. Kudr, Y. Haddad, L. Richtera, Z. Heger, M. Cernak, V. Adam and O. Zitka, *Nanomaterials*, 2017, 7, 243.
- 33 53. H.-L. Yang, J. Chun-Te Lin and C. Huang, *Water research*, 2009, 43, 3777-3786.
- 34 54. L. M. Pasquini, R. C. Sekol, A. D. Taylor, L. D. Pfefferle and J. B. Zimmerman, *Environmental science & technology*, 2013, 47, 8775-8783.
- 35 55. S. Liu, T. H. Zeng, M. Hofmann, E. Burcombe, J. Wei, R. Jiang, J. Kong and Y. Chen, *ACS nano*, 2011, 5, 6971-6980.
- 36 56. M. J. Eckelman, J. B. Zimmerman and P. T. Anastas, *Journal of Industrial Ecology*, 2008, 12, 316-328.
- 37 57. A. S. Adeleye, J. R. Conway, K. Garner, Y. Huang, Y. Su and A. A. Keller, *Chemical Engineering Journal*, 2016, 286, 640-662.
- 38 58. V. S. Sousa and M. Ribau Teixeira, *Science of The Total Environment*, 2020, 707, 136077.
- 39 59. M. F. Ashby, *Materials selection in mechanical design*, Pergamon Press, 1992.
- 40
- 41
- 42
- 43
- 44
- 45
- 46
- 47
- 48
- 49
- 50
- 51
- 52
- 53
- 54
- 55
- 56
- 57
- 58
- 59
- 60

- 1
2
3 60. M. F. Ashby, *Materials and the Environment: Eco-informed Material Choice*, Elsevier Science, 2009.
- 4
5 61. M. F. Ashby, Y. J. M. Bréchet, D. Cebon and L. Salvo, *Materials & Design*, 2004, 25, 51-67.
- 6 62. E. Townsend and G. W. Bryant, *Nano Letters*, 2012, 12, 429-434.
- 7 63. A. Al-Jumaili, S. Alancherry, K. Bazaka and M. V. Jacob, *Materials (Basel, Switzerland)*, 2017, 10, 1066.
- 8
9 64. S. Maleki Dizaj, A. Mennati, S. Jafari, K. Khezri and K. Adibkia, *Adv Pharm Bull*, 2015, 5, 19-23.
- 10 65. F. Perreault, A. F. de Faria, S. Nejati and M. Elimelech, *ACS nano*, 2015, 9, 7226-7236.
- 11 66. M. Choucair, P. Thordarson and J. A. Stride, *Nature Nanotechnology*, 2009, 4, 30-33.
- 12 67. E. Beach, S. Brown, K. Shqau, M. Mottern, Z. Warchol and P. Morris, *Materials Letters*, 2008, 62, 1957-1960.
- 13
14 68. L. N. Pincus, H. E. Rudel, P. V. Petrović, S. Gupta, P. Westerhoff, C. L. Muhich and J. B. Zimmerman, *Environmental Science & Technology*, 2020, 54, 9769-9790.
- 15 69. D. Majumder, I. Chakraborty, K. Mandal and S. Roy, *ACS Omega*, 2019, 4, 4243-4251.
- 16 70. W.-C. Huang, L.-M. Lyu, Y.-C. Yang and M. H. Huang, *Journal of the American Chemical Society*, 2012, 134, 1261-1267.
- 17 71. J. Y. T. Chan, S. Y. Ang, E. Y. Ye, M. Sullivan, J. Zhang and M. Lin, *Physical Chemistry Chemical Physics*, 2015, 17, 25333-25341.
- 18 72. A. W. Lounsbury, R. Wang, D. L. Plata, N. Billmyer, C. Muhich, K. Kanie, T. Sugimoto, D. Peak and J. B. Zimmerman, *Journal of Colloid and Interface Science*, 2019, 537, 465-474.
- 19 73. X. Huang, X. Hou, F. Song, J. Zhao and L. Zhang, *Environmental Science & Technology*, 2016, 50, 1964-1972.
- 20 74. S. Pal, Y. K. Tak and J. M. Song, *Applied and Environmental Microbiology*, 2007, 73, 1712-1720.
- 21 75. T. Luttrell, S. Halpegamage, J. Tao, A. Kramer, E. Sutter and M. Batzill, *Scientific Reports*, 2014, 4, 4043.
- 22 76. N. S. Allen, N. Mahdjoub, V. Vishnyakov, P. J. Kelly and R. J. Kriek, *Polymer Degradation and Stability*, 2018, 150, 31-36.
- 23 77. J. Lai, W. Niu, R. Luque and G. Xu, *Nano Today*, 2015, 10, 240-267.
- 24 78. J. Dhal, B. Mishra and G. Hota, *Int. J. Environ. Sci. Technol.*, 2015, 12, 1845-1856.
- 25 79. P. Z. Ray and H. J. Shipley, *RSC Advances*, 2015, 5, 29885-29907.
- 26 80. Y. C. Zhang, J. Y. Tang and X. Y. Hu, *Journal of Alloys and Compounds*, 2008, 462, 24-28.
- 27 81. S. Mallakpour and M. Madani, *Progress in Organic Coatings*, 2015, 86, 194-207.
- 28 82. R. P. Rocha, O. Soares, J. L. Figueiredo and M. F. R. Pereira, *C-J. Carbon Res.*, 2016, 2, 18.
- 29 83. U. N. Maiti, W. J. Lee, J. M. Lee, Y. Oh, J. Y. Kim, J. E. Kim, J. Shim, T. H. Han and S. O. Kim, *Advanced Materials*, 2014, 26, 40-67.
- 30 84. T. Tosco, M. Petrangeli Papini, C. Cruz Viggi and R. Sethi, *Journal of Cleaner Production*, 2014, 77, 10-21.
- 31 85. J.-M. Jian, C. Zhang, F. Wang, X. Lu, F. Wang and E. Y. Zeng, *Environmental Pollution*, 2019, 251, 425-433.
- 32 86. S. Zhang, T. Shao, S. S. K. Bekaroglu and T. Karanfil, *Environmental Science & Technology*, 2009, 43, 5719-5725.
- 33 87. T. Cordero, J.-M. Chovelon, C. Duchamp, C. Ferronato and J. Matos, *Applied Catalysis B: Environmental*, 2007, 73, 227-235.
- 34 88. A. Jawed, V. Saxena and L. M. Pandey, *Journal of Water Process Engineering*, 2020, 33, 101009.
- 35 89. I. Jang, J. H. Park, K. Song, L. Kim, Y. Lee and S. G. Oh, *Mater. Chem. Phys.*, 2014, 147, 691-700.
- 36 90. Y. Xu, V. Musumeci and C. Aymonier, *Reaction Chemistry & Engineering*, 2019, 4, 2030-2054.
- 37 91. H. Xu, B. W. Zeiger and K. S. Suslick, *Chemical Society Reviews*, 2013, 42, 2555-2567.
- 38
39
40
41
42
43
44
45
46
47
48
49
50
51
52
53
54
55
56
57
58
59
60

- 1
- 2
- 3
- 4 92. A. Vanderkooy, Y. Chen, F. Gonzaga and M. A. Brook, *ACS Applied Materials & Interfaces*, 2011,
- 5 3, 3942-3947.
- 6 93. R. Stirling, W. S. Walker, P. Westerhoff and S. Garcia-Segura, *Electrochimica Acta*, 2020, 338,
- 7 135874.
- 8 94. P. Westerhoff, P. Alvarez, Q. Li, J. Gardea-Torresdey and J. Zimmerman, *Environmental Science:*
- 9 *Nano*, 2016, 3, 1241-1253.
- 10 95. G. A. Boorman, *Environmental Health Perspectives*, 1999, 107, 207-217.
- 11 96. N. Chaukura, S. S. Marais, W. Moyo, N. Mbali, L. C. Thakalekoala, T. Ingwani, B. B. Mamba, P.
- 12 Jarvis and T. T. I. Nkambule, *Journal of Environmental Chemical Engineering*, 2020, 8, 103659.
- 13 97. L. Al-Issai, W. Elshorbagy, M. A. Maraqa, M. Hamouda and A. M. Soliman, *Water*, 2019, 11, 559.
- 14 98. M. Zhang, X. Wang, T. T. Du, H. H. Wang, H. Z. Hao, Y. Y. Wang, Y. Li and T. W. Hao, *Water*
- 15 *Research*, 2019, 162, 1-10.
- 16 99. Y. Liu, J. Goebel and Y. Yin, *Chemical Society Reviews*, 2013, 42, 2610-2653.
- 17 100. S. Sarkar, J. E. Greenleaf, A. Gupta, D. Uy and A. K. SenGupta, *Annual Review of Chemical and*
- 18 *Biomolecular Engineering*, 2012, 3, 497-517.
- 19 101. N. B. Saleh, A. Khalid, Y. Tian, C. Ayres, I. V. Sabaraya, J. Pietari, D. Hanigan, I. Chowdhury and O.
- 20 G. Apul, *Environmental Science: Water Research & Technology*, 2019, 5, 198-208.
- 21 102. J. Brame, Q. Li and P. J. J. Alvarez, *Trends in Food Science & Technology*, 2011, 22, 618-624.
- 22 103. P. J. J. Alvarez, C. K. Chan, M. Elimelech, N. J. Halas and D. Villagrán, *Nature Nanotechnology*,
- 23 2018, 13, 634-641.
- 24 104. M. S. Mauter, I. Zucker, F. Perreault, J. R. Werber, J.-H. Kim and M. Elimelech, *Nature*
- 25 *Sustainability*, 2018, 1, 166-175.
- 26 105. S. Gavankar, S. Suh and A. F. Keller, *The International Journal of Life Cycle Assessment*, 2012, 17,
- 27 295-303.
- 28 106. R. Hischier and T. Walser, *Science of The Total Environment*, 2012, 425, 271-282.
- 29 107. H. C. Kim and V. Fthenakis, *Journal of Industrial Ecology*, 2013, 17, 528-541.
- 30 108. B. Salieri, D. A. Turner, B. Nowack and R. Hischier, *NanoImpact*, 2018, 10, 108-120.
- 31 109. D. B. Warheit, *F1000Res*, 2018, 7, 376-376.
- 32 110. S. Erbis, Z. Ok, J. A. Isaacs, J. C. Benneyan and S. Kamarthi, *Risk Analysis*, 2016, 36, 1644-1665.
- 33 111. D. R. Hristozov, S. Gottardo, A. Critto and A. Marcomini, *Nanotoxicology*, 2012, 6, 880-898.
- 34 112. S. N. Sørensen, A. Baun, M. Burkard, M. Dal Maso, S. Foss Hansen, S. Harrison, R. Hjorth, S. Lofts,
- 35 M. Matzke, B. Nowack, W. Peijnenburg, M. Poikkimäki, J. T. K. Quik, K. Schirmer, A. Verschoor,
- 36 H. Wigger and D. J. Spurgeon, *Environmental Science: Nano*, 2019, 6, 505-518.
- 37 113. M. L. Fernández-Cruz, D. Hernandez-Moreno, J. Catalán, R. Cross, H. Stockmann-Juvala, J.
- 38 Cabellos, V. R. Lopes, M. Matzke, N. Ferraz and J. J. Izquierdo, *Environmental Science: Nano*,
- 39 2018, 5, 381-397.
- 40 114. T. van Harmelen, E. K. Zondervan-van den Beuken, D. H. Brouwer, E. Kuijpers, W. Fransman, H.
- 41 B. Buist, T. N. Ligthart, I. Hincapié, R. Hischier, I. Linkov, B. Nowack, J. Studer, L. Hilty and C. Som,
- 42 *Environment International*, 2016, 91, 150-160.
- 43 115. L. Lamon, D. Asturiol, A. Vilchez, R. Ruperez-Illescas, J. Cabellos, A. Richarz and A. Worth,
- 44 *Computational Toxicology*, 2019, 9, 143-151.
- 45 116. M. Siegert, J. M. Sonawane, C. I. Ezugwu and R. Prasad, in *Advanced Research in Nanosciences*
- 46 *for Water Technology*, eds. R. Prasad and T. Karchiyappan, Springer International Publishing,
- 47 Cham, 2019, DOI: 10.1007/978-3-030-02381-2_1, pp. 1-23.
- 48 117. M. M. Falinski, M. A. Garland, S. M. Hashmi, R. L. Tanguay and J. B. Zimmerman, *Carbon*, 2019,
- 49 155, 587-600.
- 50 118. M. Gifford, M. Chester, K. Hristovski and P. Westerhoff, *Environmental Science: Nano*, 2016, 3,
- 51 1351-1360.
- 52
- 53
- 54
- 55
- 56
- 57
- 58
- 59
- 60

- 1
2
3 119. S. Zuin, P. Scanferla, A. Brunelli, A. Marcomini, J. E. Wong, W. Wennekes and I. Genné, *Industrial & Engineering Chemistry Research*, 2013, 52, 13979-13990.
- 4
5 120. C. Baresel, V. Schaller, C. Jonasson, C. Johansson, R. Bordes, V. Chauhan, A. Sugunan, J. Sommertune and S. Welling, *Heliyon*, 2019, 5, e02325.
- 6
7 121. F. Niaz, Q. Khan, M. Ali and W. Shen, *ACS Omega*, 2020, 5, 4900-4906.
- 8
9 122. B. Fadeel, L. Farcal, B. Hardy, S. Vázquez-Campos, D. Hristozov, A. Marcomini, I. Lynch, E. Valsami-Jones, H. Alenius and K. Savolainen, *Nature Nanotechnology*, 2018, 13, 537-543.
- 10
11 123. I. Lynch, C. Weiss and E. Valsami-Jones, *Nano Today*, 2014, 9, 266-270.
- 12
13 124. L. A. Ika, A. Diallo and D. Thuillier, *International Journal of Project Management*, 2012, 30, 105-116.
- 14
15 125. M. Palaniappan, P. H. Gleick and E. Change, *A review of decision-making support tools in the water, sanitation, and hygiene sector*, Pacific Institute Oakland^ eCalifornia California, 2008.
- 16
17 126. A. Bouabid and G. E. Louis, *Journal of environmental management*, 2015, 161, 335-343.
- 18
19 127. J. J. Henriques and G. E. Louis, *Journal of environmental management*, 2011, 92, 214-222.
- 20
21 128. G. E. Louis and A. Bouabid, Arlington, VA, USA, 2004.
- 22
23 129. S.-M. Lee, C. Laldawngliana and D. Tiwari, *Chemical Engineering Journal*, 2012, 195-196, 103-111.
- 24
25 130. Q. Li, S. Mahendra, D. Y. Lyon, L. Brunet, M. V. Liga, D. Li and P. J. J. Alvarez, *Water Research*, 2008, 42, 4591-4602.
- 26
27 131. A. A. Chisholm, C. L. Genda, S. Pailla, J. L. Martin, A. M. Thrash, K. J. Sheehy and G. E. Louis, 2013.
- 28
29 132. S. I. Hallstedt and O. Isaksson, *Journal of Cleaner Production*, 2017, 161, 40-52.
- 30
31 133. I. Gehrke, A. Geiser and A. Somborn-Schulz, *Nanotechnol Sci Appl*, 2015, 8, 1-17.
- 32
33 134. R. K. Thines, N. M. Mubarak, S. Nizamuddin, J. N. Sahu, E. C. Abdullah and P. Ganesan, *Journal of the Taiwan Institute of Chemical Engineers*, 2017, 72, 116-133.
- 34
35 135. P. Xu, G. M. Zeng, D. L. Huang, C. L. Feng, S. Hu, M. H. Zhao, C. Lai, Z. Wei, C. Huang, G. X. Xie and Z. F. Liu, *Science of The Total Environment*, 2012, 424, 1-10.
- 36
37 136. N. Z. Janković and D. L. Plata, *Environmental Science: Nano*, 2019, 6, 2697-2711.
- 38
39 137. N. R. Council, *Minerals, Critical Minerals, and the U.S. Economy*, The National Academies Press, Washington, DC, 2008.
- 40
41 138. T. E. Graedel, R. Barr, C. Chandler, T. Chase, J. Choi, L. Christoffersen, E. Friedlander, C. Henly, C. Jun, N. T. Nassar, D. Schechner, S. Warren, M.-y. Yang and C. Zhu, *Environmental Science & Technology*, 2012, 46, 1063-1070.
- 42
43 139. T. E. Graedel, E. M. Harper, N. T. Nassar, P. Nuss and B. K. Reck, *Proceedings of the National Academy of Sciences*, 2015, 112, 4257.
- 44
45 140. Y. B. Yin, S. Guo, K. N. Heck, C. A. Clark, C. L. Coonrod and M. S. Wong, *ACS Sustainable Chemistry & Engineering*, 2018, 6, 11160-11175.
- 46
47 141. C. A. Clark, C. P. Reddy, H. Xu, K. N. Heck, G. Luo, T. P. Senftle and M. S. Wong, *ACS Catalysis*, 2020, 10, 494-509.
- 48
49 142. K. N. Heck, S. Garcia-Segura, P. Westerhoff and M. S. Wong, *Accounts of Chemical Research*, 2019, 52, 906-915.
- 50
51 143. Z. A. Jonoush, A. Rezaee and A. Ghaffarinejad, *Journal of Cleaner Production*, 2020, 242, 118569.
- 52
53 144. R. Freund, U. Lächelt, T. Gruber, B. Rühle and S. Wuttke, *ACS nano*, 2018, 12, 2094-2105.
- 54
55 145. S. B. Kalidindi, U. Sanyal and B. R. Jagirdar, *Inorganic Chemistry*, 2010, 49, 3965-3967.
- 56
57 146. R. A. Sheldon, *Journal of Chemical Technology & Biotechnology*, 1997, 68, 381-388.
- 58
59 147. J. Clark, R. Sheldon, C. Raston, M. Poliakoff and W. Leitner, *Green Chemistry*, 2014, 16, 18-23.
- 60
148. D. Kushnir and B. A. Sandén, *Journal of Industrial Ecology*, 2008, 12, 360-375.
149. S. Middlemas, Z. Z. Fang and P. Fan, *Journal of Cleaner Production*, 2015, 89, 137-147.
150. A. Szabó, C. Perri, A. Csató, G. Giordano, D. Vuono and J. B. Nagy, *Materials*, 2010, 3, 3092-3140.

- 1
2
3 151. C. J. Lee, J. Park and J. A. Yu, *Chemical Physics Letters*, 2002, 360, 250-255.
4 152. W. Shi, K. Xue, E. R. Meshot and D. L. Plata, *Green Chemistry*, 2017, 19, 3787-3800.
5 153. M. P. Tsang, G. Philippot, C. Aymonier and G. Sonnemann, *ACS Sustainable Chemistry &*
6 *Engineering*, 2018, 6, 5142-5151.
7 154. M. He, X. F. Liu, B. Liu and J. H. Yang, *Journal of Colloid and Interface Science*, 2019, 537, 414-
8 421.
9 155. S. M. Ansar, F. S. Mohammed, G. von White, M. Budi, K. C. Powell, O. T. Mefford and C. L.
10 Kitchens, *The Journal of Physical Chemistry C*, 2016, 120, 6842-6850.
11 156. L. M. Gilbertson, D. G. Goodwin, A. D. Taylor, L. Pfefferle and J. B. Zimmerman, *Environmental*
12 *Science & Technology*, 2014, 48, 5938-5945.
13 157. W. Abdelwahed, G. Degobert, S. Stainmesse and H. Fessi, *Adv. Drug Deliv. Rev.*, 2006, 58, 1688-
14 1713.
15 158. Y. Mori, *KONA Powder Part. J.*, 2015, 102-114.
16 159. J. D. Robertson, L. Rizzello, M. Avila-Olias, J. Gaitzsch, C. Contini, M. S. Magoń, S. A. Renshaw and
17 G. Battaglia, *Scientific Reports*, 2016, 6, 27494.
18 160. Y. Yomogida, T. Tanaka, M. Zhang, M. Yudasaka, X. Wei and H. Kataura, *Nature Communications*,
19 2016, 7, 12056.
20 161. W. Li, K. R. Yang, X. Yao, Y. He, Q. Dong, G. W. Brudvig, V. S. Batista and D. Wang, *ACS Appl*
21 *Mater Interfaces*, 2019, 11, 5616-5622.
22 162. R. Das, M. E. Ali, S. B. A. Hamid, S. Ramakrishna and Z. Z. Chowdhury, *Desalination*, 2014, 336,
23 97-109.
24 163. M. M. M. Alyobi, C. J. Barnett and R. J. Cobley, *Crystals*, 2017, 7, 11.
25 164. A. C. Barrios, Y. Wang, L. M. Gilbertson and F. Perreault, *Environ Sci Technol*, 2019, 53, 14679-
26 14687.
27 165. W. Yantasee, C. L. Warner, T. Sangvanich, R. S. Addleman, T. G. Carter, R. J. Wiacek, G. E. Fryxell,
28 C. Timchalk and M. G. Warner, *Environmental Science & Technology*, 2007, 41, 5114-5119.
29 166. Y. Wang and L. M. Gilbertson, *Green Chemistry*, 2017, 19, 2826-2838.
30 167. H. H. Cho, K. Wepasnick, B. A. Smith, F. K. Bangash, D. H. Fairbrother and W. P. Ball, *Langmuir*,
31 2010, 26, 967-981.
32 168. M. Rajabi, K. Mahanpoor and O. Moradi, *Rsc Advances*, 2017, 7, 47083-47090.
33 169. P. T. Anastas and J. B. Zimmerman, *Environmental Science & Technology*, 2003, 37, 94A-101A.
34 170. P. Anastas and N. Eghbali, *Chemical Society Reviews*, 2010, 39, 301-312.
35 171. L. M. Gilbertson, A. A. Busnaina, J. A. Isaacs, J. B. Zimmerman and M. J. Eckelman, *Environmental*
36 *Science & Technology*, 2014, 48, 11360-11368.
37 172. M. Gifford, M. Chester, K. Hristovski and P. Westerhoff, *Water Research*, 2018, 128, 246-254.
38 173. R. A. Yokel and R. C. MacPhail, *Journal of Occupational Medicine and Toxicology*, 2011, 6, 7.
39 174. C. Geraci, D. Heidel, C. Sayes, L. Hodson, P. Schulte, A. Eastlake and S. Brenner, *J Nanopart Res*,
40 2015, 17, 366-366.
41 175. M. N. Shepard and S. Brenner, *The Annals of Occupational Hygiene*, 2013, 58, 251-265.
42 176. L. V. Stebounova, H. Morgan, V. H. Grassian and S. Brenner, *WIREs Nanomedicine and*
43 *Nanobiotechnology*, 2012, 4, 310-321.
44 177. P. C. Raynor, in *Assessing Nanoparticle Risks to Human Health*, ed. G. Ramachandran, William
45 Andrew Publishing, Oxford, 2011, DOI: <https://doi.org/10.1016/B978-1-4377-7863-2.00007-8>,
46 pp. 167-193.
47 178. L. Hodson, C. Geraci and P. Schulte, 2019.
48 179. K. R. Babik, M. M. Dahm, K. H. Dunn, K. L. Dunn and M. K. Schubauer-Berigan, *Journal of*
49 *Occupational and Environmental Hygiene*, 2018, 15, 44-56.
50
51
52
53
54
55
56
57
58
59
60

- 1
2
3 180. Y. Ding, T. A. J. Kuhlbusch, M. Van Tongeren, A. S. Jiménez, I. Tuinman, R. Chen, I. L. Alvarez, U.
4 Mikolajczyk, C. Nickel, J. Meyer, H. Kaminski, W. Wohlleben, B. Stahlmecke, S. Clavaguera and
5 M. Riediker, *Journal of hazardous materials*, 2017, 322, 17-28.
- 6 181. C. Oksel, V. Subramanian, E. Semenzin, C. Y. Ma, D. Hristozov, X. Z. Wang, N. Hunt, A. Costa, W.
7 Fransman, A. Marcomini and T. Wilkins, *Environmental Science: Nano*, 2016, 3, 869-882.
- 8 182. W. A. Heitbrink, L.-M. Lo and K. H. Dunn, *Journal of Occupational and Environmental Hygiene*,
9 2015, 12, 16-28.
- 10 183. P. Westerhoff, A. Atkinson, J. Fortner, M. S. Wong, J. Zimmerman, J. Gardea-Torresdey, J.
11 Ranville and P. Herckes, *Nature nanotechnology*, 2018, 13, 661-669.
- 12 184. B. Fubini, M. Ghiazza and I. Fenoglio, *Nanotoxicology*, 2010, 4, 347-363.
- 13 185. Z.-m. Xiu, Q.-b. Zhang, H. L. Puppala, V. L. Colvin and P. J. Alvarez, *Nano letters*, 2012, 12, 4271-
14 4275.
- 15 186. D. A. Notter, D. M. Mitrano and B. Nowack, *Environ Toxicol Chem*, 2014, 33, 2733-2739.
- 16 187. O. Bondarenko, K. Juganson, A. Ivask, K. Kasemets, M. Mortimer and A. Kahru, *Arch Toxicol*,
17 2013, 87, 1181-1200.
- 18 188. N. V. Hudson-Smith, P. L. Clement, R. P. Brown, M. O. P. Krause, J. A. Pedersen and C. L. Haynes,
19 *Environmental Science: Nano*, 2016, 3, 1236-1240.
- 20 189. S. Lopes, F. Ribeiro, J. Wojnarowicz, W. Łojkowski, K. Jurkschat, A. Crossley, A. M. Soares and S.
21 Loureiro, *Environmental toxicology and chemistry*, 2014, 33, 190-198.
- 22 190. P. Foroozandeh and A. A. Aziz, *Nanoscale research letters*, 2018, 13, 339-339.
- 23 191. H. T. Kong, Y. Zhang, Y. J. Li, Z. F. Cui, K. Xia, Y. H. Sun, Q. F. Zhao and Y. Zhu, *International*
24 *Journal of Molecular Sciences*, 2013, 14, 22529-22543.
- 25 192. M. Zhang, M. Yang, T. Morimoto, N. Tajima, K. Ichiraku, K. Fujita, S. Iijima, M. Yudasaka and T.
26 Okazaki, *Carbon*, 2018, 127, 93-101.
- 27 193. Q. Feng, Y. Liu, J. Huang, K. Chen, J. Huang and K. Xiao, *Scientific Reports*, 2018, 8, 2082.
- 28 194. C. P. Adams, K. A. Walker, S. O. Obare and K. M. Docherty, *PLoS ONE*, 2014, 9, e85981.
- 29 195. C. Lopez-Chaves, J. Soto-Alvaredo, M. Montes-Bayon, J. Bettmer, J. Llopis and C. Sanchez-
30 Gonzalez, *Nanomedicine: Nanotechnology, Biology and Medicine*, 2018, 14, 1-12.
- 31 196. K. Greish, G. Thiagarajan, H. Herd, R. Price, H. Bauer, D. Hubbard, A. Burckle, S. Sadekar, T. Yu, A.
32 Anwar, A. Ray and H. Ghandehari, *Nanotoxicology*, 2012, 6, 713-723.
- 33 197. A. M. El Badawy, R. G. Silva, B. Morris, K. G. Scheckel, M. T. Suidan and T. M. Tolaymat,
34 *Environmental science & technology*, 2011, 45, 283-287.
- 35 198. L. M. Gilbertson, F. Melnikov, L. C. Wehmas, P. T. Anastas, R. L. Tanguay and J. B. Zimmerman,
36 *Nanotoxicology*, 2015, 1-10.
- 37 199. C. Graf, D. Nordmeyer, C. Sengstock, S. Ahlberg, J. Diendorf, J. Raabe, M. Epple, M. Koller, J.
38 Lademann, A. Vogt, F. Rancan and E. Ruhl, *Langmuir*, 2018, 34, 1506-1519.
- 39 200. M. Ramani, S. Ponnusamy, C. Muthamizhchelvan and E. Marsili, *Colloids and Surfaces B:*
40 *Biointerfaces*, 2014, 117, 233-239.
- 41 201. Y. Chang, K. Li, Y. Feng, Y. Cheng, M. Zhang, Z. Wang, Z. Wu and H. Zhang, *Nanotoxicology*, 2017,
42 11, 907-922.
- 43 202. Y. Feng, Y. Chang, X. Sun, N. Liu, Y. Cheng, Y. Feng, H. Zhang and X. Li, *Toxicological Sciences*,
44 2017, 156, 480-491.
- 45 203. Z. Chu, S. Zhang, B. Zhang, C. Zhang, C.-Y. Fang, I. Rehor, P. Cigler, H.-C. Chang, G. Lin, R. Liu and
46 Q. Li, 2014, 4, 4495.
- 47 204. X. Shi, A. von dem Bussche, R. H. Hurt, A. B. Kane and H. Gao, *Nat Nano*, 2011, 6, 714-719.
- 48 205. F. Perreault, R. Popovic and D. Dewez, *Environ. Pollut.*, 2014, 185, 219.
- 49 206. A. F. Faria, F. Perreault and M. Elimelech, *ACS Applied Nano Materials*, 2018, 1, 1164-1174.
- 50
51
52
53
54
55
56
57
58
59
60

- 1
2
3 207. J. Olabarrieta, S. Zorita, I. Peña, N. Rioja, O. Monzón, P. Benguria and L. Scifo, *Applied Catalysis*
4 *B: Environmental*, 2012, 123-124, 182-192.
5 208. A. A. Keller and A. Lazareva, *Environmental Science & Technology Letters*, 2014, 1, 65-70.
6 209. Y. Bi, B. Han, S. Zimmerman, F. Perreault, S. Sinha and P. Westerhoff, *Water Research*, 2018,
7 143, 77-86.
8 210. C. M. Park, K. H. Chu, N. Her, M. Jang, M. Baalousha, J. Heo and Y. Yoon, *Separation &*
9 *Purification Reviews*, 2017, 46, 255-272.
10 211. Y. Liao, C.-H. Loh, M. Tian, R. Wang and A. G. Fane, *Progress in Polymer Science*, 2018, 77, 69-94.
11 212. K. Flores, R. S. Turley, C. Valdes, Y. Ye, J. Cantu, J. A. Hernandez-Viezas, J. G. Parsons and J. L.
12 Gardea-Torresdey, *Applied Spectroscopy Reviews*, 2019, DOI: 10.1080/05704928.2019.1694937,
13 1-26.
14 213. C. D. Powell, A. J. Atkinson, Y. Ma, M. Marcos-Hernandez, D. Villagran, P. Westerhoff and M. S.
15 Wong, *Journal of Nanoparticle Research*, 2020, 22, 48.
16 214. D. G. Goodwin, A. S. Adeleye, L. Sung, K. T. Ho, R. M. Burgess and E. J. Petersen, *Environmental*
17 *Science & Technology*, 2018, 52, 4491-4513.
18 215. L. Reijnders, in *Health and Environmental Safety of Nanomaterials*, eds. J. Njuguna, K.
19 Pielichowski and H. Zhu, Woodhead Publishing, 2014, DOI:
20 <https://doi.org/10.1533/9780857096678.3.222>, pp. 222-250.
21 216. L. Reijnders, *Journal of Cleaner Production*, 2006, 14, 124-133.
22 217. A. Nagar and T. Pradeep, *ACS nano*, 2020, 14, 6420-6435.
23 218. T. Zhang, G. V. Lowry, N. L. Capiro, J. Chen, W. Chen, Y. Chen, D. D. Dionysiou, D. W. Elliott, S.
24 Ghoshal, T. Hofmann, H. Hsu-Kim, J. Hughes, C. Jiang, G. Jiang, C. Jing, M. Kavanaugh, Q. Li, S.
25 Liu, J. Ma, B. Pan, T. Phenrat, X. Qu, X. Quan, N. Saleh, P. J. Vikesland, Q. Wang, P. Westerhoff,
26 M. S. Wong, T. Xia, B. Xing, B. Yan, L. Zhang, D. Zhou and P. J. J. Alvarez, *Environmental Science:*
27 *Nano*, 2019, 6, 1283-1302.
28 219. M. D. Montaña, G. V. Lowry, F. von der Kammer, J. Blue and J. F. Ranville, *Environmental*
29 *Chemistry*, 2014, 11, 351-366.
30 220. Y. Bi and P. Westerhoff, *Chemosphere*, 2019, 223, 275-284.
31 221. C. Ursino, R. Castro-Muñoz, E. Drioli, L. Gzara, M. H. Albeirutty and A. Figoli, *Membranes (Basel)*,
32 2018, 8, 18.
33 222. Y. Wen, J. Yuan, X. Ma, S. Wang and Y. Liu, *Environmental Chemistry Letters*, 2019, 17, 1539-
34 1551.
35 223. M. Amde, J.-f. Liu, Z.-Q. Tan and D. Bekana, *Environmental Pollution*, 2017, 230, 250-267.
36 224. A. C. Mensch, R. T. Hernandez, J. E. Kuether, M. D. Torelli, Z. V. Feng, R. J. Hamers and J. A.
37 Pedersen, *Environmental Science & Technology*, 2017, 51, 11075-11084.
38 225. N. Gong, K. Shao, C. Che and Y. Sun, *Marine Pollution Bulletin*, 2019, 149, 110532.
39 226. H. Pérez-Hernández, F. Fernández-Luqueño, E. Huerta-Lwanga, J. Mendoza-Vega and D. Álvarez-
40 Solís José, *Land Degradation & Development*, n/a.
41 227. W.-C. Hou, P. Westerhoff and J. D. Posner, *Environmental Science: Processes & Impacts*, 2013,
42 15, 103-122.
43 228. H. O'Neal Tugaoen, S. Garcia-Segura, K. Hristovski and P. Westerhoff, *Science of The Total*
44 *Environment*, 2018, 613-614, 1331-1338.
45 229. Y. Zhang, B. Wu, H. Xu, H. Liu, M. Wang, Y. He and B. Pan, *NanoImpact*, 2016, 3-4, 22-39.
46 230. K. D. Good, L. E. Bergman, S. S. Klara, M. E. Leitch and J. M. VanBriesen, *J. Am. Water Work*
47 *Assoc.*, 2016, 108, E1-E17.
48 231. W. Tang, Y. Su, Q. Li, S. Gao and J. K. Shang, *Water Research*, 2013, 47, 3624-3634.
49 232. G. Odling and N. Robertson, *Catalysis Science & Technology*, 2019, 9, 533-545.
50 233. X. Bi, H. Ma and P. Westerhoff, *Environmental Science & Technology*, 2018, 52, 13289-13297.
51
52
53
54
55
56
57
58
59
60

- 1
2
3 234. U. E. P. Agency, 2008.
4 235. S. F. Hansen and A. Baun, *Dose-Response*, 2011, 10, dose-response.10-029.Hansen.
5 236. O. Myakonkaya, Z. Hu, M. F. Nazar and J. Eastoe, *Chemistry – A European Journal*, 2010, 16,
6 11784-11790.
7
8 237. A. Caballero-Guzman, T. Sun and B. Nowack, *Waste Management*, 2015, 36, 33-43.
9 238. R. K. Gautam and M. C. Chattopadhyaya, in *Nanomaterials for Wastewater Remediation*, eds. R.
10 K. Gautam and M. C. Chattopadhyaya, Butterworth-Heinemann, Boston, 2016, DOI:
11 <https://doi.org/10.1016/B978-0-12-804609-8.00012-1>, pp. 297-309.
12 239. S. Lata and S. R. Samadder, *Journal of environmental management*, 2016, 166, 387-406.
13 240. S. Lata, P. K. Singh and S. R. Samadder, *Int. J. Environ. Sci. Technol.*, 2015, 12, 1461-1478.
14 241. A. S. Fajardo, P. Westerhoff, C. M. Sanchez-Sanchez and S. Garcia-Segura, *Applied Catalysis B:*
15 *Environmental*, 2020, DOI: <https://doi.org/10.1016/j.apcatb.2020.119465>, 119465.
16 242. F. Schüth, M. D. Ward and J. M. Buriak, ACS Publications, 2018.
17 243. S. L. Scott, *ACS Catalysis*, 2018, 8, 8597-8599.
18
19
20
21
22

Graphical Abstract

