

**Alkali-Amide Controlled Selective Synthesis of 7-Azaindole
and 7-Azaindoline through Domino Reactions of 2-Fluoro-3-
methylpyridine and Aldehydes**

Journal:	<i>Organic Chemistry Frontiers</i>
Manuscript ID	QO-RES-03-2022-000339
Article Type:	Research Article
Date Submitted by the Author:	01-Mar-2022
Complete List of Authors:	Xu, Xinyu; Nanjing Tech University Ou, Mingjie; Nanjing Tech University Wang, Yan-En; Hebei Agricultural University, College of Science Lin, Tingzhi; Nanjing Tech University Xiong, Dan; Nanjing Tech University Xue, Fei; Nanjing Forestry University, College of Science Walsh, Patrick; UPenn, chem Mao, Jianyou; Nanjing Tech University,

ARTICLE

Alkali-Amide Controlled Selective Synthesis of 7-Azaindole and 7-Azaindoline through Domino Reactions of 2-Fluoro-3-methylpyridine and Aldehydes

Received 00th January 20xx,
Accepted 00th January 20xx

DOI: 10.1039/x0xx00000x

Xinyu Xu,^a Mingjie Ou,^a Yan-En Wang,^c Tingzhi Lin,^a Dan Xiong^a, Fei Xue^b, Patrick J. Walsh^d and Jianyou Mao^{*a}

Azaindoles and azaindoles are important core structures in pharmaceuticals and natural products, which have found wide applications in the field of medicinal chemistry. In this study, we developed a novel one-pot method for selectively synthesizing 7-azaindoles and 7-azaindoles, which can be generated by reactions between the readily available 2-fluoro-3-methylpyridine and arylaldehyde. The chemoselectivity is counterion dependent, with $\text{LiN}(\text{SiMe}_3)_2$ generating 7-azaindoles and $\text{KN}(\text{SiMe}_3)_2$ furnishing 7-azaindoles. A range of substitutes can be introduced under these conditions, providing handles for further elaboration and functionalization.

Introduction

7-Azaindoles are privileged heterocycles with broad applications ranging from coordination chemistry to material science¹ and uses from optical probes to therapeutics.² As bioisosteres of indole, 7-azaindole often exhibited enhanced solubility and superior bioavailability.³ These attractive pharmacological properties have led to the development of a number of clinically proven drugs and drug candidates, such as Zelboraf (vemurafenib),⁴ (PLX4032),⁵ pexidartinib,⁶ venetoclax⁷ and many others (Fig. 1).^{2b, 8.}

Like 7-azaindoles, the reduced derivatives, 7-azaindoles, are considered important pharmacophores (Fig. 1).⁹ The chemical synthesis of 7-azaindoline derivatives remain challenging due to the presence of the sp^2 nitrogen atom.¹⁰ Previous routes mainly involve hydrogenation of azaindoles¹¹ and the amination of strong aliphatic C–H bonds.¹⁰ Thus, we were motivated to develop an improved synthetic approach to yield derivatives of 7-azaindoles in an efficient and economical manner.

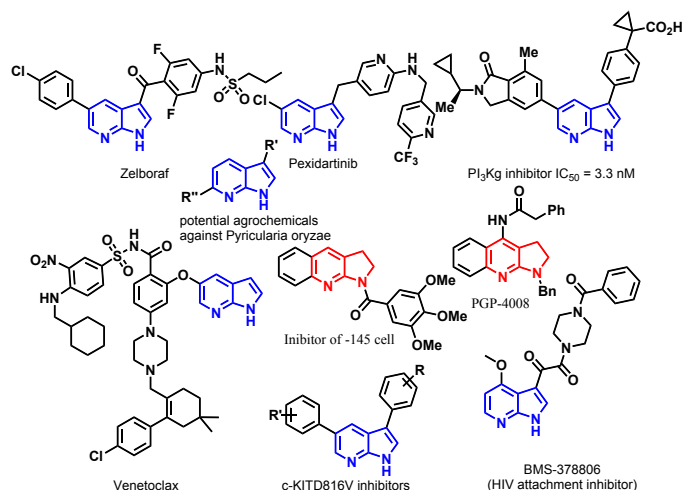


Fig. 1 Selected bioactive compounds containing 7-azaindole and 7-azaindoline motifs

Many traditional methods for indole synthesis—such as Fischer, Bartoli, and Reissert approaches—are often unsuitable for generating azaindoles due to the electron-deficient nature of their pyridine-based starting materials.¹² Indeed, only pyridylhydrazines that bear electron-donating groups can be applied to the synthesis of azaindoles through Fischer's approach with reasonable yields.¹³ Although many contemporary azaindole syntheses are transition-metal catalyzed,¹⁴ the stringent requirements of trace heavy metal residue in fine chemicals has driven the desire for transition-metal-free approaches with easily accessible starting materials.

The current state-of-art for transition-metal-free preparation of azaindoles are often based on classic routes for parent indole syntheses. An example is the Hemetsberger-Knittel synthesis of azaindoles from azidoacetate and pyridine carboxaldehyde (Scheme 1a).¹⁵ Likewise, 7-azaindole can be

^a Technical Institute of Fluorochemistry (TIF), Institute of Advanced Synthesis, School of Chemistry and Molecular Engineering, Nanjing Tech University, 30 South Puzhu Road, Nanjing 211816 (P.R. China)

^b Institute of Material Physics & Chemistry, College of Science, Nanjing Forestry University, Nanjing 210037, China

^c College of Science, Hebei Agricultural University, Baoding 071000, P. R. China

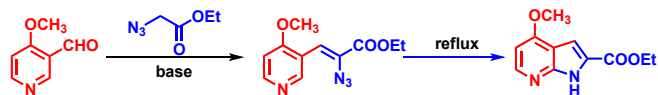
^d Roy and Diana Vagelos Laboratories, Department of Chemistry, University of Pennsylvania, 231 South 34th Street, Philadelphia, Pennsylvania 19104-6323, USA.

† Footnotes relating to the title and/or authors should appear here.

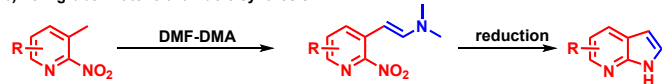
Electronic Supplementary Information (ESI) available: [details of any supplementary information available should be included here]. See DOI: 10.1039/x0xx00000x

generated under reductive conditions by emulating Leimgruber-Batcho indole synthesis (Scheme 1b).¹⁶ The Chichibabin cyclization yields 7-azaindoles, albeit with few examples reported (Scheme 1c).¹⁷ As a valuable alternative, Scheidt and co-workers developed *N*-heterocyclic carbene catalyzed synthesis of azaindoles with aza-ortho-azaquinone methide precursor and aldehydes (Scheme 1d).¹⁸

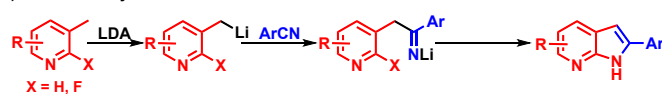
a) Hemetsberger azaindole synthesis



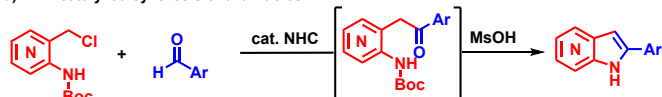
b) Leimgruber-Batcho azaindole synthesis



c) Chichibabin cyclizations



d) NHC-catalyzed synthesis of azaindoles

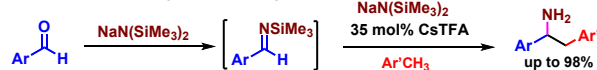


Scheme 1 7-Azaindole synthesis by emulating the parent indole synthesis

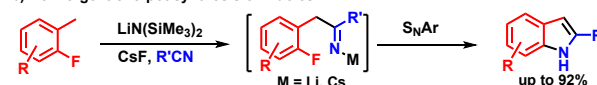
We are interested in Brønsted bases (MN(SiMe₃)₂, M = Li, Na, K, Cs) promoted functionalization of weakly acidic C–H bonds. Our past efforts include: 1) the relatively weak “mixed base” (LiN(SiMe₃)₂/CsF, NaN(SiMe₃)₂/CsTFA), which can reversibly deprotonate methyl arenes at the benzylic positions. It is hypothesized that these deprotonations are facilitated by alkali-metal cation-π interactions.¹⁹ 2) The “mixed base” exhibits excellent chemoselectivity for deprotonation at benzylic positions. 3) The dual role of MN(SiMe₃)₂ could mediate C–N and C–C bond formations by condensation with benzaldehydes and deprotonation of weakly acidic benzylic C–H bonds. Representative examples developed with this strategy include one-pot aminobenylation of aldehyde with toluenes (Scheme 2a)²⁰ and tandem synthesis of indoles with 2-fluorotoluenes (Scheme 2b),²¹ among others.²²

These recent findings led us to wonder if 7-azaindoline could be produced through tandem C–N and C–C bond formation by reactions of benzaldehydes, 2-fluoro-3-picoline and MN(SiMe₃)₂ as outlined in Scheme 2c. If such 7-azaindoline could be generated, we hoped to introduce a related method to access 7-azaindole analogs. Herein, we described the discovery of alkali counterion-controlled chemoselective synthesis of 7-azaindoles and 7-azaindoles using readily available starting materials, i.e., aldehydes and 2-fluoro-3-picoline (Scheme 2c). Compared with the previously reported approach by Nuhant and co-workers (Scheme 2d),²³ our method streamlines the syntheses by avoiding the use of stoichiometric oxidants. Our approach also provides an alternative to synthesize N–H free 7-azaindoles, which can be further derivatized with diverse functional groups via N–H functionalizations.

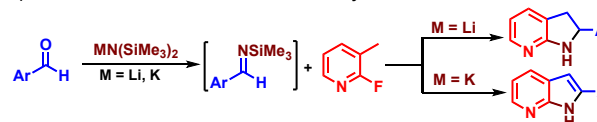
a) One-pot aminobenylation of aldehydes



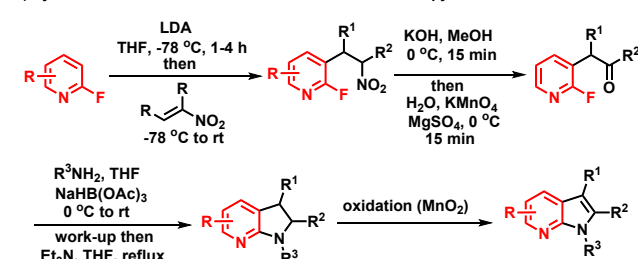
b) Convergent one-pot synthesis of indoles



c) Alkali Counterion controlled chemoselective synthesis of 7-azaindoline and 7-azaindole



d) Synthesis of 7-azaindoline and 7-azaindole from 2-fluoropyridines



Scheme 2 Previous work for synthesis of indole and azaindoles

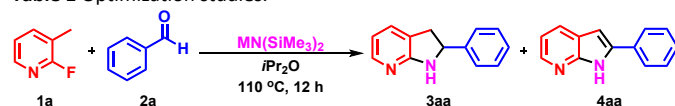
Results and discussion

To develop and optimize the proposed reactions, we first examined how three different bases [KN(SiMe₃)₂, NaN(SiMe₃)₂, and LiN(SiMe₃)₂, 3 equiv.] affect the tandem reaction between 2-fluoro-3-picoline (**1a**, 1 equiv.) and benzaldehyde (**2a**, 1 equiv.). We performed the reactions in *i*Pr₂O (diisopropyl ether) at 110 °C for 12 h (Table 1, entries 1 – 3). It was found that KN(SiMe₃)₂ led to the formation of 7-azaindoline **3aa** in an 18% AY. Surprisingly, 7-azaindole (**4aa**) was the main product (56% AY) (entry 1; AY = assay yield determined by ¹HNMR integration of the unpurified reaction mixture against an internal standard). Unlike KN(SiMe₃)₂, NaN(SiMe₃)₂ failed to promote the reaction (entry 2). In contrast, LiN(SiMe₃)₂ exclusively afforded 7-azaindoline (**3aa**) in 56% isolated yield while suppressing the formation of 7-azaindole (entry 3). Thus, KN(SiMe₃)₂ mainly promoted the 7-azaindole formation and LiN(SiMe₃)₂ exclusively mediated the 7-azaindoline formation.

We next evaluated other reaction parameters to determine how they impact the base-dependent chemoselectivity. To do this, we examined the impact of stoichiometry on the yield of **3aa** under the conditions of entry 3 (entries 4–6). Increasing the amount of 2-fluoro-3-picoline **1a** to 2 equiv. slightly improved the yield of **3aa** from 56% to 59% (entry 4). Further increasing the reaction concentration from 0.1 M (entry 4) to 0.2 M (entry 7) greatly improved the yield of **3aa** to 93% (entry 7). Notably, LiN(SiMe₃)₂ exclusively produces 2-phenyl 7-azaindoline **3aa**. Decreasing the temperature results in lower yield of 7-azaindoline and 7-azaindole (see Supporting Information for details). Therefore, 7-azaindoline was generated using 2 equiv. of 2-fluoro-3-picoline (**1a**), 1 equiv. of benzaldehyde (**2a**), 3 equiv. of LiN(SiMe₃)₂ in *i*Pr₂O at 110 °C for 12 h. After screening

the concentrations and bases combinations, the optimal conditions for tandem synthesis of 7-azaindole were those described in entry 11.

Table 1 Optimization studies.^[a]

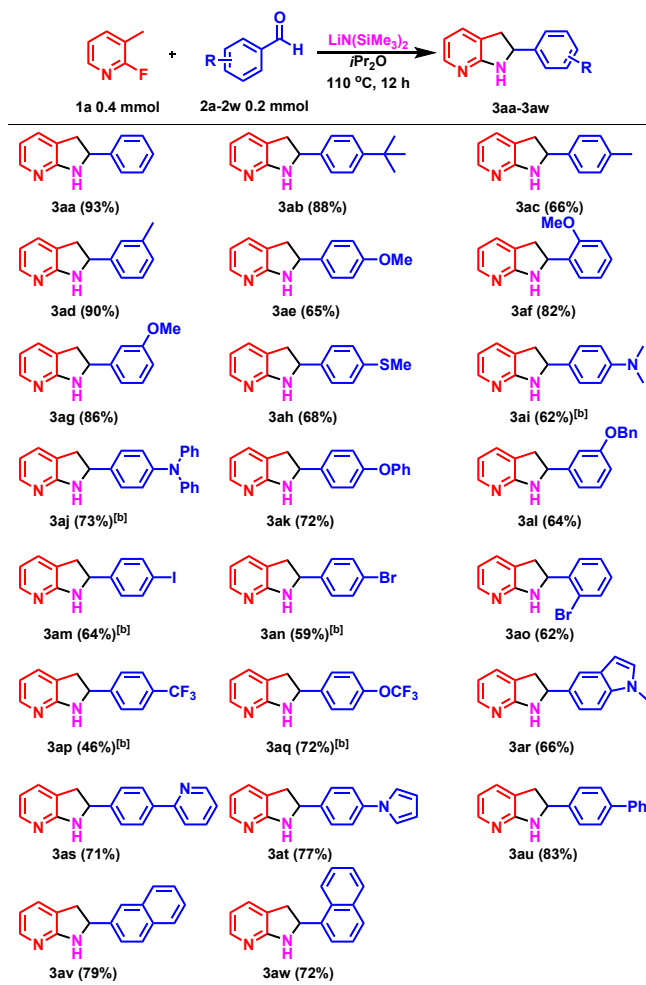


entry	1a/2a/ Base	Base	Solvent	Yield [%] ^[b]	
				3aa	4aa
1	1:1:3	KN(SiMe ₃) ₂	<i>i</i> Pr ₂ O (1.0 mL)	18	56
2	1:1:3	NaN(SiMe ₃) ₂	<i>i</i> Pr ₂ O (1.0 mL)	trace	trace
3	1:1:3	LiN(SiMe ₃) ₂	<i>i</i> Pr ₂ O (1.0 mL)	56 ^[c]	0
4	2:1:3	LiN(SiMe ₃) ₂	<i>i</i> Pr ₂ O (1.0 mL)	59 ^[c]	0
5	1:2:3	LiN(SiMe ₃) ₂	<i>i</i> Pr ₂ O (1.0 mL)	22 ^[c]	0
6	1:3:3	LiN(SiMe ₃) ₂	<i>i</i> Pr ₂ O (1.0 mL)	Trace	0
7	2:1:3	LiN(SiMe ₃) ₂	<i>i</i> Pr ₂ O (0.5 mL)	93 ^[c]	0
8	1:1:3	KN(SiMe ₃) ₂	<i>i</i> Pr ₂ O (0.2 mL)	Trace	66 ^[c]
9	1:1:3	KN(SiMe ₃) ₂	<i>i</i> Pr ₂ O (0.1 mL)	Trace	74/82 ^[c]
10	1:1:3	KN(SiMe ₃) ₂	<i>i</i> Pr ₂ O (0.05 mL)	Trace	66 ^[c]
11	1:1:5	LiN(SiMe ₃) ₂ =3:2	<i>i</i> Pr ₂ O (1.0 mL)	Trace	86 ^[c]

[a] Reaction performed on a 0.1 mmol scale in *i*Pr₂O. [b] Yield determined by integration of the ¹H NMR of the unpurified reaction mixture. [c] Isolated yield.

With the optimized conditions in hand, we next examined the substrate scope of benzaldehydes (**1a**, Table 2) in the generation of 7-azaindoline derivatives. Benzaldehydes containing electron-donating functional groups, including 4-*t*Bu (**2b**), 4- and 3-Me (**2c**, **2d**), 4-, 2- and 3-OMe (**2e** – **2g**), 4-SMe (**2h**), 4-NMe₂ (**2i**), 4-NPh₂ (**2j**), 4-OPh (**2k**), 3-OBn (**2l**) and electron-withdrawing functional groups [4-I (**2m**), 4- and 2-Br (**2n**, **2o**), 4-CF₃ (**2p**), 4-OCF₃ (**2q**)] exhibited good to excellent reactivity, producing 7-azaindolines substituted at the C-2 position in 46–90% yield. The reaction conditions were also compatible with a wide range of substituted benzaldehydes including those that contained nitrogen-containing heterocycles (**2r–2t**). Likewise, 4-phenylbenzaldehyde (**2u**), 2-naphthaldehyde (**2v**) and 1-naphthaldehyde (**2w**) afforded the corresponding C-2 substituted 7-azaindolines with a yields of 72, 79 and 83%, respectively (**3au–3aw**). Under our conditions, aliphatic aldehydes were not tolerated (see Supporting Information).

Table 2 Substrate scope with benzaldehyde derivatives.^[a]



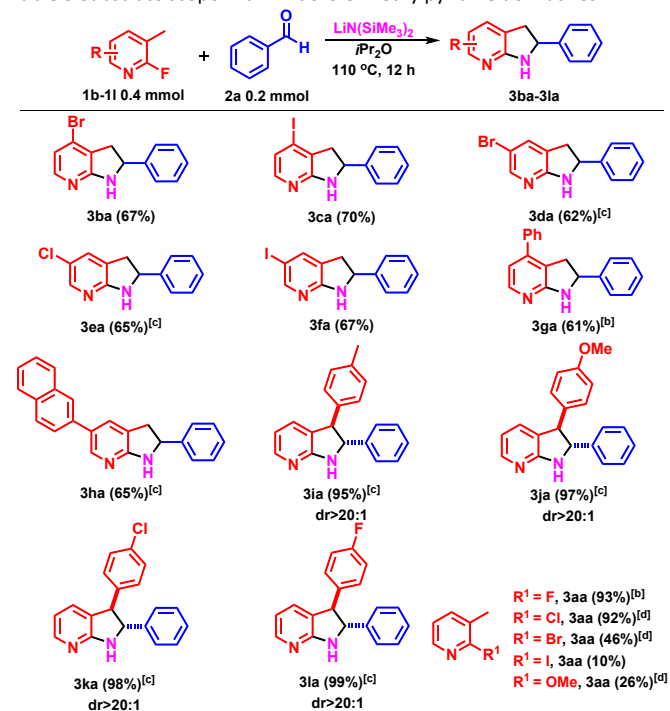
[a] Reactions performed on a 0.2 mmol scale with 2 equiv. of 2-fluoro-3-methylpyridine, 1 equiv. of benzaldehyde, 3 equiv. of LiN(SiMe₃)₂, in 1.0 mL *i*Pr₂O. Yield is that of the isolated product. [b] With 3 equiv. of 2-fluoro-3-methylpyridine.

Next, we explored the substrate scope of the 2-fluoro-3-picolines. We found that a broad range of substituted 2-fluoro-3-picolines can yield the desired products under our standard reaction conditions (Table 3), although some substrates required further optimization. 2-Fluoro-3-picolines with substituted halogen at C-4 position, such as Br (**1b**) or I (**1c**), rendered the desired product in 67 and 70% yield, respectively. For the substrates containing Br (**1d**), Cl (**1e**) or I (**1f**) at the C-5 position of the 2-fluoro-3-picoline, 62–67% isolated yields were obtained. 2-Fluoro-3-picolines bearing electron-neutral functional groups also afforded the corresponding 7-azaindolines at 61–65% yield (**3ga**, **3ha**). We also found that more structurally complex 2,3-disubstituted 7-azaindolines (**3ia** – **3la**) could be generated under our conditions with high diastereoselectivity (dr > 20:1). Based on analysis of the NOESY of compound **3ia**, we concluded that the *trans* isomers were generated in these transformations (see Supporting Information for details).

We further examined how different leaving groups on 3-picolines affect the reactivity in our 7-azaindoline synthesis. When Cl was employed as leaving group, the yield of

azaindoline is 92%. However, other leaving groups such as Br, I or OMe can only render 7-azaindoline in lower yields (Table 3).

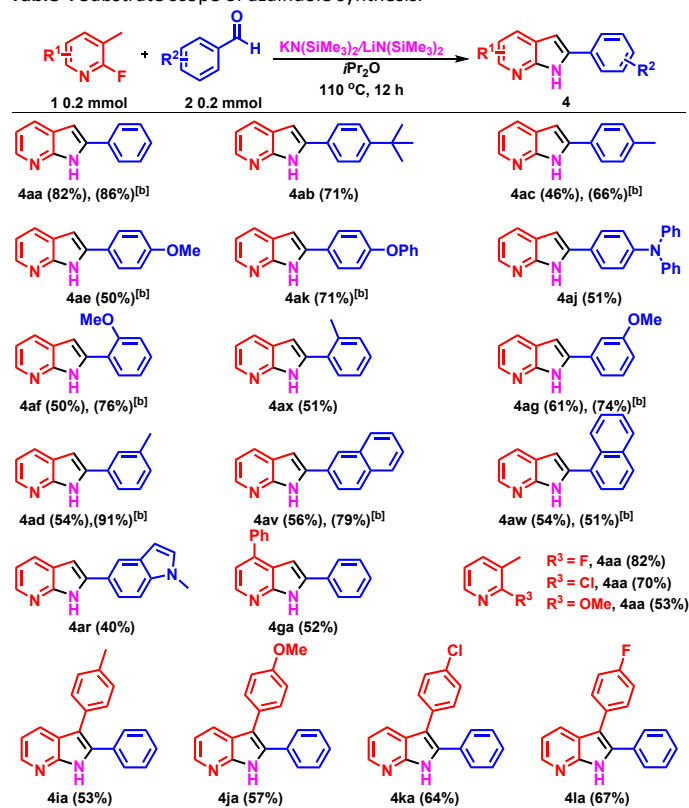
Table 3 Substrate scope with 2-fluoro-3-methylpyridine derivatives.^[a]



[a] Reactions performed on a 0.2 mmol scale with 2 equiv. of 2-fluoro-3-methylpyridine, 1 equiv. of benzaldehyde, 4 equiv. of LiN(SiMe₃)₂ in 0.4 mL *i*Pr₂O. Yield is that of the isolated product. [b] With 3 equiv. of LiN(SiMe₃)₂ and 1.0 mL *i*Pr₂O. [c] With 3 equiv. of 2-fluoro-3-methylpyridine and 1.0 mL *i*Pr₂O. [d] With 3 equiv. of 2-fluoro-3-methylpyridine.

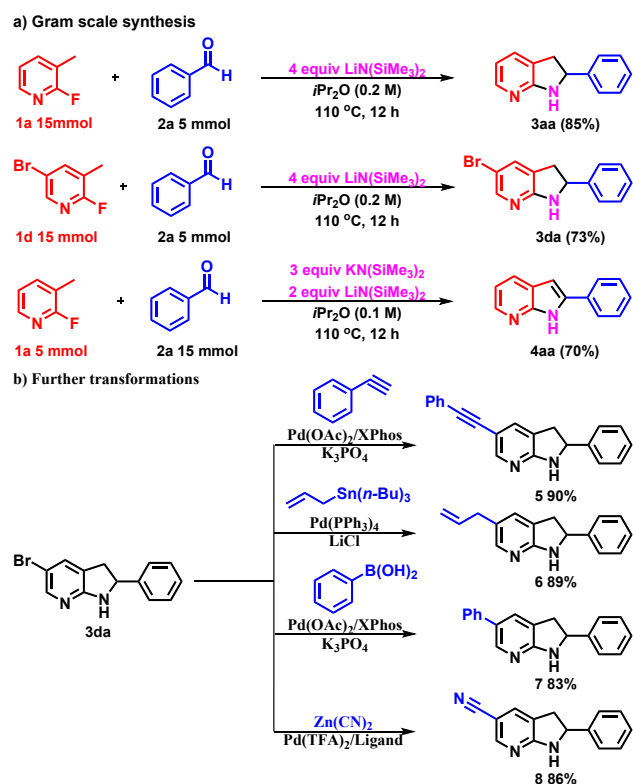
Next we turned our attention to explore the scope of benzaldehydes derivatives with 2-fluoro-3-picoline for synthesis of 7-azaindole (Table 4). The parent benzaldehyde led to the formation of desired product in 86% yield using a mixture of 3 equiv. KN(SiMe₃)₂ and 2 equiv. LiN(SiMe₃)₂. Benzaldehydes that contains electron-donating groups, such as 4-*t*-Bu, 4-methyl, 4-methoxy, 4-phenoxy and 4-*N,N*-diphenylamino, exhibited good reactivity and produced the corresponding products (**4ab**, **4ac**, **4ae**, **4ak**, **4aj**) in 46-71% yield. Substitutes at *meta* position are also tolerated, furnishing the products (**4af**, **4ax**) in 51-76% yield. 3-Methoxy and 3-methylbenzaldehyde afforded the corresponding products at 91% and 79% yield in the presence of 3 equiv. KN(SiMe₃)₂ and 2 equiv. LiN(SiMe₃)₂ (**4ag**, **4ad**). π -Extended benzaldehydes, such as 2- and 1-naphthaldehyde, produced the products at 51-79% yields (**4av**, **4aw**). 7-Azaindole containing an indolyl group could be prepared in 40% isolated yield. Likewise, 4-phenyl substituted 2-fluoro-3-picoline furnished the product successfully (**4ga**). Interestingly, 2,3-disubstituted 7-azaindoles (**4ia** – **4la**) were easy to prepare under our conditions in 53-67% isolated yield. We also explored the impact of different leaving groups on the reactivity of this transformation. As exemplified in Table 4, Cl and MeO substituted 3-picolines could generate the desired products at 70% and 53% yield, respectively.

Table 4 Substrate scope of azaindole synthesis.^[a]



[a] Reactions performed on a 0.2 mmol scale with 1 equiv. of 2-fluoro-3-methylpyridine, 1 equiv. of benzaldehyde, 3 equiv. of KN(SiMe₃)₂ in 0.2 mL *i*Pr₂O. Yield is that of the isolated product. [b] Reactions performed with 1 equiv. of 2-fluoro-3-methylpyridine, 3 equiv. of benzaldehyde, 3 equiv. of LiN(SiMe₃)₂ and 2 equiv. of KN(SiMe₃)₂.

To demonstrate the utility of this method, we performed the gram scale synthesis of **3aa**, **3da** and **4aa** on 5 mmol scale and found that the desired product could be isolated in 85, 73 and 70% yield, respectively (Scheme 3a). It is worth noting that, most of the 7-azaindoles could be further functionalized. For example, transformation of **3da** via cross-coupling reactions was successful (Scheme 3b, see Supporting Information for detailed procedures).

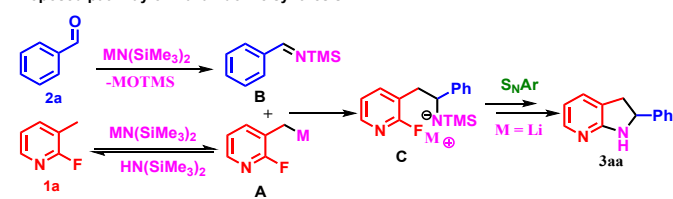


Scheme 3 Gram scale synthesis and further transformations of **3da**

Mechanistic studies

In analogy to the earlier work in our group,²⁰⁻²¹ we propose that 7-azaindoline synthesis proceeds by the pathway depicted in Scheme 4. In the presence of $\text{LiN}(\text{SiMe}_3)_2$, 2-fluoro-3-picoline (**1a**) is reversibly deprotonated to afford the alkali metal complex **A**. Then, the reactive intermediate **A** attacks the *in situ* generated imine **B** (formed by an aza-Peterson olefination with benzaldehyde (**2a**) and $\text{LiN}(\text{SiMe}_3)_2$) to form intermediate **C**. Finally, intermediate **C** undergoes $\text{S}_{\text{N}}\text{Ar}$ to furnish the desired product 7-azaindoline.

Proposed pathway of 7-azaindoline synthesis

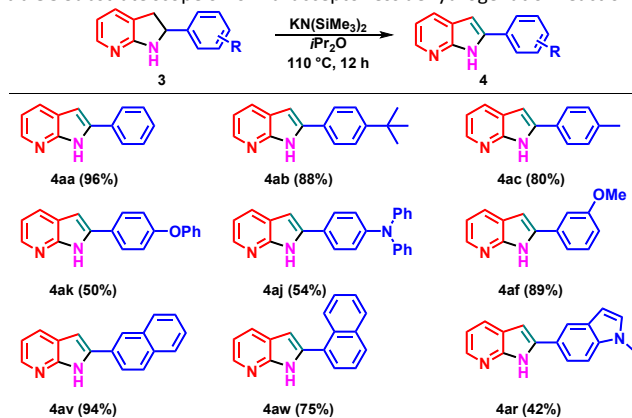


Scheme 4 Mechanistic studies of 7-azaindoline

Unlike 7-azaindoline, we anticipated that 7-azaindole converted from 7-azaindoline through oxidation. To verify our hypothesis, we monitored the formation of 7-azaindoline and 7-azaindole over the course of the reaction. After 15 min, the formation of 7-azaindoline peaked at 52% yield, while 7-azaindole was at 26% yield. The yield of 7-azaindoline decreased over time after 15 min before its complete conversion at 6 h (see the SI, page S4). In contrast, the amount of 7-azaindole increased as reaction progressed. These results indicated 7-azaindoline is likely a viable substrate for the formation of 7-azaindole. To further explore our proposal, we

synthesize 7-azaindole derivatives from 7-azaindoline in 42-96% yield (Table 5).

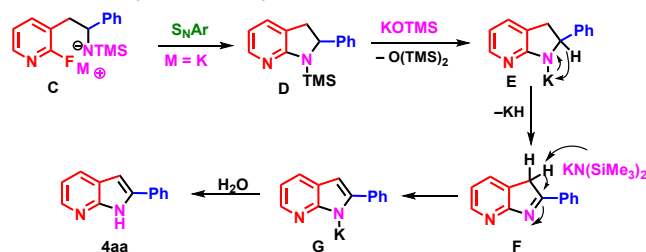
Table 5 Substrate scope of formal acceptorless dehydrogenation reactions.^[a]



[a] Reactions performed on a 0.1 mmol scale with **3** (0.1 mmol), $\text{KN}(\text{SiMe}_3)_2$ (0.3 mmol) in $i\text{Pr}_2\text{O}$ (0.1 mL). Yield is that of the isolated product.

Two mechanisms was envisioned for the generation of the 7-azaindole from 7-azaindoline. The first is similar to the aerobic oxidative dehydrogenation of *N*-heterocycles in the presence of oxygen.²³⁻²⁴ The second involves elimination of KH in the presence of $\text{KN}(\text{SiMe}_3)_2$, which should release hydrogen upon workup.²⁵ To avoid the influence of oxygen, we set up the reaction under an atmosphere of argon in the glovebox. However, the 7-azaindole was still formed in 96% yield in the presence of $\text{KN}(\text{SiMe}_3)_2$. This result suggested that the oxygen was not involved in this transformation. Base on the results in Table 5, we proposed a pathway for 7-azaindole formation as depicted in Scheme 5. Like the pathway of 7-azaindoline synthesis, the intermediate **D** could be generated under the standard conditions along with KOTMS. In the presence of KOTMS and $\text{KN}(\text{SiMe}_3)_2$, the intermediate **D** undergoes silyl-metal exchange and elimination of KH reaction to generate **F**.²⁶ Finally, the more acidic C–H bond of intermediate **F** is deprotonated in the presence of $\text{KN}(\text{SiMe}_3)_2$, KOTMS or KH to obtain **G**, which leads to the 7-azaindole after work up. If the key intermediate KH is generated in this transformation, hydrogen should be obtained when KH reacts with $\text{HN}(\text{SiMe}_3)_2$, more acidic C–H bond of **F** or H_2O . Indeed, we successfully collected hydrogen during the course of the reaction (see S4 for details), suggesting the elimination of KH is possible. This process is a formal acceptorless dehydrogenation process, which can be compared with previous transformations with transition metals.²⁷

Proposed pathway of 7-azaindole synthesis



Scheme 5 Mechanistic studies of 7-azaindole

Conclusions

In conclusion, we demonstrated a transition-metal-free approach to synthesize 2-aryl-7-azaindoles and 2-aryl-7-azaindoles in one-pot manner with high chemoselectivity. The chemoselectivity is controlled by the counterion of the $MN(SiMe_3)_2$ base. This reaction is applicable to a variety of substrates with good functional group tolerance. 2,3-Diarylsubstituted-azaindoline or azaindoles are also readily accessible using this approach. This acceptorless dehydrogenation reaction may provide an alternative to the synthesis of dehydrogenated product from nitrogen heterocycles. Although metallic ion effects have been observed in previous transformation,²⁸ our study demonstrates the first observation of such effects in synthesizing 7-azaindole and 7-azaindoline. The easy access to azaindoles and azaindoles enabled by this synthetic approach, together with its highly controllable chemoselectivity, will streamline the synthesis of complex azaindoles and azaindoles for applications as pharmaceuticals and natural products. Due to its potential applications to generate bioactive heterocycles in a single step, we anticipate that this tandem reaction will find wide applications in medicinal chemistry.

Author Contributions

XX performed the optimization of the reaction. The substrate scope and product characterization were performed by XX with help from MO, YW, TL, DX, and FX. The first draft was written by XX and JM and all authors contributed to revising the draft. The research was directed by JM under the help of PJW.

Conflicts of interest

The authors declare no competing interests.

Acknowledgements

The authors acknowledge the National Natural Science Foundation of China (22071107), Natural Science Foundation of Jiangsu Province, China (BK20211588) for financial support. The authors also thank and Dr. Linglan Fang (Stanford University, Stanford, CA, U.S.A.) for proofreading this manuscript.

Notes and references

- 1 S.-B. Zhao, S. Wang, Luminescence and reactivity of 7-azaindole derivatives and complexes. *Chem. Soc. Rev.* **2010**, *39*, 3142.
- 2 (a) S. R. Walker, E. J. Carter, B. C. Huff, J. C. Morris, Variolins and Related Alkaloids. *Chem. Rev.* **2009**, *109*, 3080; (b) K. Bettayeb, O. M. Tirado, S. Marionneau-Lambot, Y. Ferandin, O. Lozach, J. C. Morris, S. Mateo-Lozano, P. Drucekes, C. Schaechtele, M. H. G. Kubbutat, F.

Liger, B. Marquet, B. Joseph, A. Echalié, J. A. Endicott, V. Notario, L. Meijer, Meriolins, a New Class of Cell Death-Inducing Kinase Inhibitors with Enhanced Selectivity for Cyclin-Dependent Kinases. *Cancer Res.* **2007**, *67*, 8325.

3 (a) N. Sharma, Anurag, The 7-Azaindole Analogues as Bioactive Agents and Recent Results. *Mini-Rev. Med. Chem.* **2019**, *19*, 727; (b) Y. Han, W. Dong, Q. Guo, X. Li, L. Huang, The importance of indole and azaindole scaffold in the development of antitumor agents. *Eur. J. Med. Chem.* **2020**, *203*, 112506.

4 G. Bollag, J. Tsai, J. Zhang, C. Zhang, P. Ibrahim, K. Nolop, P. Hirth, Vemurafenib: the first drug approved for BRAF-mutant cancer. *Nat. Rev. Drug Discovery* **2012**, *11*, 873.

5 (a) G. Bollag, P. Hirth, J. Tsai, J. Zhang, P. N. Ibrahim, H. Cho, W. Spevak, C. Zhang, Y. Zhang, G. Habets, E. A. Burton, B. Wong, G. Tsang, B. L. West, B. Powell, R. Shellooe, A. Marimuthu, H. Nguyen, K. Y. J. Zhang, D. R. Artis, J. Schlessinger, F. Su, B. Higgins, R. Iyer, K. D'Andrea, A. Koehler, M. Stumm, P. S. Lin, R. J. Lee, J. Grippo, I. Puzanov, K. B. Kim, A. Ribas, G. A. McArthur, J. A. Sosman, P. B. Chapman, K. T. Flaherty, X. Xu, K. L. Nathanson, K. Nolop, Clinical efficacy of a RAF inhibitor needs broad target blockade in BRAF-mutant melanoma. *Nature* **2010**, *467*, 596; (b) J. Tsai, J. T. Lee, W. Wang, J. Zhang, H. Cho, S. Mamo, R. Bremer, S. Gillette, J. Kong, N. K. Haass, K. Sproesser, L. Li, K. S. M. Smalley, D. Fong, Y.-L. Zhu, A. Marimuthu, H. Nguyen, B. Lam, J. Liu, I. Cheung, J. Rice, Y. Suzuki, C. Luu, C. Settachatgul, R. Shellooe, J. Cantwell, S.-H. Kim, J. Schlessinger, K. Y. J. Zhang, B. L. West, B. Powell, G. Habets, C. Zhang, P. N. Ibrahim, P. Hirth, D. R. Artis, M. Herlyn, G. Bollag, Discovery of a selective inhibitor of oncogenic B-Raf kinase with potent antimelanoma activity. *Proc. Natl. Acad. Sci. U. S. A.* **2008**, *105*, 3041.

6 S. Monestime, D. Lazaridis, Pexidartinib (TURALIO): The First FDA-Indicated Systemic Treatment for Tenosynovial Giant Cell Tumor. *Drugs R&D* **2020**, *20*, 189.

7 A. Mullard, Pioneering apoptosis-targeted cancer drug poised for FDA approval. *Nat. Rev. Drug Discovery* **2016**, *15*, 147.

8 (a) D. H. Miles, X. Yan, R. Thomas-Tran, J. Fournier, E. U. Sharif, S. L. Drew, G. Mata, K. V. Lawson, E. Ginn, K. Wong, D. Soni, P. Dhanota, S. G. Shaqfeh, C. Meleza, A. Chen, A. T. Pham, T. Park, D. Swinarski, J. Banuelos, U. Schindler, M. J. Walters, N. P. Walker, X. Zhao, S. W. Young, J. Chen, L. Jin, M. R. Leleti, J. P. Powers, J. L. Jeffrey, Discovery of Potent and Selective 7-Azaindole Isoindolinone-Based PI3K γ Inhibitors. *ACS Med. Chem. Lett.* **2020**, *11*, 2244; (b) S. Lee, H. Lee, J. Kim, S. Lee, S. J. Kim, B.-S. Choi, S.-S. Hong, S. Hong, Development and Biological Evaluation of Potent and Selective c-KITD816V Inhibitors. *J. Med. Chem.* **2014**, *57*, 6428; (c) P. Bamborough, M. J. Brown, J. A. Christopher, C.-w. Chung, G. W. Mellor, Selectivity of Kinase Inhibitor Fragments. *J. Med. Chem.* **2011**, *54*, 5131; (d) D. S. Wishart, C. Knox, A. C. Guo, S. Shrivastava, M. Hassanali, P. Stothard, Z. Chang, J. Woolsey, DrugBank: a comprehensive resource for in silico drug discovery and exploration. *Nucleic Acids Res.* **2006**, *34*, D668; (e) J. D. Reeves, A. J. Piefer, Emerging drug targets for antiretroviral therapy. *Drugs* **2005**, *65*, 1747; (f) S. Minakata, T. Hamada, M. Komatsu, H. Tsuboi, H. Kikuta, Y. Ohshiro, Synthesis and biological activity of 1H-pyrrolo[2,3-b]pyridine derivatives: Correlation between inhibitory activity against the fungus causing rice blast and ionization potential. *J. Agric. Food Chem.* **1997**, *45*, 2345.

9 (a) B. D. Lee, Z. Li, K. J. French, Y. Zhuang, Z. Xia, C. D. Smith, Synthesis and Evaluation of Dihydropyrroloquinolines That Selectively Antagonize P-Glycoprotein. *J. Med. Chem.* **2004**, *47*, 1413; (b) B. D. Lee, K. J. French, Y. Zhuang, C. D. Smith, Development of a syngeneic in vivo tumor model and its use in evaluating a novel P-glycoprotein modulator, PGP-4008. *Oncol. Res.* **2003**, *14*, 49.

- 10 S. K. Das, S. Roy, H. Khatua, B. Chattopadhyay, Iron-Catalyzed Amination of Strong Aliphatic C(sp³)-H Bonds. *J. Am. Chem. Soc.* **2020**, *142*, 16211.
- 11 Y. Makida, M. Saita, T. Kuramoto, K. Ishizuka, R. Kuwano, Asymmetric Hydrogenation of Azaindoles: Chemo- and Enantioselective Reduction of Fused Aromatic Ring Systems Consisting of Two Heteroarenes. *Angew. Chem., Int. Ed.* **2016**, *55*, 11859.
- 12 (a) B. J. Simmons, M. Hoffmann, P. A. Champagne, E. Picazo, K. Yamakawa, L. A. Morrill, K. N. Houk, N. K. Garg, Understanding and Interrupting the Fischer Azaindolization Reaction. *J. Am. Chem. Soc.* **2017**, *139*, 14833; (b) J.-Y. Merour, S. Routier, F. Suzenet, B. Joseph, Recent advances in the synthesis and properties of 4-, 5-, 6- or 7-azaindoles. *Tetrahedron* **2013**, *69*, 4767; (c) F. Popowycz, J.-Y. Merour, B. Joseph, Synthesis and reactivity of 4-, 5- and 6-azaindoles. *Tetrahedron* **2007**, *63*, 8689; (d) F. Popowycz, S. Routier, B. Joseph, J.-Y. Merour, Synthesis and reactivity of 7-azaindole (1H-pyrrolo[2,3-b]pyridine). *Tetrahedron* **2007**, *63*, 1031.
- 13 M. Jeanty, J. Blu, F. Suzenet, G. Guillaumet, Synthesis of 4- and 6-Azaindoles via the Fischer Reaction. *Org. Lett.* **2009**, *11*, 5142.
- 14 (a) A. S. Santos, C. Mortinho Ana, M. M. B. Marques, Metal-Catalyzed Cross-Coupling Reactions on Azaindole Synthesis and Functionalization. *Molecules* **2018**, *23*; (b) Y. Kim, S. Hong, Rh(III)-catalyzed 7-azaindole synthesis via C-H activation/annulative coupling of aminopyridines with alkynes. *Chem. Commun.* **2015**, *51*, 11202.
- 15 P. J. Roy, C. Dufresne, N. Lachance, J.-P. Leclerc, M. Boisvert, Z. Wang, Y. Leblanc, The Hemetsberger-Knittel synthesis of substituted 5-, 6-, and 7-azaindoles. *Synthesis* **2005**, 2751.
- 16 (a) C. Nemecek, W. A. Metz, S. Wentzler, F.-X. Ding, C. Venot, C. Souaille, A. Dagallier, S. Maignan, J.-P. Guilloteau, F. Bernard, A. Henry, S. Grapinet, D. Lesuisse, Design of potent IGF1-R inhibitors related to bis-azaindoles. *Chem. Biol. Drug Des.* **2010**, *76*, 100; (b) M. B. Plewe, S. L. Butler, K. R. Dress, Q. Hu, T. W. Johnson, J. E. Kuehler, A. Kuki, H. Lam, W. Liu, D. Nowlin, Q. Peng, S. V. Rahavendran, S. P. Tanis, K. T. Tran, H. Wang, A. Yang, J. Zhang, Azaindole Hydroxamic Acids are Potent HIV-1 Integrase Inhibitors. *J. Med. Chem.* **2009**, *52*, 7211.
- 17 (a) Y. Ma, S. Breslin, I. Keresztes, E. Lobkovsky, D. B. Collum, Synthesis of a 7-Azaindole by Chichibabin Cyclization: Reversible Base-Mediated Dimerization of 3-Picolines. *J. Org. Chem.* **2008**, *73*, 9610; (b) M. L. Davis, B. J. Wakefield, J. A. Wardell, Reactions of β -(lithiomethyl)azines with nitriles as a route to pyrrolopyridines, -quinolines, -pyrazines, -quinoxalines and -pyrimidines. *Tetrahedron* **1992**, *48*, 939.
- 18 (a) H. A. Sharma, M. Todd Hovey, K. A. Scheidt, Azaindole synthesis through dual activation catalysis with N-heterocyclic carbenes. *Chem. Commun.* **2016**, *52*, 9283; (b) M. T. Hovey, C. T. Check, A. F. Sipher, K. A. Scheidt, N-Heterocyclic-carbene-catalyzed synthesis of 2-aryl indoles. *Angew. Chem., Int. Ed.* **2014**, *53*, 9603.
- 19 S.-C. Sha, S. Tcyrulnikov, M. Li, B. Hu, Y. Fu, M. C. Kozlowski, P. J. Walsh, Cation- π Interactions in the Benzylic Arylation of Toluenes with Bimetallic Catalysts. *J. Am. Chem. Soc.* **2018**, *140*, 12415.
- 20 Z. Wang, Z. Zheng, X. Xu, J. Mao, P. J. Walsh, One-pot aminobenzoylation of aldehydes with toluenes. *Nat. Commun.* **2018**, *9*, 3365.
- 21 J. Mao, Z. Wang, X. Xu, G. Liu, R. Jiang, H. Guan, Z. Zheng, P. J. Walsh, Synthesis of Indoles through Domino Reactions of 2-Fluorotoluenes and Nitriles. *Angew. Chem., Int. Ed.* **2019**, *58*, 11033.
- 22 (a) Y. Gu, Z. Zhang, Y.-E. Wang, Z. Dai, Y. Yuan, D. Xiong, J. Li, P. J. Walsh, J. Mao, Benzylic Aroylation of Toluenes Mediated by a LiN(SiMe₃)₂/Cs⁺ System. *J. Org. Chem.* **2022**, *87*, 406; (b) H. Wang, J. Mao, S. Shuai, S. Chen, D. Zou, P. J. Walsh, J. Li, N-Acyl pyrroles: chemoselective pyrrole dance vs. C-H functionalization/aroylation of toluenes. *Org. Chem. Front.* **2021**, *8*, 6000; (c) S. Chen, L. Yang, Y. Shang, J. Mao, P. J. Walsh, Base-Promoted Tandem Synthesis of 2-Azaaryl Tetrahydroquinolines. *Org. Lett.* **2021**, *23*, 1594; (d) L. Chen, J.-Q. Huo, H.-L. Si, X.-Y. Xu, S. Kou, J. Mao, J.-L. Zhang, One-Pot Synthesis of N-H-Free Pyrroles from Aldehydes and Alkynes. *Org. Lett.* **2021**, *23*, 4348; (e) T. Lin, P. Qian, Y.-E. Wang, M. Ou, L. Jiang, C. Zhu, Y. Xu, D. Xiong, J. Mao, Palladium-Catalyzed Direct Arylation of 2-Pyridylmethyl Silanes with Aryl Bromides. *Org. Lett.* **2021**, *23*, 3000; (f) G. Liu, P. J. Walsh, J. Mao, Alkaline-Metal-Catalyzed One-Pot Aminobenzoylation of Aldehydes with Toluenes. *Org. Lett.* **2019**, *21*, 8514; (g) S. Zhang, B.-S. Kim, C. Wu, J. Mao, P. J. Walsh, Palladium-catalyzed synthesis of triaryl(heteroaryl)methanes. *Nat. Commun.* **2017**, *8*, 14641.
- 23 P. Nuhant, C. Allais, M. Z. Chen, J. W. Coe, A. Dermenci, O. O. Fadeyi, A. C. Flick, J. J. Mousseau, Access to Highly Substituted 7-Azaindoles from 2-Fluoropyridines via 7-Azaindoline Intermediates. *Org. Lett.* **2015**, *17*, 4292.
- 24 (a) W.-B. Liu, X. Zhang, L.-X. Dai, S.-L. You, Asymmetric N-Allylation of Indoles Through the Iridium-Catalyzed Allylic Alkylation/Oxidation of Indolines. *Angew. Chem., Int. Ed.* **2012**, *51*, 5183; (b) S. Bayindir, E. Erdogan, H. Kilic, N. Saracoglu, An efficient synthesis of new azasubstituted indoles via Michael-type addition. *Synlett* **2010**, 1455.
- 25 T. Liu, K. Wu, L. Wang, Z. Yu, Potassium tert-butoxide-promoted acceptorless dehydrogenation of N-heterocycles. *Adv. Synth. Catal.* **2019**, *361*, 3958.
- 26 (a) D. Zhang, R. Liu, X. Zhou, Intramolecular alkene hydroamination and degradation of amidines: divergent behavior of rare earth metal amidinate intermediates. *Catal. Sci. Technol.* **2018**, *8*, 5573; (b) H. Yin, P. J. Carroll, E. J. Schelter, Reactions of a cerium(III) amide with heteroallenes: insertion, silyl-migration and de-insertion. *Chem. Commun.* **2016**, *52*, 9813; (c) S. D. Robertson, A. R. Kennedy, J. J. Liggat, R. E. Mulvey, Facile synthesis of a genuinely alkane-soluble but isolable lithium hydride transfer reagent. *Chem. Commun.* **2015**, *51*, 5452; (d) M. L. Cole, P. C. Junk, Pyridyl donor induced 1,3-silyl migration in metal complexes of the guanidine CyHNC{N(SiMe₃)Py}NCy, Py = 2-(6-MeC₅H₃N). *Dalton Trans.* **2003**, 2109.
- 27 A. Bera, S. Bera, D. Banerjee, Recent advances in the synthesis of N-heteroarenes via catalytic dehydrogenation of N-heterocycles. *Chem. Commun.* **2021**, *57*, 13042.
- 28 (a) W. A. Moradi, S. L. Buchwald, Palladium-catalyzed α -arylation of esters. *J. Am. Chem. Soc.* **2001**, *123*, 7996; (b) K. G. Hampton, T. M. Harris, C. R. Hauser, Metallic ion effect in mono- vs. dialkylation of dipotassium acetylacetonate with alkyl halides. *J. Org. Chem.* **1963**, *28*, 1946.