






REVIEW

[View Article Online](#)
[View Journal](#) | [View Issue](#)

 Cite this: *Org. Chem. Front.*, 2020, **7**, 3027

Recent advances in the synthesis of xanthenes and azaxanthenes

 Diana I. S. P. Resende, ^{†a,b} Fernando Durães, ^{†a,b} Miguel Maia, ^{†a,b}
 Emília Sousa ^{*a,b} and Madalena M. M. Pinto ^{a,b}

Xanthenes are important *O*-heteroaromatic tricyclic molecules exhibiting a wide range of bioactivities and can represent a showcase to highlight the recent techniques and strategies in organic synthesis towards lead discovery and optimization. This review gives an insight into the recent literature disclosed to obtain the xanthone core, including the drug-like azaxanthenes, isosteres of xanthenes, by exploiting the optimization of well-known procedures as well as disruptive developed methodologies. With this review, it is expected to provide a useful chemical toolbox to synthetic medicinal chemistry focusing on these privileged structures, covering from 2012 to 2020, with some older examples of azaxanthenes.

Received 3rd June 2020,

Accepted 25th July 2020

DOI: 10.1039/d0qo00659a

rsc.li/frontiers-organic

1 Introduction

Over the past few decades, strategic advances have been made in medicinal chemistry and organic synthesis that accelerated drug discovery. Diversity-oriented synthesis, photo-induced reactions, biorthogonal chemistry with new and eco-friendly reagents, late-stage diversification, and artificial intelligence are among the approaches involved in some of the recent breakthroughs in drug discovery.^{1,2} More than 85% of all biologically-active chemical entities contain a heterocycle which provides a useful tool for lead optimization.^{3,4} This current review aims to emphasize a particular class of heterocycles, xanthenes; the use of these advances allow one to speed up their synthesis and lead optimization process.

Xanthenes are naturally occurring compounds that can be found as secondary metabolites in diverse terrestrial and marine plants, fungi, and lichen.^{5–8} Chemically, xanthenes (9*H*-xanthen-9-ones) comprise a family of compounds with an oxygen-containing dibenzo- γ -pyrone heterocyclic scaffold (Fig. 1).^{9,10} As a privileged structure, this family of compounds is able to provide a wide range of different substitutions modulating several biological responses, thus being considered a promising and interesting structure for drug development.^{11,12} Azaxanthenes (Fig. 1) are molecules with one or more nitrogen atoms placed in the aromatic moiety of the xanthone chromophore. N-Heterocycles, present in both natural products and

synthetic compounds, constitute important structural motifs in medicinal chemistry, capable of showing a plethora of biological activities.¹³ This allied to the privileged *O*-heterocyclic xanthone scaffold, which can give rise to new molecules, gifted with interesting activities and drug-likeness, and ultimately to the discovery of new lead compounds.¹⁴ Azaxanthenes also have advantages over acridones, such as being better chromophores and presenting a higher solubility in water.¹⁵ In terms of the structural diversity of N-heterocycles, azaxanthenes can be classified into a six-membered ring group, if one of the rings is a pyridine or a pyrimidine, or into a five-membered ring group, if one of the rings is a pyrazole or a triazole (Fig. 1).

In the last decade, both natural and synthetic xanthenes have been reported with diverse biological and pharmacological properties,^{5,6,8,16} including antibacterial,^{8,17–27} antifungal,^{8,17,20,21,28–30} antiviral,³¹ antioxidant,^{32–37} antiobesity,³⁸ anti-inflammatory,^{5,17,39–41} anticoagulant,⁴² and antitumour.^{36,43–58} Particularly, some xanthenes' molecular targets have been disclosed, including clinically important enzymes such as α -glucosidase,^{59–63} topoisomerase,^{64,65} *p*-glycoprotein,^{66–68} and acetylcholinesterase^{33,69,70} and also protein–protein interactions, such as p53-MDM2.^{71–74} Similarly, a variety of biological activities was also disclosed for azaxanthenes, depending on the side chains which can be found in their scaffolds. The activities described include antitumour,^{75,76} anti-allergic, bronchodilator, anti-inflammatory, and analeptic.^{77,78} In fact, one azaxanthone, amlexanox, was approved by the Food and Drug Administration (FDA) in 1996, as an antiallergic and anti-inflammatory immunomodulator, used for the treatment of aphthous ulcers.⁷⁹ Although its mechanism of action is not fully understood, it is thought to inhibit the release of histamine and leukotrienes from white

^aCIIMAR – Centro Interdisciplinar de Investigação Marinha e Ambiental, Terminal de Cruzeiros do Porto de Leixões, 4450-208 Matosinhos, Portugal.

E-mail: esousa@ff.up.pt

^bLaboratório de Química Orgânica e Farmacêutica, Faculdade de Farmácia, Universidade do Porto, Rua de Jorge Viterbo Ferreira, 228, 4050-313 Porto, Portugal

[†]These authors contributed equally to this work.



Fig. 1 Xanthone and azaxanthone scaffolds.

blood cells.⁸⁰ Additionally, amlexanox and derivatives have shown potential as antitumour agents, particularly in tumour cells expressing one or more proteins of the S100 family, which include breast, colon, lung, pancreas, skin, oesophagus, bladder, and other tumours.

The first methods for the synthesis of xanthenes were introduced by Michael and Kostanecki in 1883–1891^{81,82} and in the 20th century and until 2012 several extensive reviews have reported the state of the art regarding the synthesis of xanthenes.^{9,10,83,84} More recently reviews have focused on the synthesis of a very specific class of derivatives like carboxyxanthenes,⁸⁵ hydroxanthenes,⁸⁶ arylxanthenes,⁸⁷ and thioxanthenes⁸⁸ and, although azaxanthenes have demonstrated therapeutic potential and interest as sensitizing chromophores,^{89–94} their reports in medicinal chemistry are still sparse in the literature. Therefore, in this review, the recent exploitation of both scaffolds was considered from a medicinal chemistry point of view, with advanced synthetic methodologies applied for obtaining bioactive derivatives being displayed in the sections below.

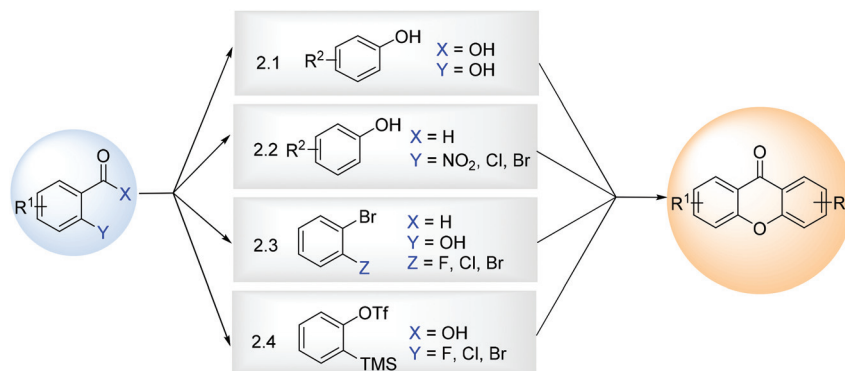
2 Synthesis of xanthenes in one reaction step *via* condensation of two aryl building blocks

Methods for the synthesis of xanthenes relying on a one-step methodology from readily available building blocks are still quite popular due to their simplicity and possibility of diverse

substitution patterns. Four distinct approaches were developed and optimized over the last few years (DCXZ Scheme 1), involving the classical condensation of a salicylic acid with a phenol derivative (section 2.1), or involving an aryl aldehyde with a phenol derivative (section 2.2), a salicylaldehyde with 1,2-dihaloarenes (section 2.3), or an *o*-haloarene-carboxylic acid with arynes (section 2.4).

2.1 Synthesis of xanthenes by condensation of a salicylic acid with a phenol derivative

The classical Grover, Shah and Shah method^{95,96} constitutes a suitable approach for the synthesis of hydroxyxanthenes from easily available salicylic acid derivatives and phenols heated along with zinc chloride in phosphoryl chloride.^{33,39,43,49,51,60,65,97–104} For the reaction to proceed directly to the desired xanthone, the 2,2'-dihydroxybenzophenone intermediate must contain an additional hydroxyl moiety *ortho* to the carbonyl group. Usually phloroglucinol is used in order to overcome this limitation; however, when other phenol derivatives like resorcinol are used, the synthetic pathway stops at the benzophenone form.^{53,105} Consequently, an additional cyclization step is required towards the conversion into xanthenes. These and other limitations over this one-pot strategy towards simple xanthenes led to modifications and development of new synthetic methods.^{9,10} Substitution of phosphorus oxychloride–zinc chloride by phosphorus pentoxide–methanesulfonic acid (Eaton's reagent) as an acylation catalyst generally led to better results.^{18,19,23,24,33,35,40,50,54,59,63,70,106–121} Since both



Scheme 1 Methodologies for the synthesis of xanthenes in one reaction step *via* condensation of two aryl building blocks.

of these methodologies had previously been extensively reviewed,^{9,10} they will not be discussed herein.

Rare earth metal triflates were used as unique Lewis acids to promote xanthone synthesis catalysed by $\text{Yb}(\text{OTf})_3$ hydrate from 2-substituted benzoic acids and differently substituted phenols under microwave irradiation (Scheme 2).¹²²

Other metal triflates from the lanthanide series (*e.g.* lanthanum, europium, and gadolinium) led to the poorest yields, which can be explained by the fact that Yb^{3+} is the ‘hardest’ cation and thus the most oxophilic, due to its smaller ionic radius.¹²² Mechanistically, an initial Friedel–Crafts acylation can be considered towards the formation of a benzophenone intermediate, with further ring closure by displacement of the OH group coordinating the metal centre by the OH on the adjacent ring. Combination of salicylic, gentistic or 5-nitrosalicylic acids with *m*-cresol, orcinol, phloroglucinol, resorcinol, pyrogallol, *p*-nitrophenol, *p*-chlorophenol, 7-hydroxycoumarin or 4-methyl-7-hydroxycoumarin led to the corresponding xanthenes **3** in high yields (19 examples, 72–98%).¹²²

2.2 Synthesis of xanthenes by condensation of an aryl aldehyde with a phenol derivative

Highly selective and efficient transition metals like copper and iron catalytic systems have been recently employed for the synthesis of xanthenes due to the associated concept of eco-friendliness, considering atom economy, low toxicity and atom

efficiency.^{123–126} In the scope of a study on the *o*-acylation of phenols with various aryl aldehydes using CuCl_2 as the catalyst in the presence of triphenylphosphine, it was found that benzophenones were obtained when benzaldehyde or 3- or 4-substituted aryl aldehydes were employed. Nevertheless, when 2-substituted aryl aldehydes reacted with phenols, xanthenes were obtained (Table 1, Method A), first *via ortho*-acylation of phenols with 2-substituted aryl aldehydes with further ring closure under basic conditions, with *ortho*-substituents of the aryl aldehydes serving as leaving groups (LG).¹²³ The scope of the reaction of 2-nitrobenzaldehydes and phenols was investigated after an initial screening of leaving groups, showing that electron-donating groups (EDG) (alkoxy, alkyl, aryl, and halides) were well tolerated on phenols, promoting the reaction. On the other hand, electron-withdrawing groups (EWG) (NO_2 or CN) block the reaction completely, the main drawback of this methodology.¹²³ Although these results are promising for eco-friendly reasons, they still employ ligands and expensive catalysts which are not recycled. To surpass these disadvantages, Menendéz *et al.*¹²⁴ optimized the reaction conditions using a magnetic nanocatalyst consisting of CuNPs (NP = nanoparticles) on silica coated maghemite to catalyze the reaction between *ortho*-substituted benzaldehydes and phenols (Table 1, Method B). Provided with a high surface area, nanocatalysts were used to afford a more significant advancement in catalytic activity over conventional catalytic methods. This synthetic protocol was compatible with the presence of a variety of functional groups in the starting phenolic building blocks, affording the desired xanthenes in good to excellent yields, with recovery of the catalyst.¹²⁴ Ramani¹²⁵ used Fe_3O_4 nanoparticles under ligand-free conditions to catalyze *o*-benzoylation of phenols with aryl aldehydes for the synthesis of xanthenes, with lower yields than the reported for the latter two methodologies (Table 1, Method C). Later, Venkanna¹²⁶ used magnetically separable nano- CuFe_2O_4 to catalyze *o*-acylation (Table 1, Method D). Xanthone derivatives were generally obtained in good yields from the condensation of diverse phenols with 2-nitrobenzaldehydes using nano- CuFe_2O_4 as the catalyst, K_3PO_4 and DMF at 80 °C, in an open flask, for 10 h. Comparing the four methodologies (Table 1), and looking at



Scheme 2 Synthesis of xanthenes *via* a microwave assisted reaction catalysed by $\text{Yb}(\text{OTf})_3$.

Table 1 Synthesis of xanthenes *via* a one-step *o*-acylation of phenols with 2-substituted aldehydes

Method A, Y = NO₂, OCH₃ or Br
CuCl₂, PPh₃, K₃PO₄, toluene, 110 °C, air, 24 h

Method B, Y = NO₂
CuNPs, K₃PO₄, toluene, Ar, 2 h

Method C, Y = NO₂, Cl, Br
Fe₃O₄ NPs, K₂CO₃, toluene, 110 °C, air, 24h

Method D, Y = NO₂
nano-CuFe₂O₄, K₃PO₄, DMF, 80 °C, air

Entry	Y	R ¹	R ²	R ³	R ⁴	R ⁵	% Yield/Ref.			
							Method A ^{123 a}	Method B ^{124 a}	Method C ^{125 b}	Method D ^{126 b}
1	NO ₂	H	H	H	OCH ₃	H	87 (74)	98 (89)	—	—
2	NO ₂	H	H	H	iPr	H	92 (81)	—	—	—
3	NO ₂	H	H	H	H	H	81 (70)	84 (76)	65	89
4	NO ₂	H	H	H	I	H	77 (62)	—	—	80
5	NO ₂	H	I	H	H	H	73 (62)	—	—	78
6	NO ₂	H	H	H	Br	H	72 (59)	78 (70)	—	86
7	NO ₂	H	H	H	Cl	H	82 (73)	—	—	82
8	NO ₂	H	Cl	H	H	H	76 (60)	—	—	74
9	NO ₂	H	H	F	H	H	70 (58)	—	—	—
10	NO ₂	H	H	H	F	H	71 (55)	—	—	79
11	NO ₂	H	Ph	H	H	H	69 (55)	—	—	—
12	NO ₂	H	C ₄ H ₄	H	H	H	43 (30)	85 (77)	60	79
13	NO ₂	H	Cl	H	Cl	H	75 (64)	—	—	—
14	NO ₂	H	H	CH ₃	CH ₃	H	84 (72)	—	—	80
15	NO ₂	H	CH ₃	H	CH ₃	H	90 (80)	—	—	—
16	NO ₂	H	H	CH ₃	CH ₃	CH ₃	73 (61)	—	—	—
17	NO ₂	OCH ₃	H	H	OCH ₃	H	83 (70)	85 (72)	—	—
18	NO ₂	OCH ₃	H	H	iPr	H	82 (70)	—	—	—
19	NO ₂	OCH ₃	H	H	Cl	H	80 (69)	—	—	—
20	NO ₂	OCH ₃	Cl	H	Cl	H	68 (57)	—	—	—
21	NO ₂	H	H	OCH ₃	H	H	—	97 (86)	—	—
22	NO ₂	H	OCH ₃	H	H	H	—	91 (84)	—	—
23	NO ₂	H	H	H	NO ₂	H	—	60 (51)	—	—
24	NO ₂	H	H	H	CF ₃	H	—	63 (54)	—	—
25	NO ₂	H	CH ₃	H	H	H	—	89 (80)	—	76
26	NO ₂	H	H	OH	H	H	—	75 (68)	—	—
27	Cl	H	H	H	H	H	—	—	55	—
28	Br	H	H	H	H	H	—	—	50	—
29	NO ₂	H	H	H	<i>t</i> Bu	H	—	—	72	84
30	Br	H	H	H	<i>t</i> Bu	H	—	—	55	—
31	NO ₂	H	H	CH ₃	H	H	—	—	—	92
32	NO ₂	H	H	H	CH ₃	H	—	—	—	85
33	NO ₂	H	H	C ₄ H ₄	H	H	—	—	—	80
34	NO ₂	CH ₃ ^c	H	H	H	H	—	—	—	78
35	NO ₂	Br	H	H	H	H	—	—	—	75
36	NO ₂	Cl	H	H	H	H	—	—	—	70

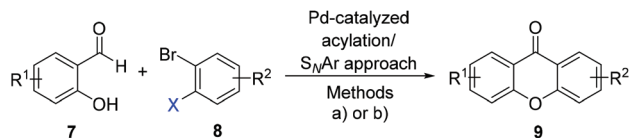
^a ¹H NMR yield (isolated yield). ^b Isolated yields. ^c 4-Methyl-2-nitrobenzaldehyde.

the characteristics of eco-friendliness, reaction conditions and yields, methods B and D seem to be more suitable for the synthesis of xanthenes from 2-nitrobenzaldehydes and phenols, with a good tolerance for different substituent groups on the phenol moiety.

2.3 Synthesis of xanthenes by condensation of a salicylaldehyde and 1,2-dihaloarenes

Aside the *o*-acylation of phenols with 2-substituted aldehydes, the xanthone core can also be constructed through a selective

palladium-catalysed acylation/nucleophilic aromatic substitution (S_NAr) approach of salicylaldehyde derivatives with aryl halides (Scheme 3).^{127,128} The first methodology reported consisted of the use of a bulky electron-rich trialkylphosphine ligand, *n*-BuPAD₂, which prevents the decomposition of the palladium catalyst, observed with the use of other ligands.¹²⁸ The scope of the reaction was extended to 22 different xanthenes (41–81% yield); however, only activated salicylaldehydes were tolerated, long reaction times (12 h) were needed, and it was impractical to recover and reuse the catalyst. A rapid and con-



a), X = F

R¹ = H, OCH₃, Cl, NO₂, or CO₂CH₃; R² = H, CH₃, Cl, FPd₂(OAc)₂, BuPAd₂, K₂CO₃, DMF, Ar, 120 °C, 12 h

(22 examples, 41–81%)

b), X = Br, Cl

R¹ = OH, CH₃, OCH₃, Br, Cl, NO₂, NEt₂, or C₄H₄; R² = CH₃, OCH₃, Br or NO₂PdNPs/BC, K₂CO₃, DMF, MW, 250 W, 150 °C, 30 min

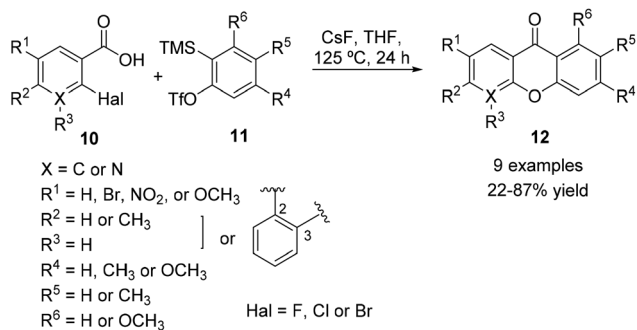
(20 examples, 54–88%)

Scheme 3 Synthesis of xanthenes *via* the palladium-catalysed acylation/S_NAr approach.

venient ligand-free alternative was later reported for this direct annulation using a recoverable palladium nanocatalyst supported on a green biochar under microwave irradiation, with a drastic reduction in reaction times.¹²⁷ This eco-friendly strategy proceeded in very good yields (54–88%) and with high regioselectivity for a scope of 20 xanthone derivatives.

2.4 Synthesis of xanthenes by condensation of *o*-haloarene-carboxylic acids with arynes

Dubrovskiy and Larock¹²⁹ reported the synthesis of xanthenes *via* an intermolecular C–O addition of *o*-halobenzoic acids **10** to arynes **11** employing CsF and THF at 125 °C for 24 h.



Scheme 4 Synthesis of xanthenes *via* an intermolecular C–O addition of *o*-halobenzoic acids to arynes.

Although *o*-chloro and *o*-iodo benzoic acids provided poor yields, *o*-fluorobenzoic acid afforded the desired xanthenes **12** in good yields (Scheme 4). Diversification of substituents either in the benzoic acid building block or in the arylene moiety was well tolerated, and nine different xanthone derivatives were obtained, including an azaxanthone.

3 Synthesis of (aza)xanthenes *via* the benzophenone route

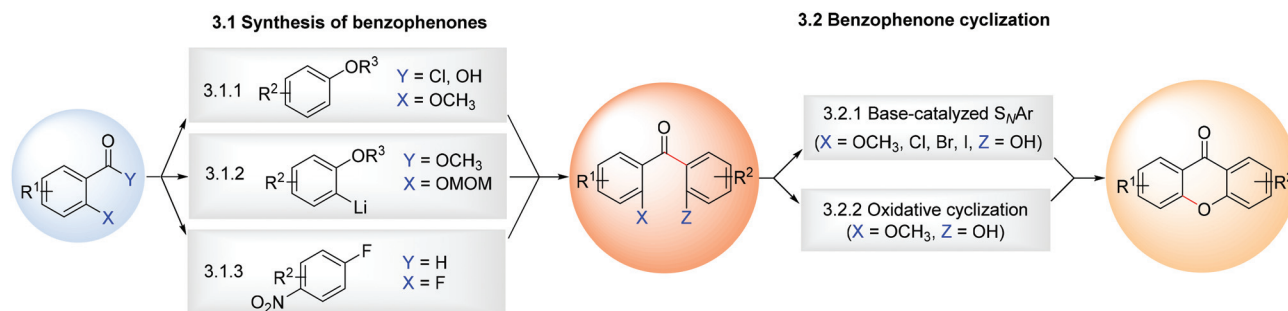
The limitations of some of the earlier one-step methodologies (*e.g.* Grover, Shah and Shah, section 2.1) led to the development of several multi-step approaches. The synthesis of xanthenes *via* the benzophenone route is one of the most used approaches in which the benzophenone derivatives are easily accessed through (poly)oxygenated aromatic compounds with a benzoic acid derivative (section 3.1.1), followed by the cyclization of the benzophenone (section 3.1.2) into the xanthone scaffold (Scheme 5), usually achieved by base-catalysed intramolecular nucleophilic aromatic substitution. Considering the high versatility of this route, examples of the total synthesis of natural products using this strategy in the last decade^{130–136} are presented in Fig. 2.

3.1 Synthesis of xanthenes

3.1.1 Synthesis of benzophenones. The Friedel–Crafts acylation continues to be the method of choice for the synthesis of the benzophenone moiety, when xanthenes are obtained *via* a benzophenone route (section 3.1.1.1).^{28,47,66,71,137–140} Additional approaches for the synthesis of the benzophenone moiety include the halogen–lithium exchange (section 3.1.1.2) and NHC-catalysed arylation (section 3.1.1.3) (Scheme 6).

Other methodologies were reported for the synthesis of benzophenones *via* an *o*-acylation of phenols using copper¹²³ and iron-mediated¹²⁵ approaches, or *via* a reductive decarbonylative coupling.¹⁴¹ However, further investigations led to the attainment of the corresponding xanthone in one step and, therefore, they are addressed in the appropriate sections (section 2.2 and section 7.1).

3.1.1.1 Synthesis of benzophenones *via* Friedel–Crafts acylation of (poly)oxygenated aromatic compounds with a benzoic acid



Scheme 5 Strategies for the synthesis of xanthenes *via* benzophenone.

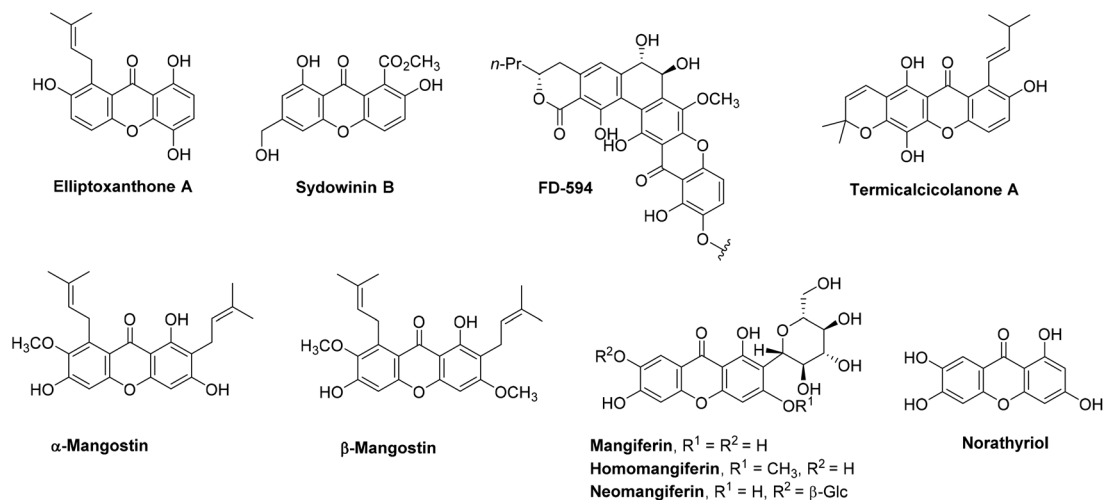
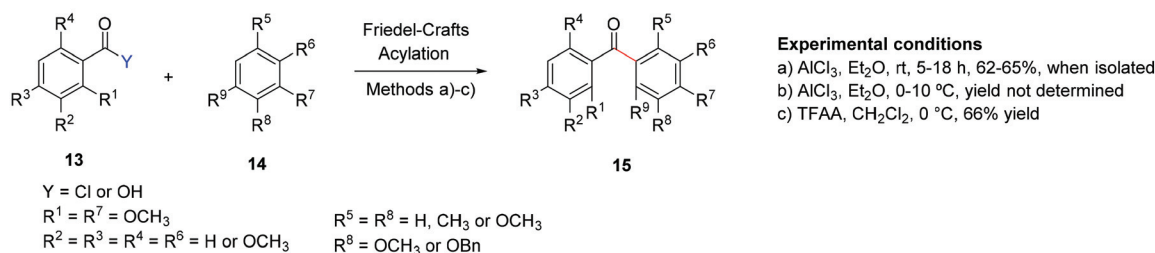
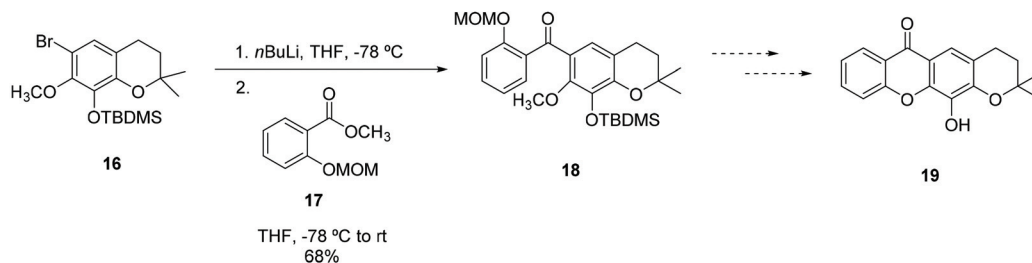


Fig. 2 Recent examples of the total synthesis of natural products using the benzophenone route.

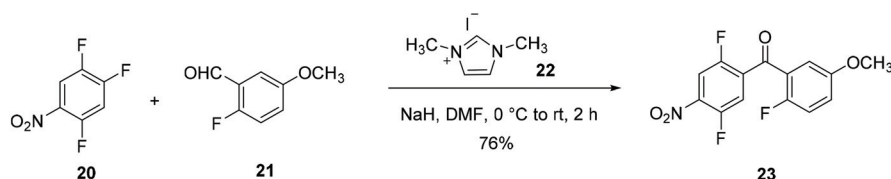
A. Synthesis of benzophenones via Friedel-Crafts acylation



B. Synthesis of benzophenones via a halogen-lithium exchange



C. Synthesis of benzophenones via a NHC-catalyzed arylation



Scheme 6 Synthesis of benzophenones.

derivative. Over the last few years, several examples of the synthesis of benzophenones *via* Friedel-Crafts acylation have been reported, mainly *via* classical reaction conditions employ-

ing an acid chloride and AlCl₃ as a Lewis acid catalyst (Scheme 6A).^{28,47,66,71,137-139} When two methoxy groups are present in both R¹ and R⁹ three different benzophenone

derivatives can be formed: a benzophenone methoxylated at R¹ and R⁹, and two benzophenone derivatives which result from the demethylation of the methoxy group in R¹ or R⁹ (position *peri*-carbonyl). Hence, to avoid losses, usually the benzophenone derivatives are not isolated and the reaction crude is used directly towards cyclization to xanthenes.^{28,66,71,138} Other interesting strategies have been developed in the last few years for the synthesis of benzophenones, worth highlighting being the one in which the carbonyl bridge is introduced *via* a mild Friedel–Crafts reaction using trifluoroacetic anhydride (TFAA) (Scheme 6A).¹⁴⁰ This methodology was developed in the scope of a study to find novel PGAM1 inhibitors and involves the *in situ* formation of a mixed anhydride that results from the reaction of the benzoic acid derivative with TFAA, in order to make the carbonyl adjacent to the aromatic ring more susceptible to nucleophilic attack.¹⁴⁰ Due to the limitations in the tolerated substituents that can be present at either the benzoic acid derivative or the (poly)oxygenated aromatic compound in order for cyclization to occur, this methodology is usually employed as the starting point for the synthesis of more complex xanthone derivatives.

3.1.1.2 Synthesis of benzophenones via a halogen–lithium exchange. The halogen–lithium exchange benzophenone cyclization is not used as commonly as the Friedel–Crafts acylation, but can still be considered a valuable tool for the synthesis of benzophenone derivatives. Studies on the synthesis of 12-hydroxy-2,2-dimethyl-3,4-dihydropyran[3,2b]xanthene-6(2H)-one (**19**), a p53-MDM2 inhibitor,⁷⁴ led to benzophenone **18**, obtained from halogen–lithium exchange of the previously synthesized benzopyran **16** and *O*-protected MOM (methoxymethyl) benzyl salicylate **17** (Scheme 6B).⁴⁶

3.1.1.3 Synthesis of benzophenones via a NHC-catalysed arylation. N-Heterocyclic carbenes (NHC) can be employed both as ligands for transition-metal systems or as small-molecule organocatalysts for chemical synthesis. In a nucleophilic arylation catalysed by NHC **22**, the 4-fluoro group of trifluorotrobenzene (**20**) is replaced by the aroyl group originating from aldehyde **21** to afford the corresponding benzophenone **23** (Scheme 6C).¹³³ This versatile methodology was applied in the total synthesis of termicalcolanone A (Fig. 2), an anticancer natural xanthone.¹³³

3.1.2 Benzophenone cyclization. The base-catalysed intramolecular nucleophilic aromatic substitution is undoubtedly the most frequently used strategy for the cyclization of benzophenones to xanthenes (section 3.1.2.1). This methodology involves the presence of a hydroxyl group in position 2 and a functional group, normally a methoxy, which can behave as a leaving group in position 2' of the benzophenone, usually in the form of methanol. Other methodologies include oxidative cyclization (section 3.1.2.2) with new and greener reaction conditions being reported in the last few years.

3.1.2.1 Cyclization of benzophenones to xanthenes via a base-catalysed intramolecular nucleophilic aromatic substitution. Although the classical methodologies are widely used,^{130,132,137–140} some improvements, especially in terms of yields and shorter reaction times, were achieved with micro-

wave-assisted organic synthesis (MAOS).^{28,46,47,66,71} Common bases used in this strategy are NaOH,^{28,47,66,71,138} tetramethylammonium hydroxide (TMAH),^{137,140} and K₂CO₃.^{132,139} A greener approach was also reported using a combination of base/H₂O¹⁴² (Scheme 7A).

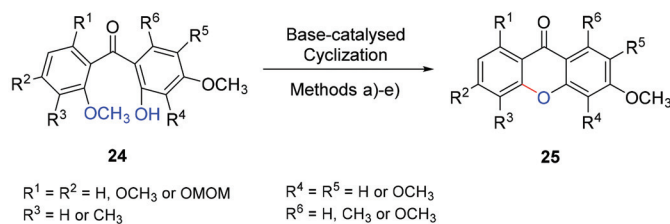
In the presence of 2-halo-2'-hydroxybenzophenones, a transition-metal-free intramolecular Ullmann-type *O*-arylation reaction (Scheme 7B) can be employed for the synthesis of the corresponding xanthenes **27**, either using K₂CO₃ or tetrabutylammonium hydroxide (TBAOH) as a base.¹⁴³ The latter is an efficient, rapid, and green method which uses microwave irradiation, resulting in a short reaction time and excellent yields. The *O*-arylation reaction proceeds smoothly, regardless of the nature of the halogen leaving group present in the aromatic moiety, with several functional groups being well-tolerated in all the examples, and extendable to the synthesis of azaxanthenes. Although the desired xanthenes **27** were produced in comparatively lower yields when in the presence of 1-hydroxynaphthalene, in 4 min under MW irradiation, quantitative yields could be obtained when the reaction time was extended to 8 min. Azaxanthone was prepared in two minutes with an excellent yield (98%).¹⁴³

3.1.2.2 Cyclization of benzophenones to xanthenes via an oxidative cyclization. Despite not being used as often as the base-catalysed intramolecular nucleophilic aromatic substitution, methodologies based on the oxidative cyclization of the benzophenone are also employed for the synthesis of xanthone derivatives. Studies on the cyclization of the readily available model substrate 2,3',5-trihydroxy benzophenone **28** revealed that the combination of Ag₂CO₃ and CH₃CN, at 100 °C for 2 h gave the best results towards the cyclization product, with the hydroxyl group being crucial for cyclization that occurs *via* a single-electron transfer mechanism¹⁴⁴ (Scheme 7C). To obtain 1,5,7-trisubstituted-3-pyridylxanthenes with potential as insecticides, the target precursor 1,5,7-trihydroxy-3-chloroxanthone was cyclized using the optimized reaction conditions, in the route for the synthesis of several 1,5,7-trisubstituted-3-pyridylxanthenes.¹⁴⁴ Ceric ammonium sulfate (CAS)^{145,146} and ceric ammonium nitrate (CAN)¹⁴⁶-mediated oxidative cyclization of benzophenones was also reported, although some limitations were observed with the formation of a xanthone-related dione. A possible mechanism for the formation of this secondary product was proposed with the formation of a radical cation with subsequent nucleophilic addition of the phenol, oxidation with CAN, and addition of water followed by elimination of methanol.¹⁴⁵

3.2 Synthesis of azaxanthenes

The synthesis of azaxanthenes *via* the benzophenone route usually employs the preparation of the required benzophenone through Friedel–Crafts acylation (Scheme 8A), deprotocupration–arylation (Scheme 8B), or even the formation of an intermediate alcohol *via* metal-mediated strategies, which is further oxidized to the corresponding ketone (Scheme 8C and D). Cyclization is typically achieved *via* S_NAr.

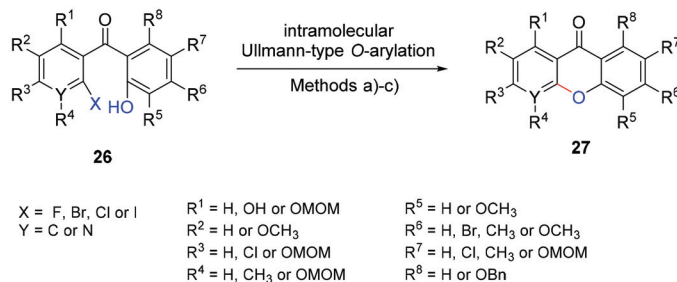
A. Synthesis of xanthenes via a base-catalyzed intramolecular nucleophilic aromatic substitution



Experimental conditions

- TMAH, pyridine, H₂O, reflux, 36 h, 2 examples, 83-92% yield
- NaOH, CH₃OH/H₂O, 110 °C, 48 h, 2 examples, 58-90% yield
- NaOH, CH₃OH/H₂O, MW, 30 min, 1 example, 65% yield
- K₂CO₃, CH₃OH, H₂O, 28 h, 2 examples, n.d. yield
- NaOH, CH₃OH/H₂O, MW, 100 °C, 6h, 2 examples, 15-63% yield (2 steps)

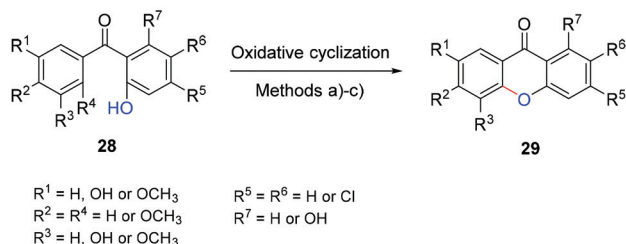
B. Synthesis of xanthenes and azaxanthenes via intramolecular Ullmann-type O-arylation



Experimental conditions

- K₂CO₃, acetone, 25 °C, 2 h, 1 example, 96% yield
- K₂CO₃, DMF, 75 °C, 1 example, 63% yield (3 steps)
- TBAOH, H₂O, 120 °C, MW, 4 min, 20 examples, 98-99% yield

C. Cyclization of benzophenones to xanthenes via an oxidative cyclization



Experimental conditions

- Ag₂CO₃, CH₃CN, 100 °C, 2 h, 1 example, 62% yield
- CAS, H₂O/CHCl₃/CH₃CN, rt, 24 h, 4 examples, 21-91% yield
- CAS, H₂O/CHCl₃/CH₃CN, rt, 18 h, 1 example, 60% yield

Scheme 7 Synthesis of xanthenes via benzophenone cyclization.

3.2.1 Synthesis of azaxanthenes through the reaction between 2-chloronicotinic acid and phloroglucinol. Kolokythas *et al.*⁷⁶ have studied the potential of pyranoxanthenones and pyranothioxanthenones, as potential cytotoxic agents closely related to the broad spectrum antitumour alkaloid acronycine (Scheme 8A). As an outcome of this work, the carbocyclic moiety was replaced by the pyridine heterocycle isostere in the xanthone chromophore. Similarly to the work of Villani *et al.*,⁷⁸ formation of the corresponding acyl chloride of 2-chloronicotinic acid (30) and further reaction with phloroglucinol 31 provided ketone 32 which was then cyclized to dihydroxyazaxanthone 33 in 51% yield.⁷⁶

3.2.2 Synthesis of azaxanthenes through deprotonation-arylation followed by intramolecular direct arylation. Lithiocuprates, prepared from copper(II) chloride and lithium 2,2,6,6-tetramethylpiperidide (LTMP), can be used as bases for the deprotonative metalation of aromatic compounds. By using palladium as a catalyst for ring closure, it is possible to obtain not only the expected azafluorenones, but also azaxanthenes, through cyclization, in the presence of oxygen-containing substituents or reagents.¹⁴⁷ Synthesis of azaxanthenes

42–44 was achieved by using this approach. 4,5-Diazaxanthone (42), was prepared from 2-chloropyridine (34) and LTMP, which was stirred for two hours at 0 °C in THF, before the addition of the corresponding aroyl chloride (Scheme 8B). The 4,5-diazaxanthone 42 was produced in 45% overall yield (2 steps) after treatment with palladium(II) acetate and trichlorohexylphosphine tetrafluoroborate. The second azaxanthone, 4-azaxanthone (43), was synthesized similarly, starting from 2-methoxypyridine (35) and chlorobenzyl chloride in 8% overall yield (2 steps). The second step was slightly different, and although Pd(OAc)₂ was used as a catalyst, tri-*tert*-butylphosphonium tetrafluoroborate was also employed (Scheme 8B). 2-Azaxanthone (44) was obtained through the same method as 4,5-diazaxanthone (42), using 4-methoxypyridine (36) and chlorobenzyl chloride (Scheme 8B), yielding 29% of the desired compound (overall yield for 2 steps).¹⁴⁷

3.2.3 Synthesis of azaxanthenes through metalation-lithiation. Metalation of π -deficient heterocycles, such as pyridine, has proven to be a good strategy towards obtaining compounds that could serve as the starting materials for azaxanthenes. This methodology can be a powerful functionalization

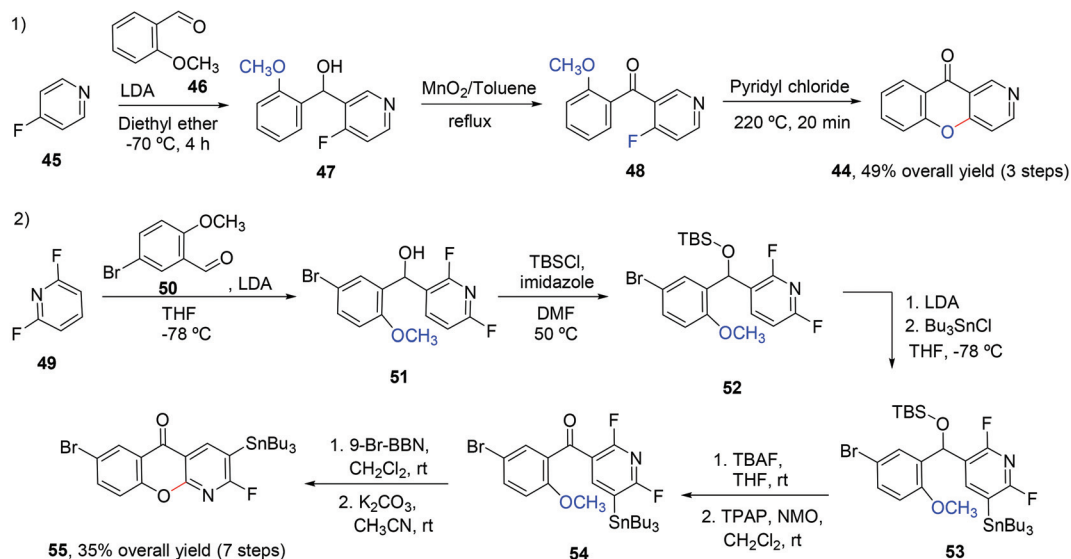
A. Synthesis of azaxanthenes through reaction between 2-chloronicotinic acid and phloroglucinol



B. Synthesis of azaxanthenes by deprotocoupling-arylation followed by intramolecular direct arylation



C. Synthesis of 2-azaxanthenone using a lithiation strategy



D. Synthesis of 4-azaxanthenone by trans metalation



Scheme 8 Synthesis of azaxanthenes via the benzophenone route.

approach, since electrophilic substitutions are frequently hard to achieve in such molecules. Based on the fact that halogens can induce *o*-lithiation of pyridine, Marsais *et al.*¹⁴⁸ explored this route and one of their experiments led to the synthesis of 2-azaxanthenone (**44**). The metalation of the starting material, 4-fluoropyridine (**45**), was achieved with complete chemo-

selectivity using lithium diisopropylamide (LDA) and *o*-anisaldehyde (**46**). The formation of butylated side products when using butyllithium attested the advantages of using LDA as a lithiation agent. The fact that the product, (4-fluoro-3-pyridyl)-2-methoxyphenylmethanol (**47**), precipitated with diethyl ether also constituted an advantage, as higher metalation yields

could be reached. Oxidation of **47** with manganese dioxide led to (4-fluoro-3-pyridyl)-2-methoxyphenylmethanone (**48**) which when heated with pyridinium chloride yielded 2-azaxanthone (**44**), in 49% overall yield, obtained over 3 steps (Scheme 8C1).¹⁴⁸ A similar approach was used for the synthesis of halo-azaxanthones, starting from 2,6-difluoropyridine (**49**) and 5-bromo-2-methoxybenzaldehyde (**50**). A *tert*-butyldimethyl silyl (TBS) ether protection of the formed hydroxyl moiety and installation of a Bu₃Sn group after the second fluorine-directed *o*-lithiation of the pyridine were used as key steps in the synthesis of trisubstituted azaxanthone **55** in 35% yield (overall yield considering 7 steps) (Scheme 8C2).¹⁴⁹

3.2.4 Synthesis of azaxanthones through transmetalation.

It is clear that metalation reactions are useful, with direct reactions with electrophiles or transmetalation, leading to cross-coupling reactions, being the most important. However, the lithiation reactions previously described require low temperatures, and, added to the fact that halogen–lithium exchange is extremely temperature-sensitive, that can be limiting, making them difficult to perform in an industrial setting.¹⁵⁰ Therefore, the search for alternative reactions led to the development of pyridylmagnesium reagents that could either take part in electrophilic trapping or coupling reactions. In this scope, the halogen–magnesium exchange methodology was preferred over the Grignard reaction, as the direct access by oxidative addition of magnesium to the halopyridine is challenging to accomplish, even with magnesium activation.¹⁵⁰ Studies on synthetic routes leading to new pyridine derivatives through bromine–magnesium exchange.^{148,150} revealed that isopropylmagnesium chloride (iPrMgCl) was the best exchange reagent, and THF was the best solvent. The fact that this reaction occurs at room temperature posed as an advantage. 4-Azaxanthone (**43**) was prepared starting from 3-bromo-2-chloropyridine (**56**) (Scheme 8D). Metalation with iPrMgCl, using THF as the solvent, at room temperature and further reaction with *o*-anisaldehyde (**46**) resulted in the formation of alcohol (**57**), which was then subject to oxidation and ring closure reac-

tions affording **43** as described before, in 55% overall yield (3 steps).

4 Synthesis of (aza)xanthones via the diaryl ether route

The diaryl ether synthesis comprises the reaction between aryl halides and phenols which are further cyclized to the xanthone core. Like the benzophenone route, the diaryl ether route can then be divided into two steps: the synthesis of the diaryl ether (section 4.1.1) and the cyclization of the diaryl ether (section 4.1.2) (Scheme 9). This approach is particularly useful in the synthesis of 1,2-dioxygenated xanthones, when the pattern of substitution of the target xanthone cannot be obtained following the electrophilic aromatic substitution rules and/or is also dependent on the presence of bulky groups giving rise to isomeric mixtures. Nevertheless, due to generally higher yields obtained with intermolecular acylations when compared to the Ullmann ether syntheses, the recent examples of the total synthesis of natural products using the diaryl ether route are quite scarce, contrary to the existing ones *via* the benzophenone route (Fig. 3).

4.1 Synthesis of xanthones

4.1.1 Diaryl ether synthesis. With the extensive development of several methodologies towards xanthone synthesis, either through the benzophenone route (section 3) or even by

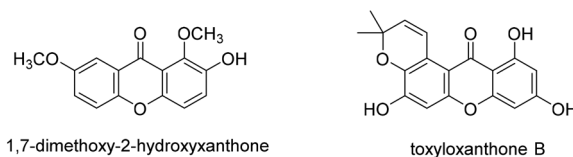
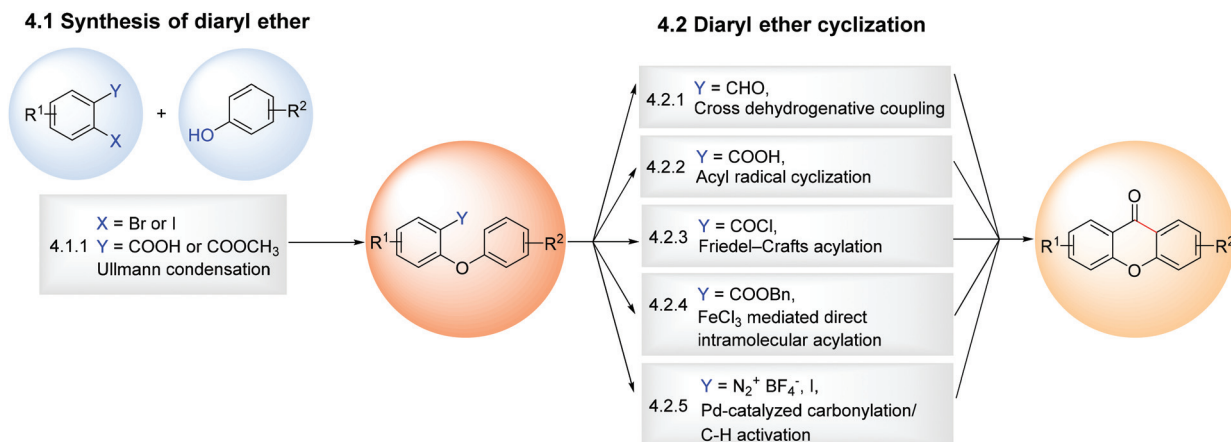


Fig. 3 Recent examples of the total synthesis of natural products using the diaryl ether route.



Scheme 9 Strategies for the synthesis of xanthones *via* diaryl ether.

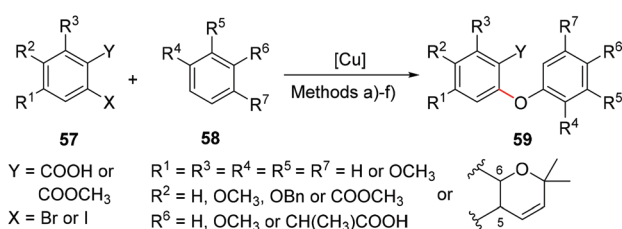
one-step methodologies (section 2) or newer strategies (section 7), fewer examples involving other procedures have been described in recent times. When used, diaryl ether synthesis is usually achieved *via* the classic Ullmann condensation (section 4.1.1.1), which consists of the coupling of an aryl halide with a phenol (Scheme 9).

4.1.1.1 Synthesis of diaryl ether by coupling of an aryl halide with a phenol – Ullmann condensation. While some modifications of the coupling of an aryl halide with a phenol using Ullmann conditions have been described in the last few years, copper continues to be the metal of choice for this coupling. Common bases for Ullmann type reactions are K_2CO_3 and Cs_2CO_3 and some variations in the copper catalyst include the use of CuI ,^{45,151} CuO ,¹⁵² $CuCl$ ¹⁵³ or Cu/Cu_2O .¹⁵⁴ Since this methodology has already been extensively reviewed, recent examples are summarized in Scheme 10 and will not be widely discussed. However, it is worth mentioning a new copper(I)-catalysed approach that, when compared to the classical Ullmann reaction protocols, requires only small amounts of copper catalyst and mild temperatures, with better overall yields, even when tested on a larger scale. The Buchwald's $Cu(OTf)_2$ -benzene complex proved to be extremely effective against the classic CuI when combined with 4-dimethylaminopyridine (4-DMAP), to give the desired diaryl ether in high yields.¹⁵⁵ One of the synthesized xanthenes showed typical xanthone fluorescence properties suitable for studying folding processes of polypeptides by triplet-triplet energy transfer (TTET).¹⁵⁵

4.1.2 Cyclization of the diaryl ether. To be used as substrates in the synthesis of xanthenes, diaryl ethers should contain certain molecular characteristics so that the next step, cyclization, can occur. Over the last few years, several approaches to the xanthone skeleton from a range of functionalized diaryl ethers *via* various mechanisms have been developed, depending largely on the functionality existing in the *ortho* position to the ether (Scheme 9, Y). When in the presence of an aldehyde derivative ($Y = CHO$), the most common methodology is *via* cross-dehydrogenative coupling (CDC, section 4.1.2.1). This strategy has received increasingly attention in recent years due to the fact that it does not require pre-functionalized coupling partners, can be extended to a wide

scope of derivatives, and involves a few steps, and consequently high atom economy. In the presence of a carboxylic acid derivative ($Y = COOH, COCl, COOBn$), three approaches can be followed, depending on the nature of the derivative: an acyl radical cyclization *via* photoredox catalysis using methylene blue as a photosensitizer (section 4.1.2.2, $Y = COOH$), a metal-free variant of the intramolecular Friedel-Crafts acylation (section 4.1.2.3, $Y = COCl$), and a $FeCl_3$ mediated direct intramolecular acylation of esters (section 4.1.2.4, $Y = COOBn$). However, the presence of a carboxylic acid derivative is not mandatory, and other substrates such as 2-iodo diaryl ethers ($Y = I$) or the corresponding diazonium salts ($Y = N_2^+ BF_4^-$) can be used for the synthesis of xanthenes in a palladium-catalysed carbonylation/C-H activation (section 4.1.2.5). Other kinds of cyclization strategies have also been reported in which the xanthone core can be obtained through a Co(I)-catalysed Barbier reaction of aromatic halides with aromatic aldehydes and imines,¹⁵⁶ a $PhI(OAc)_2-BF_3-OEt_2$ mediated domino imine activation, intramolecular C-C bond formation and β -elimination,¹⁵⁷ or a quaternary ammonium salt-promoted intramolecular dehydrogenative arylation of aldehydes.¹⁵⁸

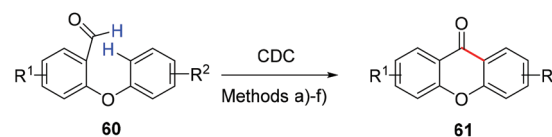
4.1.2.1 Cyclization of diaryl ethers to xanthenes by a cross-dehydrogenative coupling. After the pioneering work of Wang *et al.*¹⁵⁹ in 2012 on the synthesis of xanthenes *via* a rhodium-catalysed cross-dehydrogenative coupling (CDC) starting from 2-aryloxybenzaldehydes, alternative transition-metal catalysed strategies to construct the xanthone scaffold have been developed (Scheme 11)¹⁶⁰⁻¹⁶³ For example, Wertz *et al.*¹⁶⁰ reported an elegant and straightforward procedure for the synthesis of the xanthone core through a $FeCp_2$ -catalysed CDC reaction *via* a base-promoted homolytic aromatic substitution. Under the optimized conditions, several 2-aryloxybenzaldehydes bearing both electron-donating and electron-withdrawing substituents were coupled efficiently to give the corresponding xanthenes with yields ranging from 30 to 78% (Scheme 11). Later, Manna *et al.*¹⁶¹ reported an *ortho* C-H bond functionalization involving dichloro(*p*-cymene)ruthenium(II) dimer $[[RuCl_2(p\text{-cymene})_2]_2]$ catalysed C-C bond formation. When compared to other metal-mediated CDC methodologies, this protocol does



Experimental conditions

- CuI , Cs_2CO_3 , *N,N*-dimethyl glycine, dioxane, N_2 , 90 °C, 14 h, 54% yield
- CuI , Cs_2CO_3 , *N,N*-dimethyl glycine, dioxane, N_2 , 90 °C, 18 h, 26% yield
- CuO , K_2CO_3 , pyridine, reflux, 24 h, 62% yield
- $CuCl$, Cs_2CO_3 , TDA-1, dioxane, reflux, N_2 , overnight, yield not determined
- Cu , Na_2CO_3 , pyridine, reflux, N_2 , 26 h, 39-42% yield (2 examples)
- $(CuOTf)_2$.PhH, 4-DMAP, Cs_2CO_3 , dioxane, reflux, 36 h, 91% yield

Scheme 10 Synthesis of diaryl ether by Ullmann condensation.



Metal-mediated CDC

- $RhCl_2$, PPh_3 , TBHP, $PhCl$ (pioneer work)
- $FeCp_2$, TBHP, CH_3CN , 8 examples, 30-78% yield
- $[RuCl_2(p\text{-cymene})_2]_2$, CH_3CN , TBHP, 12 examples, 27-78% yield
- $Cu(0)$, Selectfluor, CH_3CN , 25 examples, 30-95% yield

Non-metal CDC

- TBAB, H_2O , TBHP, air, 20 examples, 57-89% yield
- CBr_4 , O_2 , neat, 20 examples, 35-82% yield

Scheme 11 Methodologies for the synthesis of xanthenes through intramolecular cross-dehydrogenative coupling (CDC) of 2-aryloxybenzaldehydes.

not require any expensive metal-catalyst and uses a commercially available cheap oxidant. The authors extended the scope of this reaction not only to xanthenes, but also to thioxanthenes and fluorenones in moderate to good yields.¹⁶¹ Recently, Bao *et al.*¹⁶² described a Cu(0)/Selectfluor system-catalysed intramolecular Csp²-H/Csp²-H bond CDC of 2-aryloxybenzaldehydes (Scheme 11).

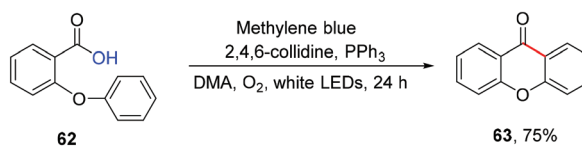
Interestingly, when in the presence of a substituent in the *ortho* position to the formyl group on the 2-aryloxybenzaldehyde, regioisomers were obtained. The presence of substituents at the *ortho*, *meta*, or *para* positions relative to the formyl group are well tolerated, the products being obtained in good yields, except in the case of OPh, affording the desired product in lower yield (49%). Besides the clear advantages related to the use of an inexpensive and low-toxic copper catalyst and relatively mild reaction conditions, this procedure also accepts a wide variety of substituent groups such as F, Cl, Br, OCF₃, CF₃, Ph, OPh, *i*Pr, and *i*Bu, which provides opportunities for further molecular modifications. The authors were able to expand the use of this methodology for the synthesis of 9*H*-thioxanthen-9-one and 10,10-dioxide and phenanthridin-6(5*H*)-one derivatives¹⁶² and, interestingly, this process could be conducted successfully on a gram scale for a simple oxygenated xanthone (80% yield). A plausible mechanism for the [RuCl₂(*p*-cymene)₂]-catalysed cyclization reaction was proposed and involves the formation of a cyclic seven membered transition state by addition of TBHP followed by reductive elimination to afford the desired compounds **61**.¹⁶¹

Over the last few years, the development of green CDC methodologies has sprout in order to compete with these transition-metal catalysed approaches (Scheme 11) and to address some drawbacks of their use in the pharmaceutical industry (metal harsh elimination and consequent toxicity). Rao *et al.*¹⁶⁴ reported a metal-free tetrabutylammonium bromide (TBAB)-promoted intramolecular annulation in aqueous medium, *via* oxidative coupling of C-H bond/aromatic C-H of several 2-aryloxybenzaldehydes. After reaction condition optimization, this reaction tolerated both electron-donating and electron-withdrawing functional groups (Scheme 11). Interestingly, when 2-(4'-phenoxyphenoxy)-benzaldehyde was employed, the formyl C-H bond selectively coupled with the 2-phenoxy part to give the phenoxy-9*H*-xanthen-9-one while leaving the 4'-phenoxy part intact, attesting that the intramolecular route is favored by the oxidative coupling protocol.

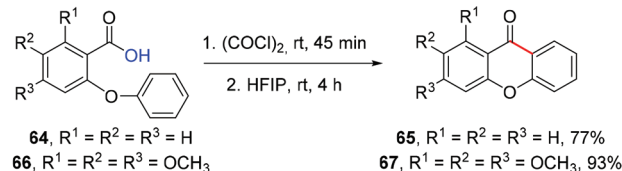
In a related investigation, Tang *et al.*¹⁶⁵ developed a straightforward ring closure protocol for the synthesis of xanthenes from 2-aryloxybenzaldehydes through a simple and practical carbon tetrabromide promoted intramolecular aerobic oxidative dehydrogenative coupling reaction (Scheme 11). The scope and versatility of this reaction were also investigated, by experimenting different solvents, halogen reagents, and substituents, with good tolerance for different functional groups, being inclusively extended for the synthesis of fluorenones by using 2-arylbenzaldehydes as substrates. After preliminary studies on the reaction mechanism, the authors also suggested that the reaction may proceed through a radical pathway.¹⁶⁵

4.1.2.2 Cyclization of diaryl ethers to xanthenes by an acyl radical cyclization. Although CDC is the most frequently used methodology for the synthesis of xanthenes from diaryl ethers, other less explored methodologies, with substrates containing a carboxylic acid derivative moiety, have recently been reported. An efficient intramolecular radical cyclization reaction *via* photoredox catalysis was developed for the synthesis of dibenzocycloketone derivatives using methylene blue as a photosensitizer (Scheme 12A).¹⁶⁶ This strategy relies on the fact that carboxylic acids are attractive and widely used syn-

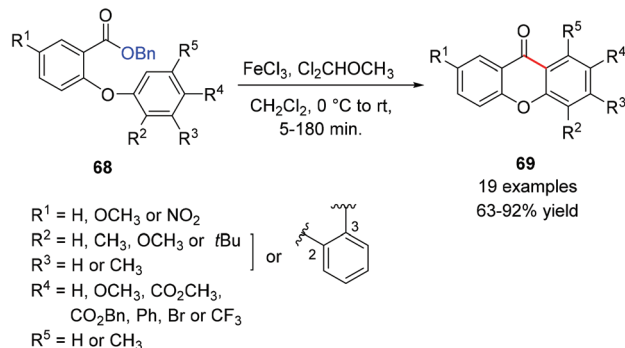
A. Cyclization of diaryl ethers to xanthenes by an acyl radical cyclization



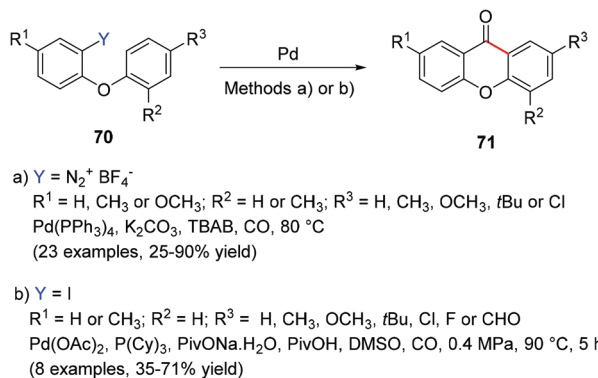
B. Cyclization of diaryl ethers to xanthenes by a Friedel-Crafts acylation



C. Cyclization of diaryl ethers to xanthenes by a FeCl₃ mediated direct intramolecular acylation of esters



D. Cyclization of diaryl ethers to xanthenes by palladium-catalysed carbonylation/C-H activation



Scheme 12 Methodologies used for the cyclization of diaryl ethers to xanthenes.

thons to prepare acyl radicals by decarboxylation through photoredox catalysis. The authors used 2-(2-phenoxyacetyl) benzoic acid as a model substrate to obtain the corresponding eight-membered dibenzocycloketones and, after reaction condition optimization, the scope of the reaction was extended to other six, seven and eight-membered dibenzocycloketones. Xanthone (**63**) was obtained in 75% yield through a reaction of 2-phenoxybenzoic acid (**62**) with methylene blue, PPh₃ and 2,4,6-collidine in 2 mL DMA and irradiated with LED white light at 25 °C for 24 h.¹⁶⁶

4.1.2.3 Cyclization of diaryl ethers to xanthenes by a Friedel–Crafts acylation. A promising metal-free variant of the intramolecular Friedel–Crafts acylation reaction, which employs mild conditions and avoid excesses of harsh acids, was described by Motiwala *et al.*¹⁶⁷ This simple strategy consists of dissolving readily available acid chlorides in 1,1,1,3,3,3-hexafluoropropan-2-ol (HFIP), a strong hydrogen-bond-donating solvent, and allows the reaction to stir at room temperature for 4 h (Scheme 12B). The reaction was optimized using 4-(3,4-dimethoxyphenyl)butanoic acid as a model against solvent, HFIP loading, and reaction time to obtain 6,7-dimethoxy-1-tetralone. After the optimal conditions were obtained, the scope was extended to a range of structurally diverse carboxylic acids; the formation of six-membered rings was generally favored over five- and seven-membered rings, xanthone **65** being obtained in 77% yield and 1,2,3-trimethoxy-9*H*-xanthen-9-one (**67**) in 93% yield (Scheme 12B).

4.1.2.4 Cyclization of diaryl ethers to xanthenes by a FeCl₃ mediated direct intramolecular acylation of esters. Benzyl esters have also shown to be suitable building blocks for the synthesis of xanthone derivatives. This serendipitous example of cyclization of diaryl ethers bearing a carboxylic acid moiety emerged as a way to dodge the disadvantages sometimes associated with the classical methods.¹⁶⁸ After an initial screening concerning several catalysts, dichloromethyl methyl ether loading, and reaction times, and with the optimal conditions in hand, the scope of the reaction was investigated and it was observed that the acylation could tolerate various functional groups such as OCH₃, NO₂, CO₂CH₃, Br, and Cl, affording the desired xanthenes in good yields (Scheme 12C). Mechanistic studies indicated that the formation of an intermediate, which results from the cooperative activation of benzyl esters by FeCl₃ and Cl₂CHOCH₃, plays a key role in the acylation of esters.

4.1.2.5 Cyclization of diaryl ethers to xanthenes by palladium-catalysed carbonylation/C–H activation. Although the previous examples approached the use of diaryl ethers bearing a carboxylic acid moiety, this is not mandatory and the carbonyl bridge between the two aryl rings can be formed with the aid of carbon monoxide. Thus, palladium catalysed carbonylations/C–H activation reactions emerged as an alternative methodology for the synthesis of xanthenes in the last few years. The employment of a palladium catalyst (and ligand), base/additive, and carbon monoxide proceeds smoothly when using 2-iodo diaryl ethers or the corresponding diazonium salts to form the desired xanthenes, with great tolerance for different functional groups (Scheme 12D). The proposed mechanism of the intra-

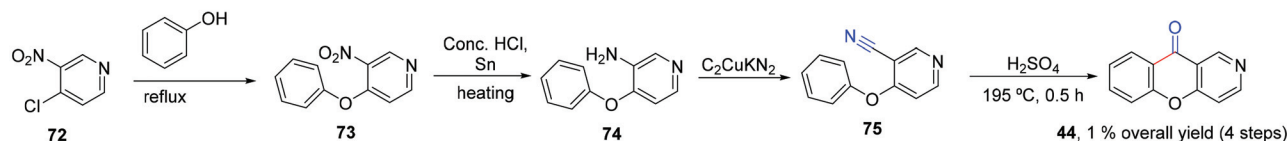
molecular cyclization is similar in both strategies and proceeds through the initial oxidative addition of Pd, insertion of CO, activation of an *ortho* aromatic C–H with the assistance of the base, subsequent reductive elimination to afford the intended xanthone, and regeneration of Pd for the next catalytic cycle.

4.2 Synthesis of azaxanthenes

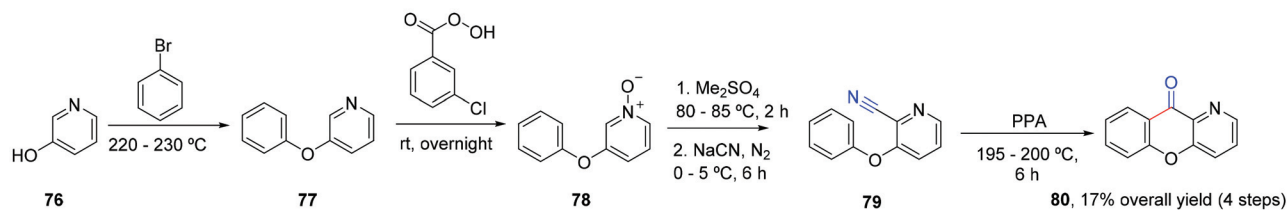
The synthesis of azaxanthenes *via* the diaryl ether route requires the synthesis of an intermediate, typically a cyanopyridyl phenyl ether (Scheme 13) or a phenoxynicotinic acid derivative (Scheme 14). Cyanopyridyl phenyl ether derivatives can be obtained either through S_NAr of aromatic halides with hydroxypyridine or phenol derivatives. Phenoxynicotinic acids are also achieved *via* S_NAr, from building blocks containing the carboxylic acid moiety or other functionalities (*e.g.* methyl) that are easily converted into the desired carboxylic acid. Other strategies include the use of quinolinimide as the starting material, which can be further transformed into the corresponding carboxylic acid (Scheme 14). An excess of protic acid (often as solvent) such as sulfuric acid or polyphosphoric acid (PPA) is usually the reagent of choice for the intramolecular Friedel–Crafts cyclization reaction.

4.2.1 Synthesis of azaxanthenes *via* cyanopyridyl phenyl ether. The synthesis of azaxanthenes *via* cyanopyridyl phenyl ether is a very straightforward methodology, since the cyclization step is easily achieved due to the presence of a pendent cyano moiety. 2-Azaxanthone (**44**) was synthesized *via* this methodology by Kruger *et al.*,¹⁶⁹ starting from the condensation of 4-chloro-3-nitropyridine (**72**) with phenol to yield intermediary 3-nitro-pyridyl phenyl ether (**73**) (Scheme 13A). Reduction of the nitro group, oxidative conversion of the amine to the corresponding nitrile, and further cyclization with sulfuric acid at 195 °C led to 2-azaxanthone (**44**), in very low yield (1% over 4 steps), probably due to the formation of sulfonated phenoxy derivatives that were soluble in water. A similar strategy was used for the synthesis of 1-azaxanthone (**80**)⁷⁸ (Scheme 13B). 3-Phenoxy-pyridine (**77**) was used as the starting material, previously obtained from the reaction between 3-pyridinol (**76**) and bromobenzene. *N*-Oxide formation with *m*-chloroperbenzoic acid, and the subsequent reaction with dimethyl sulfate produced *N*-methoxymethyl sulfate salts. Due to the fact that the resulting salts are generally hygroscopic and difficult to handle, a reaction with sodium cyanide under a nitrogen atmosphere yielded stable 2-cyano-3-phenoxy-pyridine (**79**). 1-Azaxanthone (**80**) was obtained *via* direct ring closure in 17% overall yield in four steps from 3-pyridinol (**76**). A di-halogen-substituted azaxanthone was also synthesized *via* cyanopyridyl phenyl ether from 3-chloropiconitrile (**81**) and 4-bromophenol (**82**) (Scheme 13C). The diaryl ether **83** was obtained through S_NAr and further intramolecular Friedel–Crafts reaction in PPA and an *in situ* hydrolysis yielded the 1-azaxanthone core **84**. Nitrogen oxidation and treatment with phosphoryl chloride originated the desired chloride **85** with 62% overall yield, considering 4 reaction steps (Scheme 13).¹⁴⁹

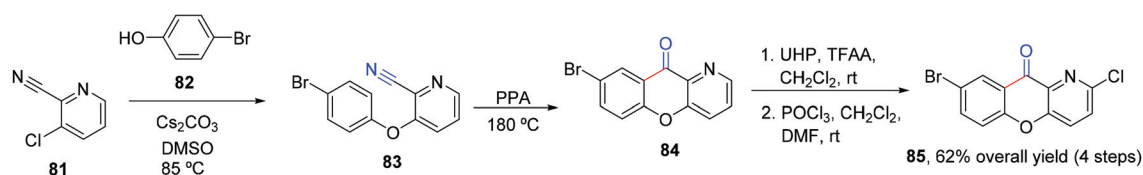
A. Synthesis of 2-azaxanthone from 4-chloro-3-nitropyridine and phenol



B. Synthesis of 1-azaxanthone from 3-pyridinol and bromobenzene



C. Synthesis of 7-bromo-2-chloroazaxanthone from 3-chloropiconitrile and 4-bromophenol



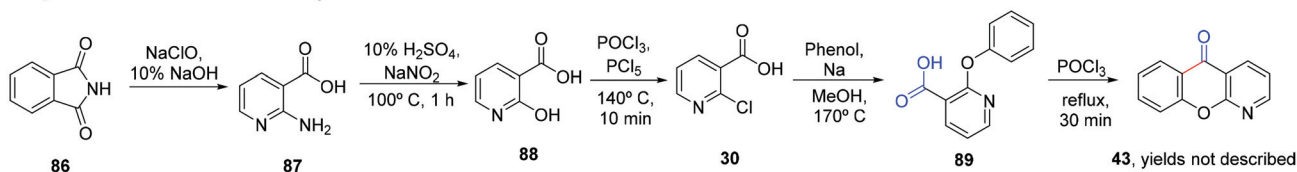
Scheme 13 Synthesis of azaxanthenes via cyanopyridyl phenyl ether derivatives (diaryl ether route).

4.2.2 Synthesis of azaxanthenes via phenoxynicotinic acid derivatives. 4-Azaxanthone (**43**), also known as 9-oxa-4-azaxanthone or 5*H*-[1]benzopyrano[2,3-*b*]pyridin-5-one, was the first azaxanthone to be synthesized ever, following a methodology involving phenoxynicotinic acid derivatives (Scheme 14A). Preparation of 2-aminonicotinic acid (**87**) via the Hofmann reaction on quinolinimide **86** previously obtained from 8-hydroxyquinoline and further treatment of **87** with nitrous oxide yielded 2-hydroxynicotinic acid (**88**). Transformation into 2-chloronicotinic acid (**30**) and condensation of the corresponding sodium salt with sodium phenoxide yielded 2-phenoxynicotinic acid (**89**) which after cyclization afforded compound **43**.¹⁷⁰ Another method for the synthesis of azaxanthenes was developed by Villani and collaborators,⁷⁸ taking phenoxy-pyridinecarboxylic acids as the starting materials, with the nitrogen in different positions, according to the desired azaxanthone. The reactions employed allowed the synthesis of azaxanthenes previously described in better yields. For the synthesis of 4-azaxanthone (**43**, Scheme 14B), 2-chloronicotinic acid (**30**) reacted with phenol in the presence of sodium methoxide to yield 2-phenoxynicotinic acid (**89**). The ring closure was achieved with the use of phenylphosphonic acid (PPA), in 83% overall yield [2 steps from 2-chloronicotinic acid (**30**). For the synthesis of 3-azaxanthone (**93**, Scheme 14C), the starting materials used were 3-hydroxy-4-picoline (**90**) and bromobenzene, which through the Ullmann condensation led to 3-phenoxy-4-picoline (**91**). 3-Phenoxyisonicotinic acid (**92**) was obtained by oxidation of **91** and heating of **92** with PPA, similarly to the previous reaction, led to 3-azaxanthone (**93**) in 16% overall yield, in three

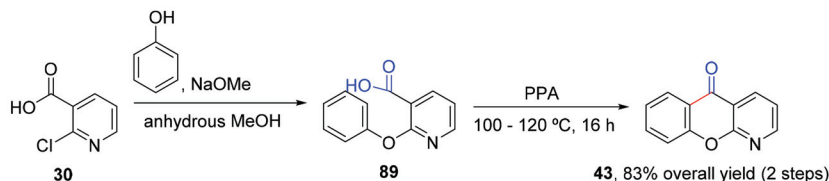
steps from 3-hydroxy-4-picoline (**90**).⁷⁸ On the other hand, 2-azaxanthone (**44**) was prepared by using 4-nitro-3-picoline 1-oxide (**94**) and phenol as the starting materials. Displacement of the nitro group by phenoxide in the presence of K_2CO_3 gave phenyl ether **95** that was *N*-deoxygenated to the pyridyl ether **96**. Oxidation gave the desired 4-phenoxynicotinic acid (**97**) which after ring closure gave 2-azaxanthone (**44**) in 21% overall yield in 4 steps from 4-nitro-3-picoline 1-oxide (**94**) and phenol (Scheme 14D).⁷⁸ Worth highlighting is a simple and clean methodology for the synthesis of azaxanthenes and azathioxanthenes. Li *et al.*¹⁷¹ developed a synthetic route that did not use expensive materials and had solvent-free conditions, starting from phenoxy-pyridine acids. In order to obtain the best catalyst, studies with a series of metal triflates were carried out. It was concluded that ytterbium(III) trifluoromethanesulfonate was the best catalyst, and that the use of a Brønsted acid would slightly improve the yield in the synthesis of 4-azaxanthone and derivatives (Scheme 14E).

4.2.3 Synthesis of azaxanthenes via amide derivatives. In an effort to find new β -amyloid precursor protein cleaving enzyme 1 (BACE1) inhibitors, new azaxanthenes were synthesized.¹⁴⁹ Compared to previously synthesized xanthenes, the introduction of a nitrogen could improve *in vitro* potency, cardiovascular safety, pharmacokinetics, and drug metabolism, and modulate central nervous system penetration.¹⁷² These features could also be evidenced by a fluorine-substitution at the 3- or 4-position. The combination of these features would ultimately lead to an overall improvement of the compounds as BACE1 inhibitors. Since these molecules had never been synthesized before, different synthetic approaches were attempted.

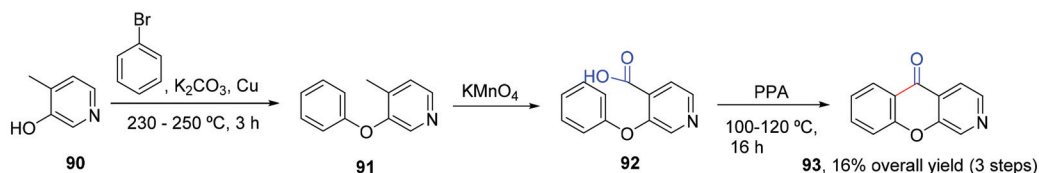
A. Synthesis of 4-azaxanthone from quinolinimide



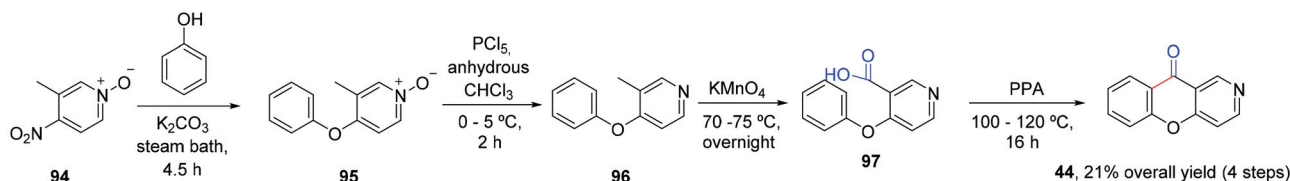
B. Synthesis of 4-azaxanthone from 2-chloronicotinic acid and phenol



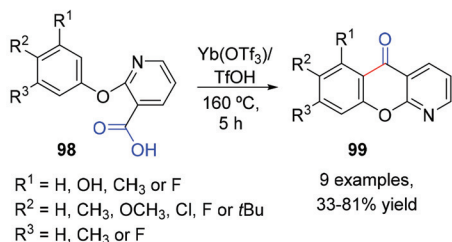
C. Synthesis of 3-azaxanthone from 3-hydroxy-4-picoline and bromobenzene



D. Synthesis of 2-azaxanthone from 4-nitro-3-picoline 1-oxide and phenol



E. Synthesis of azaxanthenes via phenoxynicotinic acid derivatives



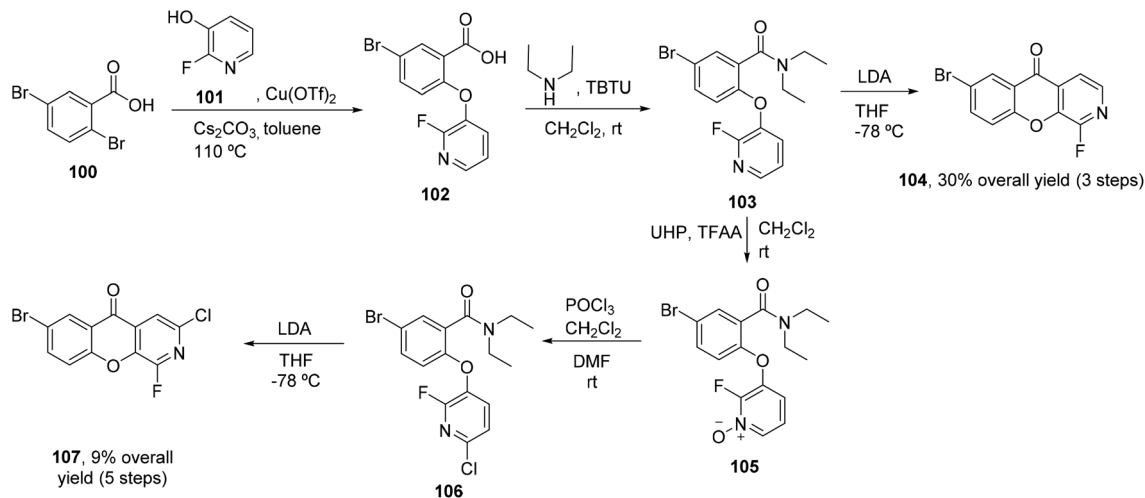
Scheme 14 Synthesis of azaxanthenes via phenoxynicotinic acid derivatives (diaryl ether route).

For the synthesis of 3-aza-4-fluoroxanthone **104** (Scheme 15), the first step was the regioselective copper-catalysed Ullmann coupling between 2,5-dibromobenzoic acid (**100**) and 2-fluorohydroxypyridine (**101**), which afforded a diaryl ether **102**. This intermediate **102** was treated with diethylamine and 2-(1*H*-benzotriazole-1-yl)-1,1,3,3-tetramethylammonium tetrafluoroborate (TBTU) to give amide **103**. An amide-directed lithiation on the pyridine, followed by an *in situ* cyclization furnished a fluorinated azaxanthone **104** [30% overall yield in 3 reaction steps from 2,5-dibromobenzoic acid (**100**)]. From the same amide intermediate **103**, *N*-oxidation was performed on the pyridine nitrogen (**105**) and subsequent treatment with phosphoryl

chloride afforded a chloride derivative **106**, which produced a tri-halogenated azaxanthone **107** after a tandem lithiation/cyclization (Scheme 15), with an overall yield of 9% in five steps from 2,5-dibromobenzoic acid (**100**) and 2-fluorohydroxypyridine (**101**) (Scheme 15).¹⁴⁹

5 Synthesis of (aza)xanthenes via chromone derivatives

The chromone core constitutes a versatile building block that can be used for the synthesis of xanthone derivatives. To form



Scheme 15 Synthesis of azaxanthenes *via* amide derivatives (diaryl ether route).

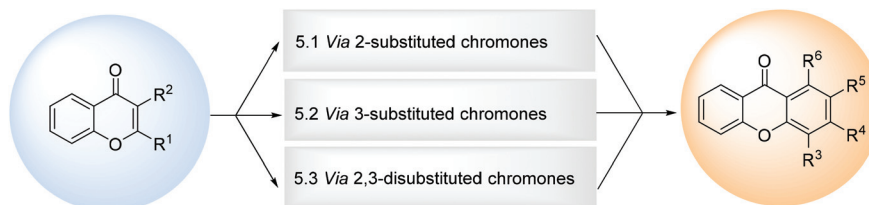
an additional aromatic ring, several strategies can be applied, mainly the traditional Diels–Alder or other cycloaddition reactions. Depending on the substitution pattern of the chromone derivative, this section will be sub-divided into three subsections: synthesis of xanthenes from 2-substituted (section 5.1), 3-substituted (section 5.2) and 2,3-disubstituted chromones (section 5.3) (Scheme 16).

5.1 Synthesis of xanthenes from 2-substituted chromones

5.1.1 *Via* Diels–Alder reaction. The high versatility and efficiency of the Diels–Alder reactions have also been extended to the synthesis of xanthenes from 2-substituted chromones. Xanthone-1,2,3-triazole dyads were obtained by two different approaches, both starting from (*E*)-2-(4-arylbut-1-en-3-yn-1-yl) chromones, previously obtained by a base-catalysed aldol reaction of 2-methylchromone and arylpropargyl aldehydes.¹⁷³ While the first approach adopted a methodology in which the xanthone core is primarily constructed using chromones as dienes in the Diels–Alder reaction, followed by the construction of the triazole ring, in the second strategy the process was inverted, starting with the triazole ring followed by the construction of the xanthone core (Scheme 17A). Thus, in the first methodology, a Diels–Alder reaction of the chromone derivatives **108** with *N*-methylmaleimide under microwave irradiation gave Diels–Alder adducts **109**. Oxidation of the obtained adducts with 2,3-dichloro-5,6-dicyano-1,4-benzoquinone

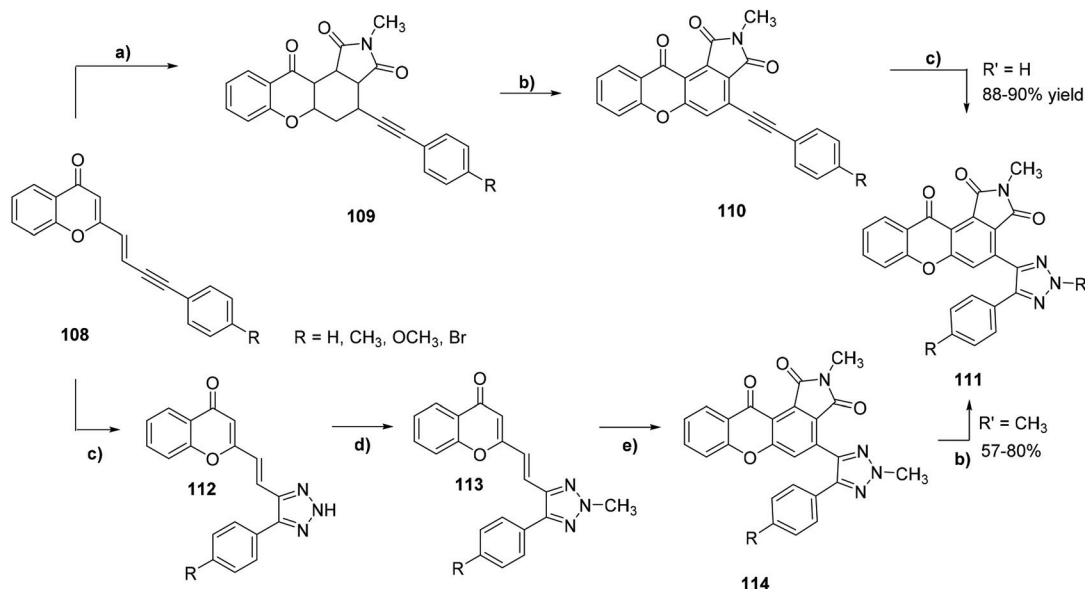
(DDQ) gave xanthone derivatives **110** which upon reacting with sodium azide in refluxing DMF provided the desired xanthone-1,2,3-triazole dyads **111** in excellent yields (88–90%). The second approach consisted of a 1,3-cycloaddition reaction of chromones **108** with sodium azide to form the triazole derivatives (**112**) followed by methylation of the triazole NH group prior to the Diels–Alder reaction with *N*-methylmaleimide and oxidation with DDQ to provide the xanthone-1,2,3-triazole dyads (**111**) in moderate to good yields (57–80%).¹⁷³ (*E*)-2'-Propargyloxy-2-styrylchromones (**115**) were used as substrates in a microwave-assisted intramolecular Diels–Alder reaction, affording chromeno[3,4-*b*]-xanthenes **116** (Scheme 17B).¹⁷⁴ During optimization processes, besides the variation of solvent, Lewis acid, temperature, and reaction time, different oxidizing agents were also tested in order to push the reaction towards the oxidized product **116**, without the formation of secondary products that are not fully oxidized. Optimal conditions for MAOS of chromeno[3,4-*b*]xanthenes are the use of 1,2,4-trichlorobenzene (1,2,4-TCB) as a solvent, under MW irradiation at 200°C for 60 min and then the addition of the oxidizing agent chloranil to the reaction crude, under MW irradiation at 80°C for 30 min.¹⁷⁴

5.1.2 *Via* electrocyclization. Another example of transforming 2-substituted chromones into xanthone derivatives is through an electrocyclization and subsequent oxidation (Scheme 18). The substrates 2-[(1*E*,3*E*)-4-arylbuta-1,3-dien-1-yl]-



Scheme 16 Synthesis of xanthenes *via* chromones.

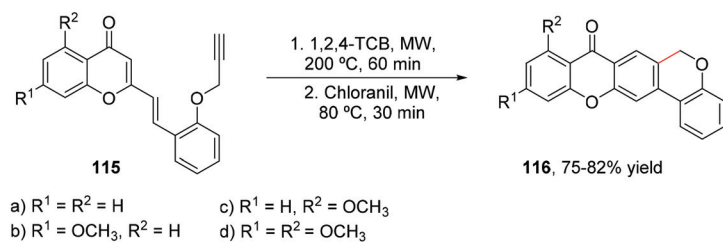
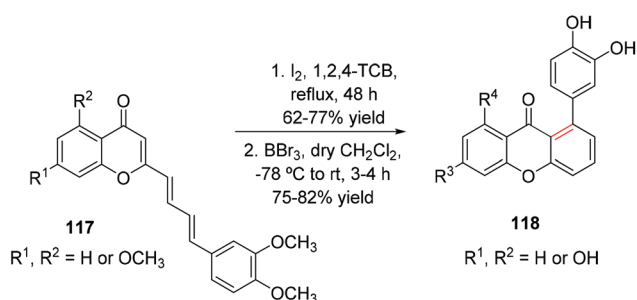
A. Synthesis of xanthone-1,2,3-triazole dyads



Experimental conditions:

a) *N*-methylmaleimide, focused MW, 10 min, 200 °C
 b) DDQ, toluene, 1h, 100 °C

c) NaN_3 , dry DMF, 1h, reflux
 d) K_2CO_3 , Me_2SO_4 , acetone, 1h, reflux
 e) *N*-methylmaleimide, focused MW, 10 min, 200 °C

B. Synthesis of chromeno[3,4-*b*]-xanthenes through a MW-assisted intramolecular Diels-Alder reactionScheme 17 Synthesis of xanthenes from 2-substituted chromones *via* the Diels–Alder reaction.

Scheme 18 Synthesis of xanthenes through an electrocyclic and subsequent oxidation.

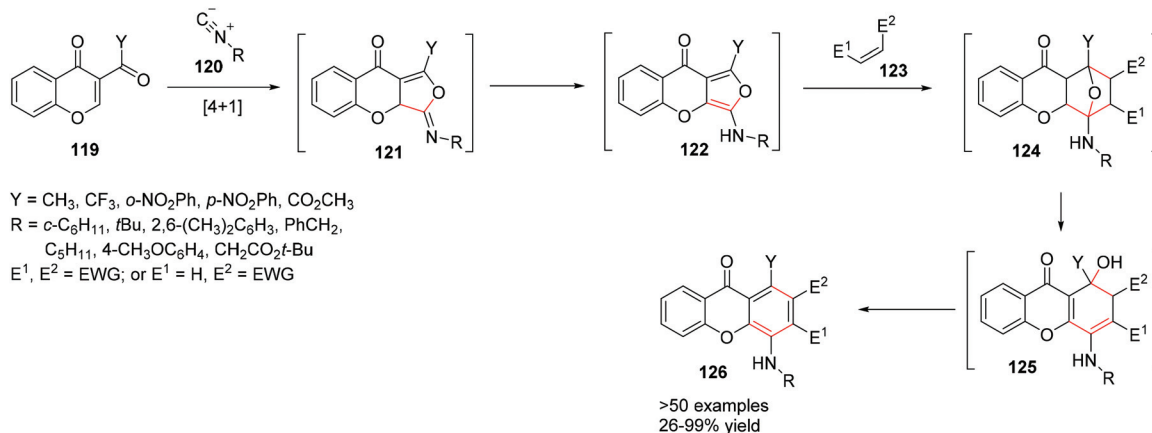
4*H*-chromone **117** are previously obtained in good yields by condensation of 2-methyl-4*H*-chromones with cinnamaldehydes in the presence of sodium ethoxide. Thus, the target 1-aryl-9*H*-xanthen-9-ones **118** are obtained under refluxing 1,2,4-TCB in the presence of a catalytic amount of iodine and subsequent demethylation with BBr_3 , in moderate to good

yields.¹⁷⁵ This study also disclosed that some of the tested compounds had improved scavenging activity when compared with previously reported analogues, being promising pharmacophores with potential therapeutic applications associated with oxidative stress disorders.¹⁷⁵

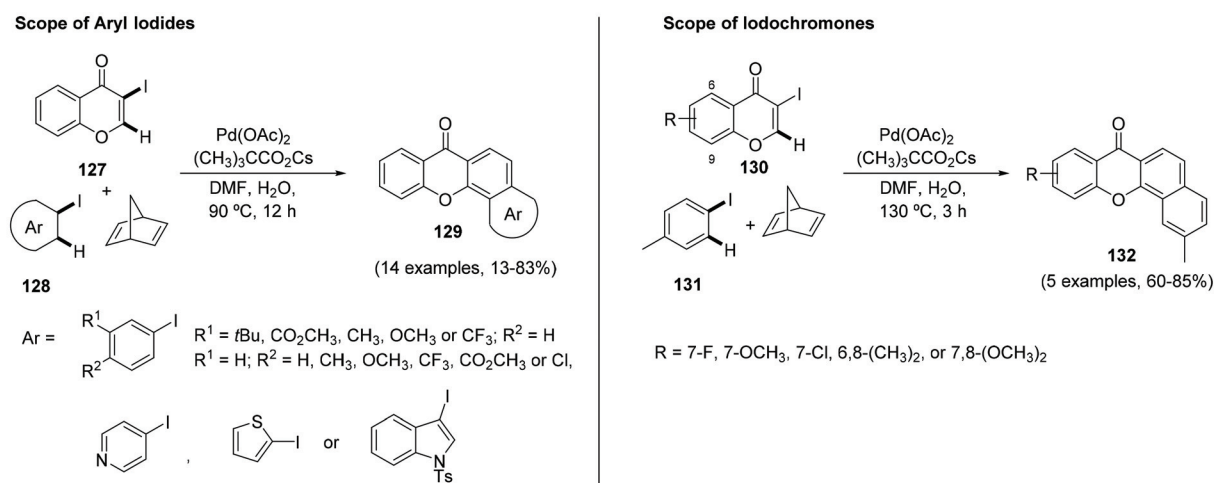
5.2 Synthesis of xanthenes from 3-substituted chromones

5.2.1 *Via* a tandem [4 + 1]-[4 + 2] cycloaddition. Bornadiego *et al.*^{176–178} reported the synthesis of 4-aminoxanthenes *via* a tandem [4 + 1]-[4 + 2] cycloaddition of 3-carbonylchromones, isocyanides and dienophiles (Scheme 19A). The authors were able to extend the reaction scope to different dienophiles, either symmetric *N*-phenyl- and *N*-methylmaleimide, maleimide, and maleic anhydride,¹⁷⁶ or asymmetric ones like acrylonitrile or methyl vinyl ketone.¹⁷⁷ Additionally, they were also able to extend this methodology to carbonylchromones containing both electron-withdrawing and electron-donating groups.¹⁷⁸ Mechanistically, 4-aminoxanthone is obtained through a [4 + 1] cycloaddition of a 3-carbonylchromone **119** with an isocyanide **120** to give an iminolactone intermediate

A. Synthesis of 4-aminoxanthenes via a tandem [4+1]-[4+2] cycloaddition



B. Synthesis of xanthenes via a palladium-catalysed cascade reaction of 3-iodochromones with aryl iodides



Scheme 19 Synthesis of xanthenes from 3-substituted chromones.

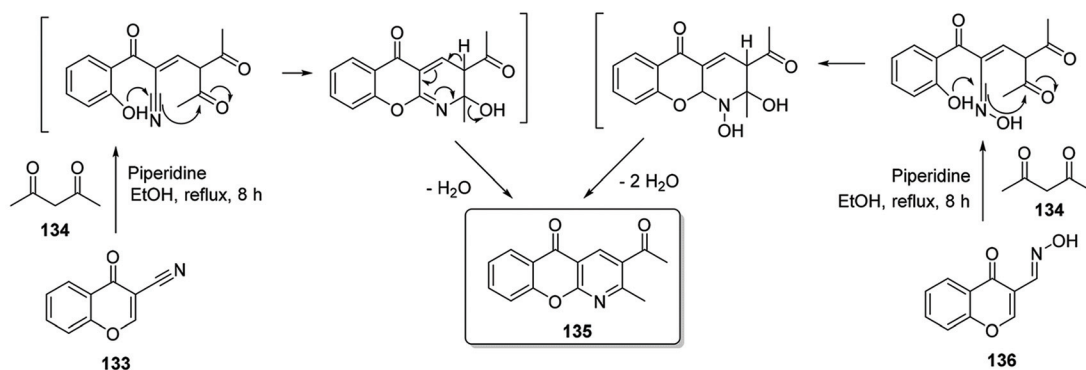
121. Tautomerization to aminofuran **122**, which undergoes a [4 + 2] cycloaddition with the dienophile **93**, leads to 7-oxabicyclo [2.2.1]heptane (**124**). This is readily transformed to 1-hydroxydihydroxanthone **125** by the opening of the oxygen bridge assisted by the nitrogen lone pair. Dehydration finally affords the aromatic 4-aminoxanthone **126** (Scheme 19A).¹⁷⁸

5.2.2 Via a tandem Heck reaction/double C–H activation/retro Diels–Alder pathway. Another strategy towards the construction of the xanthone core from 3-substituted chromones is *via* a tandem Heck reaction/double C–H activation/retro Diels–Alder pathway. The use of readily available 3-iodochromones **127** and **130**, aryl iodides **128** and **131**, and norbornadiene as the starting materials in this palladium-catalysed cascade reaction enables access to diverse annulated xanthenes (**129** and **132**, Scheme 19B).¹⁷⁹ This process is initiated by oxidative addition of Pd(0) to the chromone ring system, followed by norbornadiene insertion and C–H activation of the 2-position of the chromone ring. A second oxidative addition of the aryl iodide, subsequent reductive elimin-

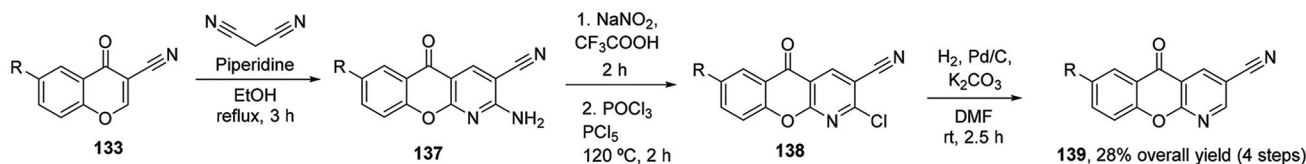
ation, and second C–H activation formed the desired xanthenes.¹⁷⁹

5.2.3 Synthesis of azaxanthenes by reaction of carbonitrile chromones and oximes. To better understand the condensation reactions of chromone-3-carbonitriles, Ghosh *et al.*¹⁸⁰ have performed reactions that yielded, among other compounds, azaxanthenes. The starting carbonitrile chromone **133** reacted with acetylacetone (**134**), in the presence of piperidine, furnishing a 4-azaxanthone derivative **135** in 80% yield. The mechanism through which this reaction occurs was investigated, and it was concluded that **134** undergoes Michael addition to the α,β-unsaturated ketone. Concomitantly, the pyrone ring opens, yielding an intermediate which undergoes, probably in a concerted manner, a double cyclisation (Scheme 20A). The same study also contemplated the synthesis of the same compound (**135**), taking an oxime (**136**) as the starting material (Scheme 20A). Given that chromone-3-nitriles are prepared from oximes, their use for preparing azaxanthenes shortens the synthetic route, although the yield,

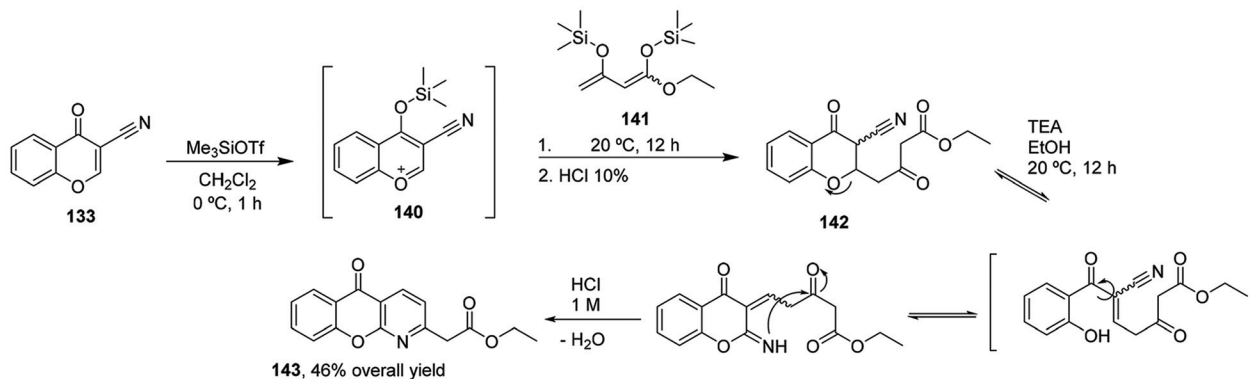
A. Synthesis of azaxanthenes by reaction of chromone-3-carbonitrile and oximes



B. Synthesis of azaxanthenes by reaction of a chromone-3-carbonitrile and malononitrile

R = Et, *i*Pr

C. Synthesis of azaxanthenes via a one-pot condensation between 1,3-bis-silyl enol ethers with 3-cyanobenzopyrylium triflates



Scheme 20 Synthesis of azaxanthenes from 3-substituted chromones.

67%, was not as good as when the nitrile was used as the starting material.¹⁸⁰

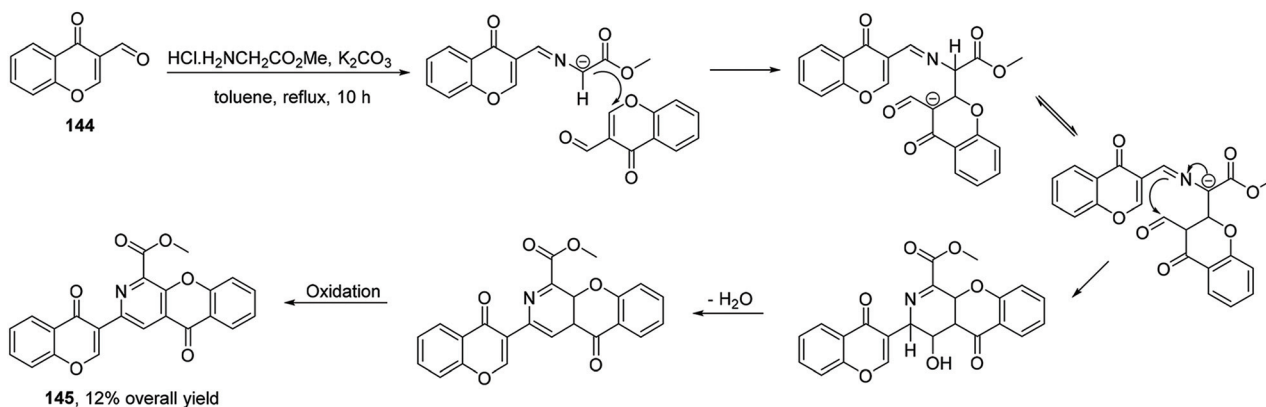
5.2.4 Synthesis of azaxanthenes by reaction of a cyano chromone and malononitrile. A reaction of cyano chromone 133 with malononitrile led to 137 which was then deaminated by sodium nitrite in trifluoroacetic acid. Further chlorination using phosphoryl chloride and phosphorus pentachloride afforded 138 in 38% yield, which was converted to compound 139 by catalytic hydrogenation (Scheme 20B), in 28% overall yield from cyano chromone 133 in four reaction steps.¹⁸¹

5.2.5 Synthesis of azaxanthenes via a one-pot condensation between 1,3-bis-silyl enol ethers with 3-cyanobenzopyrylium triflates. Azaxanthenone derivatives could also be attained by domino reactions in a one-pot process. The approach used

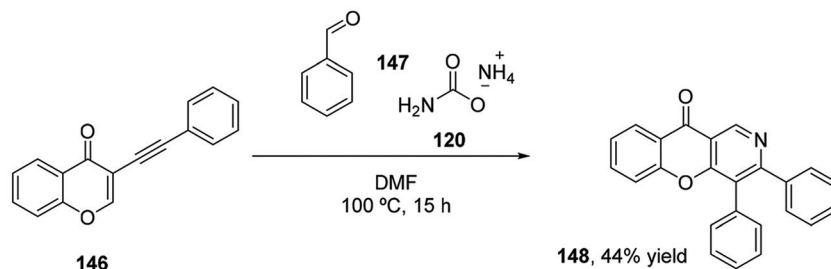
by Langer and Appel¹⁸² consisted of the condensation of 1,3-bis-silyl enol ethers (141), unsymmetrical acetoacetone, with 3-cyanobenzopyrylium triflates (140). This yielded an open-chained product (142), which was treated with triethylamine, to give an azaxanthenone (143) in 46% overall yield, through a domino “retro-Michael-lactonization-aldol” reaction (Scheme 20C).

5.2.6 Synthesis of azaxanthenes by reaction of chromone-3-carbaldehyde with α -amino acids. In an attempt to synthesize (hydroxybenzoyl)pyrroles, Figueiredo *et al.*¹⁸³ have discovered an azaxanthenone, from a chromone moiety. The reaction started with a chromone aldehyde 144 and ethyl glycinate hydrochloride, and depending on the reaction conditions, several compounds were formed. For the azaxanthenone derivative 145 to be synthesized, in 12% overall yield, one equivalent

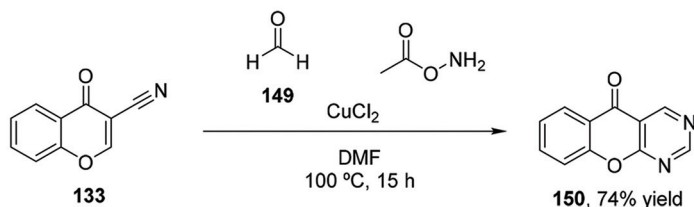
D. Synthesis of azaxanthenones by reaction of chromone-3-carbaldehyde with alpha-aminoacids



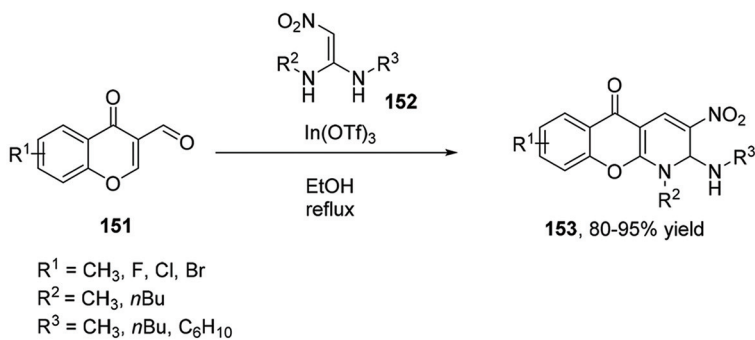
E. Synthesis of azaxanthenones via a one-pot Michael addition between an alkynylchromone and an aldimine



F. Synthesis of 2,4-diazaxanthenone 151



G. Synthesis of azaxanthenones via a domino reaction using indium as a catalyst



Scheme 20 (Contd).

of methyl glycinate and 0.5 equivalent of potassium carbonate were required, in refluxing toluene. The authors proposed a mechanism for the formation of the azaxanthenone intermediate, which comes from the oxidation of the dihydroxanthenone (Scheme 20D).

5.2.7 Synthesis of azaxanthenones via a one-pot Michael addition between an alkynylchromone and an aldimine. One-

pot approaches were also an efficient method of obtaining azaxanthenones. In this scope, the starting material chosen was 2-(1-alkynyl)-2-alken-1-ones (Scheme 20E), which are interesting for multicomponent reactions, as they are prone to transition metal, Lewis acid, and electrophile-induced cascade cyclization reactions promoted by nucleophiles. Since these starting compounds have previously been reported to be

involved in reactions initiated by Michael addition of nitrogen, it was postulated that *N*-unsubstituted aryl aldimines would act as nucleophiles in Michael addition reactions with 3-(1-alkynyl)chromones. Subsequently, a cascade sequence would be initiated, ultimately leading to the production of azaxanthenes.¹⁴ The optimal conditions for this reaction were also investigated. DMF was found to be the best solvent, against ethanol, DMSO, toluene, and dioxane. As for the base, it was shown that three equivalents of ammonium acetate provided the optimal conditions, but the reaction also occurred with ammonium carbamate, ammonium bicarbonate, and ammonium formate. In the opposite way, ammonium chloride and ammonium sulfate did not yield the desirable product.¹⁴ The same study also described the synthesis of 2,4-diazaxanthenes (**150**) through the same methodology (Scheme 20F). In an effort to extend the cascade reaction to other Michael acceptors, 3-cyanochromone (**133**) was chosen as the starting material. After testing different reaction conditions, it was demonstrated that the use of copper(II) chloride as an oxidant would lead to yields up to 85%. For the production of the unsubstituted 2,4-diazaxanthone (**150**), the aldehyde employed was paraformaldehyde (**149**), and the yield was 74% (Scheme 20F).¹⁴

5.2.8 Synthesis of azaxanthenes via a domino reaction using indium as a catalyst. A green approach for the formation of azaxanthenes was proposed by Poomathi *et al.*¹⁸⁴ This group managed to synthesize azaxanthenes through a domino reaction using a small amount of catalyst and ethanol as the solvent. Studies on the catalyst showed that indium triflate was the best choice for a Lewis acid for this reaction, and that it could be recovered after the reaction and maintain its catalytic efficiency for, at least, five reactions.

In order to obtain azaxanthenes (**153**), 3-formylchromones (**151**) reacted with *N,N'*-dibutyl-2-nitroethene-1,1-diamines (**152**), using In(OTf)₃ in ethanol, in reflux, as can be seen in Scheme 20G. This reaction allowed the synthesis of a series of derivatives, whose yields ranged from 80% to 95%.¹⁸⁴ The reaction mechanism hypothesized involves a Henry reaction between 3-formylchromone (**151**) and *N,N'*-dibutyl-2-nitroethene-1,1-diamine (**152**) (Scheme 20G). Elimination of water and further 6 π -electrocyclization yield azaxanthenes **153**.¹⁸⁴

5.3 Synthesis of xanthenes from 2,3-disubstituted chromones

5.3.1 Via photo-induced tandem cyclization of 3-iodoflavones with five membered heteroarenes. An excellent example that provides rapid access to polycyclic xanthenes without the requirement of any transition-metal-catalyst and/or oxidant additives is a tandem cyclization *via* the coupling of 3-iodoflavones **154** with five-membered heteroarenes.¹⁸⁵ This procedure allowed the preparation of a broad variety of novel polycyclic xanthone frameworks with excellent regioselectivity in good yields under mild and environmentally friendly reaction conditions. Mechanistic studies unveiled that the reaction proceeds *via* two consecutive C–C bond formations after

irradiation of the substrate and *N*-methylpyrrole in CH₃CN using a high-pressure mercury lamp (500 W) at room temperature for 7 h (Scheme 20A). It was possible to observe that the obtained yields were lower when in the presence of electron-donating groups on both R¹ and R² and higher when in the presence of only one electron-donating group at either R¹ or R². The substrate scope was also extended to other five-membered heteroarenes, with the desired xanthone derivatives **155** being obtained in lower yields.¹⁸⁵

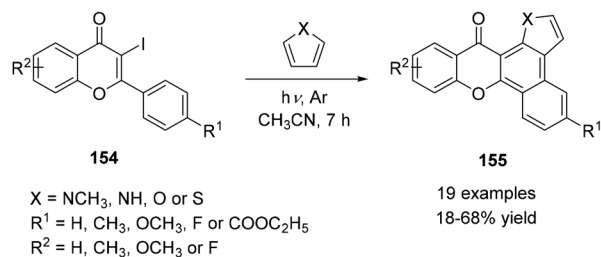
5.3.2 Via intramolecular [4 + 2] cyclization. Another procedure that allows the preparation of xanthone derivatives without the need for a transition metal catalyst consists of a phase transfer reagent promoted tandem ring-opening and ring-closing reaction of 3-(hepta-1,6-diyn-1-yl)chromone derivatives **156** followed by an intramolecular [4 + 2] cyclization.¹⁸⁶ The use of *t*-BuOK, *n*-Bu₄NCl and phenylacetonitrile as an anion transfer reagent in DMSO at 110 °C for 20 min under MW irradiation proceeded smoothly for the preparation of several xanthone derivatives **157** (Scheme 21B), with the exception of R² = H, and R¹ = Ph, the latter probably due to the steric effects of two phenyl groups at the *ortho* position.¹⁸⁶

5.3.3 Via Friedel–Crafts alkylation. An intramolecular Friedel–Crafts alkylation strategy using AlCl₃ in dichloromethane was used to smoothly synthesize the corresponding benzoxanthenes **159** in low to moderate yields (Scheme 21C), with the more electron rich aromatic systems in the 2-position of the chromone **158** being obtained with increased efficiency.¹⁸⁷

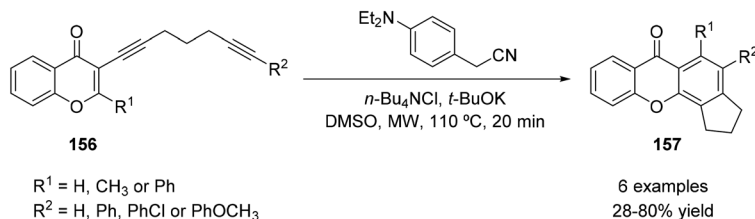
5.3.4 Synthesis of azaxanthenes by reaction of chromone-3-carbonitriles and aminoacrylate or ethyl propiolate. While performing studies on potential anti-anaphylactic agents, Nohara *et al.* applied a series of different methods to synthesize azaxanthone derivatives, inspired by xanthone-2-carboxylic acids bearing a tetrazole group, which have proven to show oral antiallergic activity.^{181,188} The authors converted chromone-3-carbonitriles **133** into 2-aminochromone-3-carbaldehydes **160** which were found to be good starting materials for the synthesis of some types of heterocycles. After the synthesis of these intermediates, some different synthetic methodologies were applied to produce different azaxanthenes (Scheme 22).

The first method used was the reaction of **160** with ethyl propiolate with triethylamine (TEA) in DMF, yielding an aminoacrylate **161** (Scheme 22A), which was then converted by further heating to the desired azaxanthone **162**, in 19% yield. A similar product could be obtained by a one-step reaction, using methyl malonyl chloride (Scheme 22B), in 36% yield.¹⁸¹ A different approach was the reaction of **160** with cyanoacetylene, yielding 3-cyano derivatives (**165**), in 36% yield (Scheme 22D). In this reaction, no basic catalyst was needed. The search for an alternative to this methodology, since cyanoacetylene is unstable and sublimates at low temperatures, among other undesirable properties, led to the synthesis of the same type of compound **165** in 33% yield, using α -chloroacrylonitrile with triethylamine (Scheme 22E). A second alternative to prepare **165** is the treatment of **160** with DMF and cyanoacetyl chloride, which produced the desired

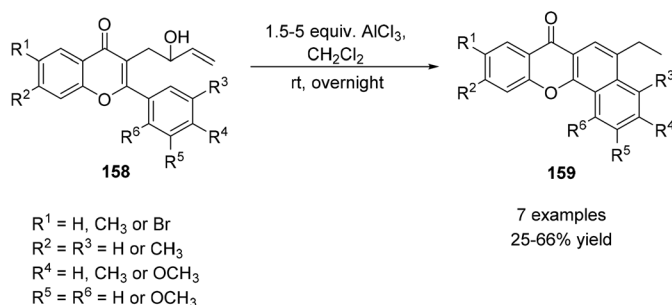
A. Synthesis of xanthenes via photo-induced tandem cyclization 3-iodoflavones with five membered heteroarenes



B. Synthesis of xanthenes via intramolecular [4+2] cyclization



C. Synthesis of xanthenes via Friedel-Crafts alkylation



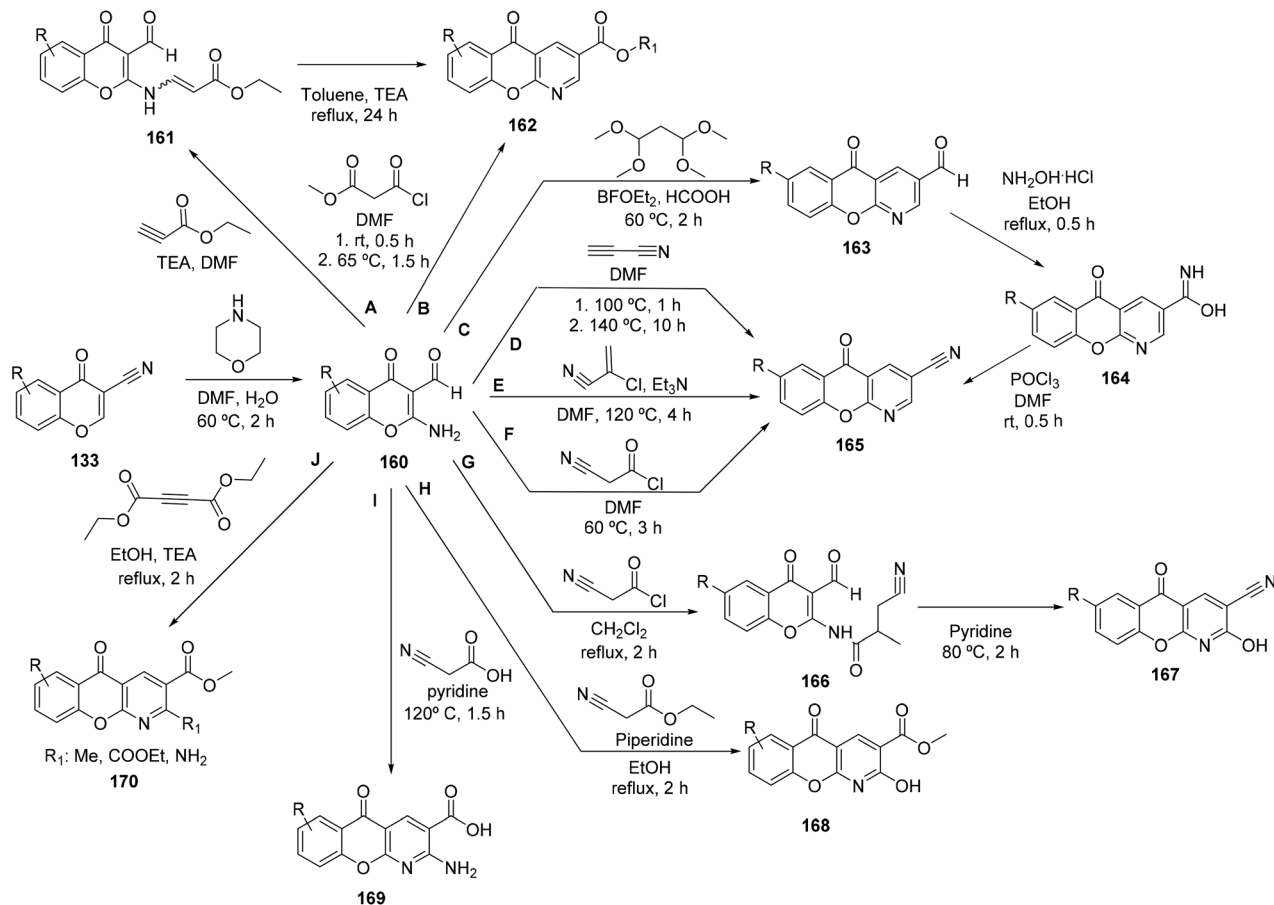
Scheme 21 Synthesis of xanthenes from 2,3-disubstituted chromones.

compound in 49% yield (Scheme 22F).¹⁸¹ The change of DMF for dichloromethane, in the reaction with cyanoacetyl chloride, produced an amide intermediate (**166**) (Scheme 22G), which could be converted into an azaxanthone **167** by heating with pyridine.

In this case, the azaxanthone obtained was 2-hydroxy substituted (**167**), in 22% yield.¹⁸¹ The same group used another synthetic strategy towards the synthesis of azaxanthenes, which was the condensation of **160** with malonaldehyde bis(dimethyl acetal), in the presence of formic acid in boron trifluoride etherate, affording compound **163** in 61% yield (Scheme 22C). Afterwards, an oxime (**164**) was prepared through the reaction of **163** with hydroxylamine, with 95% yield. Finally, a nitrile (**166**) was obtained by the reaction with phosphoryl chloride in DMF (Scheme 22), yielding 36% of the desired compound.¹⁸¹ The same group also performed reactions where the final product would be a 2-substituted azaxanthone. The methods used ethyl cyanoacetate and piperidine (Scheme 22H, 95% yield), cyanoacetic acid and pyridine (Scheme 22I, 55%) and diethyl acetylenedicarboxylate

(Scheme 22J, 91%), yielding azaxanthone derivatives **168**, **169** and **170**, respectively.¹⁸¹

5.3.5 Synthesis of azaxanthenes via a modified Friedländer reaction. The synthesis of azaxanthenes can also be achieved through modification of the Friedländer reaction. Using *o*-aminoaromatic aldehydes and unmodified ketones, Dormer *et al.* (2003) proceeded to synthesize 2-alkylsubstituted products, in a regioselective manner. The main objective was to evaluate the efficiency of several catalysts in terms of regioselectivity, conversion ratio and reaction conditions, and it was concluded that 1,3,3-trimethyl-6-azabicyclo[3.2.1]octane (TABO) was the most effective. Slow addition of the ketone had a positive impact on regioselectivity, and reaction temperature also played a key role.¹⁸⁹ For the preparation of an azaxanthone using this method, 2-amino-3-formylchromone (**160**) and 2-hexanone (**171**) were chosen as the starting materials. The chromone was slowly added to a solution of the ketone, sulfuric acid, and the catalyst in ethanol. Out of all the reactions this group performed, this was the one with the lowest regioselectivity [80% 3-substituted (**172**) (79% overall): 20% 2,3-disubstituted (**173**) (20% overall)] (Scheme 23A). Curiously, this



Scheme 22 Synthesis of azaxanthenes starting from 2-aminochromone-3-carbaldehyde **160**.

reaction did not occur under the conventional Friedländer conditions.¹⁸⁹

5.3.6 Synthesis of azanthenes *via* a gold-catalysed reaction.

A collection of N-heterocycles, including azaxanthenes, was synthesized through gold catalysed synthesis. The condensation of 2-amino-3-formylchromone **160** and acetophenone derivatives, using gold(III) chloride and silver hexafluoroantimonate(V), and a mixture of acetonitrile and methanol as solvents, gave aryl substituted azaxanthenes **174** with good yield (Scheme 23B).¹⁹⁰

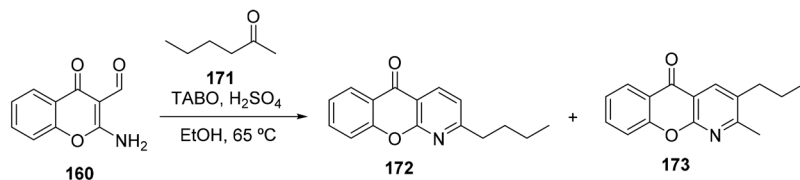
5.3.7 Synthesis of azaxanthenes by reaction of the chromone-carbaldehyde with phosphonyl-containing alkynes. The synthesis of the azaxanthone scaffold was also described by a different route in an attempt to prepare 2-difluoromethyl-azanath-3-ylphosphonates. Duda *et al.*¹⁹¹ showed a synthetic method that led to these compounds through 2-amino-3-formylchromone (**160**) which reacted with unsymmetrical substituted electron-poor halogen-CF₂ and phosphonyl-containing alkynes **175** and **177**. The reaction occurred with DMSO as a solvent and a basic catalyst, at room temperature. It was proven that the best conditions for the synthesis of fluorine, chlorine, difluoromethyl and trifluoromethyl derivatives **176** was DMSO as the solvent and *i*PrNEt as the catalyst, while for derivatives **178**, the best basic catalyst was potassium carbon-

ate and DMF was the best solvent (Scheme 23C). In the formulated hypothesis of the reaction mechanism, the base-activated 2-aminochromone-3-carbaldehydes reacts in a regioselective manner through a Michael-type addition with the carbon containing the halogen-CF₂, which is the most electrophilic. Formation of a dipolar allene, and subsequent intramolecular cyclization into the dihydropyridine derivative, leads, after dehydration, to azaxanthone. The polar solvent has utmost importance in this reaction, serving as a stabilizer and possibly interacting with the allene intermediate. An interpretation of the reaction mechanism is depicted in Scheme 23C.¹⁹¹

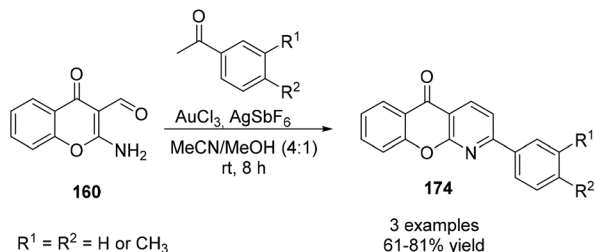
6 Other methodologies

Other important and conceptually different approaches, which do not belong to any of the categories described above, were also reported, mainly focusing in tandem and/or rearrangement reactions. Although some of them start from readily available substrates,¹⁹² other require complex starting materials that usually need to be prepared prior to the reaction,^{193,194} but also capable of reaching unusual substituents/patterns of substitution in the xanthonic core.

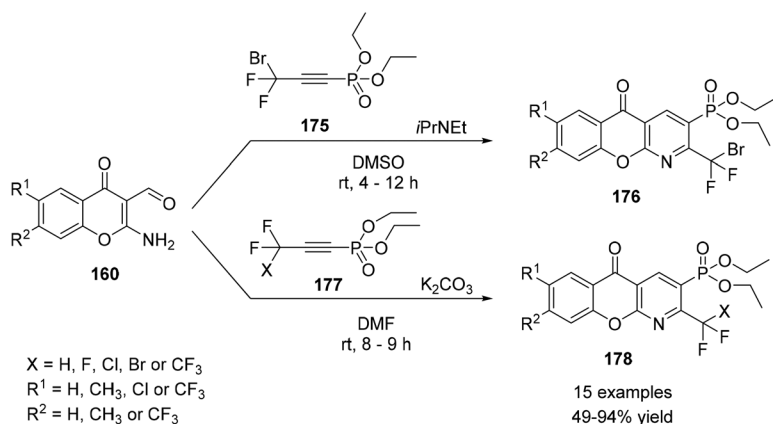
A. Synthesis of azaxanthenes via a modified Friedländer reaction



B. Synthesis of azaxanthenes via a gold-catalyzed reaction



C. Synthesis of azaxanthenes by reaction of the 2-aminochromone-3-carbaldehyde with phosphonyl-containing alkynes



Scheme 23 Synthesis of azaxanthenes from 2,3-disubstituted chromones.

6.1 Synthesis of xanthenes via decarbonylative coupling

Salicylaldehydes can also be used as substrates in rhodium-catalysed reductive decarbonylative couplings to give symmetrically substituted xanthenes **180** (Scheme 24A), containing formyl, bromo, chloro, fluoro, methyl, acetyl, nitro, hydroxyl, and trimethoxy groups (10 examples).¹⁴¹ Interestingly, this reaction revealed to be site-selective since when 4-hydroxyisophthalaldehyde was used as a substrate, the corresponding 9-oxo-9H-xanthene-2,7-dicarbaldehyde was obtained, indicating the preferential reaction of the formyl group *ortho* to hydroxyl during the decarbonylative homo-coupling process.¹⁴¹

6.2 Synthesis of xanthenes via a tandem etherification-acylation of diaryliodonium salts with salicylates

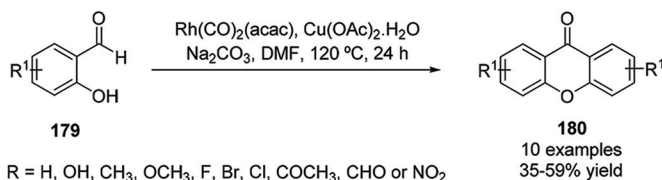
Salicylates can also be employed for the synthesis of substituted xanthenes **183**, when combined with diaryliodonium

salts.¹⁹⁵ An intermolecular etherification-acylation in the presence of $\text{Cu}(\text{OTf})_2$ as a catalyst in dichloroethane (DCE) produced the desired xanthenes in good yields (Scheme 24B). Mechanistically, the reactions are initiated by the etherification of diaryliodonium salts with salicylates, followed by an intramolecular acylation.

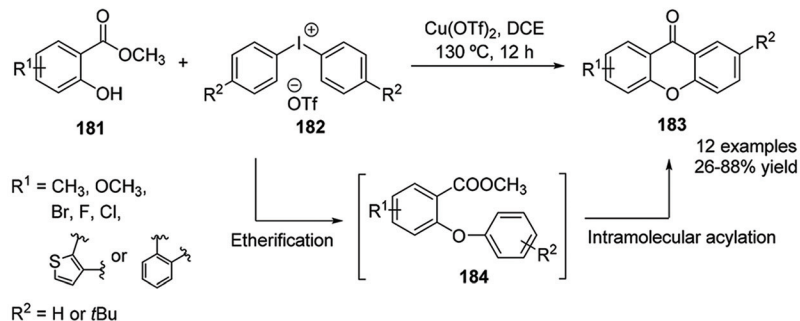
6.3 Synthesis of xanthenes via an intramolecular Diels-Alder reaction involving 2-(1,2-dichlorovinyl) aryl dienones

An intramolecular Diels-Alder reaction where both of the pyrone and the second aromatic rings are forged in a single step was reported for the synthesis of xanthenes.¹⁹² The scope of the route to several substituted xanthenes was tested by using different 2'-hydroxyacetophenones (**185**) to prepare the corresponding 1,2-dichlorovinyl acetylphenones (**186** and **188**) that react *in situ* with cinnamaldehyde (Scheme 24C). Similarly, the scope of the reaction was also

A. Synthesis of xanthenes *via* decarbonylative coupling

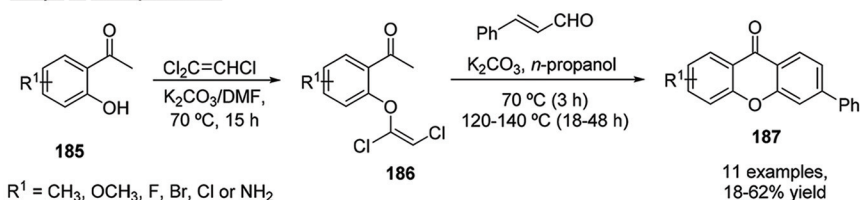


B. Synthesis of xanthenes *via* a tandem etherification-acylation of diaryliodonium salts with salicylates

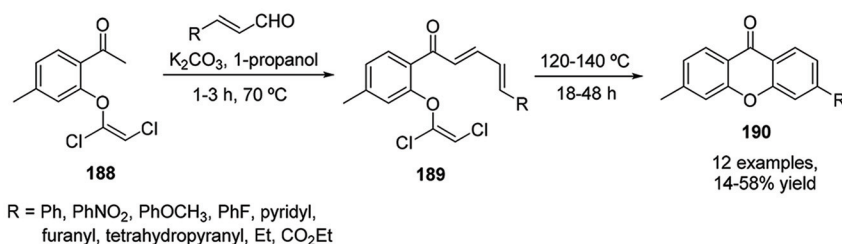


C. Synthesis of xanthenes *via* an intramolecular Diels-Alder reaction involving 2-(1,2-dichlorovinyl)oxy aryl dienones

Scope of acetophenones



Scope of cinnamaldehydes



Scheme 24 Other methodologies for the synthesis of xanthenes and azaxanthenes.

examined using a variety of commercially available α,β -unsaturated aldehydes (Scheme 24C) with the expected xanthenes **187** and **190** being obtained in modest yields (23 examples, 18–62%).¹⁹²

6.4 Synthesis of xanthenes *via* a tandem reaction of 2-[4-(2-haloaryl)-4-hydroxybut-1-ynyl]benzaldehydes

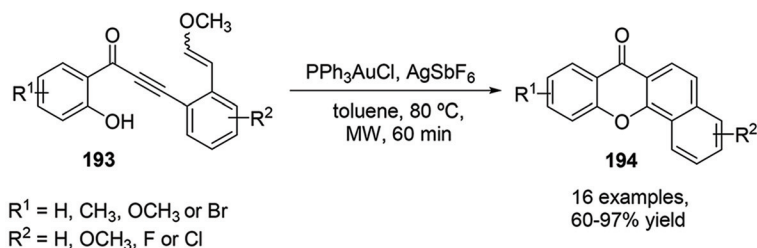
12*H*-Benzo[*b*]xanthen-12-ones **192** were synthesized using Jones reagent and K_2CO_3 promoted tandem reaction of 2-(4-(2-haloaryl)-4-hydroxybut-1-ynyl)benzaldehydes **191** (Scheme 24D).¹⁹³ The

scope and limitation of this reaction were studied and it was found that in addition to a 2-bromo substituted substrate, 2-fluoro or 2-chloro derivatives could also be obtained. Due to fluoride's great inductive effect, which accelerates the rate-determining step of the nucleophilic aromatic substitution step, it was observed that fluoro substituted substrates reacted faster than bromo or chloro. However, a bromo substituted substrate was more reactive than 2-chloro since, as is well known, Br is a better leaving group than Cl. It was proposed that the overall transformation presumably proceeds through an initial tandem reaction of

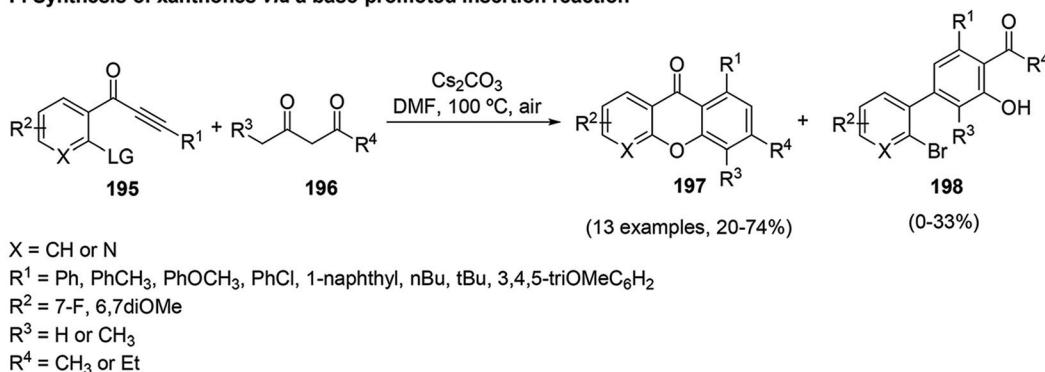
D. Synthesis of xanthenes via a tandem reaction of 2-[4-(2-haloaryl)-4-hydroxybut-1-ynyl]benzaldehydes



E. Synthesis of xanthenes via Au(I)-catalyzed Michael addition/6-endo-trig cyclization/aromatization cascade annulation



F. Synthesis of xanthenes via a base-promoted insertion reaction



G. Synthesis of xanthenes via sequential fluoride ion-promoted Fries-Type rearrangement and nucleophilic aromatic substitution



Scheme 24 (Contd).

191 with the formation of a 3-acyl-2-naphthol key intermediate, which should be simultaneously transformed into the corresponding phenoxide in the presence of K_2CO_3 . Further intramolecular *O*-arylation occurs to give the expected 12*H*-benzo[*b*]xanthen-12-ones 192.

6.5 Synthesis of xanthenes via Au(I)-catalysed Michael addition/6-endo-trig cyclization/aromatization cascade annulation

Another strategy used for the synthesis of 7*H*-benzo[*c*]xanthen-7-ones 194 is through a Michael addition/6-endo cascade cycli-

zation/aromatization, extensible to the synthesis of benzoacridones (Scheme 24E).¹⁹⁴ While the presence of electron-withdrawing groups on the methoxyvinyl phenyl ring led to production of the target xanthenes in higher yields, when they were present in the phenol ring poor yields were obtained, regardless of the substitutions on the methoxyvinyl phenyl ring.¹⁹⁴ The observed outcome of the reaction could be explained by the formation of a complex with the gold catalyst, activating the 1,3-diphenylprop-2-yn-1-one which is then attacked by the hydroxyl group in a 6-*endo-dig* manner. Photodeauration of the formed intermediate and further attack of the newly formed enol ether to the electron-rich methoxyl vinyl ether gave the final xanthone after isomerization and aromatization through the release of methanol.

6.6 Synthesis of xanthenes *via* a base-promoted insertion reaction

In a completely different approach, xanthenes and azaxanthenes were obtained through a base-promoted insertion and transition-metal-free reaction of isolated internal alkynes with β -diketone compounds (Scheme 24F).¹⁹⁶ Studies on the scope of the reaction revealed that different leaving groups on the acetylenic ketone **195** were well tolerated, although 1-(2-bromophenyl)-3-phenylprop-2-yn-1-one (LG = Br) produced the target xanthone **197** in the highest yield and greatest chemoselectivity. The corresponding acetyl aryl derivative **198** was obtained as a secondary product (10% yield) of the reaction, which increased when an electron-withdrawing substituent (R² = 7-F) was employed.

6.7 Synthesis of xanthenes *via* sequential fluoride ion-promoted Fries-type rearrangement and nucleophilic aromatic substitution

A mild and efficient reaction promoted by fluoride ions was used to prepare 1,8-disubstituted xanthenes **200** from phenyl benzoate derivatives **199** (Scheme 24G).¹⁹⁷ The reaction proceeded *via* a Fries-type rearrangement to generate a benzophenone intermediate that immediately cyclizes into the expected xanthenes due to the presence of phenoxide and fluorine moieties at the C-2 and C-2' positions. This methodology is particularly useful for the synthesis of xanthenes with steric hindrance around C-9, which are difficult to obtain through other methodologies.

6.8 Synthesis of azaxanthone-derivatives: the case of five-membered ring azaxanthenes

Different types of azaxanthenes have been synthesized. Noteworthy for their biological activities are the five-membered ring azaxanthenes. The incorporation of a pyrazole and a triazole moiety in the xanthone core can be achieved by two different methods. In the first method (Scheme 25A), an intramolecular S_NAr would be responsible for the construction of the central ring; in the second method (Scheme 25B), an anionic intramolecular ring closure takes place. Concerning the first method, 1-(benzyloxy)pyrazole (**201**) and 1-benzyloxy-1,2,3-triazole (**202**) were metalated, using butyl-

lithium in THF, at -78 °C. The second step was slightly different for the two lithiated compounds: for the pyrazole derivative, transmetalation with zinc(II) iodide or chloride was performed, followed by cross-coupling 2-fluorobenzoyl chloride and tetrakis(triphenylphosphine)palladium(0) in THF at 20 °C. The next step was debenzoylation, using hydrochloric acid.¹⁹⁸ On the other hand, for the triazole derivative, the transmetalation step occurred with tributylstannane, and the debenzoylation with H₂/Pd.¹⁹⁹ The ring closure proceeded under mild conditions, using potassium carbonate in DMF, at 50 °C.²⁰⁰ The overall yield was 79% for the benzopyranopyrazole (**203**) and 70% for the benzopyranotriazole (**204**). Scheme 25A shows the reactions used to obtain this kind of azaxanthone.

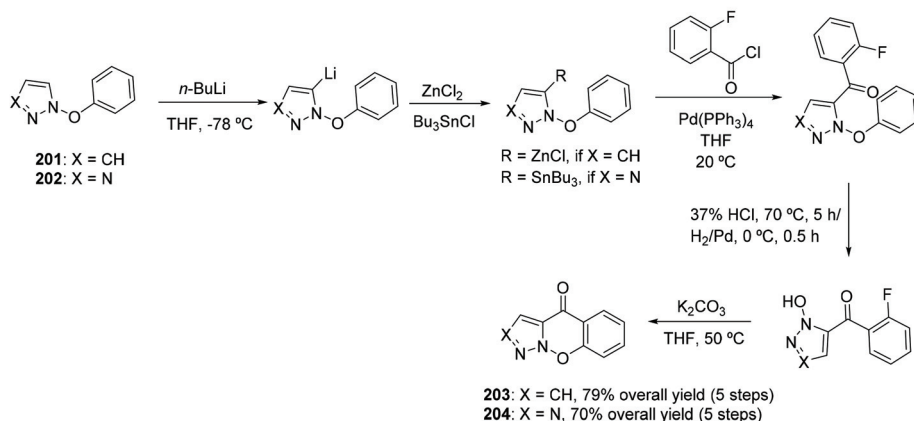
A one-pot approach was also achieved, which represented a faster way of obtaining a pyrazol-containing azaxanthone, albeit with a more modest yield of 25% (Scheme 25B). In this reaction, 1-hydroxypyrazol (**205**) was used as the starting material, and was dissolved in THF, at 0 °C, under a nitrogen atmosphere, and sodium hydride was added. Afterwards, 2-chlorobenzoyl chloride was added and, after the reaction vessel was cooled to -78 °C, lithium *t*-butyltritylamide was added. Then, the mixture was allowed to heat to room temperature and potassium carbonate was added, followed by heating to 100 °C for 10 hours, yielding the desired azaxanthone (**206**) (Scheme 25B).²⁰⁰

The second route was aimed to construct the *O*-aryl bond before closing the ring. As such, efforts were placed towards the synthesis of a cyano diaryl-ether (**206**), since the cyano group constitutes an activating group in nucleophilic aromatic substitution (Scheme 25C). 1-Hydroxypyrazol (**205**) reacted with 2-fluorobenzonitrile, in the presence of sodium hydride, in DMF, under a nitrogen atmosphere, for three hours, at 70 °C. *n*-Buthyllithium was used for the lithiation, in THF, at -78 °C. Addition of hydrochloric acid led to the desired azaxanthone **207**, with a low yield of approximately 20%. Studies demonstrated that the 4-bromo derivative of the cyano precursor (**208**) would give the desired azaxanthone **209** in a more satisfactory 83% overall yield (3 steps), only changing the lithiation reagent to LDA, in order to avoid halogen-metal exchange (Scheme 25C).²⁰⁰

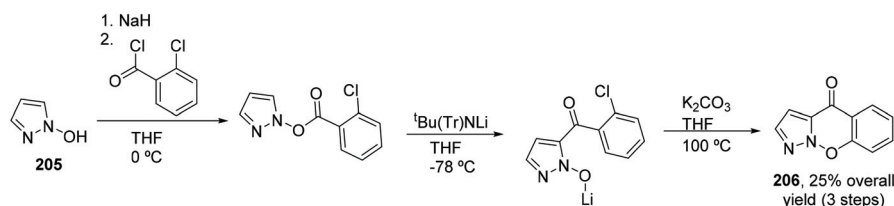
Another method towards obtaining five membered ring azaxanthenes was proposed by Singh *et al.*²⁰¹ Starting from a nitrene **210**, 2-anilino-6-chloro-3-formylchromone (**211**) was formed in dry benzene, with a few drops of acetic acid (Scheme 25D). A reaction with methyl-iodide in the presence of potassium carbonate in acetone yielded 6-chloro-2-(*N*-methylanilino)-3-formylchromone (**212**), which upon reaction with hydrazine hydrate in aqueous acetonitrile overnight afforded the azaxanthone **213** (Scheme 25D) in 43% overall yield.

Besides the synthesis of bioactive azaxanthenes, the synthesis of thioazaxanthenes and their use as photosensitizers^{15,202} have been reported as well as the synthesis of more complex pyranoazaxanthenes, fused ring azaxanthenes^{203–205} and others.^{89,206–218}

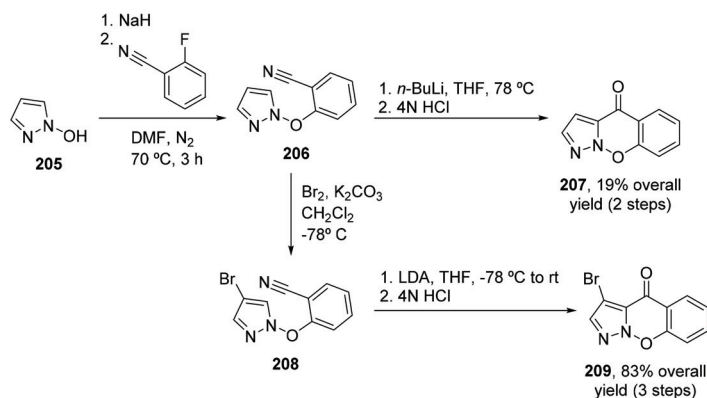
A. Synthesis of benzopyranopyrazole 203 and benzopyranotriazole 204



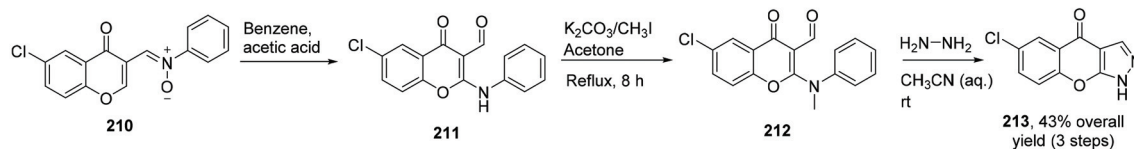
B. One-pot synthesis of benzopyranopyrazole 206



C. Synthesis of brominated benzopyranopyrazole 209



D. Synthesis of chlorinated benzopyranopyrazole 213

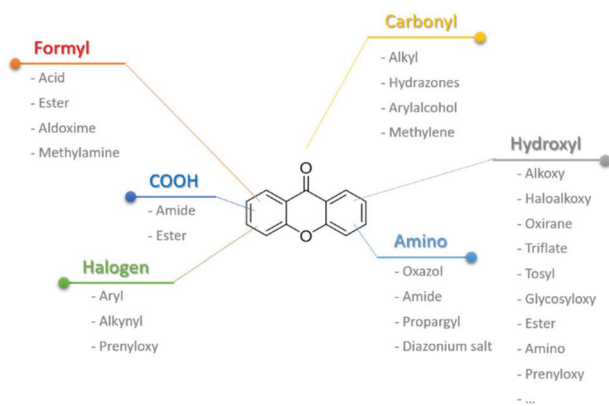


Scheme 25 Other methodologies for the synthesis of xanthenes.

7 Diversification on the xanthenone core

Hydroxyl groups are undoubtedly one of the most versatile functional groups when it comes to structural modifications (Scheme 26). A myriad of examples have been

described in the literature, including the reaction with alkyl halides for the transformation into alkoxy,^{43,59,69,219–223} haloalkoxy,^{18,51,69,99,224} methyl alkyl- or aryl-piperazine moieties,²²⁵ epoxypropanoxy^{65,103,220–222} oxirane,²²¹ oxypropanolamines,¹⁰³ benzenesulfonamides,²²⁶ and propargyloxy.^{45,52,54,63,106,118,173,227,228} When reacted with other compounds that are not alkyl halides, several other functional-



Scheme 26 Most common molecular diversifications on substituted xanthenes.

ities can be achieved like alkoxy,^{19,23,24,33,97} which in certain situations can be converted into chlorosulfonyl²⁴ or amine,³³ ethylenedioxy,¹⁰⁰ and allyl.^{39,115,138} Other transformations include the introduction of glycosyl,^{55,110,132,135,229,230} ester,^{17,62,227} amino,¹⁵¹ and even prenyl^{23,39,40,45,46,49,50,52,53,97,98,111–114,117,130,133,221,231–233} moieties, the latter being further used for the synthesis of caged xanthenes^{39,49,105,138,234} or pyranoxanthenes.^{40,45,46} Ultimately, hydroxyl groups can be converted into triflates which provide easy access towards amines,^{227,235} imines,^{116,140,235} aryl,^{119,236} and alkyl xanthenes,¹⁵⁵ or even converted into tosyl groups for further transformations¹¹⁰ for the introduction of amines. Aminoxanthenes can be obtained through reduction of the nitro group.^{54,60,108,227,237,238} Further transformation of the amino moiety can be used for the synthesis of oxazol,⁶⁰ amide,^{108,237–239} and propargyl⁵⁴ xanthone derivatives or even transformed into hydroxyl, chloro, iodo or arylxanthenes *via* diazonium salts.²¹⁹ Carboxyxanthone derivatives can be coupled with amines to obtain the corresponding amides^{47,151} or esters.²⁴⁰ Although the methyl group is usually not considered a highly versatile group, after a simple bromination^{66,71,219,241} it is possible to obtain several other functionalities. For example, imidazolymethyl,²¹⁹ methylhydroxy,⁶⁶ methylamine²⁴¹ or formyl,^{66,71} the latter being further transformed into methylamine,^{33,71} acid,²⁴⁰ ester²⁴⁰ and aldoxime²⁴⁰ moieties. The presence of a halogen substituent at the xanthone core also provides an opportunity for further transformations. Recent examples include iodo¹³⁷ or bromo¹⁹⁷ to aryl *via* arylboronic acids, or bromo to alkynyl xanthenes *via* Sonogashira coupling.¹⁹⁷ On the other hand fluoro can undergo S_NAr reactions with pyrrolidine and sodium ethoxide¹⁹⁷ or installation of the isoprenyl moiety *via* isoprenyl Grignard reagent.²³¹

8 Conclusions

The importance of xanthenes and azaxanthenes in medicinal chemistry led to the employment of advanced synthetic meth-

odologies in these heterocyclic scaffolds. For obtaining xanthenes and azaxanthenes three starting points are generally used: the benzophenone, the diaryl ether or the chromone.

The benzophenone route consists of a multi-step approach using a benzoic or nicotinic acid derivative, followed by a cyclization, finally leading to the xanthone scaffold. The diaryl ether route focuses on a classic Ullmann condensation between an aryl halide and a phenol derivative. The cyclisation can be achieved by a wide range of methodologies, being also a multi-step approach. On the other hand, the chromone route is usually a one-step strategy. These reactions are not exclusive to the (aza)xanthone scaffold, being transversal to the synthesis of many heterocycles, such as flavones, coumarins, acridines, among others which expand the scope of the reaction conditions presented herein.

It can also be observed that many approaches are being revisited and recent advances made with the aim of developing greener methods, such as one-pot reactions, MAOS, solvent- and metal-free strategies. Nanocatalysts represent a significant advancement in catalytic activity over conventional catalytic methods in several synthetic approaches with a diversity of catalysts being employed, such as palladium and magnetically separable nano-CuFe₂O₄ allowing also high throughputs in purification procedures.

New reagents for transition-metal systems are emerging and include pyridylmagnesium reagents and *N*-heterocyclic carbenes with unique reactivities that have been used in a broad range of organometallic transformations and are expected to increase in the following years. Also, metal-free conditions are being applied such as metal-free variants of the intramolecular Friedel-Crafts acylation, with quaternary ammonium salts like tetrabutylammonium bromide (TBAB)-promoted intramolecular annulation in aqueous medium standing out. Concerning atom economy, one-pot approaches being often applied in the cyclization reactions of (aza)xanthenes. Solvent-free conditions and more efficient catalysts are being disclosed such as indium triflate, ytterbium(III) trifluoromethanesulfonate, Cu(0)/Selectfluor system, dichloro(*p*-cymene)ruthenium(II), and also in palladium catalysed carbonylations/C-H activation reactions. Recent trends are the radical cyclization *via* photoredox catalysis using photosensitizers and the cross-dehydrogenative reaction that involves a few steps and can be extended to a wide scope of derivatives.

This review also shows that the xanthone scaffold still gathers a lot of attention not only from a synthetic point of view but due to the diversity of bioactive derivatives being disclosed, the case-studies of this study. New biological applications are being proposed for xanthenes beyond their pharmacological properties with relevance for chemical biology as sensitizing chromophores. Therefore, it is useful to know the vast array of approaches being used, as they can become a valuable toolbox in the search of novel bioactive heterocycles, emphasizing the importance of this privileged scaffold. Moreover, the site-selective late-stage functionali-

zation approaches highlighted herein can guide medicinal chemists in the lead optimization not only of (aza)xanthenes, but also of isosters like thioxanthenes, acridones, cromones, flavones, among others. This review can help guide medicinal chemists working with heterocycles by providing chemical tools and reaction conditions to both target and diversity-oriented synthetic approaches.

Conflicts of interest

There are no conflicts to declare.

Acknowledgements

This research was supported by national funds through FCT – Foundation for Science and Technology within the scope of UIDB/04423/2020, UIDP/04423/2020, and under the project PTDC/SAU-PUB/28736/2017 (reference POCI-01-0145-FEDER-028736), co-financed by COMPETE 2020, Portugal 2020 and the European Union through the ERDF and by FCT through national funds, as well as CHIRALBIOACTIVE-PI-3RL-IINFACTS-2019. F. D. and M. M. also acknowledges FCT for their PhD grants (SFRH/BD/114681/2019 and SFRH/BD/146211/2019, respectively).

References

- G. Wu, T. Zhao, D. Kang, J. Zhang, Y. Song, V. Namasivayam, J. Kongsted, C. Pannecouque, E. De Clercq, V. Poongavanam, X. Liu and P. Zhan, Overview of Recent Strategic Advances in Medicinal Chemistry, *J. Med. Chem.*, 2019, **62**, 9375–9414.
- J. J. Vanden Eynde, A. A. Mangoni, J. Rautio, J. Leprince, Y.-T. Azuma, A. T. García-Sosa, C. Hulme, J. Jampilek, R. Karaman, W. Li, P. A. C. Gomes, D. Hadjipavlou-Litina, R. Capasso, A. Geronikaki, L. Cerchia, J.-M. Sabatier, R. Ragno, T. Tuccinardi, A. Trabocchi, J.-Y. Winum, F. J. Luque, K. Prokai-Tatrai, M. Spetea, M. Gütschow, I. Kosalec, C. Guillou, M. H. Vasconcelos, G. Kokotos, G. Rastelli, M. E. de Sousa, C. Manera, S. Gemma, S. Mangani, C. Siciliano, S. Galdiero, H. Liu, P. J. H. Scott, C. de los Ríos, L. A. Agrofoglio, S. Collina, R. C. Guedes and D. Muñoz-Torrero, Breakthroughs in Medicinal Chemistry: New Targets and Mechanisms, New Drugs, New Hopes-6, *Molecules*, 2019, **25**, 119.
- A. P. Taylor, R. P. Robinson, Y. M. Fobian, D. C. Blakemore, L. H. Jones and O. Fadeyi, Modern advances in heterocyclic chemistry in drug discovery, *Org. Biomol. Chem.*, 2016, **14**, 6611–6637.
- J. Jampilek, Heterocycles in Medicinal Chemistry, *Molecules*, 2019, **24**, 3839.
- Z. Feng, X. Lu, L. Gan, Q. Zhang and L. Lin, Xanthenes, A Promising Anti-Inflammatory Scaffold: Structure, Activity, and Drug Likeness Analysis, *Molecules*, 2020, **25**, 598.
- Z. Salman, J. Yu-Qing, L. Bin, P. Cai-Yun, C. M. Iqbal, R. Atta-ur and W. Wei, Antioxidant Nature Adds Further Therapeutic Value: An Updated Review on Natural Xanthenes and Their Glycosides, *Digital Chin. Med.*, 2019, **2**, 166–192.
- H. R. El-Seedi, D. M. H. El-Ghorab, M. A. El-Barbary, M. F. Zayed, U. Göransson, S. Larsson and R. Verpoorte, Naturally Occurring Xanthenes; Latest Investigations: Isolation, Structure Elucidation and Chemosystematic Significance, *Curr. Med. Chem.*, 2009, **16**, 2581–2626.
- D. R. P. Loureiro, J. X. Soares, J. C. Costa, Á. F. Magalhães, C. M. G. Azevedo, M. M. M. Pinto and C. M. M. Afonso, Structures, Activities and Drug-Likeness of Anti-Infective Xanthone Derivatives Isolated from the Marine Environment: A Review, *Molecules*, 2019, **24**, 243.
- M. E. Sousa and M. M. M. Pinto, Synthesis of Xanthenes: An Overview, *Curr. Med. Chem.*, 2005, **12**, 2447–2479.
- A. Carlos Miguel Gonçalves, A. Carlos Manuel Magalhães and P. Madalena Maria Magalhães, Routes to Xanthenes: An Update on the Synthetic Approaches, *Curr. Org. Chem.*, 2012, **16**, 2818–2867.
- A. S. Gomes, P. Brandão, C. S. G. Fernandes, M. R. P. C. Silva, E. Sousa and M. M. M. Pinto, Drug-like Properties and ADME of Xanthone Derivatives: The Antechamber of Clinical Trials, *Curr. Med. Chem.*, 2016, **23**, 3654–3686.
- Á. Santos, J. X. Soares, S. Cravo, M. E. Tiritan, S. Reis, C. Afonso, C. Fernandes and M. M. M. Pinto, Lipophilicity assessment in drug discovery: Experimental and theoretical methods applied to xanthone derivatives, *J. Chromatogr. B: Anal. Technol. Biomed. Life Sci.*, 2018, **1072**, 182–192.
- E. Vitaku, D. T. Smith and J. T. Njardarson, Analysis of the Structural Diversity, Substitution Patterns, and Frequency of Nitrogen Heterocycles among U.S. FDA Approved Pharmaceuticals, *J. Med. Chem.*, 2014, **57**, 10257–10274.
- J. Yan, M. Cheng, F. Hu and Y. Hu, Direct synthesis of functional azaxanthenes by using a domino three-component reaction, *Org. Lett.*, 2012, **14**, 3206–3209.
- P. Atkinson, K. S. Findlay, F. Kielar, R. Pal, D. Parker, R. A. Poole, H. Puschmann, S. L. Richardson, P. A. Stenson, A. L. Thompson and J. Yu, Azaxanthenes and azathioxanthenes are effective sensitizers for europium and terbium luminescence, *Org. Biomol. Chem.*, 2006, **4**, 1707–1722.
- M. M. M. Pinto, M. E. Sousa and M. S. J. Nascimento, Xanthone Derivatives: New Insights in Biological Activities, *Curr. Med. Chem.*, 2005, **12**, 2517–2538.
- X. Chen, J. Leng, K. P. Rakesh, N. Darshini, T. Shubhavathi, H. K. Vivek, N. Mallesha and H. L. Qin, Synthesis and molecular docking studies of xanthone attached amino acids as potential antimicrobial and anti-inflammatory agents, *MedChemComm*, 2017, **8**, 1706–1719.
- A. Das, M. M. Shaikh and S. Jana, Design, synthesis, and in vitro antibacterial screening of some novel 3-pentyloxy-

- 1-hydroxyxanthone derivatives, *Med. Chem. Res.*, 2014, **23**, 436–444.
- 19 T. Kodama, T. Ito, D. F. Dibwe, S. Y. Woo and H. Morita, Syntheses of benzophenone-xanthone hybrid polyketides and their antibacterial activities, *Bioorg. Med. Chem. Lett.*, 2017, **27**, 2397–2400.
- 20 J. Araujo, C. Fernandes, M. Pinto and M. E. Tiritan, Chiral derivatives of Xanthenes with antimicrobial activity, *Molecules*, 2019, **24**, 314.
- 21 A. K. Kumar, V. Sunitha, B. Shankar, T. M. Krishna, C. A. Lincoln and P. Jalapathi, Synthesis and antimicrobial screening of novel 9-[2-(1H-1,2,3-triazol-4-yl)methoxy phenyl]-3,3,6,6-tetramethyl-3,4,5,6,7,9-hexahydro-1H-xanthene-1,8(2H)-dione derivatives, *Russ. J. Gen. Chem.*, 2017, **87**, 2011–2020.
- 22 G. Liao, J. Fan, L. Ludwig-Radtke, K. Backhaus and S. M. Li, Increasing Structural Diversity of Natural Products by Michael Addition with ortho-Quinone Methide as the Acceptor, *J. Org. Chem.*, 2020, **85**, 1298–1307.
- 23 S. M. Lin, J. J. Koh, T. T. Aung, F. H. Lim, J. G. Li, H. X. Zou, L. Wang, R. Lakshminarayanan, C. Verma, Y. J. Wang, D. T. H. Tan, D. R. Cao, R. W. Beurman, L. Ren and S. P. Liu, Symmetrically Substituted Xanthone Amphiphiles Combat Gram-Positive Bacterial Resistance with Enhanced Membrane Selectivity, *J. Med. Chem.*, 2017, **60**, 1362–1378.
- 24 M. Malekpoor, S. Gharaghani, A. Sharifzadeh, S. N. Mirsattari and A. R. Massah, Synthesis and antibacterial evaluation of novel xanthone sulfonamides, *J. Chem. Res.*, 2015, 433–437, DOI: 10.3184/174751915x14373971129805.
- 25 A. C. Micheletti, N. K. Honda, N. C. P. Carvalho, D. P. de Lima and A. Beatriz, Design, Synthesis and in vitro Antimicrobial Activity Evaluation of Novel Hybrids of Lichexantone-THC Derivatives, *Orbital: Electron. J. Chem.*, 2015, **7**, 301–307.
- 26 H. X. Zou, J. J. Koh, J. G. Li, S. X. Qiu, T. T. Aung, H. F. Lin, R. Lakshminarayanan, X. P. Dai, C. Tang, F. H. Lim, L. Zhou, A. L. Tan, C. Verma, D. T. H. Tan, H. S. O. Chan, P. Saraswathi, D. R. Cao, S. P. Liu and R. W. Beurman, Design and Synthesis of Amphiphilic Xanthone-Based, Membrane-Targeting Antimicrobials with Improved Membrane Selectivity (vol 56, pg 2359, 2013), *J. Med. Chem.*, 2013, **56**, 3747–3747.
- 27 L. J. Bessa, A. Palmeira, A. S. Gomes, V. Vasconcelos, E. Sousa, M. Pinto and P. M. d. Costa, Synergistic Effects Between Thioxanthenes and Oxacillin Against Methicillin-Resistant *Staphylococcus aureus*, *Microb. Drug Resist.*, 2015, **21**, 404–415.
- 28 D. Resende, P. Pereira-Terra, A. S. Inacio, P. M. da Costa, E. Pinto, E. Sousa and M. M. M. Pinto, Lichen Xanthenes as Models for New Antifungal Agents, *Molecules*, 2018, **23**, 2617.
- 29 E. Pinto, C. Afonso, S. Duarte, L. Vale-Silva, E. Costa, E. Sousa and M. Pinto, Antifungal Activity of Xanthenes: Evaluation of their Effect on Ergosterol Biosynthesis by High-performance Liquid Chromatography, *Chem. Biol. Drug Des.*, 2011, **77**, 212–222.
- 30 A. Pedro Gonçalves, N. Silva, C. Oliveira, D. J. Kowbel, N. L. Glass, A. Kijjoo, A. Palmeira, E. Sousa, M. Pinto and A. Videira, Transcription profiling of the *Neurospora crassa* response to a group of synthetic (thio)xanthenes and a natural acetophenone, *Genomics Data*, 2015, **4**, 26–32.
- 31 R. T. Lima, H. Seca, A. Palmeira, M. X. Fernandes, F. Castro, M. Correia-da-Silva, M. S. J. Nascimento, E. Sousa, M. Pinto and M. H. Vasconcelos, Sulfated Small Molecules Targeting EBV in Burkitt Lymphoma: From In Silico Screening to the Evidence of In Vitro Effect on Viral Episomal DNA, *Chem. Biol. Drug Des.*, 2013, **81**, 631–644.
- 32 E. V. Buravlev, O. G. Shevchenko, A. A. Anisimov and K. Y. Suponitsky, Novel Mannich bases of alpha- and gamma-mangostins: Synthesis and evaluation of antioxidant and membrane-protective activity, *Eur. J. Med. Chem.*, 2018, **152**, 10–20.
- 33 I. Cruz, P. Puthongking, S. Cravo, A. Palmeira, H. Cidade, M. Pinto and E. Sousa, Xanthone and Flavone Derivatives as Dual Agents with Acetylcholinesterase Inhibition and Antioxidant Activity as Potential Anti-Alzheimer Agents, *J. Chem.*, 2017, **2017**, 8587260.
- 34 J. M. Khurana, A. Chaudhary, A. Lumb and B. Nand, Efficient one-pot syntheses of dibenzo a,i xanthene-diones and evaluation of their antioxidant activity, *Can. J. Chem. – Rev. Roum. Chim.*, 2012, **90**, 739–746.
- 35 E. Yuanita, H. D. Pranowo, D. Siswanta, R. T. Swasono, Mustofa, A. K. Zulkarnain, J. Syahri and Jumina, One-pot synthesis, antioxidant activity and toxicity evaluation of some hydroxyxanthenes, *Chem. Chem. Technol.*, 2018, **12**, 290–295.
- 36 B. D. Zhou, L. L. Zeng, Y. G. Tong, J. Y. Fang, Z. P. Ruan, X. Y. Zeng, Y. Y. Fang, G. F. Xu and D. B. Hu, Synthesis and antitumor, antityrosinase, and antioxidant activities of xanthone (vol 20, pg 467, 2018), *J. Asian Nat. Prod. Res.*, 2019, **21**, 688–688.
- 37 H. Cidade, V. Rocha, A. Palmeira, C. Marques, M. E. Tiritan, H. Ferreira, J. S. Lobo, I. F. Almeida, M. E. Sousa and M. Pinto, In silico and in vitro antioxidant and cytotoxicity evaluation of oxygenated xanthone derivatives, *Arabian J. Chem.*, 2020, **13**, 17–26.
- 38 R. Urbatzka, S. Freitas, A. Palmeira, T. Almeida, J. Moreira, C. Azevedo, C. Afonso, M. Correia-da-Silva, E. Sousa, M. Pinto and V. Vasconcelos, Lipid reducing activity and toxicity profiles of a library of polyphenol derivatives, *Eur. J. Med. Chem.*, 2018, **151**, 272–284.
- 39 O. Chantarasriwong, A. T. Milcarek, T. H. Morales, A. L. Settle, C. O. Rezende Jr., B. D. Althufairi, M. A. Theodoraki, M. L. Alpaugh and E. A. Theodorakis, Synthesis, structure-activity relationship and in vitro pharmacodynamics of A-ring modified caged xanthenes in a preclinical model of inflammatory breast cancer, *Eur. J. Med. Chem.*, 2019, **168**, 405–413.
- 40 C. T. Yen, K. Nakagawa-Goto, T. L. Hwang, S. L. Morris-Natschke, K. F. Bastow, Y. C. Wu and K. H. Lee, Design

- and synthesis of gambogic acid analogs as potent cytotoxic and anti-inflammatory agents, *Bioorg. Med. Chem. Lett.*, 2012, **22**, 4018–4022.
- 41 D. Zelaszczyk, A. Lipkowska, N. Szkaradek, K. Sloczynska, A. Gunia-Krzyzak, T. Librowski and H. Marona, Synthesis and preliminary anti-inflammatory evaluation of xanthone derivatives, *Heterocycl. Commun.*, 2018, **24**, 231–236.
 - 42 M. Correia-da-Silva, E. Sousa, B. Duarte, F. Marques, F. Carvalho, L. M. Cunha-Ribeiro and M. M. M. Pinto, Polysulfated Xanthenes: Multipathway Development of a New Generation of Dual Anticoagulant/Antiplatelet Agents, *J. Med. Chem.*, 2011, **54**, 5373–5384.
 - 43 R. Shen, W. H. Wang and G. L. Yang, DNA Binding Property and Antitumor Evaluation of Xanthone with Dimethylamine Side Chain, *J. Fluoresc.*, 2014, **24**, 959–966.
 - 44 F. M. Soliman, M. M. Said, M. Youns and S. A. Darwish, Chemistry of phosphorus ylides 32: synthesis of phosphoranylidene-pyrano- and -cyclobutyl-xanthenones with potential antitumor activity, *Monatsh. Chem.*, 2012, **143**, 965–973.
 - 45 C. M. G. Azevedo, C. M. M. Afonso, J. X. Soares, S. Reis, D. Sousa, R. T. Lima, M. H. Vasconcelos, M. Pedro, J. Barbosa, L. Gales and M. M. M. Pinto, Pyranoxanthenes: Synthesis, growth inhibitory activity on human tumor cell lines and determination of their lipophilicity in two membrane models, *Eur. J. Med. Chem.*, 2013, **69**, 798–816.
 - 46 C. M. G. Azevedo, C. M. M. Afonso, D. Sousa, R. T. Lima, M. H. Vasconcelos, M. Pedro, J. Barbosa, A. G. Correa, S. Reis and M. M. M. Pinto, Multidimensional optimization of promising antitumor xanthone derivatives, *Bioorg. Med. Chem.*, 2013, **21**, 2941–2959.
 - 47 C. Fernandes, K. Masawang, M. E. Tiritan, E. Sousa, V. de Lima, C. Afonso, H. Bousbaa, W. Sudprasert, M. Pedro and M. M. Pinto, New chiral derivatives of xanthenes: Synthesis and investigation of enantioselectivity as inhibitors of growth of human tumor cell lines, *Bioorg. Med. Chem.*, 2014, **22**, 1049–1062.
 - 48 W. L. Lan, J. C. Wei, J. K. Qin, Z. M. Yang, G. F. Su and Z. K. Dai, Synthesis and Biological Evaluation of 1, 3-Dihydroxyxanthone Mannich Base Derivatives as Potential Antitumor Agents, *Lett. Drug Des. Discovery*, 2013, **10**, 689–698.
 - 49 X. Li, X. J. Zhang, X. J. Wang, N. G. Li, C. J. Lin, Y. Gao, Z. Q. Yu, Q. L. Guo and Q. D. You, Synthesis and Antitumor Evaluation of B-ring Modified Caged Xanthone Analogues of Gambogic Acid, *Chin. J. Chem.*, 2012, **30**, 35–42.
 - 50 C. K. Lim, L. Y. Tho, Y. M. Lim, S. A. A. Shah and J. F. F. Weber, Synthesis of 1,3,6-Trioxxygenated Prenylated Xanthone Derivatives as Potential Antitumor Agents, *Lett. Org. Chem.*, 2012, **9**, 549–555.
 - 51 L. Luo, J. K. Qin, Z. K. Dai and S. H. Gao, Synthesis and biological evaluation of novel benzo b xanthone derivatives as potential antitumor agents, *J. Serb. Chem. Soc.*, 2013, **78**, 1301–1308.
 - 52 X. J. Zhan, X. Li, H. P. Sun, X. J. Wang, L. Zhao, Y. Gao, X. R. Liu, S. L. Zhang, Y. Y. Wang, Y. R. Yang, S. Zeng, Q. L. Guo and Q. D. You, Garcinia Xanthenes as Orally Active Antitumor Agents, *J. Med. Chem.*, 2013, **56**, 276–292.
 - 53 X. J. Zhang, X. Li, S. F. Ye, Y. Zhang, L. Tao, Y. Gao, D. D. Gong, M. Y. Xi, H. Y. Meng, M. Q. Zhang, W. L. Gao, X. L. Xu, Q. L. Guo and Q. D. You, Synthesis, SAR and Biological Evaluation of Natural and Non-natural Hydroxylated and Prenylated Xanthenes as Antitumor Agents, *Med. Chem.*, 2012, **8**, 1012–1025.
 - 54 Y. Zou, Q. J. Zhao, H. G. Hu, L. N. Hu, S. C. Yu, M. J. Xu and Q. Y. Wu, Synthesis and in vitro antitumor activities of xanthone derivatives containing 1,4-disubstituted-1,2,3-triazole moiety, *Arch. Pharmacol. Res.*, 2012, **35**, 2093–2104.
 - 55 A. Alves, J. Campos, D. Ferreira, P. C. Costa, A. Alves, M. Correia-da-Silva, E. Sousa, M. Pinto, M. Correia-da-Silva, E. Sousa, H. Bousbaa, M. Pinto, C. Nunes, P. M. A. Silva, H. Bousbaa and F. Rodrigues, Discovery of a New Xanthone against Glioma: Synthesis and Development of (Pro)liposome Formulations, *Molecules*, 2019, **24**, 409.
 - 56 J. Barbosa, R. T. Lima, D. Sousa, A. S. Gomes, A. Palmeira, H. Seca, K. Choosang, P. Pakkong, H. Bousbaa, M. M. Pinto, E. Sousa, M. H. Vasconcelos and M. Pedro, Screening a Small Library of Xanthenes for Antitumor Activity and Identification of a Hit Compound which Induces Apoptosis, *Molecules*, 2016, **21**, 81.
 - 57 C. Elisangela, S. Emilia, N. Nair, S. J. N. Maria and M. M. P. Madalena, Synthesis of Xanthenes and Benzophenones as Inhibitors of Tumor Cell Growth, *Lett. Drug Des. Discovery*, 2010, **7**, 487–493.
 - 58 A. Palmeira, A. Paiva, E. Sousa, H. Seca, G. M. Almeida, R. T. Lima, M. X. Fernandes, M. Pinto and M. H. Vasconcelos, Insights into the In Vitro Antitumor Mechanism of Action of a New Pyranoxanthone, *Chem. Biol. Drug Des.*, 2010, **76**, 43–58.
 - 59 P. S. Bairy, A. Das, L. M. Nainwal, T. K. Mohanta, M. K. Kumawat, P. K. Mohapatra and P. Parida, Design, synthesis and anti-diabetic activity of some novel xanthone derivatives targeting alpha-glucosidase, *Bangladesh J. Pharmacol.*, 2016, **11**, 308–318.
 - 60 S. M. Ding, T. Lan, G. J. Ye, J. J. Huang, Y. Hu, Y. R. Zhu and B. Wang, Novel oxazolxanthone derivatives as a new type of alpha-glucosidase inhibitor: synthesis, activities, inhibitory modes and synergetic effect, *Bioorg. Med. Chem.*, 2018, **26**, 3370–3378.
 - 61 Z. Heydari, M. Mohammadi-Khanaposhtani, S. Imanparast, M. A. Faramarzi, M. Mandavi, P. R. Ranjbar and B. Larijani, Pyrano 3,2-c quinoline Derivatives as New Class of alpha-glucosidase Inhibitors to Treat Type 2 Diabetes: Synthesis, in vitro Biological Evaluation and Kinetic Study, *Med. Chem.*, 2019, **15**, 8–16.
 - 62 G. L. Li, C. Y. Cai, J. Y. He, L. Rao, L. Ma, Y. Liu and B. Wang, Synthesis of 3-acyloxyxanthone derivatives as alpha-glucosidase inhibitors: A further insight into the

- 3-substituents' effect, *Bioorg. Med. Chem.*, 2016, **24**, 1431–1438.
- 63 G.-J. Ye, T. Lan, Z.-X. Huang, X.-N. Cheng, C.-Y. Cai, S.-M. Ding, M.-L. Xie and B. Wang, Design and synthesis of novel xanthone-triazole derivatives as potential antidiabetic agents: α -Glucosidase inhibition and glucose uptake promotion, *Eur. J. Med. Chem.*, 2019, **177**, 362–373.
- 64 P. F. Cheng, L. J. Zhu, W. Guo, W. F. Liu, J. Z. Yao, G. Q. Dong, Y. Q. Zhang, C. L. Zhuang, C. Q. Sheng, Z. Y. Miao and W. N. Zhang, Synthesis of novel benzoxanthone analogues as non-Camptothecin topoisomerase I inhibitors, *J. Enzyme Inhib. Med. Chem.*, 2012, **27**, 437–442.
- 65 S. Park, E. Hong, S. Y. Kwak, K. Y. Jun, E. S. Lee, Y. Kwon and Y. Na, Synthesis and biological evaluation of C1-O-substituted-3-(3-butylamino-2-hydroxy-propoxy)-xanthen-9-one as topoisomerase II α catalytic inhibitors, *Eur. J. Med. Chem.*, 2016, **123**, 211–225.
- 66 E. Martins, V. Silva, A. Lemos, A. Palmeira, P. Puthongking, E. Sousa, C. Rocha-Pereira, C. I. Ghanem, H. Carmo, F. Remiao and R. Silva, Newly synthesized oxygenated xanthenes as potential P-glycoprotein activators: in vitro, ex vivo, and in silico studies, *Molecules*, 2019, **24**, 707.
- 67 R. Silva, E. Sousa, H. Carmo, A. Palmeira, D. J. Barbosa, M. Gameiro, M. Pinto, M. de Lourdes Bastos and F. Remião, Induction and activation of P-glycoprotein by dihydroxylated xanthenes protect against the cytotoxicity of the P-glycoprotein substrate paraquat, *Arch. Toxicol.*, 2014, **88**, 937–951.
- 68 E. Sousa, A. Palmeira, A. S. Cordeiro, B. Sarmiento, D. Ferreira, R. T. Lima, M. Helena Vasconcelos and M. Pinto, Bioactive xanthenes with effect on P-glycoprotein and prediction of intestinal absorption, *Med. Chem. Res.*, 2013, **22**, 2115–2123.
- 69 M. S. Alawi, T. A. Awad, M. A. Mohamed, A. Khalid, E. M. O. Ismail, F. Alfatih, S. Naz and Z. Ul-Haq, Insights into the molecular basis of acetylcholinesterase inhibition by xanthenes: an integrative in silico and in vitro approach, *Mol. Simul.*, 2020, **46**, 253–261.
- 70 C. A. Menendez, B. Biscussi, S. Accordino, A. P. Murray, D. C. Gerbino and G. A. Appignanesi, Design, synthesis and biological evaluation of 1,3-dihydroxyxanthone derivatives: Effective agents against acetylcholinesterase, *Bioorg. Chem.*, 2017, **75**, 201–209.
- 71 A. Lemos, A. S. Gomes, J. B. Loureiro, P. Brandao, A. Palmeira, M. M. M. Pinto, L. Saraiva and M. E. Sousa, Synthesis, biological evaluation, and in silico studies of novel aminated xanthenes as potential p53-activating agents, *Molecules*, 2019, **24**, 1975.
- 72 S. Gomes, L. Raimundo, J. Soares, J. B. Loureiro, M. Leão, H. Ramos, M. N. Monteiro, A. Lemos, J. Moreira, M. Pinto, P. Chlapek, R. Veselska, E. Sousa and L. Saraiva, New inhibitor of the TAp73 interaction with MDM2 and mutant p53 with promising antitumor activity against neuroblastoma, *Cancer Lett.*, 2019, **446**, 90–102.
- 73 M. Leão, S. Gomes, J. Pedraza-Chaverri, N. Machado, E. Sousa, M. Pinto, A. Inga, C. Pereira and L. Saraiva, α -Mangostin and Gambogic Acid as Potential Inhibitors of the p53–MDM2 Interaction Revealed by a Yeast Approach, *J. Nat. Prod.*, 2013, **76**, 774–778.
- 74 M. Leão, C. Pereira, A. Bisio, Y. Ciribilli, A. M. Paiva, N. Machado, A. Palmeira, M. X. Fernandes, E. Sousa, M. Pinto, A. Inga and L. Saraiva, Discovery of a new small-molecule inhibitor of p53–MDM2 interaction using a yeast-based approach, *Biochem. Pharmacol.*, 2013, **85**, 1234–1245.
- 75 A. Semov, G. Pietrzynski and V. Alakhov, Method of treating tumors with azaxanthenes, Supratek Pharma Inc, *US Pat.*, US7772255B2, 2010.
- 76 G. Kolokythas, I. K. Kostakis, N. Pouli, P. Marakos, D. Kletsas and H. Pratsinis, Synthesis and cytotoxic activity of some new azapyranoxanthenone aminoderivatives, *Bioorg. Med. Chem.*, 2003, **11**, 4591–4598.
- 77 M. M. Perez, R. M. Docampo, J. M. P. Codina, J. R. Moliner and J. S. Solá, 1-azaxanthone for use as therapeutic agent, processes for its production and pharmaceutical compositions, Lacer SA, *European Pat.*, 0075607B1, 1985.
- 78 F. J. Villani, T. A. Mann, E. A. Wefer, J. Hannon, L. L. Larca, M. J. Landon, W. Spivak, D. Vashi and S. Tozzi, Benzopyranopyridine derivatives. 1. Aminoalkyl derivatives of the azaxanthenes as bronchodilating agents, *J. Med. Chem.*, 1975, **18**, 1–8.
- 79 W. Meng, Y. Dong, J. Liu, Z. Wang, X. Zhong, R. Chen, H. Zhou, M. Lin, L. Jiang, F. Gao, T. Xu, Q. Chen and X. Zeng, A clinical evaluation of amlexanox oral adhesive pellicles in the treatment of recurrent aphthous stomatitis and comparison with amlexanox oral tablets: a randomized, placebo controlled, blinded, multicenter clinical trial, *Trials*, 2009, **10**, 30–30.
- 80 D. Rakel, in *Integrative Medicine*, ed. D. Rakel, Elsevier, 4th edn, 2018, pp. 747–752, DOI: 10.1016/B978-0-323-35868-2.00075-X.
- 81 A. Michael, On the action of aromatic oxy-acids on phenols, *Ber. Dtsch. Chem. Ges.*, 1883, **5**, 81.
- 82 S. V. Kostanecki and B. Nessler, Synthesen von Oxyxanthenen, *Ber. Dtsch. Chem. Ges.*, 1891, **24**, 1894–1897.
- 83 F. M. Dean, in *The Total Synthesis of Natural Products*, ed. J. Apsimon, 1973, pp. 534–562.
- 84 M. Afzal and J. M. Al-Hassan, Synthesis and Biosynthesis of Phyto-xanthenes, *Heterocycles*, 1980, **14**, 1173–1205.
- 85 J. Ribeiro, C. Veloso, C. Fernandes, M. E. Tiritan and M. M. M. Pinto, Carboxyxanthenes: bioactive agents and molecular scaffold for synthesis of analogues and derivatives, *Molecules*, 2019, **24**, 180.
- 86 R. Khanna, A. Dalal, R. Kumar and R. C. Kamboj, Synthesis of Xanthenones: A Review, *ChemistrySelect*, 2016, **1**, 840–851.
- 87 C. M. M. Santos, D. Pinto, V. L. M. Silva and A. M. S. Silva, Arylxanthenes and arylacridones: a synthetic overview, *Pure Appl. Chem.*, 2016, **88**, 579–594.

- 88 A. M. Paiva, M. M. Pinto and E. Sousa, A Century of Thioxanthenes: Through Synthesis and Biological Applications, *Curr. Med. Chem.*, 2013, **20**, 2438–2457.
- 89 D. Parker, J. W. Walton, L. Lamarque and J. M. Zwier, Comparative Study of the Luminescence Properties and Relative Stability of a Series of Europium(III) Complexes Bearing One to Four Coordinated Azaxanthone Groups, *Eur. J. Inorg. Chem.*, 2010, **2010**, 3961–3966.
- 90 C. Coenjarts and J. C. Scaiano, Reaction Pathways Involved in the Quenching of the Photoactivated Aromatic Ketones Xanthone and 1-Azaxanthone by Polyalkylbenzenes, *J. Am. Chem. Soc.*, 2000, **122**, 3635–3641.
- 91 S. Corrent, L. J. Martínez, J. C. Scaiano, H. García and V. Fornés, Intrazeolite Photochemistry. Photochemistry of 1-Azaxanthone in Zeolites in the Presence of Hydrogen Donors, Electron Donors, and Energy Acceptors, *J. Phys. Chem. B*, 1999, **103**, 8097–8103.
- 92 L. J. Martínez and J. C. Scaiano, The Photochemistry of 1-Azaxanthone in Aqueous Solutions and in Micellar Environments, *J. Phys. Chem. A*, 1999, **103**, 203–208.
- 93 M. Sakamoto, X. Cai, M. Hara, S. Tojo, M. Fujitsuka and T. Majima, Anomalous Fluorescence from the Azaxanthone Ketyl Radical in the Excited State, *J. Am. Chem. Soc.*, 2005, **127**, 3702–3703.
- 94 J. C. Scaiano, D. Weldon, C. N. Pliva and L. J. Martínez, Photochemistry and Photophysics of 1-Azaxanthone in Organic Solvents, *J. Phys. Chem. A*, 1998, **102**, 6898–6903.
- 95 P. K. Grover, G. D. Shah and R. C. Shah, Xanthenes. Part IV. A new synthesis of hydroxyxanthenes and hydroxybenzophenones, *J. Chem. Soc.*, 1955, 3982–3985, DOI: 10.1039/JR9550003982.
- 96 P. K. Grover, G. D. Shah and R. C. Shah, Xanthenes. Part III – A New Synthesis of Hydroxyxanthenes and Hydroxybenzophenones. Part 111, *J. Sci. Ind. Res.*, 1954, **13**, 175.
- 97 J. K. Qin, W. L. Lan, Z. Liu, J. Huang, H. Tang and H. S. Wang, Synthesis and biological evaluation of 1, 3-dihydroxyxanthone mannich base derivatives as anticholinesterase agents, *Chem. Cent. J.*, 2013, **7**, 78.
- 98 Q. R. Shen, Y. Dai, G. H. Wang, F. Yao, Y. H. Duan, H. F. Chen, W. G. Zhang, X. K. Zhang and X. S. Yao, Total synthesis and RXR α -mediated transcription studies of neriifolone B and related compounds, *Bioorg. Med. Chem.*, 2014, **22**, 2671–2677.
- 99 Z. M. Yang, J. Huang, J. K. Qin, Z. K. Dai, W. L. Lan, G. F. Su, H. Tang and F. Yang, Design, synthesis and biological evaluation of novel 1-hydroxyl-3-aminoalkoxy xanthone derivatives as potent anticancer agents, *Eur. J. Med. Chem.*, 2014, **85**, 487–497.
- 100 N. Guo, J. Liu, L. Qin, D. Jiang, X. You, K. Lu, Y. O. Teng and P. Yu, Synthesis and antitumor activity evaluation of a novel series of xanthone derivatives, *J. Asian Nat. Prod. Res.*, 2015, **17**, 377–383.
- 101 J. Liu, J. R. Zhang, H. L. Wang, Z. J. Liu, C. Zhang, Z. L. Jiang and H. R. Chen, Synthesis of xanthone derivatives and studies on the inhibition against cancer cells growth and synergistic combinations of them, *Eur. J. Med. Chem.*, 2017, **133**, 50–61.
- 102 Z. L. Jiang, J. Liu, F. Zhou, J. R. Zhang, Z. J. Liu, C. Zhang and H. R. Chen, One-step Construction of Xanthone Scaffold Assisted by Microwave Irradiation to Optimize the Synthesis of DMXAA, *Chem. Res. Chin. Univ.*, 2018, **34**, 918–922.
- 103 O. Goshain and B. Ahmed, Antihypertensive activity, toxicity and molecular docking study of newly synthesized xanthone derivatives (xanthonypropanolamine), *PLoS One*, 2019, **14**, e0220920.
- 104 J. Liu, H. Bao, H. Wang, Q. Luo, J. Zuo, Z. Liu, S. Qiu, X. Sun and X. Liu, Synthesis of xanthone derivatives and anti-hepatocellular carcinoma potency evaluation: induced apoptosis, *RSC Adv.*, 2019, **9**, 40781–40791.
- 105 X. J. Zhang, X. Li, H. P. Sun, Z. Y. Jiang, L. Tao, Y. Gao, Q. L. Guo and Q. D. You, Synthesis and evaluation of novel aza-caged Garcinia xanthenes, *Org. Biomol. Chem.*, 2012, **10**, 3288–3299.
- 106 M. Dai, X. Yuan, Z. J. Zhu, L. Shan, R. H. Liu, Q. Y. Sun and W. D. Zhang, Efficient Total Synthesis and Biological Activities of 6-Deoxyisojacareubin, *Arch. Pharm.*, 2013, **346**, 314–320.
- 107 S. S. Mao, H. H. Zheng, C. T. Luo and H. R. Chen, Concise Syntheses of 1,3-Dihydroxyxanthenes and Their Clearance Effects against Nitrite, *Chin. J. Org. Chem.*, 2014, **34**, 515–521.
- 108 F. L. Qu, G. J. Bai, W. S. Dong, Y. Yang, Y. S. Jin, Q. G. Meng, Q. Y. Wu, W. Guo and S. C. Yu, Synthesis and Evaluation of Novel Xanthone Derivatives as Potent AChE Inhibitors, *Asian – J. Chem.*, 2014, **26**, 3496–3498.
- 109 X. Li, Y. Zou, Q. J. Zhao, Y. Yang, M. C. Wu, T. Huang, H. G. Hu and Q. Y. Wu, Synthesis, Biological Evaluation, and Molecular Docking Studies of Xanthone Sulfonamides as ACAT Inhibitors, *Chem. Biol. Drug Des.*, 2015, **85**, 394–403.
- 110 G. P. Song, S. M. Li, H. Z. Si, Y. B. Li, Y. S. Li, J. H. Fan, Q. Q. Liang, H. B. He, H. M. Ye and Z. N. Cui, Synthesis and bioactivity of novel xanthone and thioxanthone L-rhamnopyranosides, *RSC Adv.*, 2015, **5**, 36092–36103.
- 111 J. J. Koh, H. X. Zou, S. M. Lin, H. F. Lin, R. T. Soh, F. H. Lim, W. L. Koh, J. G. Li, R. Lakshminarayanan, C. Verma, D. T. H. Tan, D. R. Cao, R. W. Beuerman and S. P. Liu, Nonpeptidic Amphiphilic Xanthone Derivatives: Structure-Activity Relationship and Membrane-Targeting Properties, *J. Med. Chem.*, 2016, **59**, 171–193.
- 112 K. D. Reichl, M. J. Smith, M. K. Song, R. P. Johnson and J. A. Porco, Biomimetic Total Synthesis of (+/–)-Griffipavixanthone via a Cationic Cycloaddition-Cyclization Cascade, *J. Am. Chem. Soc.*, 2017, **139**, 14053–14056.
- 113 J. Syahri, E. Yuanita, B. A. Nurohmah, M. H. Wathon, R. Syafri, R. Armunanto and B. Purwono, Xanthone as Antimalarial: QSAR Analysis, Synthesis, Molecular

- Docking and *In vitro* Antimalarial Evaluation, *Orient. J. Chem.*, 2017, **33**, 29–40.
- 114 X. Q. Chi, C. T. Zi, H. M. Li, L. Yang, Y. F. Lv, J. Y. Li, B. Hou, F. C. Ren, J. M. Hu and J. Zhou, Design, synthesis and structure-activity relationships of mangostin analogs as cytotoxic agents, *RSC Adv.*, 2018, **8**, 41377–41388.
- 115 T. Khammee, W. Jongsu, M. Kuno and S. Suksanrarn, Allylxanthone Derivatives as Xanthine Oxidase Inhibitors: Synthesis, Biological Evaluation and Molecular Docking Study, *Orient. J. Chem.*, 2018, **34**, 38–44.
- 116 P. H. Wang, L. L. Jiang, Y. Cao, D. Y. Ye and L. Zhou, The Design and Synthesis of N-Xanthone Benzenesulfonamides as Novel Phosphoglycerate Mutase 1 (PGAM1) Inhibitors, *Molecules*, 2018, **23**, 1396.
- 117 P. F. Zhou, A. J. Hou and Y. Wang, Total Synthesis of Cudraticusxanthone B, *Chin. J. Org. Chem.*, 2018, **38**, 156–161.
- 118 J. Wu, J. Dai, Y. Zhang, J. Wang, L. Huang, H. Ding, T. Li, Y. Zhang, S. Yu, J. Wu, J. Dai, Y. Zhang, T. Li, Y. Zhang and J. Mao, Synthesis of Novel Xanthone Analogues and Their Growth Inhibitory Activity Against Human Lung Cancer A549 Cells, *Drug Des., Dev. Ther.*, 2019, **13**, 4239–4246.
- 119 L. Yu, L. Chen, G. Luo, L. Liu, W. Zhu, P. Zhang, C. Zhang, W. Wu, L. Chen and P. Yan, Study on Synthesis and Biological Evaluation of 3-Aryl Substituted Xanthone Derivatives as Novel and Potent Tyrosinase Inhibitors, *Chem. Pharm. Bull.*, 2019, **67**, 1232–1241.
- 120 E. Yuanita, H. D. Pranowo, M. Mustofa, R. T. Swasono, J. Syahri and J. Jumina, Synthesis, Characterization and Molecular Docking of Chloro-substituted Hydroxyxanthone Derivatives, *Chem. J. Mold.*, 2019, **14**, 68–76.
- 121 X. D. Kou, L. L. Song, Y. H. Wang, Q. Yu, H. Ju, A. H. Yang and R. Shen, Design, synthesis and anti-Alzheimer's disease activity study of xanthone derivatives based on multi-target strategy, *Bioorg. Med. Chem. Lett.*, 2020, **30**, 126927.
- 122 S. Genovese, S. Fiorito, M. C. Specchiulli, V. A. Taddeo and F. Epifano, Microwave-assisted synthesis of xanthenes promoted by ytterbium triflate, *Tetrahedron Lett.*, 2015, **56**, 847–850.
- 123 J. Hu, E. A. Adogla, Y. Ju, D. Fan and Q. Wang, Copper-catalyzed ortho-acylation of phenols with aryl aldehydes and its application in one-step preparation of xanthenes, *Chem. Commun.*, 2012, **48**, 11256–11258.
- 124 C. A. Menéndez, F. Nador, G. Radivoy and D. C. Gerbino, One-Step Synthesis of Xanthenes Catalyzed by a Highly Efficient Copper-Based Magnetically Recoverable Nanocatalyst, *Org. Lett.*, 2014, **16**, 2846–2849.
- 125 T. Ramani, P. Umadevi, K. L. Prasanth and B. Sreedhar, Synthesis of ortho-Hydroxybenzophenones Catalyzed by Magnetically Retrievable Fe₃O₄ Nanoparticles under Ligand-Free Conditions, *Eur. J. Org. Chem.*, 2013, **2013**, 6021–6026.
- 126 A. Venkanna, P. V. K. Goud, P. V. Prasad, M. Shanker and P. V. Rao, One-Step Synthesis of Xanthenes and Thio-Xanthenes by Using Magnetically Separable Copper ferrite Nanoparticles as a Catalyst under Ligand Free Conditions, *ChemistrySelect*, 2016, **1**, 2271–2276.
- 127 H. S. Steingruber, P. Mendioroz, A. S. Diez and D. C. Gerbino, A Green Nanopalladium-Supported Catalyst for the Microwave-Assisted Direct Synthesis of Xanthenes, *Synthesis*, 2020, **52**, 619–628.
- 128 C. R. Shen and X. F. Wu, Selective Preparation of Xanthenes from 2-Bromofluorobenzenes and Salicylaldehydes via Palladium-Catalyzed Acylation-SNAR Approach, *Synlett*, 2016, **27**, 1269–1273.
- 129 A. V. Dubrovskiy and R. C. Larock, Intermolecular C-O addition of carboxylic acids to arynes: synthesis of o-hydroxyaryl ketones, xanthenes, 4-chromanones, and flavones, *Tetrahedron*, 2013, **69**, 2789–2798.
- 130 Y. Fujimoto, H. Yanai and T. Matsumoto, Concise Total Synthesis of Elliptoxanthone A by Utilizing Aromatic Oxy-Cope Rearrangement for Efficient C-Isoprenylation of Xanthone Skeleton, *Synlett*, 2016, **27**, 2229–2232.
- 131 A. Little and J. A. Porco, Total Syntheses of Graphisin A and Sydowinin B, *Org. Lett.*, 2012, **14**, 2862–2865.
- 132 T. Xie, C. Zheng, K. Chen, H. He and S. Gao, Asymmetric Total Synthesis of the Complex Polycyclic Xanthone FD-594, *Angew. Chem., Int. Ed.*, 2020, **59**, 4360.
- 133 S. Ito, T. Kitamura, S. Arulmozhiraja, K. Manabe, H. Tokiwa and Y. Suzuki, Total Synthesis of Termicalcicolanone A via Organocatalysis and Regioselective Claisen Rearrangement, *Org. Lett.*, 2019, **21**, 2777–2781.
- 134 D. D. Xu, Y. Nie, X. Z. Liang, L. Ji, S. Y. Hu, Q. D. You, F. Wang, H. C. Ye and J. X. Wang, A Concise and Efficient Total Synthesis of alpha-Mangostin and beta-Mangostin from *Garcinia mangostana*, *Nat. Prod. Commun.*, 2013, **8**, 1101–1103.
- 135 X. Wei, D. L. Liang, Q. Wang, X. B. Meng and Z. J. Li, Total synthesis of mangiferin, homomangiferin, and neomangiferin, *Org. Biomol. Chem.*, 2016, **14**, 8821–8831.
- 136 Q. X. Qin, J. Yang, B. Yang, M. Liu, D. Xiao and X. M. Yang, A facile synthesis of norathyriol, *J. Chem. Res.*, 2013, 38–39, DOI: 10.3184/174751912x13547158602399.
- 137 M. Dai, X. Yuan, J. Kang, Z. J. Zhu, R. C. Yue, H. Yuan, B. Y. Chen, W. D. Zhang, R. H. Liu and Q. Y. Sun, Synthesis and biological evaluation of phenyl substituted polyoxygenated xanthone derivatives as anti-hepatoma agents, *Eur. J. Med. Chem.*, 2013, **69**, 159–166.
- 138 K. M. Elbel, G. Guizzunti, M. A. Theodoraki, J. Xu, A. Batova, M. Dakanali and E. A. Theodorakis, A-ring oxygenation modulates the chemistry and bioactivity of caged *Garcinia* xanthenes, *Org. Biomol. Chem.*, 2013, **11**, 3341–3348.
- 139 C. M. Liu, M. Zhang, Z. H. Zhang, S. B. Zhang, S. M. Yang, A. Zhang, L. J. Yin, S. Swarts, S. Vidyasagar, L. R. Zhang and P. Okunieff, Synthesis and anticancer potential of novel xanthone derivatives with 3,6-substituted chains, *Bioorg. Med. Chem.*, 2016, **24**, 4263–4271.
- 140 P. H. Wang, L. L. Jiang, Y. Cao, X. D. Zhang, B. J. Chen, S. Y. Zhang, K. Huang, D. Y. Ye and L. Zhou, Xanthone

- derivatives as phosphoglycerate mutase 1 inhibitors: Design, synthesis, and biological evaluation, *Bioorg. Med. Chem.*, 2018, **26**, 1961–1970.
- 141 M. L. N. Rao and B. S. Ramakrishna, Rh-catalyzed direct synthesis of 2,2'-dihydroxybenzophenones and xanthenes, *RSC Adv.*, 2016, **6**, 75505–75511.
- 142 X. J. Zhang, S. F. Ye, Y. Zhang, H. Y. Meng, M. Q. Zhang, W. L. Gao and Q. D. You, Microwave-assisted efficient and green synthesis of hydroxyxanthone in water, *Synth. Commun.*, 2012, **42**, 2952–2958.
- 143 X. J. Zhang, L. Yang, Y. Wu, J. Y. Du, Y. L. Mao, X. Wang, S. J. Luan, Y. H. Lei, X. Li, H. P. Sun and Q. D. You, Microwave-assisted transition-metal-free intramolecular Ullmann-type O-arylation in water for the synthesis of xanthenes and azaxanthenes, *Tetrahedron Lett.*, 2014, **55**, 4883–4887.
- 144 S. Fuse, K. Matsumura, K. Johmoto, H. Uekusa, H. Tanaka, T. Hirose, T. Sunazuka, S. Omura and T. Takahashi, The Design, Synthesis, and Evaluation of 1,5,7-Trisubstituted-3-Pyridyl-Xanthenes for Use as Insecticides Starting from PyripyropeneA, *Chem. – Eur. J.*, 2016, **22**, 18450–18455.
- 145 M. M. Johnson, J. M. Naidoo, M. A. Fernandes, E. M. Mmutlane, W. A. L. van Otterlo and C. B. de Koning, CAN-Mediated Oxidations for the Synthesis of Xanthenes and Related Products (vol 75, pg 8701, 2010), *J. Org. Chem.*, 2019, **84**, 472–472.
- 146 J. Dam, M. L. Bode and C. B. de Koning, Ceric Ammonium Sulfate (CAS) Mediated Oxidations of Benzophenones Possessing a Phenolic Substituent for the Synthesis of Xanthenes and Related Products, *J. Org. Chem.*, 2019, **84**, 150–160.
- 147 N. Marquise, P. Harford, F. Chevallier, T. Roisnel, V. Dorcet, A.-L. Gagez, S. Sablé, L. Picot, V. Thiéry, A. Wheatley, P. Gros and F. Mongin, Synthesis of azafluorenones and related compounds using deprotocuration-arylation followed by intramolecular direct arylation, *Tetrahedron*, 2013, **69**, 10123.
- 148 F. Marsais, F. Trécourt, P. Bréant and G. Quéguiner, Directed lithiation of 4-halopyridines: Chemoselectivity, regioselectivity and application to synthesis, *J. Heterocycl. Chem.*, 1988, **25**, 81–87.
- 149 W. Qian, J. Brown, J. J. Chen and Y. Cheng, Regioselective synthesis of multiply halogenated azaxanthenes, *Tetrahedron Lett.*, 2014, **55**, 7229–7232.
- 150 F. Trécourt, G. Breton, V. Bonnet, F. Mongin, F. Marsais and G. Quéguiner, New Syntheses of Substituted Pyridines via Bromine–Magnesium Exchange, *Tetrahedron*, 2000, **56**, 1349–1360.
- 151 C. Fernandes, L. Oliveira, M. E. Tiritan, L. Leitao, A. Pozzi, J. B. Noronha-Matos, P. Correia-de-Sa and M. M. Pinto, Synthesis of new chiral xanthone derivatives acting as nerve conduction blockers in the rat sciatic nerve, *Eur. J. Med. Chem.*, 2012, **55**, 1–11.
- 152 W. J. Liu, D. S. Mei and W. H. Duan, Synthesis of 1,7-dimethoxy-2-hydroxyxanthone, a natural product with potential activity on erectile dysfunction, *Chin. Chem. Lett.*, 2013, **24**, 515–517.
- 153 N. Fukushima, N. Ieda, M. Kawaguchi, K. Sasakura, T. Nagano, K. Hanaoka, N. Miyata and H. Nakagawa, Development of photo-controllable hydrogen sulfide donor applicable in live cells, *Bioorg. Med. Chem. Lett.*, 2015, **25**, 175–178.
- 154 P. Lorenz, A. Heller, M. Bunse, M. Heinrich, M. Berger, J. Conrad, F. C. Stintzing and D. R. Kammerer, Structure Elucidation of the Main Tetrahydroxyxanthenes of Hypericum Seeds and Investigations into the Testa Structure, *Chem. Biodiversity*, 2018, **15**, e1800035.
- 155 C. Hoppmann, U. Alexiev, E. Irran and K. Ruck-Braun, Synthesis and fluorescence of xanthone amino acids, *Tetrahedron Lett.*, 2013, **54**, 4585–4587.
- 156 M. Presset, J. Paul, G. N. Cherif, N. Ratnam, N. Laloi, E. Leonel, C. Gosmini and E. Le Gall, CoI-Catalyzed Barbier Reactions of Aromatic Halides with Aromatic Aldehydes and Imines, *Chem. – Eur. J.*, 2019, **25**, 4491–4495.
- 157 S. Sarkar and N. Tadigoppula, $\text{PhI}(\text{OAc})_2$ - BF_3 - OEt_2 mediated domino imine activation, intramolecular C-C bond formation and beta-elimination: new approach for the synthesis of fluorenones, xanthenes and phenanthridines, *RSC Adv.*, 2014, **4**, 40964–40968.
- 158 Z. Z. Shi and F. Glorius, Synthesis of fluorenones via quaternary ammonium salt-promoted intramolecular dehydrogenative arylation of aldehydes, *Chem. Sci.*, 2013, **4**, 829–833.
- 159 P. Wang, H. Rao, R. Hua and C.-J. Li, Rhodium-Catalyzed Xanthone Formation from 2-Aryloxybenzaldehydes via Cross-Dehydrogenative Coupling (CDC), *Org. Lett.*, 2012, **14**, 902–905.
- 160 S. Wertz, D. Leifert and A. Studer, Cross Dehydrogenative Coupling via Base-Promoted Homolytic Aromatic Substitution (BHAS): Synthesis of Fluorenones and Xanthenes, *Org. Lett.*, 2013, **15**, 928–931.
- 161 S. K. Manna, S. L. K. Manda and G. Panda, $[\text{RuCl}_2(\text{p-cymene})_2]$ catalyzed cross dehydrogenative coupling (CDC) toward xanthone and fluorenone analogs through intramolecular C–H bond functionalization reaction, *Tetrahedron Lett.*, 2014, **55**, 5759–5763.
- 162 H. Bao, X. Hu, J. Zhang and Y. Liu, $\text{Cu}(0)$ /Selectfluor system-catalyzed intramolecular Csp²-H/Csp²-H cross-dehydrogenative coupling (CDC), *Tetrahedron*, 2019, **75**, 130533.
- 163 J. Chen and F. R. Sheykhahmad, Intramolecular cross-dehydrogenative coupling of benzaldehyde derivatives: A novel and efficient route to benzocyclic ketones, *J. Chin. Chem. Soc.*, 2020, **67**, 638–645.
- 164 H. Rao, X. Ma, Q. Liu, Z. Li, S. Cao and C.-J. Li, Metal-Free Oxidative Coupling: Xanthone Formation via Direct Annulation of 2-Aryloxybenzaldehyde using Tetrabutylammonium Bromide as a Promoter in Aqueous Medium, *Adv. Synth. Catal.*, 2013, **355**, 2191–2196.
- 165 J. Tang, S. J. Zhao, Y. Y. Wei, Z. J. Quan and C. D. Huo, CBr_4 promoted intramolecular aerobic oxidative dehydro-

- genative arylation of aldehydes: application in the synthesis of xanthenes and fluorenones, *Org. Biomol. Chem.*, 2017, **15**, 1589–1592.
- 166 H. Jiang, G. Mao, H. Wu, Q. An, M. Zuo, W. Guo, C. Xu, Z. Sun and W. Chu, Synthesis of dibenzocycloketones by acyl radical cyclization from aromatic carboxylic acids using methylene blue as a photocatalyst, *Green Chem.*, 2019, **21**, 5368–5373.
- 167 H. F. Motiwala, R. H. Vekariya and J. Aubé, Intramolecular Friedel–Crafts Acylation Reaction Promoted by 1,1,1,3,3,3-Hexafluoro-2-propanol, *Org. Lett.*, 2015, **17**, 5484–5487.
- 168 N. Jiang, S.-Y. Li, S.-S. Xie, H. Yao, H. Sun, X.-B. Wang and L.-Y. Kong, FeCl₃ and ether mediated direct intramolecular acylation of esters and their application in efficient preparation of xanthone and chromone derivatives, *RSC Adv.*, 2014, **4**, 63632–63641.
- 169 S. Kruger and F. G. Mann, Xanthenes and thioxanthenes. Part VI. The preparation and properties of 9-thia-3-aza-anthrone, *J. Chem. Soc.*, 1955, 2755–2763, DOI: 10.1039/JR9550002755.
- 170 F. G. Mann and J. H. Turnbull, Xanthenes and thioxanthenes. Part III. The synthesis of 9-oxa-1-aza-anthrone (4-azaxanthone), *J. Chem. Soc.*, 1951, 761–762, DOI: 10.1039/JR9510000761.
- 171 J. Li, C. Jin and W. Su, Synthesis of 1-Azaxanthenes and 1-Azathioxanthenes by Yb(OTf)₃/TfOH Co-Catalyzed Intramolecular Friedel–Crafts Reaction, *Heterocycles*, 2010, **81**, 2555–2567.
- 172 O. Epstein, M. C. Bryan, A. C. Cheng, K. Derakhchan, T. A. Dineen, D. Hickman, Z. Hua, J. B. Human, C. Kreiman, I. E. Marx, M. M. Weiss, R. C. Wahl, P. H. Wen, D. A. Whittington, S. Wood, X. M. Zheng, R. T. Fremeau, R. D. White and V. F. Patel, Lead Optimization and Modulation of hERG Activity in a Series of Aminooxazoline Xanthene β -Site Amyloid Precursor Protein Cleaving Enzyme (BACE1) Inhibitors, *J. Med. Chem.*, 2014, **57**, 9796–9810.
- 173 H. M. T. Albuquerque, C. M. M. Santos, J. A. S. Cavaleiro and A. M. S. Silva, (E)-2-(4-Arylbut-1-en-3-yn-1-yl)chromones as Synthons for the Synthesis of Xanthone-1,2,3-triazole Dyads, *Eur. J. Org. Chem.*, 2015, **2015**, 4732–4743.
- 174 H. M. T. Albuquerque, C. M. M. Santos, J. A. S. Cavaleiro and A. M. S. Silva, First intramolecular Diels–Alder reactions using chromone derivatives: synthesis of chromeno 3,4-b xanthenes and 2-(benzo c chromenyl)-chromones, *New J. Chem.*, 2018, **42**, 4251–4260.
- 175 C. Proenca, H. M. T. Albuquerque, D. Ribeiro, M. Freitas, C. M. M. Santos, A. M. S. Silva and E. Fernandes, Novel chromone and xanthone derivatives: Synthesis and ROS/RNS scavenging activities, *Eur. J. Med. Chem.*, 2016, **115**, 381–392.
- 176 A. Bornadiego, J. Diaz and C. F. Marcos, Synthesis of 4-Aminoxanthenes by an Uncatalyzed, Multicomponent Reaction, *Adv. Synth. Catal.*, 2014, **356**, 718–722.
- 177 A. Bornadiego, J. Diaz and C. F. Marcos, Regioselective Tandem 4+1 - 4+2 Synthesis of Amino-Substituted Dihydroxanthenes and Xanthenes, *J. Org. Chem.*, 2015, **80**, 6165–6172.
- 178 A. Bornadiego, J. Diaz and C. F. Marcos, Tandem synthesis of 4-aminoxanthenes is controlled by a water-assisted tautomerization: A general straightforward reaction, *Org. Biomol. Chem.*, 2019, **17**, 1410–1422.
- 179 M. Cheng, J. Yan, F. Hu, H. Chen and Y. Hu, Palladium-catalyzed cascade reactions of 3-iodochromones with aryl iodides and norbornadiene leading to annulated xanthenes, *Chem. Sci.*, 2013, **4**, 526–530.
- 180 C. Ghosh, D. K. SinhaRoy and K. K. Mukhopadhyay, Heterocyclic systems. Part 6. Reactions of 4-oxo-4H-[1]benzopyran-3-carbonitriles with hydrazine, phenylhydrazine, hydroxylamine, and some reactive methylene compounds, *J. Chem. Soc., Perkin Trans. 1*, 1979, 1964–1968, DOI: 10.1039/P19790001964.
- 181 A. Nohara, T. Ishiguro, K. Ukawa, H. Sugihara, Y. Maki and Y. Sanno, Studies on Antianaphylactic Agents. 7. Synthesis of Antiallergic 5-Oxo-5H-[1]benzopyrano[2,3-b]pyridines, *J. Med. Chem.*, 1985, **28**, 559–568.
- 182 P. Langer and B. Appel, Efficient synthesis of benzopyrano [2,3-b]pyridines by sequential reactions of 1,3-bis-silyl enol ethers with 3-cyanobenzopyrylium triflates, *Tetrahedron Lett.*, 2003, **44**, 5133–5135.
- 183 A. G. P. R. Figueiredo, A. C. Tomé, A. M. S. Silva and J. A. S. Cavaleiro, Reaction of chromone-3-carbaldehyde with α -amino acids—syntheses of 3- and 4-(2-hydroxybenzoyl)pyrroles, *Tetrahedron*, 2007, **63**, 910–917.
- 184 N. Poomathi, P. T. Perumal and S. Ramakrishna, An efficient and eco-friendly synthesis of 2-pyridones and functionalized azaxanthone frameworks via indium triflate catalyzed domino reaction, *Green Chem.*, 2017, **19**, 2524–2529.
- 185 Q. Yang, R. Wang, J. Han, C. C. Li, T. Wang, Y. Liang and Z. T. Zhang, Photo-induced tandem cyclization of 3-iodo-flavones with electron rich five-membered heteroarenes, *RSC Adv.*, 2017, **7**, 43206–43211.
- 186 Y. Liu, S. Jin, L. Huang and Y. Hu, Phase Transfer Reagent Promoted Tandem Ring-Opening and Ring-Closing Reactions of Unique 3-(1-Alkynyl) Chromones, *Org. Lett.*, 2015, **17**, 2134–2137.
- 187 S. A. French, M. R. Clark, R. J. Smith, T. Brind and B. C. Hawkins, Expedient synthesis of xanthenes and multi-functionalized chromones from 1,1-diacyl cyclopropanes, *Tetrahedron*, 2018, **74**, 5340–5350.
- 188 K. Goto, M. Terasawa and Y. Maruyama, Anti-Allergic Activities of a New Benzopyranopyridine Derivative Y-12,141 in Rats, *Int. Arch. Allergy Appl. Immunol.*, 1979, **59**, 13–19.
- 189 P. G. Dormer, K. K. Eng, R. N. Farr, G. R. Humphrey, J. C. McWilliams, P. J. Reider, J. W. Sager and R. P. Volante, Highly regioselective Friedlander annulations with unmodified ketones employing novel amine catalysts: syntheses of 2-substituted quinolines, 1,8-naphthyridines, and related heterocycles, *J. Org. Chem.*, 2003, **68**, 467–477.

- 190 H. Waldmann, G. V. Karunakar and K. Kumar, Gold(III)-Mediated Aldol Condensations Provide Efficient Access to Nitrogen Heterocycles, *Org. Lett.*, 2008, **10**, 2159–2162.
- 191 B. Duda, S. N. Tverdomed and G. V. Roschenthaler, CF₂-containing acetylenephosphonates in heterocyclization reactions: the first synthesis of 2-difluoromethyl azaxanth-3-ylphosphonates, *Org. Biomol. Chem.*, 2011, **9**, 8228–8232.
- 192 K. Otrubova, A. E. Fitzgerald and N. S. Mani, A novel entry to xanthenes by an intramolecular Diels-Alder reaction involving 2-(1,2-dichlorovinyl) aryl dienones, *Tetrahedron*, 2018, **74**, 5715–5724.
- 193 Y. He, S. H. Guo, X. S. Fan, C. H. Guo and X. Y. Zhang, One-pot synthesis of 12H-benzo b xanthen-12-ones and naphtha 2,3-b furans from non-naphthalene substrates, *Tetrahedron Lett.*, 2014, **55**, 4747–4752.
- 194 Z. L. Xiong, X. H. Zhang, Y. M. Li, X. S. Peng, J. Y. Fu, J. J. Guo, F. K. Xie, C. G. Jiang, B. Lin, Y. X. Liu and M. S. Cheng, Syntheses of 12H-benzo a xanthen-12-ones and benzo a acridin-12(7H)-ones through Au(I)-catalyzed Michael addition/6-endo-trig cyclization/aromatization cascade annulation, *Org. Biomol. Chem.*, 2018, **16**, 7361–7374.
- 195 G. X. Z. Liu, C. Wu, B. F. Chen, R. He and C. Chen, Concise synthesis of xanthenes by the tandem etherification-Acylation of diaryliodonium salts with salicylates, *Chin. Chem. Lett.*, 2018, **29**, 985–988.
- 196 X. C. Cheng, Y. Y. Zhou, F. F. Zhang, K. Zhu, Y. Y. Liu and Y. Z. Li, Base-Promoted Tandem Reaction Involving Insertion into Carbon-Carbon sigma-Bonds: Synthesis of Xanthone and Chromone Derivatives, *Chem. – Eur. J.*, 2016, **22**, 12655–12659.
- 197 Y. Fujimoto, R. Itakura, H. Hoshi, H. Yanai, Y. Ando, K. Suzuki and T. Matsumoto, Novel One-Pot Synthesis of Xanthenes via Sequential Fluoride Ion-Promoted Fries-Type Rearrangement and Nucleophilic Aromatic Substitution, *Synlett*, 2013, **24**, 2575–2580.
- 198 J. Kristensen, M. Begtrup and P. Vedsø, Preparation of 5-Acyl- and 5-Aryl-Substituted 1-(Benzyl)pyrazoles via Directed Ortho-Lithiation/Transmetalation and Palladium Catalyzed Cross-Coupling, *Synthesis*, 1998, 1604–1608.
- 199 J. Felding, P. Uhlmann, J. Kristensen, P. Vedsø and M. Begtrup, Palladium-Catalyzed Arylation and Acylation of 1-Benzyl-1,2,3-triazole Through a Directed Ortho Lithiation-Transmetalation Strategy, *Synthesis*, 1998, 1181–1184.
- 200 J. L. Kristensen, P. Vedsø and M. Begtrup, Synthesis of novel azaxanthenes derived from N-hydroxyazoles, *Tetrahedron*, 2002, **58**, 2397–2404.
- 201 G. Singh, R. Singh, N. K. Girdhar and M. P. S. Ishar, A versatile route to 2-alkyl/aryl-amino-3-formyl- and hetero-annelated-chromones, through a facile nucleophilic substitution at C2 in 2-(N-methylanilino)-3-formylchromones, *Tetrahedron*, 2002, **58**, 2471–2480.
- 202 F. Mann and J. Reid, Xanthenes and thioxanthenes. Part IV. The preparation and properties of 9-oxa-1-aza-anthrone and 9-thia-1-aza-anthrone, *J. Chem. Soc.*, 1952, 2057–2062.
- 203 G. Kolokythas, N. Pouli, P. Marakos, H. Pratsinis and D. Kletsas, Design, synthesis and antiproliferative activity of some new azapyranoxanthenone aminoderivatives, *Eur. J. Med. Chem.*, 2006, **41**, 71–79.
- 204 D. E. Daia, C. D. Gabbutt, B. M. Heron, J. D. Hepworth, M. B. Hursthouse and K. M. A. Malik, Conjugate additions of lithium dialkynylcuprates [(RC-C)2CuLi] to activated chromones. Unexpected formation of the 6H-bis[1]benzopyrano[2,3-b:3',4'-e]pyridine system, *Tetrahedron Lett.*, 2003, **44**, 1461–1464.
- 205 Z. N. Siddiqui, One pot synthesis of new benzopyranopyridines via Friedlander condensation, *Tetrahedron Lett.*, 2012, **53**, 4974–4978.
- 206 P. Biswas, J. Ghosh, T. Sarkar, D. Jana and C. Bandyopadhyay, Design and synthesis of dichromeno [2,3-b:3',2'-e]pyridine-12,14-dione to evaluate its optical properties, *New J. Chem.*, 2017, **41**, 3887–3893.
- 207 C. K. Ghosh, K. Bhattacharya and C. Ghosh, Benzopyrans - XXXIII. [4+2]Cycloaddition of N,N-dimethylhydrazones and anils of 2-unsubstituted and 2-methyl-4-oxo-4H-1-benzopyran-3-carboxaldehyde with N-phenylmaleimide, *Tetrahedron*, 1994, **50**, 4905–4912.
- 208 T. U. Kumar, D. Roy and A. Bhattacharya, Iron(III) catalyzed direct C–H functionalization at the C-3 position of chromone for the synthesis of fused chromeno-quinoline scaffolds, *Tetrahedron Lett.*, 2019, **60**, 1895–1898.
- 209 T. Schurreit, 4-Hydroxy-2H-[1]benzopyran-2-on als Baustein zur Synthese von Bisbenzopyranopyridinen, *Arch. Pharm.*, 1987, **320**, 500–506.
- 210 Y. Panneerselvam and B. S. R. Reddy, One pot synthesis of 1-azaxanthenes via Friedlander condensation, *Indian J. Chem., Sect. B: Org. Chem. Incl. Med. Chem.*, 2016, **55**, 83–87.
- 211 C. P. Montgomery, D. Parker and L. Lamarque, Effective and efficient sensitisation of terbium luminescence at 355 nm with cell permeable pyrazoyl-1-azaxanthenone macrocyclic complexes, *Chem. Commun.*, 2007, 3841–3843, DOI: 10.1039/B709805G.
- 212 R. Martín, L. B. Jiménez, M. Álvaro, J. C. Scaiano and H. García, Photoinduced Formation and Characterization of Electron-Hole Pairs in Azaxanthylum-Derivatized Short Single-Walled Carbon Nanotubes, *Chem. – Eur. J.*, 2009, **15**, 8751–8759.
- 213 H.-J. Cho, M.-J. Jung, Y. Kwon and Y. Na, Oxiranylmethoxy or thiiranylmethoxy-azaxanthenes and -acridone analogues as potential topoisomerase I inhibitors, *Bioorg. Med. Chem. Lett.*, 2009, **19**, 6766–6769.
- 214 T. Ghosh and C. Bandyopadhyay, Reactions of 2-Amino-4H-1-benzopyran-4-one with 4-Oxo-4H-1-benzopyran-3-carbaldehydes, *J. Heterocycl. Chem.*, 2006, **43**, 1431–1434.
- 215 D. Imperio, G. B. Giovenzana, G.-L. Law, D. Parker and J. W. Walton, Synthesis and comparative anion binding profiles of two di-aqua Eu(III) complexes, *Dalton Trans.*, 2010, **39**, 9897–9903.

- 216 G.-L. Law, R. Pal, L. O. Palsson, D. Parker and K.-L. Wong, Responsive and reactive terbium complexes with an azaxanthone sensitiser and one naphthyl group: applications in ratiometric oxygen sensing in vitro and in regioselective cell killing, *Chem. Commun.*, 2009, 7321–7323, DOI: 10.1039/B920222F.
- 217 H. Nouri, C. Cadiou, L. M. Lawson-Daku, A. Hauser, S. Chevreux, I. Dechamps-Olivier, F. Lachaud, R. Ternane, M. Trabelsi-Ayadi, F. Chuburu and G. Lemercier, A modified cyclen azaxanthone ligand as a new fluorescent probe for Zn²⁺, *Dalton Trans.*, 2013, **42**, 12157–12164.
- 218 A. Rampa, A. Bisi, P. Valenti, M. Recanatini, A. Cavalli, V. Andrisano, V. Cavrini, L. Fin, A. Buriani and P. Giusti, Acetylcholinesterase Inhibitors: Synthesis and Structure–Activity Relationships of ω-[N-Methyl-N-(3-alkyl-carbamoyloxyphenyl)-methyl]aminoalkoxyheteroaryl Derivatives, *J. Med. Chem.*, 1998, **41**, 3976–3986.
- 219 S. Gobbi, Q. Z. Hu, M. Negri, C. Zimmer, F. Belluti, A. Rampa, R. W. Hartmann and A. Bisi, Modulation of Cytochromes P450 with Xanthone-Based Molecules: From Aromatase to Aldosterone Synthase and Steroid 11 beta-Hydroxylase Inhibition, *J. Med. Chem.*, 2013, **56**, 1723–1729.
- 220 N. Szkaradek, A. Rapacz, K. Pytka, B. Filipek, D. Zelazczyk, P. Szafranski, K. Sloczynska and H. Marona, Cardiovascular activity of the chiral xanthone derivatives, *Bioorg. Med. Chem.*, 2015, **23**, 6714–6724.
- 221 N. Szkaradek, D. Sypniewski, A. M. Waszkielewicz, A. Gunia-Krzyzak, A. Galilejczyk, S. Galka, H. Marona and I. Bednarek, Synthesis and in vitro Evaluation of the Anticancer Potential of New Aminoalkanol Derivatives of Xanthone, *Anti-Cancer Agents Med. Chem.*, 2016, **16**, 1587–1604.
- 222 M. Kubacka, N. Szkaradek, S. Mogilski, K. Panczyk, A. Siwek, A. Grybos, B. Filipek, P. Zmudzki, H. Marona and A. M. Waszkielewicz, Design, synthesis and cardiovascular evaluation of some aminoisopropanolxy derivatives of xanthone, *Bioorg. Med. Chem.*, 2018, **26**, 3773–3784.
- 223 N. Szkaradek, A. Rapacz, K. Pytka, B. Filipek, A. Siwek, M. Cegla and H. Marona, Synthesis and preliminary evaluation of pharmacological properties of some piperazine derivatives of xanthone, *Bioorg. Med. Chem.*, 2013, **21**, 514–522.
- 224 M. Franceschin, D. Nocioni, A. Biroccio, E. Micheli, S. Cacchione, C. Cingolani, A. Venditti, P. Zizza, A. Bianco and A. Altieri, Design and synthesis of a new dimeric xanthone derivative: enhancement of G-quadruplex selectivity and telomere damage, *Org. Biomol. Chem.*, 2014, **12**, 9572–9582.
- 225 D. Zelazczyk, M. Jakubczyk, K. Pytka, A. Rapacz, M. Walczak, P. Janiszewska, K. Panczyk, H. Marona, A. M. Waszkielewicz, P. Zmudzki and K. Sloczynska, Design, synthesis and evaluation of activity and pharmacokinetic profile of new derivatives of xanthone and piperazine in the central nervous system, *Bioorg. Med. Chem. Lett.*, 2019, **29**, 126679.
- 226 S. Motavallizadeh, A. Fallah-Tafti, S. Maleki, A. N. Shirazi, M. Pordeli, M. Safavi, S. K. Ardestani, S. Asd, R. Tiwari, D. Oh, A. Shafiee, A. Foroumadi, K. Parang and T. Akbarzadeh, Synthesis and evaluation of antiproliferative activity of substituted N-(9-oxo-9H-xanthen-4-yl)benzenesulfonamides, *Tetrahedron Lett.*, 2014, **55**, 373–375.
- 227 X. Fei, M. Jo, B. Lee, S. B. Han, K. Lee, J. K. Jung, S. Y. Seo and Y. S. Kwak, Synthesis of xanthone derivatives based on alpha-mangostin and their biological evaluation for anti-cancer agents, *Bioorg. Med. Chem. Lett.*, 2014, **24**, 2062–2065.
- 228 D. Giallombardo, A. C. Nevin, W. Lewis, C. C. Nawrat, R. R. A. Kitson and C. J. Moody, Synthesis of toxylloxanthone B, *Tetrahedron*, 2014, **70**, 1283–1288.
- 229 T. S. Ehianeta, S. Laval and B. Yu, Bio- and chemical syntheses of mangiferin and congeners, *BioFactors*, 2016, **42**, 445–458.
- 230 X. Wei, D. L. Liang, M. H. Ning, Q. Wang, X. B. Meng and Z. J. Li, Semi-synthesis of neomangiferin from mangiferin, *Tetrahedron Lett.*, 2014, **55**, 3083–3086.
- 231 Y. Fujimoto, Y. Watabe, H. Yanai, T. Taguchi and T. Matsumoto, An Efficient Isoprenylation of Xanthenes at the C1 Position by Utilizing Anion-Accelerated Aromatic Oxy-Cope Rearrangement, *Synlett*, 2016, **27**, 848–853.
- 232 O. Talhi and A. M. S. Silva, Organic Synthesis of C-Prenylated Phenolic Compounds, *Curr. Org. Chem.*, 2013, **17**, 1067–1102.
- 233 R. S. Wang, R. D. Chen, J. H. Li, X. Liu, K. B. Xie, D. W. Chen, Y. Peng and J. G. Dai, Regiospecific Prenylation of Hydroxyxanthenes by a Plant Flavonoid Prenyltransferase, *J. Nat. Prod.*, 2016, **79**, 2143–2147.
- 234 X. Li, Y. Wu, Y. Y. Wang, Q. D. You and X. J. Zhang, 'Click Chemistry' Synthesis of Novel Natural Product-Like Caged Xanthenes Bearing a 1,2,3-Triazole Moiety with Improved Druglike Properties as Orally Active Antitumor Agents, *Molecules*, 2017, **22**, 1834.
- 235 G. A. Kraus, T. Guney, A. Kempema, J. M. Hyman and B. Parvin, Efficient synthesis of fluorescent rosamines: multifunctional platforms for cellular imaging, *Tetrahedron Lett.*, 2014, **55**, 1549–1551.
- 236 O. A. Akrawi, H. H. Mohammed, T. Patonay, A. Villinger and P. Langer, Synthesis of arylated xanthenes by site-selective Suzuki-Miyaura reactions of the bis(triflate) of 1,3-dihydroxyxanthone, *Tetrahedron*, 2012, **68**, 6298–6304.
- 237 M. M. Lakouraj, G. Rahpaima and S. M. Mohseni, Synthesis, characterization, and biological activities of organosoluble and thermally stable xanthone-based polyamides, *J. Mater. Sci.*, 2013, **48**, 2520–2529.
- 238 V. Hasantabar, M. M. Lakouraj, E. N. Zare and M. Mohseni, Synthesis, Characterization, and Biological Properties of Novel Bioactive Poly(xanthoneamide-triazole-ethersulfone) and Its Multifunctional Nanocomposite with Polyaniline, *Adv. Polym. Technol.*, 2017, **36**, 309–319.

- 239 R. Shen, Y. Chen, Z. Li, H. Qi and Y. Wang, Synthesis and biological evaluation of disubstituted amidoxanthenes as potential telomeric G-quadruplex DNA-binding and apoptosis-inducing agents, *Bioorg. Med. Chem.*, 2016, **24**, 619–626.
- 240 D. I. S. P. Resende, P. Pereira-Terra, J. Moreira, J. Freitas-Silva, A. Lemos, L. Gales, E. Pinto, E. Sousa, P. M. d. Costa and M. M. M. Pinto, Synthesis of a Small Library of Nature-Inspired Xanthenes and Study of their Antimicrobial Activity, *Molecules*, 2020, **25**, 2405.
- 241 A. M. Waszkielewicz, A. Gunia, N. Szkaradek, K. Pytka, A. Siwek, G. Satala, A. J. Bojarski, E. Szneler and H. Marona, Synthesis and evaluation of pharmacological properties of some new xanthone derivatives with piperazine moiety, *Bioorg. Med. Chem. Lett.*, 2013, **23**, 4419–4423.