

ChemComm

Chemical Communications

Accepted Manuscript

This article can be cited before page numbers have been issued, to do this please use: A. F. Pérez-Torres, H. Kong, F. Abdi, R. van de Krol and M. Favaro, *Chem. Commun.*, 2025, DOI: 10.1039/D4CC04967E.



This is an Accepted Manuscript, which has been through the Royal Society of Chemistry peer review process and has been accepted for publication.

Accepted Manuscripts are published online shortly after acceptance, before technical editing, formatting and proof reading. Using this free service, authors can make their results available to the community, in citable form, before we publish the edited article. We will replace this Accepted Manuscript with the edited and formatted Advance Article as soon as it is available.

You can find more information about Accepted Manuscripts in the [Information for Authors](#).

Please note that technical editing may introduce minor changes to the text and/or graphics, which may alter content. The journal's standard [Terms & Conditions](#) and the [Ethical guidelines](#) still apply. In no event shall the Royal Society of Chemistry be held responsible for any errors or omissions in this Accepted Manuscript or any consequences arising from the use of any information it contains.

COMMUNICATION

Sustainable Upgrading of Biomass: A Thermodynamic Approach to Fine-Tuning Product Selectivity for Glycerol Oxidation†

Andrés F. Pérez-Torres^{a,b}, Heejung Kong^{a,b}, Fatwa F. Abdi^c, Roel van de Krol^{a,b}, and Marco Favaro^{*a}Received 00th January 20xx,
Accepted 00th January 20xx

DOI: 10.1039/x0xx00000x

Calculated thermodynamic properties for the electrochemical glycerol oxidation at different temperatures and potentials indicate that external applied bias has a more significant influence on reaction selectivity than temperature.

Fossil fuel-derived hydrocarbons are central to the global economy, serving as the primary energy source for various industrial sectors and the main source of commodity chemicals¹. However, their use results in significant CO₂ emissions, greatly contributing to global warming and environmental pollution. While substantial progress has been made in harnessing solar, wind, and geothermal energy, these sources cannot provide the organic carbon essential for the chemical industry. Consequently, alternative energy and renewable carbon sources are urgently needed for the chemical industry. Hybrid electrolysis—where biomass oxidation at the anode is coupled with the hydrogen evolution reaction (HER) at the cathode—enables the simultaneous, efficient production of essential carbon and hydrogen². This is particularly interesting given the substantial production of biomass waste; it is estimated that worldwide production of biomass waste amounts to around 100–400 gigatons per year (Gt/y)³. Assuming a carbon content of 50% and a global production of 140 Gt/y, the complete conversion of biomass waste to fuels and chemicals (by carbon content) could exceed the global demand for these goods by a factor of 45–300, depending on the product³. Among the different biomass valorisation procedures (usually oxidation reactions), electrocatalytic valorisation is emerging as a sustainable approach over thermochemical processes due to milder reaction conditions, less waste

generation, and the possibility of better selectivity control for the production of chemicals and fuels^{1,3,4,5}. Glycerol has drawn significant attention from academia and industry because it is an abundant and low-cost biomass-derived molecule that can be transformed into different C₃, C₂, and C₁ compounds. Several of these products are widely used in the pharmaceutical, food, and cosmetics industry, reaching prices significantly higher than the starting material⁶. For example, glyceric acid (GLAC) and dihydroxyacetone (DHA) can reach prices of 3290 and 702 €/g, while purified glycerol costs around 1.19 €/g⁷. Despite promising advances reported thus far, the electrochemical glycerol oxidation reaction (GOR) currently lacks the necessary selectivity required for its practical deployment. The limitation comes from the complex reaction pathway, where several different products can be obtained by the transfer of a small number of electrons during the oxidation process (Table 1).

Table 1. Stoichiometry of the considered glycerol oxidation reactions for the formation of 1 mol of product and the number of electrons transferred (n)

Product	Total reaction	n
Dihydroxyacetone (DHA)	$C_3H_8O_3 \rightarrow H_2 + C_3H_6O_3$	2
Glyceraldehyde (GLAD)	$C_3H_8O_3 \rightarrow H_2 + C_3H_6O_3$	2
Lactic acid (LAC)	$C_3H_8O_3 \rightarrow H_2 + C_3H_6O_3$	2
Glyceric acid (GLAC)	$C_3H_8O_3 + H_2O \rightarrow 2H_2 + C_3H_6O_4$	4
Hydroxypyruvic acid (HPAC)	$C_3H_8O_3 + H_2O \rightarrow 3H_2 + C_3H_4O_4$	6
Tartronic acid (TAC)	$C_3H_8O_3 + 2H_2O \rightarrow 4H_2 + C_3H_4O_5$	8
Mesoxalic acid (MESAC)	$C_3H_8O_3 + 2H_2O \rightarrow 5H_2 + C_3H_2O_5$	10
Glycolaldehyde (GCAD)	$2/3 C_3H_8O_3 \rightarrow 2/3 H_2 + C_2H_4O_2$	4/3
Acetic acid (AcOH)	$2/3 C_3H_8O_3 \rightarrow 2/3 H_2 + C_2H_4O_2$	4
Glycolic acid (GAC)	$2/3 C_3H_8O_3 + H_2O \rightarrow 5/3 H_2 + C_2H_4O_3$	10/3
Glyoxylic acid (GLYX)	$2/3 C_3H_8O_3 + H_2O \rightarrow 8/3 H_2 + C_2H_2O_3$	16/3
Oxalic acid (OXAC)	$2/3 C_3H_8O_3 + 2H_2O \rightarrow 11/3 H_2 + C_2H_2O_4$	22/3
Formic acid (FAC)	$1/3 C_3H_8O_3 + H_2O \rightarrow 4/3 H_2 + CH_2O_2$	8/3
Carbon dioxide (CO ₂)	$1/3 C_3H_8O_3 + H_2O \rightarrow 7/3 H_2 + CH_2O_2$	14/3
Oxygen (O ₂)	$2H_2O \rightarrow 2H_2 + O_2$	4

Important aspects for understanding the process, optimizing the reaction conditions, and designing the catalyst are the thermodynamic parameters of the reaction. However, despite the quite significant body of research performed on the GOR, there is a notable gap in the literature regarding the Gibbs free energy of reaction ($\Delta_R G$), the enthalpy of reaction ($\Delta_R H$), and the reversible potential (E_{rev}) of the aforementioned oxidation pathways (Table 1). To calculate these values, the Gibbs free energy and enthalpy of formation ($\Delta_f G$ and $\Delta_f H$, respectively) of the different molecules is needed, but this information is only

^a Institute for Solar Fuels, Helmholtz-Zentrum Berlin für Materialien und Energie GmbH, Hahn-Meitner-Platz 1, 14109 Berlin, Germany.

^b Institut für Chemie, Technische Universität Berlin, Straße des 17. Juni 124, 10623 Berlin, Germany.

^c School of Energy and Environment, City University of Hong Kong, 83 Tat Chee Avenue, Kowloon, Hong Kong S.A.R., China.

* Authors to whom correspondence should be addressed: A. F. Pérez-Torres: andres.perez_torres@helmholtz-berlin.de; M. Favaro: marco.favaro@helmholtz-berlin.de

† Supplementary Information available: [thermodynamic data, viscosity, density, and diffusivity for glycerol and GOR products at different temperatures and concentration]. See DOI: 10.1039/x0xx00000x



available for glycerol (GLY), AcOH, GAC, FAC, CO₂, H₂, and O₂^{7,8}. Furthermore, these data are usually computed for the molecules in their pure form at standard state conditions (298.15 K and 1 bar, referred as $\Delta_f G^\circ$ and $\Delta_f H^\circ$), even though the reactions are performed in water at different temperatures. Consequently, it is often not possible to calculate the thermodynamic properties of most reactions. Even if estimation is feasible, ignoring the effects of water solvation and temperature variations may lead to erroneous values.

Recently, Ebeling *et al.*⁷ reported the thermodynamic properties of common GOR products. The reactions were modelled at infinite dilution in water at room temperature (298.15 K), using a combination of group additivity methods and machine learning. In this paper, we estimate the thermodynamic properties of various GOR at 1 bar, pH = 0 (meaning fully protonated species) and for temperatures ranging from 25 °C to 80 °C. Additionally, glycolaldehyde (GCAD), a major GOR product from BiVO₄ photoanodes^{9,10}, is included in our calculations. The calculations were performed using a combination of information from databases, group additivity method (GANI)¹¹ and thermodynamic models available in ASPEN Plus¹². The selected thermodynamic models (NTRL-NTH, NTRL-HOC, NTRL-RK, UNIF-DMD, WILS-NTH) were used to account for the effects of water solvation at infinite dilution and the change of temperature on the Gibbs energy of formation ($\Delta_f G$) and enthalpy of formation ($\Delta_f H$) for all molecules, except for H₂, O₂, and CO₂. The properties of the latter were calculated in the gas phase, while considering non-ideal behaviour. The group additivity method was used to compute quantities only for molecules not reported in the database available in ASPEN Plus (Table S1).

$\Delta_f G$ for each molecule at different temperatures (T) was calculated using Eq. 1 and Eq. 2:

$$\Delta_f G(T) = \Delta_f G^{ideal} + \Delta G^E(T) \quad \text{Eq. 1}$$

$$\Delta_f G^{ideal} = \Delta_f H^{ideal} - T\Delta S^{ideal} \quad \text{Eq. 2}$$

Here, $\Delta_f G^{ideal}$ corresponds to the Gibbs free energy of formation of the molecule as an ideal gas, whereas ΔG^E is the excess Gibbs free energy, calculated from the thermodynamic models. ΔG^E accounts for the non-ideal behaviour of the molecules in water at infinite dilution, and in the gas phase, at different temperatures. $\Delta_f G^{ideal}$ is calculated at standard state conditions by considering the contributions of the change of enthalpy of formation of the ideal gas (only dependant on the product, $\Delta_f H = 0$ for elements in their standard state) and the change of entropy of the ideal gas (where both reactant and product contributions are considered, $S \neq 0$ for elements and molecules in their standard state). Different from other data reported in the literature⁷, our model includes this entropic contribution in estimating $\Delta_f G^{ideal}$, which we believe will increase the accuracy of the results.

To select the most appropriate model, we calculated $\Delta_f G^\circ$ for the GOR products and compared them with experimental values tabulated in the literature (Table S2). Note that $\Delta_f G^\circ$ was calculated using Eq. 1 for temperature and pressure at standard state conditions. All the models, except for NTRL-HOC, give

similar results with <1% variation among themselves and <5% difference compared to the experimental values (Table S3 and S2, respectively). For the case of NTRL-HOC, parameters needed for the calculations were not available in ASPEN Plus, so we were unable to calculate the thermodynamic properties of several molecules. Based on these results, we chose the NTRL-NTH model for further calculations. The determined $\Delta_f G^\circ$ for the possible products of GOR and the reaction pathways are reported in Figure 1. The process can be described as an inner sphere reaction, in which the adsorption mode and site(s) on the catalyst surface leads to different C₃ products. These products can be further oxidized to C₂ and C₁ products by different coupled C-C breaking reactions, including further oxidation by a desorption/re-adsorption process, a continuous reaction at the surface, or a combination of both. Despite the chemical similarity of the three hydroxyl groups present in glycerol, the product varies depending on which group is oxidized. Additionally, the presence of non-electrochemical steps¹³ further complicates the reaction pathway. As a result, achieving high selectivity for a specific product through GOR is challenging. Note that $\Delta_f G^\circ$ becomes more negative as we move toward more oxidized molecules containing the same number of carbon atoms. This indicates that the formation of more oxidized species is favoured in contrast to the reduced ones, except for the case of GLAD and DHA. As will be discussed in the following paragraphs, selectivity is highly dependent on the oxidation level of the product molecule. However, this does not guarantee that the reaction will proceed spontaneously under all conditions of temperature and pressure.

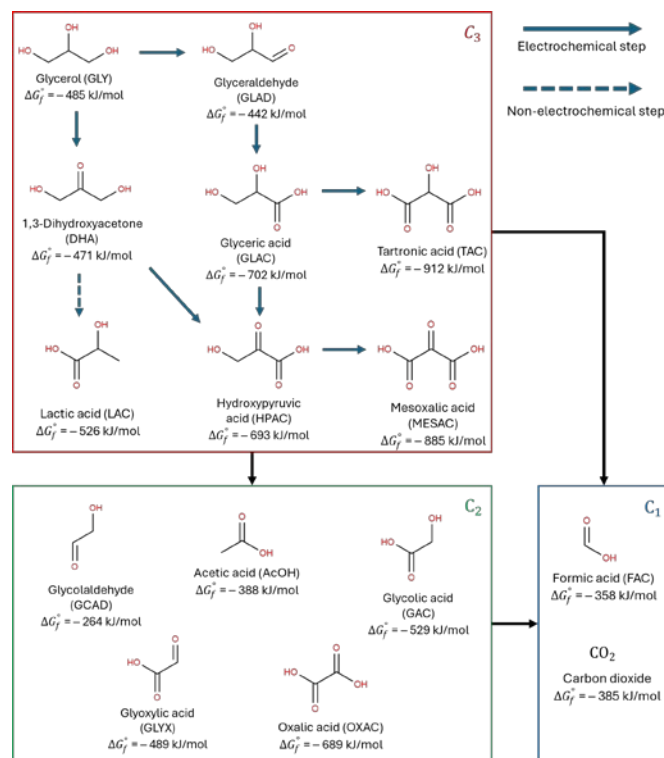


Figure 1. Reaction pathway for the possible products of electrochemical glycerol oxidation, including the standard Gibbs free energy of formation ($\Delta_f G^\circ$) calculated at 298.15 K and 1 bar at infinite dilution in water.



$\Delta_R G$ was calculated using Eq. 3, following the stoichiometry depicted in Table 1 and the values determined for $\Delta_f G$ (Table S4). Eq. 4 was used to calculate the reversible potential (E_{rev}) based on the $\Delta_R G$; n is the number of electrons transferred in the reaction and F is the Faraday constant (96,485 C/mol). For the sake of simplicity and ease of comparison between the different products, we only calculated $\Delta_R G$ and E_{rev} for the direct conversion of glycerol to the selected products, without considering possible intermediates in the process.

$$\Delta_R G(T) = \sum_{i=1}^N \nu_i \Delta_f G_i(T) \quad \text{Eq. 3}$$

$$E_{rev}(T) = \frac{\Delta_R G(T)}{nF} \quad \text{Eq. 4}$$

Figure 2 shows the calculated E_{rev} values for the different GOR products at various temperatures. The results indicate that most of the reactions are endergonic, requiring an energy input to sustain them. Nonetheless, all required E_{rev} values are significantly lower than that for the oxygen evolution reaction (OER). The production of GCAD requires the highest E_{rev} . However, even in this scenario, a 62% reduction in E_{rev} compared to the OER is achievable. The decrease in E_{rev} to produce other GOR products is between 86-97% that of OER. Indeed, the lower energy requirement of GOR has facilitated the development of unassisted PV-hybrid electrolyzers¹⁴ and bias-free photoelectrochemical reactors¹⁵, achieving higher current densities and figures of merit compared to those of water-splitting electrolyzers.

Notably, the conversion processes of GLY to LAC and AcOH are spontaneous, suggesting that no energy input would be required for the reactions to occur. However, even though the formation of these molecules is thermodynamically favourable (exergonic), they are rarely reported as products in experimental studies, and the processes likely require an external energy input due to sluggish kinetics. In this context, it is important to note that the reported data are purely thermodynamic, and the electro-kinetics of each process are not considered. A competition between thermodynamic and kinetic control over the reaction likely plays a major role in defining the selectivity of the reaction. Additionally, other factors are not taken into account, for instance the electrolyte-solute interaction (reported to affect selectivity and activity^{9,16}), the effect of the double layer on the electrocatalytic activity¹⁷, the mass transport and hydrodynamics around the working electrode (known to affect the selectivity¹⁸), and the interaction/adsorption modes (which plays a role in selectivity¹³). Despite the limitations of our model, the thermodynamic data reported in this work provide general trends that are reflected in experimental results and can be used to study the effect of different reaction conditions on selectivity.

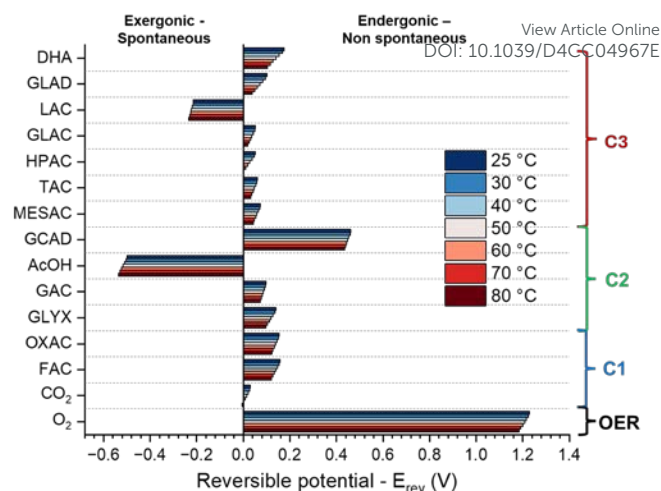
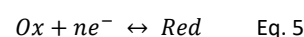


Figure 2. Reversible potential (E_{rev}) at different temperatures for the oxidation of glycerol to different products (values can be found in Table S5).

When considering the effect of temperature, the gradual decrease in E_{rev} with increasing temperature reflects the endergonic nature of most reactions, except for LAC and AcOH (see $\Delta_R H$ in Table S6). By Le Chatelier's principle, the reaction equilibrium will be displaced toward products at higher temperatures and the magnitude of the change is directly proportional to the $\Delta_R H$. Thus, at higher temperatures a lower applied bias is needed to achieve the same current density and conversion rate of glycerol. However, our calculations show that the relative difference in E_{rev} for the different products scales by about the same factor with temperature, and thus does not favour the formation of one product over the other. Consequently, from the thermodynamic perspective, temperature has no significant effect on selectivity. Notably, the oxidation of glycerol to CO₂ becomes spontaneous at 80 °C, which may account for the experimental observations of increased CO₂ production at elevated temperatures¹.

In addition to temperature, the applied potential (E_{app}) is another crucial parameter that can be adjusted to tune the selectivity of the GOR. The relation between potential and product concentrations is described by the Nernst equation (Eq. 6). When an external potential is applied to an electrochemical cell, the system is swept away from its equilibrium conditions and a new composition is achieved. This new composition will be dictated by the reaction quotient (Q): the smaller the value of Q , the higher the concentration of oxidation products (Eq. 5 and Eq. 7). To study the effect of different potentials on selectivity, we calculated Q using the Nernst equation and the number electrons necessary to produce 1 mol of oxidation product. For ease of interpretation, the natural logarithm of Q ($\ln Q$) is displayed for the different products at different potentials in Figure S1.



$$E = E^\circ - \frac{RT}{nF} \ln Q \quad \text{Eq. 6}$$

$$Q = \frac{[Red]}{[Ox]} = \frac{[GLY]}{[products]} \quad \text{Eq. 7}$$



The results suggest that product selectivity is influenced more by E_{app} than T . When no potential is applied ($E_{\text{app}} = 0$) i.e. at chemical equilibrium, most of the reactions are non-spontaneous and Q (in this case K_{eq}) is displaced towards the reactants ($\ln K_{\text{eq}} > 0$), except for the case of LAC and AcOH. At more positive potentials all the reactions shift toward the formation of products ($\ln Q < 0$, Figure S2), but the extent of the shift is strongly influenced by the number of electrons involved in the reaction. The value of $\ln Q$ decreases by a proportionality constant of $-nF/RT$ (or $-n/0.0257 \text{ V}^{-1}$) per volt of applied potential to the anode. For DHA, GLAD, LAC, GCAD, and AcOH, the shift to products is small compared to other molecules because only 1-2 electrons are involved in the reaction (Figures S1 and S2). In contrast, when more electrons are involved in the reaction, such as in the production of more oxidized molecules, Q is largely shifted toward the products with applied potential (Figures S1 and S2). This is the case of C_3 products going from DHA to MESAC, C_2 products from GCAD to OXAC, and even C_1 products comparing FAC with CO_2 . These results may help to rationalize many experimental results where there is a selectivity shift or the formation of more oxidized molecules at higher applied potentials¹⁹.

In conclusion, we found that the temperature has only a limited effect on the thermodynamics of the reaction, although a higher temperature help reducing the external energy input (i.e. the applied bias). However, this comes at the expense of the selectivity, since the complete mineralization of glycerol to CO_2 is favoured by higher reaction temperatures. On the other hand, the effect of the applied potential on selectivity is significantly larger: as expected, increasing the applied bias favours the production of highly oxidized molecules due to the more efficient transfer of a higher number of electrons. Note that our calculations take into account only the thermodynamic aspect of GOR. However, the selectivity reported in experimental reports is likely due to the combination of the reaction thermodynamics and kinetics over the selected (photo)catalytic system.

The thermodynamic data reported in this study can be used in multiphysics modelling of hybrid (photo)electrolyzers in which the GOR constitutes the anodic process. For this reason, solution properties of glycerol and the different GOR products considered in this work have been calculated as a function of temperature and are available in Supplementary Note 1 (viscosities and densities) and Supplementary Note 2 (diffusion coefficients). Our calculation method is applicable to the investigation of other biomass oxidation reactions where the molecular structure of the products is known.

Conflicts of interest

There are no conflicts to declare.

Acknowledgements

This work was supported by the European Innovation Council (EIC) via OHPERA (grant agreement 101071010) and PH2OTOGEN (grant agreement 101137889) projects.

Data availability

The data that support the findings of this study are available in the Supplementary Information. Additionally, the calculated values for viscosity, density, and diffusion coefficient of glycerol and GOR products as a function of temperature can be downloaded as .xlsx files.

Notes and references

- J. Carneiro and E. Nikolla, *Annu. Rev. Chem. Biomol. Eng.*, 2019, **10**, 85–104.
- J. Ma, X. Wang, J. Song, Y. Tang, T. Sun, L. Liu, J. Wang, J. Wang and M. Yang, *Angew. Chem. Int. Ed.*, 2024, **63**, e202319153.
- F. W. S. Lucas, R. G. Grim, S. A. Tacey, C. A. Downes, J. Hasse, A. M. Roman, C. A. Farberow, J. A. Schaidle and A. Holewinski, *ACS Energy Lett.*, 2021, **6**, 1205–1270.
- T. Werpy and G. Petersen, *Top Value Added Chemicals from Biomass: Volume I -- Results of Screening for Potential Candidates from Sugars and Synthesis Gas*, National Renewable Energy Lab. (NREL), Golden, CO (United States), 2004.
- Z.-H. Zhang, Z. Sun and T.-Q. Yuan, *Trans. Tianjin Univ.*, 2022, **28**, 89–111.
- G. Dodekatos, S. Schünemann and H. Tüysüz, *ACS Catal.*, 2018, **8**, 6301–6333.
- K. M. Ebeling, D. Bongartz, S. Mürtz, R. Palkovits and A. Mitsos, *Ind. Eng. Chem. Res.*, 2024, **63**, 8250–8260.
- W. M. Haynes, Ed., in *CRC Handbook of Chemistry and Physics*, CRC Press, 95th edn., 2014.
- H. Kong, S. Gupta, A. F. Pérez-Torres, C. Höhn, P. Bogdanoff, M. T. Mayer, R. van de Krol, M. Favaro and F. F. Abdi, *Chem. Sci.*, 2024, **15**, 10425–10435.
- A. M. Hilbrands, M. K. Goetz and K.-S. Choi, *J. Am. Chem. Soc.*, 2023, **145**, 25382–25391.
- L. Constantinou and R. Gani, *AIChE J.*, 1994, **40**, 1697–1710.
- Aspen Plus | Leading Process Simulation Software | AspenTech, <https://www.aspentech.com/en/products/engineering/aspentech-plus>, (accessed September 10, 2024).
- T. Li and D. A. Harrington, *ChemSusChem*, 2021, **14**, 1472–1495.
- Z. G. Schichtl, S. K. Conlin, H. Mehrabi, A. C. Nielander and R. H. Coridan, *ACS Appl. Energy Mater.*, 2022, **5**, 3863–3875.
- J.-A. Lin, I. Roh and P. Yang, *J. Am. Chem. Soc.*, 2023, **145**, 12987–12991.
- X. Huang, Y. Zou and J. Jiang, *ACS Sustain. Chem. Eng.*, 2021, **9**, 14470–14479.
- P. Li, Y. Jiao, J. Huang and S. Chen, *JACS Au*, 2023, **3**, 2640–2659.
- N. B. Watkins, Z. J. Schiffer, Y. Lai, C. B. I. Musgrave, H. A. Atwater, W. A. I. Goddard, T. Agapie, J. C. Peters and J. M. Gregoire, *ACS Energy Lett.*, 2023, **8**, 2185–2192.
- M. C. Haryanto, R. Hartanto, T.-G. Vo and C.-Y. Chiang, *J. Taiwan Inst. Chem. Eng.*, 2024, **158**, 105087.



COMMUNICATION

Sustainable Upgrading of Biomass: A Thermodynamic Approach to Fine-Tuning Product Selectivity for Glycerol Oxidation†Andrés F. Pérez-Torres^{*a,b}, Heejung Kong^{a,b}, Fatwa F. Abdi^c, Roel van de Krol^{a,b}, and Marco Favaro^{*a}Received 00th January 20xx,
Accepted 00th January 20xx

DOI: 10.1039/x0xx00000x

Data availability

The data that support the findings of this study are available in the Supplementary Information. Additionally, the calculated values for viscosity, density, and diffusion coefficient of glycerol and GOR products as a function of temperature can be downloaded as .xlsx files.

^a Institute for Solar Fuels, Helmholtz-Zentrum Berlin für Materialien und Energie GmbH, Hahn-Meitner-Platz 1, 14109 Berlin, Germany.

^b Institut für Chemie, Technische Universität Berlin, Straße des 17. Juni 124, 10623 Berlin, Germany.

^c School of Energy and Environment, City University of Hong Kong, 83 Tat Chee Avenue, Kowloon, Hong Kong S.A.R., China.

* Authors to whom correspondence should be addressed: A. F. Pérez-Torres: andres.perez_torres@helmholtz-berlin.de; M. Favaro: marco.favaro@helmholtz-berlin.de

† Supplementary Information available: [thermodynamic data, viscosity, density, and diffusivity for glycerol and GOR products at different temperatures and concentration]. See DOI: 10.1039/x0xx00000x

