

Cite this: *Energy Adv.*, 2024,
3, 741

Recent trends on the application of phytochemical-based compounds as additives in the fabrication of perovskite solar cells

Naomy Chepngetich,^a Gloria M. Mumbi,^a Getnet Meheretu M.,^{ab}
Koech K. Richard,^{id} *^a Geoffrey K. Yegon,^a Sarah C. Chepkwony,^c
Charles Rono K.,^d Dahiru Sanni,^e Abdulhakeem Bello^{fg} and Esidor Ntsoenzok^h

Perovskite solar cells (PSCs) are promising photovoltaic systems that hold the capacity to bring about a paradigm shift within the field of renewable energy. They possess exceptional photophysical properties, and their advancement is accelerating because of multidimensional research initiatives. Nevertheless, PSCs are faced with the challenges of non-radiative recombination power losses and rapid degradation in performance. These problems are mainly engendered by defects that form during the perovskite crystallization. Among the many ways to address these issues are compositional engineering, architectural modification, control of deposition parameters, solvent engineering, doping, use of additives and interface engineering. Incorporating additives into the perovskite layer is an easy and effective approach to enhance both their photophysical characteristics and resistance to degradation. As PSC additives, natural products, including phytochemicals, are gaining popularity due to their low cost and environmental friendliness. This review provides a survey on the use of natural products as additives in PSCs with particular emphasis on phytochemicals. It also highlights the roles of phytochemical-based additives in modulating the optoelectronic and degradation resistance properties of perovskite films through control of the crystallization dynamics, defect passivation and structural stabilization. Focus has been given to the functional groups in these phytochemical-based additives and how they interact with the perovskite components through hydrogen-bonding, coordination with uncoordinated ionic/atomic species and scavenging of free radicals. Overall, the use of phytochemical-based additives could enhance the performance and stability of PSCs and accelerate their commercialization.

Received 13th January 2024,
Accepted 23rd February 2024

DOI: 10.1039/d4ya00025k

rsc.li/energy-advances

1. Introduction

Global energy statistics continue to report a consistent increase in energy demand, usually driven by factors such as rapid industrialization, increasing human population, rising standards of living, and advancement in information and communication technology.¹ In order to meet the rising energy

demand in a sustainable manner, a shift from conventional fossil-fuel-based energy resources to abundant renewable energy resources has been emphasized.^{2–6} The utilization of renewable and low-carbon energy resources is expected to reduce dependence on fossil fuels, mitigate climate change, ensure energy security, cushion nations against possible price fluctuations caused by disruptions of energy supplies, and guarantee sustainability.⁷

Solar energy is one of the most abundant renewable energy resources that can be harnessed to provide much-needed electrical energy through photovoltaic (PV) technology. PV technology is a promising alternative to fossil fuels owing to its rapid pace of development and reduction in manufacturing costs.⁸ Recent advancements in material science and nanotechnology, as well as numerous research initiatives aimed at enhancing solar energy conversion efficiencies and lowering production costs, have all contributed to the remarkable progress in PV technology.⁹ In line with these initiatives, different types of materials have been used as active layers (ALs) in solar

^a Department of Mathematics, Physics and Computing, Moi University, P. O. Box 3900-30100, Eldoret, Kenya^b Bahir Energy Center and Department of Physics, Bahir Dar University, Ethiopia^c Department of Chemistry, Moi University, P. O. Box 3900-30100, Eldoret, Kenya^d Department of Chemistry, Kisii University, P. O. Box 408-40200, Kisii, Kenya^e Department of Physics, Nile University of Nigeria, Nigeria^f Department of Theoretical and Applied Physics, African University of Science and Technology, Nigeria^g Centre for Cyber-Physical Food, Energy and Water Systems (CCP-FEWS), Electrical and Electronic Engineering Science, University of Johannesburg, Johannesburg, South Africa^h CEMHTI-CNRS UPR3079, France

cells. These include crystalline and amorphous silicon, cadmium telluride, copper indium diselenide, gallium arsenide, organic dyes, and perovskite materials.^{9–12} Emerging PV technologies such as dye-sensitized solar cells (DSSCs), organic photovoltaics (OPVs), and perovskite solar cells (PSCs), which are relatively cheap, are being developed and are likely to be in the forefront in addressing the global energy challenges.¹³

2. Perovskite solar cells


Perovskite solar cell (PSC) is a technology that has gained preference among the emerging PV technologies due to the remarkable increase in their power conversion efficiency (PCE) within a short period of time (3.8% in 2009 to the current achievable efficiency of 25.8%).¹⁴ They utilize a material with a

perovskite crystal structure (ABX_3) as their AL. In the structure, A is a large monovalent cation usually methyl ammonium (MA) $CH_3NH_3^+$, formamidinium (FA), $NH_2CH=NH_2^+$, and cesium (Cs^+), B is a divalent cation (Pb^{2+} or Sn^{2+}), and X is a halide anion (I^- , Br^- , Cl^-).^{14–16} The ionic radii of the various materials control the Goldschmidt's tolerance factor (t) and the octahedral factor (μ), which determine whether a particular mixture of materials can form a perovskite crystal structure or not.¹⁶ The ABX_3 crystal structure of a hybrid organic–inorganic perovskite is shown in Fig. 1. Perovskite materials, made of organic and inorganic compounds, are good light absorbers and transform sunlight effectively into electrical energy.^{17,18} They exhibit excellent properties such as controllable band gaps, small Urbach energies, low defect densities, long charge carrier diffusion lengths, high dielectric constants, and low exciton binding energies.^{19,20}



Naomi Chepngetich

Ms Naomi Chepngetich is an MSc student at the Department of Mathematics, Physics and Computing of Moi University in Kenya. She holds a BEd (Sci) degree in physics and mathematics from University of Eldoret, Kenya. Her research interest is in the development of sustainable photovoltaic systems as renewable energy sources. She is a recipient of the World Bank Group Scholarship through the African Centre of Excellence (ACE II)–Phytochemicals, Textile & Renewable Energy (PTRE)–Moi University. Naomi's long-term goal is to mentor more young girls to become physicists in future.



Gloria M. Mumbi

Ms Gloria M. Mule is an MSc student at the Department of Mathematics, Physics and Computing of Moi University in Kenya. She holds a BSc degree in physics and her research interest is in computational physics and its applications in renewable energy technologies. She is currently studying the effects of additives on the optoelectronic properties of mixed halide perovskites for solar cell applications. Gloria's long-term goal is to contribute to the development of affordable renewable energy systems.



Getnet Meheretu M.

Mr Getnet Meheretu is an assistant professor and a PhD student in Sustainable Energy Engineering at Bahir Dar University in Ethiopia. He holds an MSc in Physics and Photonics. His research interests include photonics and photovoltaic materials. He is currently working on the effects of additives on the performance of perovskite solar cells.



Koech K. Richard

Dr Richard Koech holds a PhD degree in material science and engineering from African University of Science and Technology (AUST)–Abuja, Nigeria, and an MSc degree in Physics (Renewable energy) from Moi University, Kenya. He was a visiting researcher at Higgin's laboratory in Worcester Polytechnic Institute (WPI) (2019–2021). He is a lecturer in the department of mathematics, physics and computing of Moi University, Kenya (2014–date). His research interest is on materials for applications in solar cells, light emitting diodes and energy (LEDs) storage devices. Dr Koech's current focus is on the role of additives in the optoelectronic properties and performance of perovskite solar cells and LEDs.



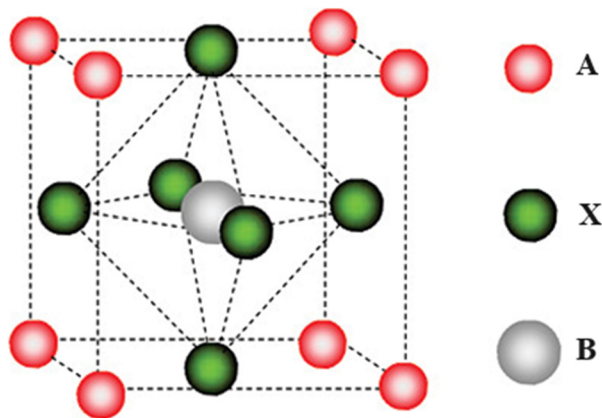


Fig. 1 Crystal structure of a perovskite; reproduced from ref. 15 with permission from American Chemical Society, Copyright [2009].

2.1 Structure, properties, and working principle of PSCs

A perovskite layer, acting as the AL in PSCs, is usually sandwiched between two charge transport layers (CTLs) with electrodes on either side.¹⁸ In this arrangement, the AL absorbs the incident sunlight and generates charge carriers, which are separated and transported *via* the CTLs to their corresponding electrodes.¹⁸ This PV technology has become a game changer in PV research on account of several factors. First, their effectiveness in converting sunlight into electricity is quite remarkable and is expected to outperform the crystalline silicon-based

technology, which has long been in the PV market. Also, because their optoelectronic properties can be changed, they can be made to absorb a wider range of solar radiation. This makes them the best candidates for next-generation photovoltaics.²¹ Furthermore, unlike the energy-intensive crystalline silicon-based PV technologies, PSCs can be fabricated easily using low-temperature solution-based processes that can easily be scaled up.²² This intrinsic cost efficiency might make solar energy more inexpensive and available to more consumers. PSCs' ability to be fabricated on flexible substrates is another notable feature that makes them very useful for applications in flexible, semi-transparent solar panels, integrated construction materials, and lightweight portable gadgets.²³ PSCs can be designed with different device architectures, namely the mesoscopic (mesoporous) structure and planar structures. In the planar configuration, the intrinsic absorber layer is sandwiched between a compact electron transport material (ETM) and the hole transport material (HTM). In the mesoscopic structure, a mesoporous material is deposited on the ETM before the deposition of the AL. These structures can further be categorized into an n-i-p (regular) structure, where light is incident from the ETM side, or a p-i-n (inverted) structure, where light is incident from the HTM side.^{24,25} The different PSC device architectures are illustrated in Fig. 2.

Therefore, a PSC is a device with a multi-layered structure, made *via* a step-by-step process that starts with substrate and precursor preparation, and ends with the deposition of the last electrode, as summarized in Fig. 3. The structure and material properties of the various layers that make up the device have a significant impact on the charge carrier dynamics, which influences the performance of PSCs.^{26–30} They control the values of the series resistance (R_s), the shunt resistance (R_{sh}) and the interfacial band offsets, which are linked to the non-radiative power losses that greatly affect the values of the saturation current density (J_{sc}), open circuit voltage (V_{oc}), fill factor (FF), and power conversion efficiency (PCE) of the PSC device.^{31,32} R_s , R_{sh} , and the interfacial band offsets are related to the bulk and surface properties of the thin film, which are determined by the film homogeneity, surface coverage, surface roughness, the presence of defects, and the surface work function.^{33,34} Improving the film quality of the different layers and reducing the interfacial energy mismatch is therefore the best strategy to achieve higher PCEs in PSCs.

Various strategies, which include compositional engineering, solvent engineering, architectural control, controlling the deposition conditions, doping, use of additives, and interface engineering, have been explored to improve the crystal quality and morphology of the films of the different components of PSCs.^{27,35–39} With all these strategies, good progress has been achieved with regards to the PCE of PSCs, though the defect-mediated recombination losses limit it below what is theoretically achievable.^{40,41} Despite this remarkable progress, stability remains the main bottleneck to the commercialization of PSC technology. The performance of such devices decreases with time under exposure to environmental and measuring conditions.^{42,43} The decrease in performance is caused by



Dahiru Sanni

Dr Dahiru Sanni holds a PhD and MSc degree in Theoretical and Applied Physics from the African University of Science and Technology (AUST) Abuja, Nigeria. He also holds a Bachelor of technology degree in Physics/Electronics from the Federal University of Technology Minna (FUTMINNA) Niger State, Nigeria. After his bachelor's degree, he worked as an Assistant Lecturer in the Department of Physics Federal

College of Education (FCE) Yola, Nigeria (2009–2010) and Physics Teacher at Great Heights Academy Abuja, Nigeria (2011). Dr Sanni joined the Federal University Dutsinma (FUDMA) as a Lecturer in the Department of Physics in 2014 and Lecturer with the Nile University of Nigeria (NUN) 2018. He was a visiting scholar at Macro Technology Works in the Arizona State University (ASU) Tempe, AZ, USA (2017) and also Fellow of The French National Centre for Scientific Research (Centre national de la recherche scientifique, CNRS, Orleans, France) (2019–2020). Dahiru was a participant of the Solar Decathlon Africa, Morocco 2019. His research interests are in the areas of Materials Physics, Solar cells and Energy storage.



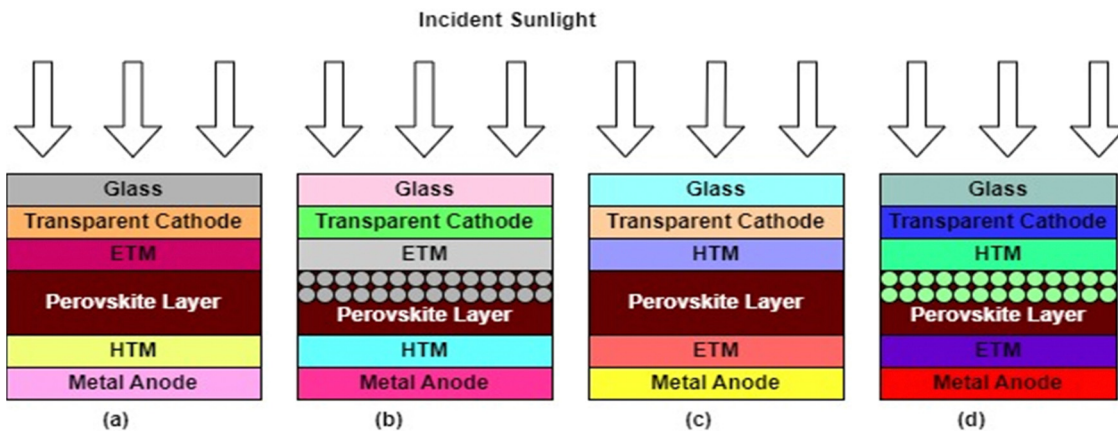


Fig. 2 PSC device architectures: (a) n-i-p planar, (b) n-i-p mesoscopic, (c) p-i-n planar, and (d) p-i-n mesoscopic.

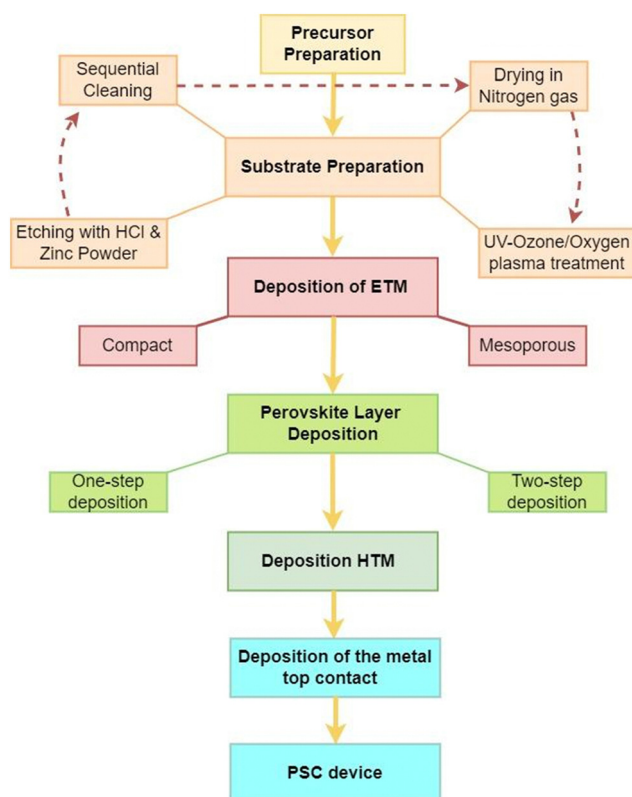


Fig. 3 A simplified procedure for the fabrication of n-i-p planar PSCs.

degradation in PSC, which has been attributed to intrinsic and extrinsic factors like lattice shrinkage, phase segregation, and morphological deformation in perovskite films due to hydration, oxidation, elemental diffusion, ion migration, exposure to UV, mechanical stress, and heat.^{44–47} The hysteresis phenomenon is another common problem in PSCs where there is a mismatch in the current density–voltage (J - V) curves under different bias conditions, scan direction, and scan rates.^{48,49} It is mainly attributed to ion migration, ferroelectricity, unbalanced charge transport, and defects induced through the electronic traps.^{50,51}

Most of these challenges in PSCs can be controlled through the proper design of the different device components to reduce the defects in the bulk and the interfaces between them.^{52,53}

The design of a perovskite AL with good bulk and surface properties is very important in improving the overall photo-physical properties and structural integrity of PSCs. It plays a critical role in improving the quality of the interface with the CTLs and is therefore important in reducing the non-radiative recombination power losses and J - V hysteresis, and improving the stability of PSCs. Research efforts geared towards decelerating the crystallization dynamics in the perovskite AL with a view to fabricating quality films with increased grain sizes, reduced grain boundaries, and improved surface coverage have been carried out.⁵⁰ These include compositional engineering, antisolvent treatment, solvent engineering, post-treatment, and incorporation of additives to the perovskite precursors.^{54–56} In recent years, more research has been done on adding additives to the photoactive perovskite layer because they play a bigger role in improving the quality of the film and the movement of charge carriers, even for large-area PSC devices. This strategy is therefore very important as efforts to scale up the fabrication process of PSCs intensify.

2.2 Role of additives in PSCs

Additives are chemicals that are often mixed into perovskite precursor solutions to help the film crystallize well. They do not always help make the perovskite crystal structure but play a significant role in the film formation process. The incorporation of additives in perovskite film serves the following purposes: first, the additives slow down the crystallization rate while the perovskite film is being grown. This improves the quality and shape of the crystals, which in turn improves their optoelectronic properties and durability.^{35,55,57,58} They can also improve the structural characteristics of perovskite films through strong chemical interactions and coordination among different cations and anions in the film, thus enhancing the PCE, stability, and reproducibility of PSCs.^{59,60} Secondly, it can improve the phase stability of the perovskite material by the suppressing phase transition at room temperature, which is



one of the major causes of instability in PSCs.^{61,62} Thirdly, additives help to passivate the defects on the surface and bulk of the perovskite film through proper coordination and bonding with uncoordinated ionic species (e.g. Pb^{2+}), which not only reduces the defect densities but also reduces ion migration. The functional groups present in the additives help in the formation of Lewis adducts with the perovskite and act as molecular cross-linkers at grain boundaries, leading to the formation of perovskite films with reduced defect densities and longer charge carrier lifetimes.^{63–65} They can also inhibit the formation of some impurities, such as metallic lead (Pb^0), that are detrimental to the performance of PSCs during crystallization of the perovskite.^{66,67} Fourthly, additives can act as dopants, thereby modulating the interfacial energetics of PSCs by altering the work function of the perovskite film.⁶⁸ This helps in reducing the energy mismatch at the interface with the CTLs, thus improving charge carrier extraction. Finally, some additives are hydrophobic and may have antioxidant properties. This will significantly increase the perovskite film's resistance to oxidation, heat, and water damage.⁶⁹ Additionally, the steric effects of additives can make the film resistant to degradation by water and oxygen and also stop phase redistribution as the film ages.^{70,71}

Some important substances that have been used as additives to change the properties of perovskite film are metal salts, nanoparticles, polymers, fullerenes and their derivatives, organic halides, inorganic salts, metal organic frameworks, and some solvents.^{59,63,72,73} The additives can be introduced into the perovskite films by mixing with the precursor solutions as anti-solvents or *via* interdiffusion. These additives have different roles in modulating the material properties of the specific component of the PSC depending on their chemical structures, the functional groups they contain, and their chemical interactions with the precursors.⁷⁴ When they are incorporated into the perovskite film in the right proportions, they can improve the optoelectronic properties by altering the defect state and defect density, surface chemistry, charge carrier mobility, and light absorption capacity of the film in a

positive way.^{75–77} Fig. 4(a) and (b) show the different categories of additives, how they are usually incorporated into the perovskite film, and the material properties of the film that they can modify.

In order to achieve a good performance, the resulting material properties of the constituent layers should ensure efficient incident light absorption, enhanced charge carrier dynamics, and improved resistance to degradation.^{26,78,79} This can be achieved through enhancement in film morphology and crystallinity, better interfacial band alignment with the CTLs, and reduction in interfacial defect density, as well as increased water repellency and increased resistance to oxidation, heat, and UV-induced degradation.⁸⁰ As a consequence, the PV parameters of the resulting PSC device will be improved, and their values will be maintained for a longer period. Fig. 5 shows the comparison of the J - V and internal power conversion efficiency (IPCE) curves for PSCs with and without poly(9,9'-bis(3'- N,N -dimethylamino)-propyl)-2,7-fluorene-*alt*-2,7-9,9'-dioctylfluorene (PFN-P1), where it is seen that the PSC with the PFN-P1 additive displays better charge carrier collection efficiency and better performance in terms of higher open-circuit voltage, V_{oc} and short circuit current density (J_{sc}) relative to their counterparts without the additive.⁵⁹

Different additives can modulate the properties of perovskite films and the J - V characteristics of PSCs to different degrees, even if they are incorporated in equal proportions. For instance, Wang *et al.* used methylammonium thiocyanate (MASCN), methylammonium acetate (MAAc), and methylammonium chloride (MACl), which are all volatile methyl ammonium salts, to change how the perovskite film crystallized.⁵⁰ They observed that the different methylamine salt additives modulated the crystal growth in perovskite films by different degrees, with perovskite films modified with MACl additives yielding quality films and PSC devices with better PCE, improved stability, and reduced hysteresis. Wang *et al.*⁷⁷ also made a PSC that worked better by adding a small molecular additive called hydrobromide additive (α -amino- γ -butyrolactone, ABL) to the perovskite film. The functional

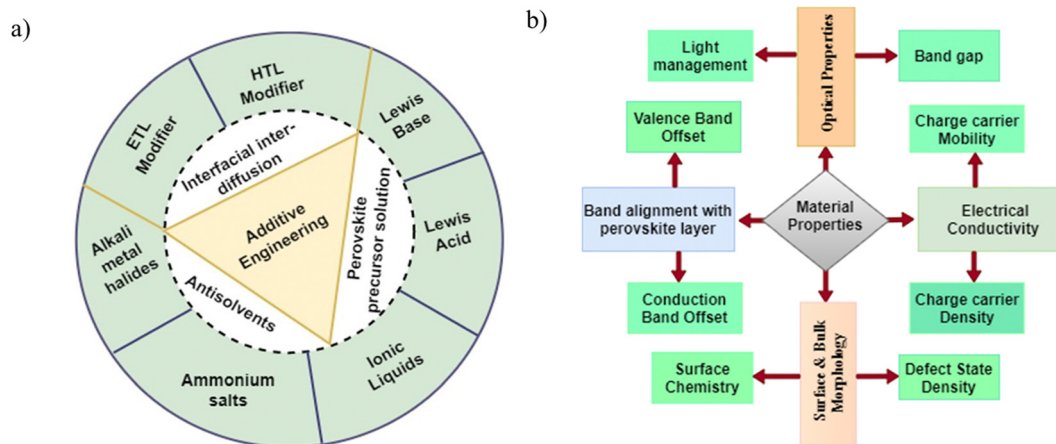


Fig. 4 (a) Categories of additives,^{59,63} and (b) targeted material properties of the perovskite film.



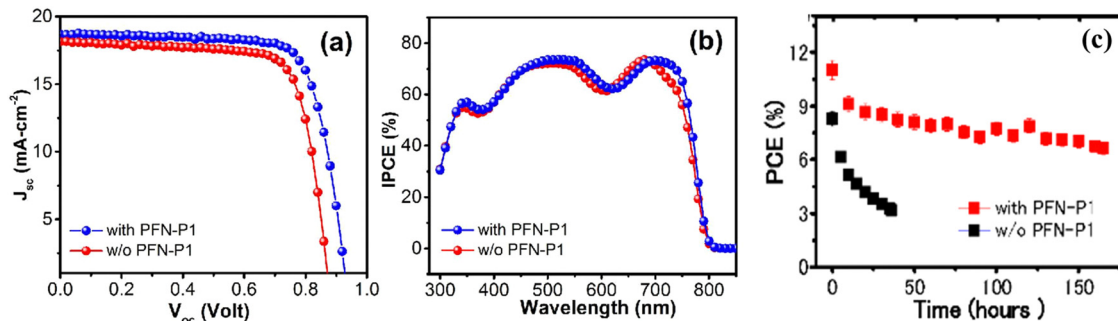


Fig. 5 (a) J - V curves and (b) IPCE curves and (c) variation in PCE under continuous illumination for PSCs with and without PFN-P1 additive reproduced from ref. 81 with permission from American Chemical Society, Copyright (2016).

groups ($-\text{NH}_2$ and $\text{C}=\text{O}$) and hydrophobic nature of the ABL additive respectively terminated the Pb^{2+} dangling bond and reduced moisture ingress in the film, leading to a reduction in non-radiative recombination power losses and moisture-induced degradation in the resulting PSC device.^{74,82} As such, additive engineering has therefore played a central role in the efforts to synergistically improve the PCE, stability, and reproducibility of PSCs.⁸³ A comprehensive review on additive engineering and its important role in PSCs has been given by Li *et al.*,⁵⁹ Zhang & Zhu,⁸⁴ and Mahapatra *et al.*,⁸⁵ and recently updated by Pereyra *et al.*⁷⁴

Recent trends in the use of additives in PSCs have shifted towards the use of natural products owing to their eco-friendliness, biocompatibility, availability, and low cost when compared to their synthetic counterparts.⁸⁶ These products have multiple functional groups that can coordinate with uncoordinated ions in perovskite films, form strong bonding interactions with atoms in the perovskite material, suppress crystal imperfections and passivate defects, and help in scavenging free radicals in the perovskite, thus improving its optoelectronic properties and degradation resistance.^{64,87} They therefore play a great role in morphological control, acting as cross-linkers at grain boundaries and modulating interfacial band alignment, thus improving charge carrier transport and collection in PSCs.

3. Natural products as additives in PSCs

Natural products have unique and diverse structural, chemical, and biological properties that are of great interest in the biomedical, industrial, and energy fields.⁸⁸⁻⁹⁰ In the field of energy, some natural products have found applications in photonics and photovoltaics.^{91,92} They include amino acids, fatty acids, vitamins, carbohydrates, keratin, cellulose, and phenolic compounds, among others.⁹³⁻⁹⁶ They can be added directly to precursor solutions to make thin films for optoelectronic devices, or they can be used indirectly as raw materials to make specific nanostructured materials.⁹⁷

Amino acids are natural products that form the basic building blocks of proteins. Carboxyl ($-\text{COOH}$) and amino ($-\text{NH}_2$)

groups are the main functional groups in these compounds. They can strongly interact with the non-coordinated ions in the perovskite film thus eliminating possible defect sources. Though different amino acid classes can have the same functional groups, they can produce different impacts on the properties of their PSCs due to differences in their steric effects that influence their coordination capabilities.⁹⁸ Hu *et al.*⁹⁹ carried out a comparative study to understand the effects of four amino acid molecules as additives (proline, glutamic acid, arginine, and glycine) on the properties and performance of blade-coated PSCs.^{98,99} They found that the arginine additive coordinated strongly with Pb^{2+} through its guanidine group, producing better passivation effects on the perovskite film, suppression of non-radiative recombination power losses, improvement in the PCE, and enhanced moisture stability in the modified PSC device. The chemical structures of the different groups of amino acids and the morphology of the different perovskite films are shown in Fig. 6. These structures have an impact on the shape and crystallinity of the perovskite films as well as the performance of the whole PSC device. Amino acids derived from plants, such as *L*-Theanine (Thea), have also been shown to be effective in improving the PCE and stability of PSCs through the promotion of nucleation and crystallization of the perovskite film, inhibition of metallic lead (Pb^0) and passivation of Pb^{2+} ions. The functional ($-\text{C}=\text{O}$ and $-\text{NH}_2$) groups present in Thea effectively reduced the non-radiative recombination of charge carriers with a consequent improvement in PSC device PCE from 22.29% to 24.58%.⁶⁶

Vitamins represent another class of natural products, with some of their members attracting applications in PSCs due to their interesting properties. For example, ascorbic acid is a water-soluble vitamin with good antioxidant properties, which is mainly found in fruits and vegetables.¹⁰⁰ Apart from their significant role in human life, they are also seen to enhance the performance and stability of PSCs. It has been shown that adding ascorbic acids to the perovskite films reduces oxidation, thus improving their stability.¹⁰¹ Uric acid, a natural antioxidant, has also been used as an additive in tin (Sn)-based PSCs, yielding useful results in terms of improving the PCE and stability.¹⁰² A summary of the use of natural biomaterials and natural molecules as additives in perovskites, their interaction mechanisms with the perovskite material, and their effects on



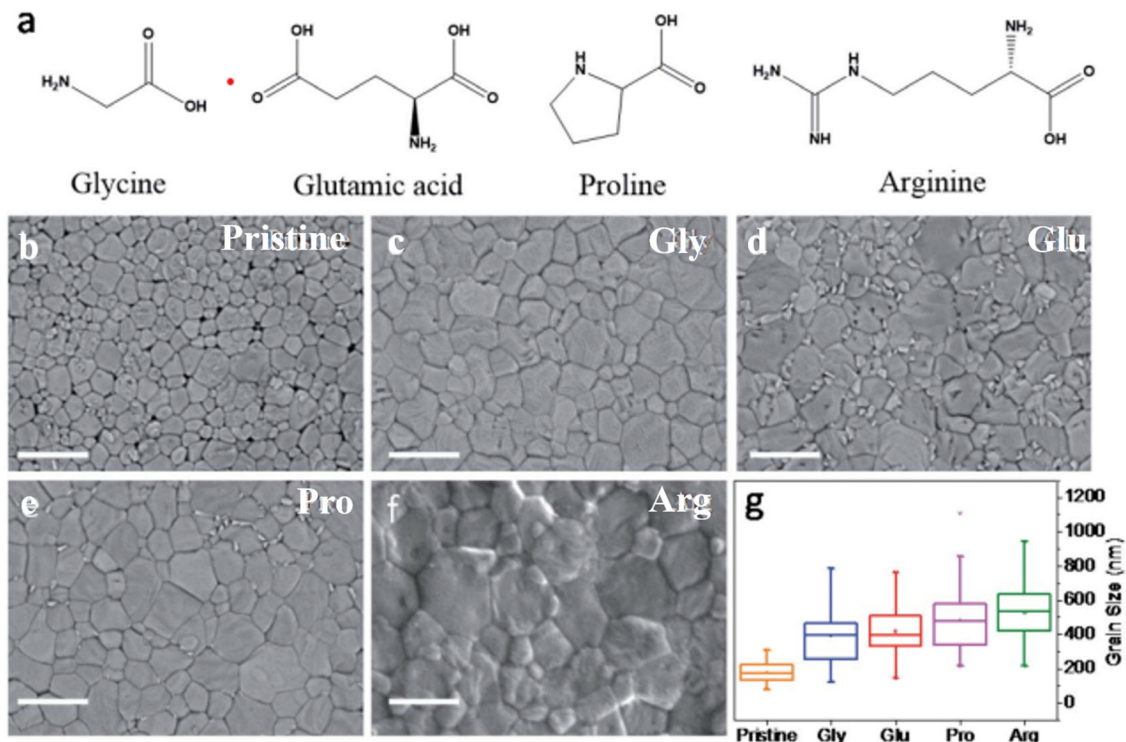


Fig. 6 (a) Chemical structures of the different amino acids and SEM images of (b) pristine and (c) glycine-, (d) glutamine-, (e) proline- and (f) argentine-modified perovskite films; (g) grain sizes of the pristine and modified perovskite films. Reproduced from ref. 99 with permission from Royal Society of Chemistry, Copyright (2021).

the performance of PSCs has been done by Chen and his team.¹⁰³ The area of natural products is broad, as it encompasses animal-derived and plant-derived products (phytochemicals). This review narrows the focus to the application of phytochemical-based natural products as additives in PSCs. By limiting the scope, a proper and in-depth analysis will be performed on the use of phytochemicals, making it easier for the reader to understand the roles of these compounds and to observe the trends in their application in PSCs.

3.1 Phytochemicals as additives in PSCs

Phytochemical-based additives are becoming more popular over the synthetic ones because they are more sustainable, environmentally friendly, and readily available. The existing literature reports, which are in the form of reviews, focus mainly on the use of synthetic additives in engineering the properties of PSCs.⁵⁹ However, literature reviews on the use of phytochemicals to guide further research in the fabrication of PSCs are yet to be reported. Therefore, a summary of the recent research articles on the use of phytochemicals as additives in PSCs is the focus of this review. Phytochemicals are compounds obtained from plant extracts as natural products.¹⁰⁴ They are classified into several broad categories or classes, which include flavonoids, carotenoids, phenols or polyphenols, glycosides, tannins, saponins, lipids, fatty acids, alkaloids, and terpenoids; based on their basic structural features, biosynthetic pathways, or biological functions.¹⁰⁵ A summary of the

major classes of phytochemicals and their percentage composition in plant extracts is given in Fig. 7.¹⁰⁶

Phytochemicals have widely been studied for their biological properties for biomedical applications. They are endowed with different functional groups, and some of them exhibit scavenging properties on free radical species such as reactive oxygen species (ROS) and reactive nitrogen species (RNS).¹⁰⁷ Quercetin, for instance, is well-known as an effective antioxidant against ROS and can have excellent stability under ultraviolet (UV) light exposure.¹⁰⁷ These properties can improve the stability in PSCs under exposure to oxygen and UV radiation. In addition, some of these phytochemicals have displayed interesting photophysical properties upon interaction with light photons, an indication that they can be useful in the field of energy.¹⁰⁸ Suwa *et al.*¹⁰⁹ used a small quantity of two commercial antioxidant phenolic compounds, 2,6-di-*tert*-butyl-4-cresol (BHT) and pentaerythritol tetrakis [3-(3,5-di-*tert*-butyl-4-hydroxyphenyl)propionate] (PTP), to make a mixed-cation lead halide PSC for photovoltaic applications. They observed that the presence of these compounds in the perovskite film reduced degradation by virtue of their ROS-scavenging capabilities. Furthermore, the interaction between O atoms in the phenolic compounds and Pb²⁺ in lead halide perovskite films helps in the formation of films with large grains, fewer grain boundaries, and a low density of defect states.¹¹⁰

Phytochemicals such as chlorophyll, anthocyanins, and their combinations have found application as light sensitizers in DSSCs due to their good photophysical properties and ability



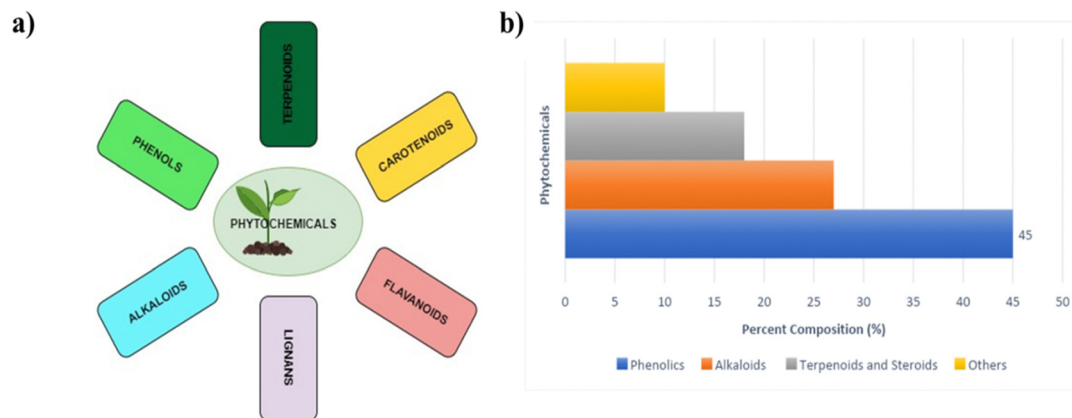


Fig. 7 (a) Major classes of phytochemicals; (b) histogram with estimates of the percent composition of the major classes of phytochemicals.

to improve light absorption in the visible region of the solar spectrum.^{111–115} This led to appreciable improvement in PCE and stability of these devices. Their applications as additives in the fabrication of PSCs is a recent development that has been found to boost the PCE and stability in PSCs.^{109,116,117} This review explores the different categories of phytochemicals that have been utilized as additives in the fabrication of PSCs. Emphasis will be placed on the chemical structures of the phytochemicals, their interaction with the ionic or atomic species in perovskite materials and how they impact on the optoelectronic properties, degradation resistance and overall performance of the fabricated PSCs.

3.1.1 Carotenes and carotenoids. These are phytochemicals that exhibit antioxidant properties and are responsible for the yellow, orange, red, or purple coloration of plants. They possess various functional groups such as hydrocarbons (C–H), carbonyls (C=O), and hydroxyls (–OH) among others, which can play important roles in engineering the properties of PSCs.¹¹⁸ These compounds include lycopene, bixin, crocin, curcumin, zeaxanthin, and fucoxanthin among others.¹¹⁹ They have mainly been used as light sensitizers in DSSCs.¹¹⁹ As of now, it is only lycopene which has found recent application as an additive in the fabrication of PSCs. The C=C bonds form the main functional groups in lycopene that interact with the components of perovskite to yield useful results. The incorporation of lycopene into the perovskite film was found to help in crystal formation, reduction in trap density state, and passivation of defects at the surface, hence improving the PCE and durability of the PSCs.¹¹⁷

3.1.2 Phenolic compounds. Another group of phytochemicals is the phenolic compounds, which have one or more phenyl rings and –OH that serves as a functional group.^{120–122} Depending on their chemical structures, these compounds can be subdivided into several classes, which are summarized in Fig. 8.

Phenolic acids exist in the form of hydroxybenzoic acid (HBA) or hydroxycinnamic acid (HCA). They include gallic acid, cinnamic acid, ferulic acid, vanillic acid, caffeic acid, and sinapic acid among others.^{121,123} Flavonoids, stilbenes, and lignans, such as catechin, anthocyanidin, hydroquinone,

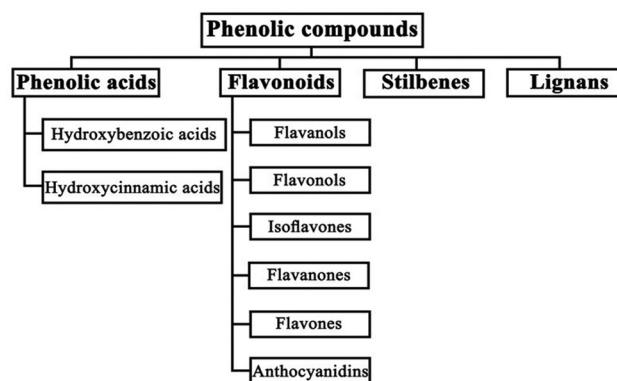


Fig. 8 Classification of phenolic compounds. Reproduced from ref. 120 with permission from Ebrahimi & Lante, Copyright (2021).

resveratrol, piceatannol, and lignins, are the other types of phenolic compounds.^{121,123} The presence of an –OH functional group in their structure gives phenolic compounds the ability to scavenge free radicals and block UV light, making them good for reducing degradation and defects in PSCs.¹²³

The application of phenolic compounds as additives in the fabrication of PSCs has been reported to improve the crystal quality as well as the antioxidant and water repellent properties of the perovskite film, with an overall improvement in PCE and stability.^{109,110} Wang *et al.* reported an improvement in the PCE and stability of tin-based PSCs by using gallic acid as a co-additive during its fabrication.¹²⁴ Usually, the addition of Sn²⁺ to the thermodynamically stable Sn⁴⁺ leads to stability issues in Sn-based PSCs. This causes additional trap states and Sn²⁺ vacancies in the perovskite film, which makes the PSC work less well. Through FTIR spectroscopy and XRD analysis, the carboxyl (–COOH) group of the gallic acid was shown to coordinate with the uncoordinated Sn²⁺ ions in the perovskite film, thereby improving its crystal quality and reducing the defect densities. The presence of gallic acid also reduced oxidation-induced degradation due to its oxygen scavenging capability. As a result, there were fewer charge carrier trapping states, and the PCE of the PSC that contained gallic acid remained stable for a



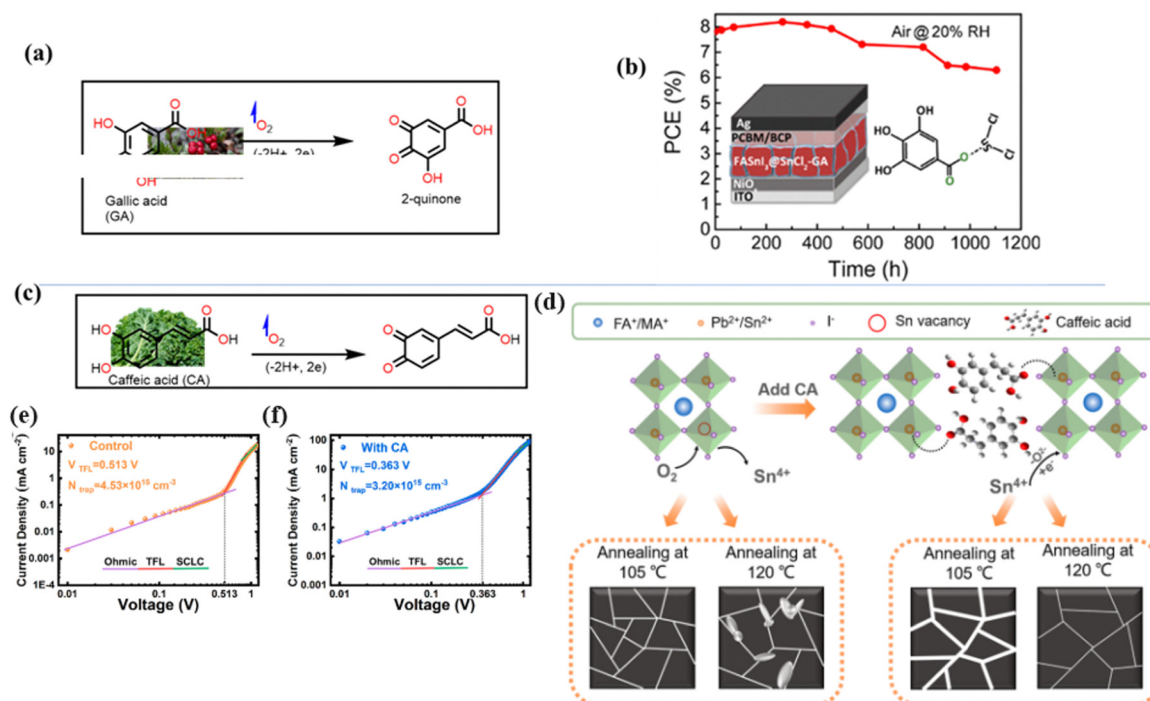


Fig. 9 (a) Structure of gallic acid and its mode of oxygen radical scavenging; (b) the coordinative interaction between gallate and SnCl_2 reprinted with permission from ref. 124, Copyright©2020, American Chemical Society, (c) structure of caffeic acid and its mode of oxygen radical scavenging; (d) coordination of caffeic acid with Sn^{4+} vacancies in the perovskite film; (e) dark I - V curve of the control device; and (f) dark I - V for the caffeic acid-modified perovskite film; (c)–(f), reproduced from ref. 125 with permission American Chemical Society, Copyright (2021).

longer time. Fig. 9(a) and (b) illustrates the respective free radical scavenging mechanisms and the coordinative effects of gallic acid on Sn^{2+} in the film, which led to the operational stability of the PSC devices. Liu *et al.*¹²⁵ added caffeic acid to the perovskite precursor solution, which improved the shape of the perovskite film by blocking defects at the grain boundaries and the surface of the film in a manner similar to that of gallic acid (Fig. 9(c) and (d)). This was supported by the observed reduction in the root mean square roughness (ΔRMS) of the film by about 6.3 nm and a reduction in defect density as seen in Fig. 9(e) and (f). This significant improvement in defect passivation was associated with the hydrogen bonding and the coordination interactions between the $-\text{COOH}$ group and the uncoordinated Pb^{2+} , Sn^{2+} ions or Sn^{4+} vacancies in the perovskite film. The overall improvement in the stability of the caffeic acid-modified PSC ($\Delta\text{PCE} = 1.59\%$) was attributed to the caffeic acid's ability to scavenge oxygen radical species through its phenolic group.

Ferulic acid has also been shown to be effective in suppressing light-induced halide segregation in perovskite films because of its ability to bring about strain relaxation. Liu and co-workers¹²⁶ incorporated *trans*-ferulic acid into a wide band gap PSC and reported a great improvement in performance. They attributed the improvement to *trans*-ferulic acid's ability to increase the perovskite crystal sizes and to stabilize the perovskite lattice structure. In one of the most recent studies, Zhang *et al.*¹²⁷ utilized flavonoids (quercetin, morin, kaempferol, and myricetin) to stabilize Sn-based PSCs. They reported

remarkable improvement in the performance of the PSC in the order of myricetin ($\Delta\text{PCE} = 0.84\%$ w.r.t. the reference pristine) $>$ quercetin ($\Delta\text{PCE} = 0.65\%$) $>$ morin ($\Delta\text{PCE} = 0.50\%$). However, the kaempferol additive decreased the PCE of PSC ($\Delta\text{PCE} = -1.02\%$). The multifunctional groups in myricetin favored interactions with the perovskite film, and myricetin was found to anchor on the grain boundaries and the surface of the perovskite film. Hydrogen bonding interactions with the $-\text{NH}$ groups of the perovskite film promoted crystallization kinetics, which led to improved crystal quality. Moreover, its multiple phenolic groups boosted the free radical-scavenging properties of myricetin, which hindered Sn^{2+} ion oxidation. Under the same experimental conditions, the other flavonoids quercetin, morin, and kaempferol performed less well than myricetin and, in order, correlated to the number of $-\text{OH}$ groups in the phenyl ring C attached to the pyran structure. The myricetin-modified PSCs exhibited negligible hysteresis index (HI) relative to the pristine device. The use of myricetin also led to improved hole mobility ($3.77 \times 10^{-3} \text{ cm}^{-2} \text{ V}^{-1} \text{ s}^{-1}$ versus $1.19 \times 10^{-3} \text{ cm}^{-2} \text{ V}^{-1} \text{ s}^{-1}$ for the pristine device) and a reduction in defect density ($0.396 \times 10^{16} \text{ cm}^{-2}$ versus $3.16 \times 10^{16} \text{ cm}^{-2}$ for the pristine device), which indicates its excellent surface passivation properties. Taken together, these factors led to the improved performance and enhanced stability of the myricetin-modified PSC. Even though these flavonoids have fascinating properties (Table 1), their application was limited to Sn-based PSCs and therefore might present an interesting development when considered in future research on Pb-based PSCs.



Table 1 A summary of the photovoltaic parameters for the phytochemical-modified perovskite solar cells relative to the control pristine (values in brackets)

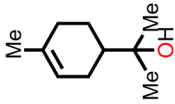
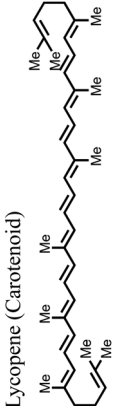
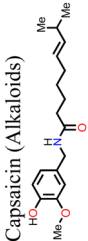
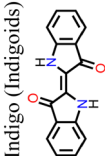
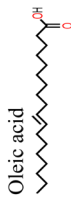

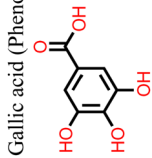
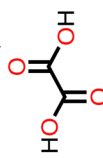
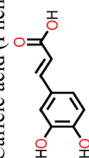
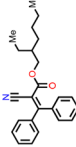

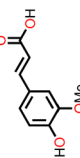
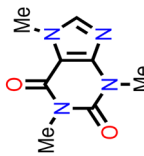
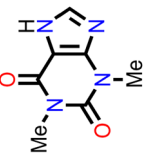
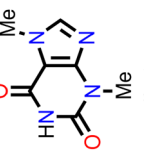
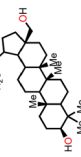
Phytochemical	FG	Interaction with perovskite	J_{sc} (mA cm ⁻²)	V_{oc} (V)	FF (%)	PCE (%)	Ref.
α -Terpineol (Terpenoids) 	-OH & -C=C	H-bond with N-H group & Γ^- ions, favorable interactions for crystal formation	23.0 (23.1)	1.059 (1.051)	72.1 (66.2)	17.5 (16.1)	130
Lycopene (Carotenoid) 	-C=C	C=C π coordination with Pb^{2+} , favorable interactions for crystal formation	23.86 (22.78)	1.20 (1.14)	79.43 (74.92)	22.72 (19.48)	117
Capsaicin (Alkaloids) 	-NH-CO-, -OH, C=C	H-bond with N-H group Favorable interactions for crystal formation: reduced trap density & improved charge carrier transport	23.01 (22.30)	1.142 (1.092)	79.39 (75.66)	20.85 (18.43)	134
Indigo (Indigoids) 	-NH, -C=O, C=C	H-bond with N-H group of the film; C=C π & -C=O coordination with Pb^{2+} Favorable interactions for crystal formation and defect passivation.	24.85 (23.92)	1.150 (1.06)	79 (78)	22.80 (19.45)	142
Oleic acid 	-C=C-, -COOH	H-bond with N-H group of the film; C=C π & -C=O coordination with Pb^{2+} Favorable interactions for crystal formation and defect passivation	23.5 (24.4)	0.93 (0.86)	41.7 (36)	9.11 (7.62)	146
Lauric acid (Carboxylic acid; fatty acid) 	-C(=O)-OH	H-bond with N-H group of perovskite film; C=C π & -C=O coordination with Pb^{2+} Favorable interactions for crystal formation and defect passivation	21.40 (20.21)	1.18 (1.10)	79 (73)	21.36 (18.08)	144
Galic acid (Phenolic) 	-OH, -COOH, -C=C	H-bond with N-H group of perovskite film; C=C π & -C=O coordination with Pb^{2+} , free oxygen radical scavenging through phenol; antioxidant activity Favorable interactions for crystal formation and defect passivation: improved stability of the PSC.	19.73 (19.07)	0.61 (0.28)	69.4 (53.9)	8.32 (2.82)	124
Oxalic acid (Carboxylic acid) 	-COOH	H-bond with N-H group of the film; -C=O coordination with Pb^{2+} ; favorable interactions for crystal formation and defect passivation Improved thermal stability of the PSC.	23.83 (20.64)	0.95 (0.92)	75 (73)	17.12 (14.06)	147
Caffeic acid (Phenolic) 	-OH, COOH, -C=C	H-bond with N-H group of perovskite material; C=C π & -C=O coordination with Pb^{2+} ; free oxygen radical scavenging through phenol; antioxidant activity; improved phase purity (eliminates PbI_2 & SnI_2 impurities)	28.99 (28.28)	0.839 (0.785)	76.51 (76.65)	18.60 (17.01)	125





Table 1 (continued)

Phytochemical	FG	Interaction with perovskite	J_{sc} (mA cm ⁻²)	V_{oc} (V)	FF (%)	PCE (%)	Ref.
Octocrylene (Esters: carboxylic acid derivatives) 	-COOR, -C≡N, -C=C-	H-bond with N-H group of perovskite film; C=C π & -C=O coordination with Sn ²⁺ Favorable interactions for crystal formation and defect passivation Improved stability of the Sn-PSC.	22.91 (22.06)	1.115 (1.08)	80.41 (83.50)	20.54 (19.89)	150
Stearic acid (Carboxylic acid) 	-COOH	H-bond with N-H group of perovskite film; -C=O coordination; favorable interactions for crystal formation and defect passivation	21.37 (21.46)	0.95 (0.94)	80 (78)	16.43 (16.01)	145
Ferulic acid (Phenolic) 	-COOH, phenol	H-bond with N-H group of perovskite film; C=C π & -C=O σ coordination; free Oxygen radical scavenging through phenol; anti-oxidant activity; favorable interactions for crystal formation and defect passivation Improved stability of the PSC.	18.08 (17.94)	1.30 (1.256)	82.17 (76.88)	19.31 (17.33)	126
Caffeine (alkaloids) 	-NR, -C=O	H-bond with N-H group of perovskite film; -C=C π & -C=O coordination; favorable interactions for crystal formation and defect passivation	25.04 (24.78)	1.178 (1.164)	75.76 (72.88)	22.32 (20.36)	138
Theophylline (alkaloids) 	-NR, -C=O	H-bond with N-H group of perovskite film; -C=C π & -C=O coordination; favorable interactions for crystal formation and defect passivation	25.24 (24.78)	1.191 (1.164)	78.11 (72.88)	22.64 (20.36)	138
Theobromine (alkaloids) 	-NR, -C=O	H-bond with N-H group of the film; -C=C π & -C=O coordination; favorable interactions for crystal formation and defect passivation Improved stability of the PSC.	24.27 (24.78)	1.163 (1.164)	71.58 (72.88)	20.24 (20.36)	138
Betulin (Terpenoid) 	-OH & -C=C	H-bond with N-H group of the film; -OH & -C=C Favorable interactions for crystal formation and defect passivation	23.43 (22.59)	1.106 (1.078)	81.57 (78.62)	21.15 (19.14)	131

Catechin, a flavanol that occurs naturally and is a great antioxidant, was added to a Sn-based perovskite film to reduce the oxidation problem.¹²⁸ By using catechin, the researchers were able to simultaneously improve the stability and PCE of Sn-based PSCs. With catechin as a dopant, the PCE improved from an average value of 4.29% to an average value of 5.45% (Champion = 6.69%) for catechin-doped PSC devices.

3.1.3 Terpenes and terpenoids. These groups of phytochemicals are identified by the isoprene structural units that are present in their structures. They are classified into monoterpenes (two isoprene), sesquiterpenes (three isoprene), diterpenes (four isoprene), and triterpenes (six isoprene units) depending on the number of isoprene units in their structures. Terpenoids are functionalized terpenes, with the oxidized terpenes forming the largest percentage of terpenoids. Alpha (α)-terpineol belongs to the terpenoids group and can be extracted from oil plants.¹²⁹ It has recently been used as a solvent additive to boost the performance of PSCs. The film was more uniform and had better crystallinity after α -terpineol was added to the perovskite precursors. So, the PSC that was made with the α -terpineol additive had better PCE, stability, and repeatability compared to the control device.¹³⁰ Fig. 10 shows a comparison of the properties of the perovskite film and the behavior of PSCs with and without the α -terpineol additive. It is seen that the presence of the α -terpineol additive improved the water repellency of the perovskite film and the PCE and stability of the PSC (Fig. 10(e)).

Xiong *et al.*¹³¹ used betulin as an additive to control the crystallization of the MAPbI₃-based perovskite film. Fig. 11 shows how the presence of betulin in the perovskite precursors

improved the morphology of the film, thereby reducing its surface roughness. The improvement in the PCE and stability stemmed from betulin's ability to passivate uncoordinated Pb²⁺ *via* Lewis acid-based reactions, as revealed by the XPS analysis. The strong hydrogen bonding interaction between the H atom from -NH₃⁺ in the perovskite and the O atom from the -OH group of betulin stabilized the perovskite structure and suppressed ion migration and surface charge trapping. Furthermore, the hydrophobicity of betulin increased the water contact angle from 36.6° to 71.4°, improving the water repellency of the perovskite film, which improved its stability against moisture exposure. With the incorporation of betulin additive in the perovskite film, the PCE of PSC improved from 19.14% to 21.15%, and the hysteresis index decreased from 0.054 to 0.029.

3.1.4 Alkaloids. Alkaloids are nitrogen-containing phytochemicals commonly referred to as organic bases. They include nicotine, quinoline, capsaicinoids, acridone, theophylline, caffeine, and theobromine, among others.¹³² Capsaicin, a common alkaloid from the capsaicinoids class majorly obtained from chili pepper, has been used in the fabrication of PSCs.¹³³ Xiong and his team added capsaicin to a perovskite film as an antisolvent. They observed that it improved the shape of the perovskite film, made charge carriers move around more easily, reduced defect-mediated recombination, and modified the interface with the CTL, which led to improved charge carrier extraction and PCE in the PSC.¹³⁴ This improvement was attributed to the favorable interactions, mainly hydrogen bonding, between the -NH₂ and -C=O groups of capsaicin with the MA⁺ and the uncoordinated Pb²⁺ ions of the MAPbI₃-based

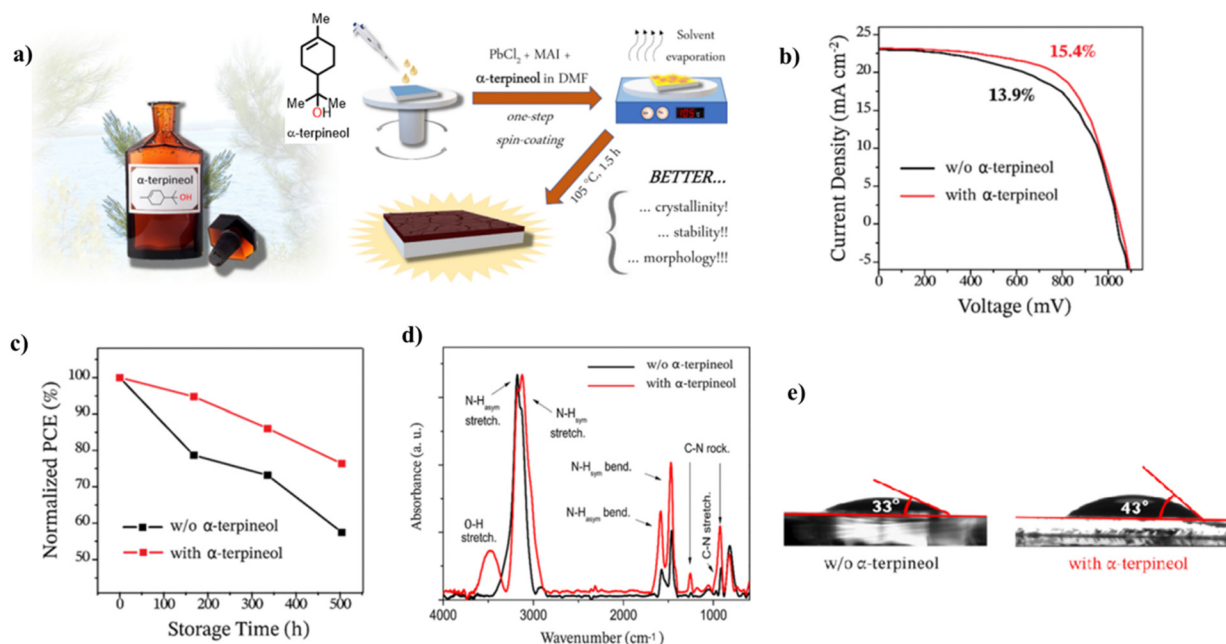


Fig. 10 (a) Chemical structure of α -terpineol and the steps involved in the fabrication of the perovskite film, (b) J - V curves for the PSC fabricated with and without α -terpineol, (c) normalized PCE for the PSC with and without α -terpineol, (d) FTIR spectra of the perovskite film with and without α -terpineol, and (e) water contact angle for the perovskite film with and without α -terpineol. Reproduced from ref. 130 with permission from America Chemical Society, Copyright (2021).



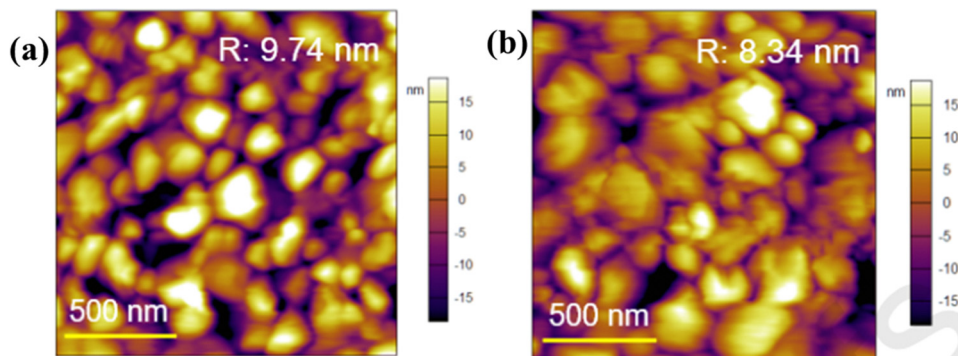


Fig. 11 Comparison of the surface roughness of the perovskite film (a) without and (b) with betulin; reproduced from ref. 131 with permission from Elsevier Inc., Copyright (2019).

perovskite film, which reduced the density of defects in the perovskite film leading to an enhancement in the charge carrier collection efficiency in the capsaicin-modified PSC device. The HI was also reduced by about 1.8% for the capsaicin-based PSC (HI = 1.4%) relative to the control device (HI = 3.4%).¹³⁷ Li and co-workers used quinoline as an additive in perovskite precursor solutions and reported that the presence of quinoline in the right amounts improved the perovskite film morphology and crystallinity, reducing the density of defects and consequently the non-radiative recombination power losses, which led to the observed improvement in the PCE and stability of the PSC.¹³⁵ The presence of quinoline also led to a reduction in hysteresis

in the PSC as indicated by the reduction in HI from 0.049 to 0.012.

Caffeine has also been incorporated into PSCs as an additive during their fabrication.¹³⁶ The presence of the $-C=O$ group interacted with Pb^{2+} ions in the perovskite, modulating its crystallization, inducing preferred crystal orientation, and improving the film morphology, thereby reducing the defect density and improving the charge transport in the resulting PSC device. Fig. 12 shows a comparison of the charge carrier dynamics, $J-V$ curves, and EQE of the control and caffeine-containing PSC devices. The latest study on the use of caffeine as an additive in PSCs was carried out by Dhanabal *et al.*,¹³⁷

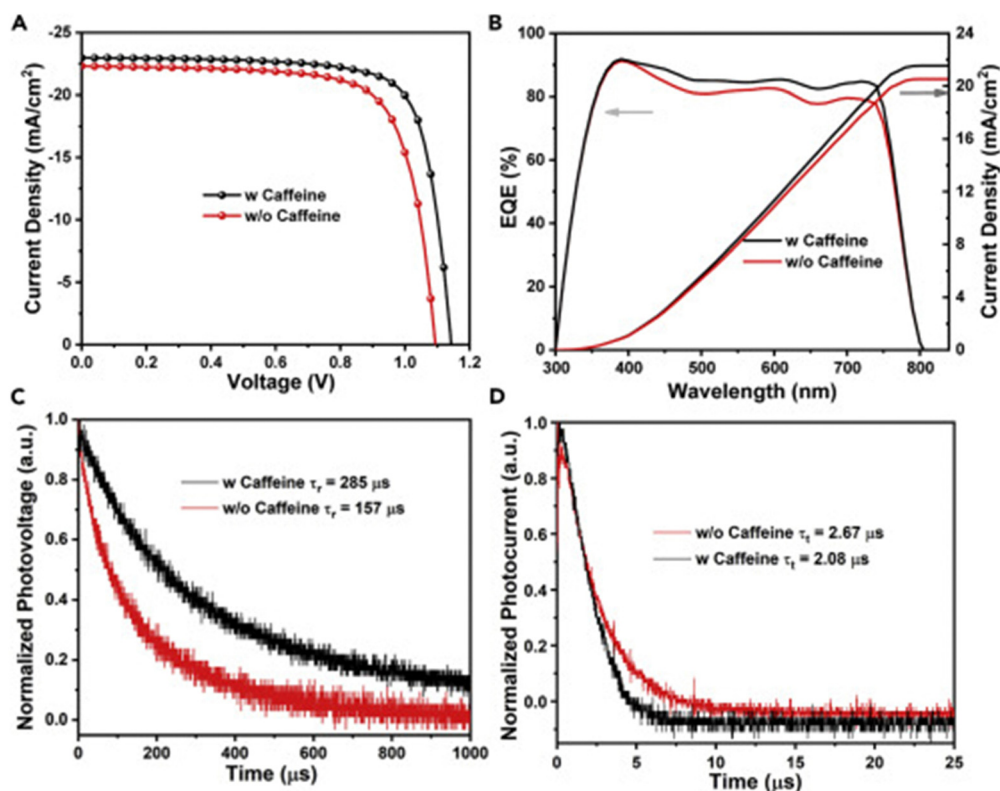


Fig. 12 Comparison of (A) $J-V$ curves; (B) EQE curves; (C) normalized transient photovoltage decay; and (D) normalized transient photocurrent decay for pristine and caffeine-modified PSC devices. Reproduced from ref. 136 with permission from Elsevier Inc. (2019).



who incorporated caffeine into a MAPI-based perovskite film in different proportions. In their study, they also observed an improvement in the performance of PSC devices when modified with caffeine. They found that 5 wt% of caffeine was the optimum proportion that yielded the highest PCE and stability.

Wang and his research team¹³⁸ used three purine alkaloids (caffeine, theophylline, and theobromine) as molecular additives in the fabrication of PSCs. Their study focused on the interaction between the defects and the functional groups ($-C=O$ and $-NH_2$) in these molecular additives and how this could influence the device PCE and stability. Their results revealed that the presence of both $-C=O$ and $-NH$ groups played a pivotal role in surface defect passivation in the perovskite film where the hydrogen-bond formation between $-NH_2$ and iodine aided $-C=O$ binding with Pb antisite defects. The theophylline and caffeine additives effectively passivated the surface defects in the perovskite films, leading to improvements in the PCE and stability of the PSC. The PSC device with theophylline additive had a higher PCE and better operational stability compared to the control and the devices with caffeine. However, the theobromine-containing PSC device showed a decline in the PCE relative to the control device. The difference in the observed performance is due to the differences in the way these molecular additives interact with the defects in the perovskite film. Fig. 13 shows the top view of the surface defects, the interaction of the different additives with the defects, and the $J-V$ curves of the PSC devices.

Liu *et al.*¹³⁹ used coumarin 343 (C343) dye as a defect passivator in FA-based PSCs. The presence of the $-C=O$ group

in this compound helped in passivating defects on the surface of the perovskite film by coordinating with the uncoordinated Pb^{2+} , thereby prolonging the charge carrier lifetime and improving interfacial charge carrier extraction. This led to an improvement in device PCE and operational stability. In addition to defect passivation, coumarin improved the hydrophobicity of the perovskite film, thus improving the moisture stability of the PSCs.¹³⁹ Coumarin is also said to be a good residual stress reliever, a phase segregation inhibitor, and deformable. This means that it can be used to make flexible PSCs that are stable mechanically and have good performance.¹⁴⁰

3.1.5 Indigooids. These are classes of natural dyes obtained from the *Indigofera* genus plant.¹⁴¹ They are insoluble in water and have functional groups that make them suitable for improving moisture-tolerance and passivating defects in perovskite films. Indigo molecules were used by Guo and his team¹⁴² to make a perovskite film that had good morphological properties and better crystal quality. The $-C=O$ and $-NH_2$ groups present in indigo acted as chemical defect passivators, improving the PCE and stability of PSC. Fig. 14 shows the effects of indigo molecules on the properties of the perovskite film and the effects on the PV parameters and degradation properties of the PSC. It is seen that the presence of indigo in the film improves the J_{sc} and V_{oc} , and the indigo-modified PSC device can retain over 80% of its initial PCE for a longer time compared to the control device.

3.1.6 Carboxylic acids. Carboxylic acids are phytochemicals characterized by the presence of the $-COOH$ functional group

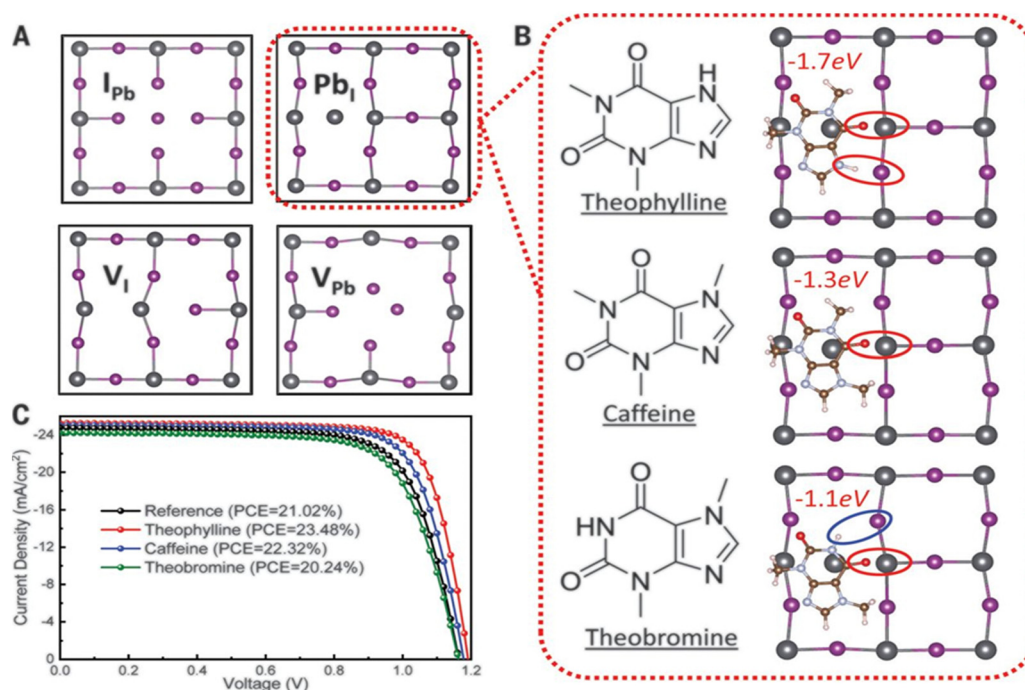


Fig. 13 (A) Top view of the surface defects in the perovskite films. (B) Interaction of the defects with additives; and (C) comparison of the $J-V$ curves of theophylline-, caffeine-, and theobromine-based PSCs and the control device, reproduced from ref. 138 with permission from American Association for the Advancement of Science (2019).



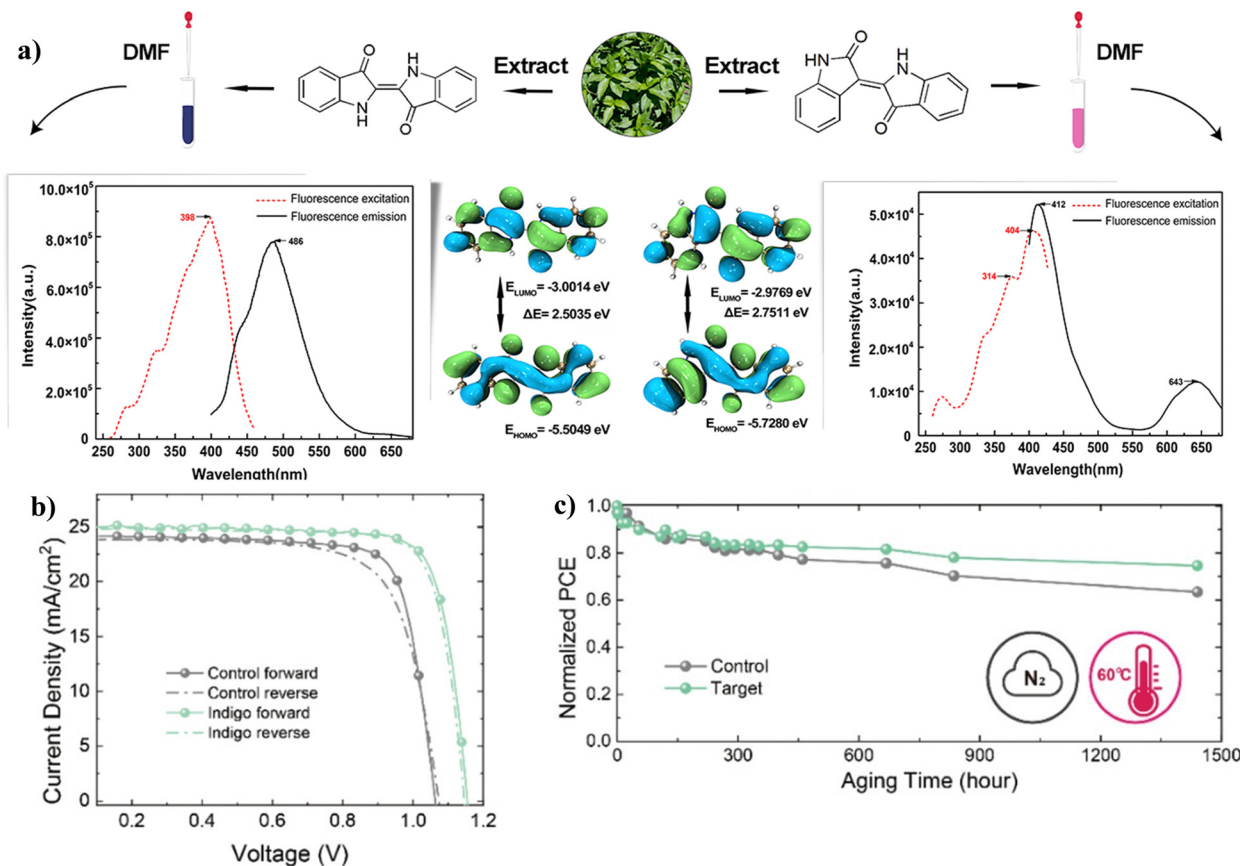


Fig. 14 (a) Structures of indigotin (left) and its oxidized derivative indirubin (right),¹⁴¹ (b) $J-V$ curves for PSCs with and without indigo. (c) Normalized PCE for PSCs with and without indigo; reproduced from ref. 142 with permission from Wiley-VCH GmbH (2022).

in their structures. Recently, carboxylic acids have attracted the attention of researchers in the solar cell industry, mainly in the development of PSCs.¹⁴³ This has been attributed to the attractive properties of the $-\text{COOH}$ functional group in coordination with the uncoordinated divalent cations of the perovskite films and their hydrogen bonding interactions, which are known to influence the crystallization quality of the perovskite film.¹⁴⁴ By using lauric acid as an interfacial modifier in the perovskite film, Yang's team was able to improve the performance and stability of PSCs significantly ($\Delta\text{PCE} = 3.28\%$).¹⁴⁴ The $-\text{COOH}$ of

lauric acid passivated in the surface defects leading to a reduction in non-radiative power losses whereas its alkyl chain improved the moisture resistance of the perovskite film, and hence the stability in the PSC. Fig. 15 compares the $J-V$ curves and variation in PCE over time for the control and lauric acid-modified PSC, showing the importance of lauric acid in improving the PV parameters and operational stability of the PSC. Similarly, the use of stearic acid as an additive enhanced the moisture stability of the PSC and its morphology through defect passivation.¹⁴⁵

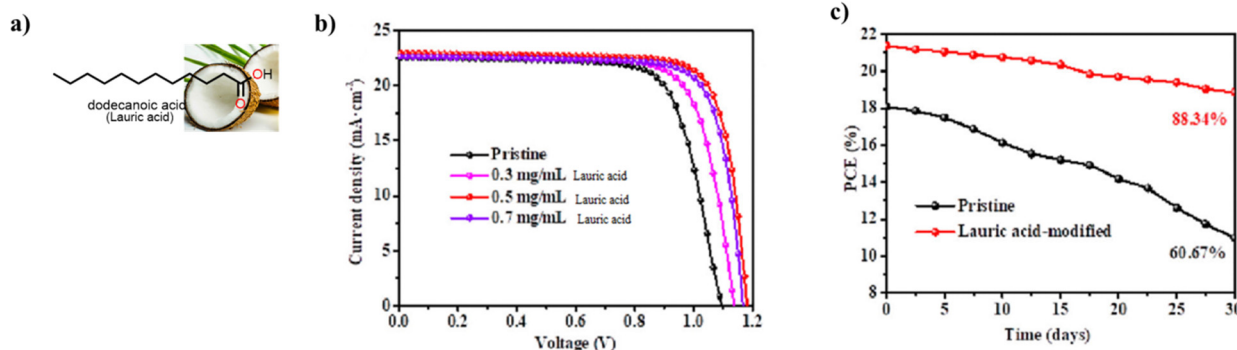


Fig. 15 (a) Structure of lauric acid, (b) $J-V$ curves for PSC with and without lauric acid additive and (c) variation of PCE with time for PSC with and without lauric acid additive, reproduced from ref. 144 with permission from American Chemical Society (2022).



In a recent study, Abdelmageed *et al.*¹⁴⁶ reported improved PSC stability by using oleic acid (OA) as an interfacial modifier under a highly humid environment (relative humidity, RH ~76.7%). The -COOH group of OA passivated the defects and led to the formation of a thin hydrophobic layer over the perovskite film surface that prevented water ingress. This is

what brought the observed improvement in PCE and stability of the OA-modified PSC device.

Other non-fatty acids, such as oxalic acid, citric acid, malonic acid, and malic acid, have also been used as additives in the fabrication of PSCs.^{147–149} Guo *et al.*¹⁴⁸ observed that the introduction of citric acid into the perovskite film modulated

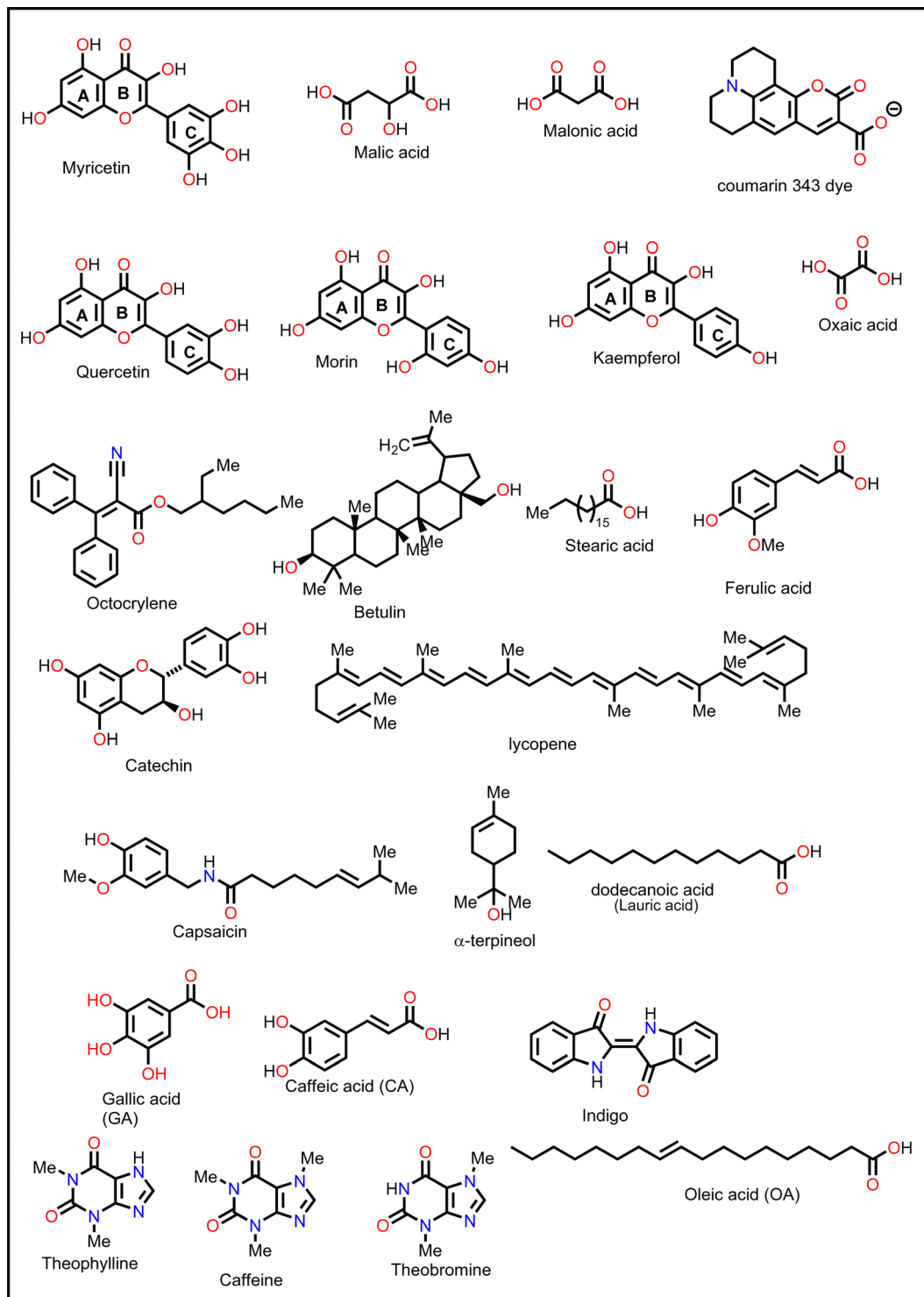


Fig. 16 Chemical structures of some of the phytochemicals that have been used in PSCs.



the crystallization kinetics of the film, leading to an improvement in its crystal quality. Whereas the pristine device gave a polycrystalline mixture of cuboid and elongated dodecahedral crystals on crystallization, the addition of citric acid to the precursor solution led to the formation of closely packed, cuboidal crystals, which resulted in a perovskite film with better morphology. As a result, the citric acid-modified PSC device showed a better PCE relative to the pristine device ($\Delta\text{PCE} = 3.51\%$). A fascinating observation in this system is that the PCE of the citric acid-based PSC displayed light illumination-dependent performance in the order of 28.1% (under white light LED 100lx) > 20.4% 0.087 suns (equivalent to a rainy day) > 16.75% under 1 sun (100 mW cm⁻²). This implies that the citric acid-based PSCs are suitable for applications under low light illumination, which include indoor applications. These notable properties of citric acid in crystal engineering are associated with stronger hydrogen bonding of the -COOH of citric acid (compared to that of malonic acid used in the same study)¹⁴⁸ to the -NH of the film and the coordination ability of the multiple -COOH groups to the uncoordinated divalent cations of the perovskite film. By adding malonic acid (Fig. 16) to the precursor solution, Mohammed *et al.*¹⁴⁹ made a better MAPI-based PSC without a hole transport material, which had a PCE of 14.14% (relative to 11.88% for the reference device). The better performance ($\Delta\text{PCE} = 2.26\%$) of this malonic acid-modified PSC was achieved on account of suppressed charge carrier recombination due to improved film morphology. The malonic acid-based PSC device also showed improved stability as it could retain over 80% of the initial PCE for over 800 h.

Adil Afroz *et al.*¹⁴⁷ used oxalic acid as an additive in the precursor solution to fabricate a MAPI-based PSC, which further demonstrates the performance versatility of the carboxylic acids. In their study, they obtained an oxalic acid-modified PSC with a better PCE ($\Delta\text{PCE} = 3.06\%$) and enhanced stability (retained over 90% of the initial PCE at 100 °C *versus* 14% of the reference pristine after 9 h). This was attributed to

the strong hydrogen bonding from the bifacial -COOH group, which modulated the perovskite film crystallization and led to excellent crystal quality, increased grain sizes and improved surface passivation. Phytochemical-based esters, also known as carboxylic acid derivatives, have also been applied as additives in the fabrication of PSCs. For example, Huang *et al.*¹⁵⁰ reported an improved performance of a Sn-based PSC ($\Delta\text{PCE} = 0.65\%$ relative to the reference device) and a reduction in hysteresis index on using octocrylene as an additive. Octocrylene (Fig. 16) is a phytochemical-based lipophilic ester ($\log k_{\text{ow}} = 6.88$) which is resistant to sunlight degradation and hence a common UV filter. The improved moisture stability of the octocrylene-modified PSC was attributed to the lipophilic nature of octocrylene and defect passivation through -C=O coordination. Fig. 16 shows the chemical structures of some of the phytochemical-based additives that have been used in PSCs.

Overall, most of the phytochemical-based additives that have been applied in the literature to fabricate PSCs have shown good performances, as indicated by the reported improvement in the PCE (*i.e.*, positive values of ΔPCE) and improvement in stability under exposure to varied environmental conditions. The improvement in performance has mainly been attributed to the presence of various functional groups in their chemical structures, which interacted with different ionic or atomic species in the perovskite films, thus modulating their crystal quality, morphology, charge carrier mobilities, defect chemistry, work function, and resistance to degradation. All these lead to a reduction in defect-mediated recombination power losses as well as reduction in the oxygen-, moisture-, heat- and light-induced degradation, which improves the PCE and stability of PSCs. A summary of the relative improvement in the PCE in PSCs with different classes of phytochemical-based additives relative to the pristine devices used in the empirical studies is provided in Fig. 17.

It is worth noting that several phytochemical-based compounds exist, and their effects on the overall performance of PSC are dependent on the strength of the chemical bonding

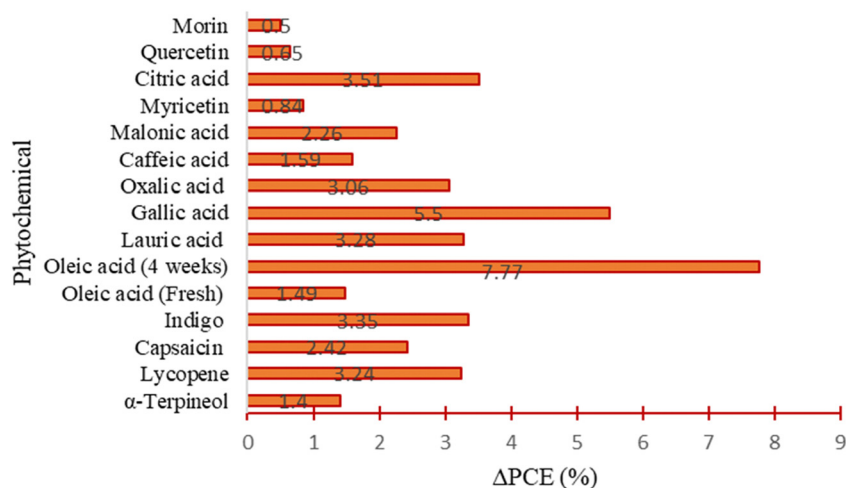


Fig. 17 Comparison of ΔPCE values for PSCs modified with different phytochemical-based additives.



interaction and coordination between their functional groups (FGs) and the ionic or atomic species in the perovskite material. This interaction determines their defect passivation efficacy and longevity as well as perovskite lattice stabilization, residual stress relief, phase segregation, ion migration and degradation inhibition capabilities. FGs with a terminal O atom and those with lone pairs of electrons on their N or S functionalities are effective in controlling perovskite crystal growth and defect passivation by virtue of their ability to bond and coordinate well with atoms in the perovskite material, form Lewis acid–base adducts and anchor well to the perovskite surface. Other FGs are effective in stabilizing perovskite precursors and the perovskite structure as well as improving the interfacial energetics in PSCs for improved charge transport. Whenever a number of FGs co-exist, their synergistic effects may lead to the formation of perovskite films with excellent optoelectronic properties and PSCs with good performance. However, other factors such as the molecular configuration of the additive, nature of the perovskite precursors and solvents used, steric hindrance effects, design of PSC, and post-treatment techniques also play a role in the performance of PSCs. A summary of the PV parameters of PSCs with and without phytochemical-based additives is given in Table 1. It is seen that different phytochemicals can improve the PCE of PSCs to different degrees and no generalization can be made about the best class of phytochemicals to use. With regards to the stability of PSCs, the ability of the phytochemical-based additive to passivate defects and suppress oxygen-, moisture-, UV-light- and thermal-induced degradation depends on their ability to modulate the perovskite film morphology and crystal quality as well as their free radical scavenging, residual stress relief, perovskite surface anchoring, hydrophobic surface layer formation and perovskite phase stabilization capabilities. This is usually controlled by the interaction and coordination effects between their FGs and the atoms or ions in the perovskite material. It is therefore important to explore the use of more phytochemical-based additives in the preparation of PSCs, as this can help in establishing the criteria to use when selecting the best phytochemical to use as additives and can bring a breakthrough in addressing the challenges hindering the commercialization of PSC technology.

4. Conclusion and future prospects for the development of PSCs

In summary, this review focused on the recent empirical results on the use of phytochemicals as additives in PSCs. A detailed assessment of the effects of each category of phytochemicals on the properties of perovskite films and performance of PSCs was performed, as a means to unravel the key factors responsible for them. It is clear from the comparison that the functional groups present in the phytochemical-based additives play important roles during perovskite film formation ranging from modulating the nucleation and crystallization dynamics, to inhibiting precipitation of defects, passivating defects at grain boundaries and engineering the work function. All these help in the formation of perovskite films with good morphology,

improved crystal quality and improved resistance to degradation. For carboxylic acid-based phytochemicals, the hydrogen bonding interactions with the –NH groups and the uncoordinated Pb^{2+} or Sn^{2+} ions were found to influence the perovskite crystallization kinetics leading to perovskite films with improved crystal quality and reduced defect density. The multi-functional groups present in phenolic compounds were also found to play a key role as degradation inhibitors in perovskite films by virtue of their free radical scavenging capability, precursor stabilization and ability to passivate defects in the bulk and on the surface of perovskite films.

In addition to the functional group-rich chemical structures, the high antioxidant activities and hydrophobic nature of some phytochemicals endows them with excellent qualities for addressing the challenges of non-radiative recombination power loss and stability in PSCs. Future research on PSCs should consider using phytochemical-based additives in perovskite precursors to improve their performance. Special attention should be given to phytochemicals derived from invasive wild plants, commonly known in the agricultural sector as weeds, which in the context of agricultural production, present an economic burden to farmers and reduce crop yields. Furthermore, phytochemicals can also be extracted from agricultural plant wastes such as stalks, fruit peels and other parts that are usually thrown away as waste. The use of phytochemicals derived from such weed plants or plant wastes in additive engineering of PSC technology will render them beneficial and of great economic importance to farmers. More research work in the future should therefore focus on investigating the effects of specific classes of phytochemicals derived from weed plants or agricultural plant wastes and their synergistic effects when applied in combined forms or as mixtures.

Data availability

No data was collected in this study. The data used in the review has been included in the main text of the document.

Author contributions

NC: writing original draft; GMM: writing original draft; MMG: writing original draft and editing; KKR: review and editing; GKY: review and editing; SCC: review and editing; RKC: review and editing; DS: review and editing; BA: review and editing; EN: review and editing.

Conflicts of interest

The authors declare no competing interest.

Acknowledgements

The authors acknowledge the financial support of the PASET-RSIF through the JIRA research grant (RSIF/JIRA/003) and MIRET project. N. C. and G. M. M. acknowledge the African



Centre of Excellence (ACE II)–Phytochemicals, Textile & Renewable Energy (PTRE), Moi University, for the Scholarships.

References

- International Energy Agency, Global energy data: Energy Statistics Data Browser, 2023. Accessed: Oct. 27, 2023. [Online]. Available: <https://www.iea.org/data-and-statistics/data-tools/energy-statistics-data-browser?country=WORLD&fuel=Energy%20supply&indicator=TESbySource>.
- M. Hafner and S. Tagliapietra, The Global Energy Transition: A Review of the Existing Literature, in *The Geopolitics of the Global Energy Transition Lecture Notes in Energy*, ed. M. Hafner and S. Tagliapietra, Springer International Publishing, Cham, 2020, vol. 73, pp. 1–24, DOI: [10.1007/978-3-030-39066-2_1](https://doi.org/10.1007/978-3-030-39066-2_1).
- S. Harichandan, S. K. Kar, R. Bansal, S. K. Mishra, M. S. Balathanigaimani and M. Dash, Energy transition research: A bibliometric mapping of current findings and direction for future research, *Cleaner Prod. Lett.*, 2022, 3, 100026, DOI: [10.1016/j.clpl.2022.100026](https://doi.org/10.1016/j.clpl.2022.100026).
- G. Mutezo and J. Mulopo, A review of Africa's transition from fossil fuels to renewable energy using circular economy principles, *Renewable Sustainable Energy Rev.*, 2021, 137, 110609, DOI: [10.1016/j.rser.2020.110609](https://doi.org/10.1016/j.rser.2020.110609).
- T. S. Genc and S. Kosempel, Energy Transition and the Economy: A Review Article, *Energies*, 2023, 16(7), 2965, DOI: [10.3390/en16072965](https://doi.org/10.3390/en16072965).
- I. R. E. A. IRENA, World Energy Transitions Outlook 2023: 1.5 °C Pathway. [Online]. Available: <https://www.irena.org/Publications/2023/Jun/World-Energy-Transitions-Outlook-2023>.
- SRREN, Renewable Energy Sources and Climate Change Mitigation: Special Report of the Intergovernmental Panel on Climate Change. Accessed: Nov. 09, 2023. [Online]. Available: https://www.ipcc.ch/site/assets/uploads/2018/03/SRREN_Full_Report-1.pdf.
- G. Kavlak, J. McNerney and J. E. Trancik, Evaluating the causes of cost reduction in photovoltaic modules, *Energy Policy*, 2018, 123, 700–710, DOI: [10.1016/j.enpol.2018.08.015](https://doi.org/10.1016/j.enpol.2018.08.015).
- V. V. Tyagi, N. A. A. Rahim, N. A. Rahim and J. A. L. Selvaraj, Progress in solar PV technology: Research and achievement, *Renewable Sustainable Energy Rev.*, 2013, 20, 443–461, DOI: [10.1016/j.rser.2012.09.028](https://doi.org/10.1016/j.rser.2012.09.028).
- J. Kettle, *et al.*, Review of technology specific degradation in crystalline silicon, cadmium telluride, copper indium gallium selenide, dye sensitised, organic and perovskite solar cells in photovoltaic modules: Understanding how reliability improvements in mature technologies can enhance emerging technologies, *Prog. Photovolt. Res. Appl.*, 2022, 30(12), 1365–1392, DOI: [10.1002/pip.3577](https://doi.org/10.1002/pip.3577).
- A. Furasova, *et al.*, Resonant Silicon Nanoparticles for Enhanced Light Harvesting in Halide Perovskite Solar Cells, *Adv. Opt. Mater.*, 2018, 6(21), 1800576, DOI: [10.1002/adom.201800576](https://doi.org/10.1002/adom.201800576).
- J. Pastuszak and P. Węgierek, Photovoltaic Cell Generations and Current Research Directions for Their Development, *Materials*, 2022, 15(16), 5542, DOI: [10.3390/ma15165542](https://doi.org/10.3390/ma15165542).
- M. Giannouli, Current Status of Emerging PV Technologies: A Comparative Study of Dye-Sensitized, Organic, and Perovskite Solar Cells, *Int. J. Photoenergy*, 2021, 2021, 1–19, DOI: [10.1155/2021/6692858](https://doi.org/10.1155/2021/6692858).
- M. A. Green, *et al.*, Solar cell efficiency tables (Version 61), *Prog. Photovolt. Res. Appl.*, 2023, 31(1), 3–16, DOI: [10.1002/pip.3646](https://doi.org/10.1002/pip.3646).
- A. Kojima, K. Teshima, Y. Shirai and T. Miyasaka, Organometal Halide Perovskites as Visible-Light Sensitizers for Photovoltaic Cells, *J. Am. Chem. Soc.*, 2009, 131(17), 6050–6051, DOI: [10.1021/ja809598r](https://doi.org/10.1021/ja809598r).
- M. A. Green, A. Ho-Baillie and H. J. Snaith, The emergence of perovskite solar cells, *Nat. Photonics*, 2014, 8(7), 506–514, DOI: [10.1038/nphoton.2014.134](https://doi.org/10.1038/nphoton.2014.134).
- N. Suresh Kumar and K. Chandra Babu Naidu, A review on perovskite solar cells (PSCs), materials and applications, *J. Materiomics*, 2021, 7(5), 940–956, DOI: [10.1016/j.jmat.2021.04.002](https://doi.org/10.1016/j.jmat.2021.04.002).
- H. J. Snaith, Perovskites: The Emergence of a New Era for Low-Cost, High-Efficiency Solar Cells, *J. Phys. Chem. Lett.*, 2013, 4(21), 3623–3630, DOI: [10.1021/jz4020162](https://doi.org/10.1021/jz4020162).
- M. Hasan and K. A. Khan, Dynamic model of Bryophyllum pinnatum leaf fueled BPL cell: a possible alternate source of electricity at the off-grid region in Bangladesh, *Microsyst. Technol.*, 2019, 25(6), 6, DOI: [10.1007/s00542-018-4149-y](https://doi.org/10.1007/s00542-018-4149-y).
- Z. Yang, *et al.*, Unraveling the Exciton Binding Energy and the Dielectric Constant in Single-Crystal Methylammonium Lead Triiodide Perovskite, *J. Phys. Chem. Lett.*, 2017, 8(8), 1851–1855, DOI: [10.1021/acs.jpcclett.7b00524](https://doi.org/10.1021/acs.jpcclett.7b00524).
- M. B. Johnston and L. M. Herz, Hybrid Perovskites for Photovoltaics: Charge-Carrier Recombination, Diffusion, and Radiative Efficiencies, *Acc. Chem. Res.*, 2016, 49(1), 146–154, DOI: [10.1021/acs.accounts.5b00411](https://doi.org/10.1021/acs.accounts.5b00411).
- L. A. Zafoschnig, S. Nold and J. C. Goldschmidt, The Race for Lowest Costs of Electricity Production: Techno-Economic Analysis of Silicon, Perovskite and Tandem Solar Cells, *IEEE J. Photovolt.*, 2020, 10(6), 1632–1641, DOI: [10.1109/JPHOTOV.2020.3024739](https://doi.org/10.1109/JPHOTOV.2020.3024739).
- H. S. Jung, G. S. Han, N.-G. Park and M. J. Ko, Flexible Perovskite Solar Cells, *Joule*, 2019, 3(8), 1850–1880, DOI: [10.1016/j.joule.2019.07.023](https://doi.org/10.1016/j.joule.2019.07.023).
- Z. Song, S. C. Wathage, A. B. Phillips and M. J. Heben, Pathways toward high-performance perovskite solar cells: review of recent advances in organo-metal halide perovskites for photovoltaic applications, *J. Photonics Energy*, 2016, 6(2), 022001, DOI: [10.1117/1.JPE.6.022001](https://doi.org/10.1117/1.JPE.6.022001).
- S. A. Deepika, A. Singh, U. K. Verma and A. Tonk, Device Structures of Perovskite Solar Cells: A Critical Review, *Phys. Status Solidi A*, 2023, 220(9), 2200736, DOI: [10.1002/pssa.202200736](https://doi.org/10.1002/pssa.202200736).
- J. Shi, *et al.*, From Ultrafast to Ultraslow: Charge-Carrier Dynamics of Perovskite Solar Cells, *Joule*, 2018, 2(5), 879–901, DOI: [10.1016/j.joule.2018.04.010](https://doi.org/10.1016/j.joule.2018.04.010).



- 27 W. Cha, W.-Y. Cha, I. Noh, S. Seki, H. Ohkita and D. Kim, Controlling the charge carrier dynamics by modulating the orientation diversity of perovskites, *Mater. Chem. Front.*, 2022, **6**(8), 1026–1032, DOI: [10.1039/D1QM01586A](https://doi.org/10.1039/D1QM01586A).
- 28 T. Zhao, W. Shi, J. Xi, D. Wang and Z. Shuai, Intrinsic and Extrinsic Charge Transport in $\text{CH}_3\text{NH}_3\text{PbI}_3$ Perovskites Predicted from First-Principles, *Sci. Rep.*, 2016, **6**(1), 19968, DOI: [10.1038/srep19968](https://doi.org/10.1038/srep19968).
- 29 A. Solanki, P. Yadav, S.-H. Turren-Cruz, S. S. Lim, M. Saliba and T. C. Sum, Cation influence on carrier dynamics in perovskite solar cells, *Nano Energy*, 2019, **58**, 604–611, DOI: [10.1016/j.nanoen.2019.01.060](https://doi.org/10.1016/j.nanoen.2019.01.060).
- 30 J. Peng, Y. Chen, K. Zheng, T. Pullerits and Z. Liang, Insights into charge carrier dynamics in organo-metal halide perovskites: from neat films to solar cells, *Chem. Soc. Rev.*, 2017, **46**(19), 5714–5729, DOI: [10.1039/C6CS00942E](https://doi.org/10.1039/C6CS00942E).
- 31 S. Wang, *et al.*, Impact of loss mechanisms on performances of perovskite solar cells, *Phys. B*, 2022, **647**, 414363, DOI: [10.1016/j.physb.2022.414363](https://doi.org/10.1016/j.physb.2022.414363).
- 32 C. M. Wolff, P. Caprioglio, M. Stolterfoht and D. Neher, Nonradiative Recombination in Perovskite Solar Cells: The Role of Interfaces, *Adv. Mater.*, 2019, **31**(52), 1902762, DOI: [10.1002/adma.201902762](https://doi.org/10.1002/adma.201902762).
- 33 C. Ding, *et al.*, Effect of the conduction band offset on interfacial recombination behavior of the planar perovskite solar cells, *Nano Energy*, 2018, **53**, 17–26, DOI: [10.1016/j.nanoen.2018.08.031](https://doi.org/10.1016/j.nanoen.2018.08.031).
- 34 S. Ma, S. Sansoni, T. Gatti, P. Fino, G. Liu and F. Lamberti, Research Progress on Homogeneous Fabrication of Large-Area Perovskite Films by Spray Coating, *Crystals*, 2023, **13**(2), 216, DOI: [10.3390/cryst13020216](https://doi.org/10.3390/cryst13020216).
- 35 Y. Wang, *et al.*, Charge Carrier Dynamics in Electron-Transport-Layer-Free Perovskite Solar Cells, *ACS Appl. Electron. Mater.*, 2019, **1**(11), 2334–2341, DOI: [10.1021/acsaem.9b00528](https://doi.org/10.1021/acsaem.9b00528).
- 36 C. Zhou, *et al.*, Unveiling Charge Carrier Recombination, Extraction, and Hot-Carrier Dynamics in Indium Incorporated Highly Efficient and Stable Perovskite Solar Cells, *Adv. Sci.*, 2022, **9**(11), 2103491, DOI: [10.1002/adv.202103491](https://doi.org/10.1002/adv.202103491).
- 37 G. Yang, *et al.*, Study on carrier dynamics of perovskite solar cells *via* transient absorption, *J. Alloys Compd.*, 2023, **952**, 170051, DOI: [10.1016/j.jallcom.2023.170051](https://doi.org/10.1016/j.jallcom.2023.170051).
- 38 Y. Yin, M. Wang, V. Malgras and Y. Yamauchi, Stable and Efficient Tin-Based Perovskite Solar Cell *via* Semiconducting–Insulating Structure, *ACS Appl. Energy Mater.*, 2020, **3**(11), 10447–10452, DOI: [10.1021/acsaem.0c01422](https://doi.org/10.1021/acsaem.0c01422).
- 39 Y. Yin, *et al.*, Efficient and Stable Ideal Bandgap Perovskite Solar Cell Achieved by a Small Amount of Tin Substituted Methylammonium Lead Iodide, *Electron. Mater. Lett.*, 2020, **16**(3), 224–230, DOI: [10.1007/s13391-020-00206-3](https://doi.org/10.1007/s13391-020-00206-3).
- 40 T. Wu, *et al.*, The Main Progress of Perovskite Solar Cells in 2020–2021, *Nano-Micro Lett.*, 2021, **13**(1), 152, DOI: [10.1007/s40820-021-00672-w](https://doi.org/10.1007/s40820-021-00672-w).
- 41 S. Liu, V. P. Biju, Y. Qi, W. Chen and Z. Liu, Recent progress in the development of high-efficiency inverted perovskite solar cells, *NPG Asia Mater.*, 2023, **15**(1), 1, DOI: [10.1038/s41427-023-00474-z](https://doi.org/10.1038/s41427-023-00474-z).
- 42 N. Elumalai, M. Mahmud, D. Wang and A. Uddin, Perovskite Solar Cells: Progress and Advancements, *Energies*, 2016, **9**(11), 861, DOI: [10.3390/en9110861](https://doi.org/10.3390/en9110861).
- 43 S. A. Olaleru, J. K. Kirui, D. Wamwangi, K. T. Roro and B. Mwakikunga, Perovskite solar cells: The new epoch in photovoltaics, *Sol. Energy*, 2020, **196**, 295–309, DOI: [10.1016/j.solener.2019.12.025](https://doi.org/10.1016/j.solener.2019.12.025).
- 44 D. Zhang, D. Li, Y. Hu, A. Mei and H. Han, Degradation pathways in perovskite solar cells and how to meet international standards, *Commun. Mater.*, 2022, **3**(1), 58, DOI: [10.1038/s43246-022-00281-z](https://doi.org/10.1038/s43246-022-00281-z).
- 45 H.-Q. Wang, *et al.*, Understanding degradation mechanisms of perovskite solar cells due to electrochemical metallization effect, *Sol. Energy Mater. Sol. Cells*, 2021, **230**, 111278, DOI: [10.1016/j.solmat.2021.111278](https://doi.org/10.1016/j.solmat.2021.111278).
- 46 S. Mazumdar, Y. Zhao and X. Zhang, Stability of Perovskite Solar Cells: Degradation Mechanisms and Remedies, *Front. Electron.*, 2021, **2**, 712785, DOI: [10.3389/felec.2021.712785](https://doi.org/10.3389/felec.2021.712785).
- 47 S. Kundu and T. L. Kelly, *In situ* studies of the degradation mechanisms of perovskite solar cells, *EcoMat*, 2020, **2**(2), e12025, DOI: [10.1002/eom2.12025](https://doi.org/10.1002/eom2.12025).
- 48 C. Li, *et al.*, Low-bandgap mixed tin–lead iodide perovskites with reduced methylammonium for simultaneous enhancement of solar cell efficiency and stability, *Nat. Energy*, 2020, **5**(10), 768–776, DOI: [10.1038/s41560-020-00692-7](https://doi.org/10.1038/s41560-020-00692-7).
- 49 I. M. Dharmadasa, Y. Rahaq and A. E. Alam, Perovskite solar cells: short lifetime and hysteresis behaviour of current–voltage characteristics, *J. Mater. Sci. Mater. Electron.*, 2019, **30**(14), 12851–12859, DOI: [10.1007/s10854-019-01759-2](https://doi.org/10.1007/s10854-019-01759-2).
- 50 Z. Wang, *et al.*, Modulated crystal growth enables efficient and stable perovskite solar cells in humid air, *Chem. Eng. J.*, 2022, **442**, 136267, DOI: [10.1016/j.cej.2022.136267](https://doi.org/10.1016/j.cej.2022.136267).
- 51 M. Minbashi and E. Yazdani, Comprehensive study of anomalous hysteresis behavior in perovskite-based solar cells, *Sci. Rep.*, 2022, **12**(1), 14916, DOI: [10.1038/s41598-022-19194-5](https://doi.org/10.1038/s41598-022-19194-5).
- 52 M. Cheng, *et al.*, Charge-transport layer engineering in perovskite solar cells, *Sci. Bull.*, 2020, **65**(15), 1237–1241, DOI: [10.1016/j.scib.2020.04.021](https://doi.org/10.1016/j.scib.2020.04.021).
- 53 A. Muradov, D. Frolushkina, V. Samusenkov, G. Zhamanbayeva and S. Kot, Methods of Stability Control of Perovskite Solar Cells for High Efficiency, *Energies*, 2021, **14**(10), 2918, DOI: [10.3390/en14102918](https://doi.org/10.3390/en14102918).
- 54 J. Kumar, P. Srivastava and M. Bag, Advanced Strategies to Tailor the Nucleation and Crystal Growth in Hybrid Halide Perovskite Thin Films, *Front. Chem.*, 2022, **10**, 842924, DOI: [10.3389/fchem.2022.842924](https://doi.org/10.3389/fchem.2022.842924).
- 55 Q. Liang, J. Liu and Y. Han, Optimizing film morphology and crystal orientation of perovskite for efficient planar-heterojunction solar cells by slowing crystallization process, *Org. Electron.*, 2018, **62**, 26–34, DOI: [10.1016/j.orgel.2018.07.009](https://doi.org/10.1016/j.orgel.2018.07.009).



- 56 X. Meng, *et al.*, Crystallization Kinetics Modulation of FASnI₃ Films with Pre-nucleation Clusters for Efficient Lead-Free Perovskite Solar Cells, *Angew. Chem., Int. Ed.*, 2021, **60**(7), 3693–3698, DOI: [10.1002/anie.202012280](https://doi.org/10.1002/anie.202012280).
- 57 S. Liu, *et al.*, A Review on Additives for Halide Perovskite Solar Cells, *Adv. Energy Mater.*, 2020, **10**(13), 1902492, DOI: [10.1002/aenm.201902492](https://doi.org/10.1002/aenm.201902492).
- 58 R. Zhuang, *et al.*, Effect of molecular configuration of additives on perovskite crystallization and hot carriers behavior in perovskite solar cells, *Chem. Eng. J.*, 2023, **463**, 142449, DOI: [10.1016/j.cej.2023.142449](https://doi.org/10.1016/j.cej.2023.142449).
- 59 T. Li, Y. Pan, Z. Wang, Y. Xia, Y. Chen and W. Huang, Additive engineering for highly efficient organic–inorganic halide perovskite solar cells: recent advances and perspectives, *J. Mater. Chem. A*, 2017, **5**(25), 12602–12652, DOI: [10.1039/C7TA01798G](https://doi.org/10.1039/C7TA01798G).
- 60 C.-Y. Chang, *et al.*, Tuning Perovskite Morphology by Polymer Additive for High Efficiency Solar Cell, *ACS Appl. Mater. Interfaces*, 2015, **7**(8), 4955–4961, DOI: [10.1021/acsami.5b00052](https://doi.org/10.1021/acsami.5b00052).
- 61 G.-H. Kim and D. S. Kim, An intermediate phase stability for high performance of perovskite solar cells, *Matter*, 2021, **4**(11), 3377–3378, DOI: [10.1016/j.matt.2021.10.014](https://doi.org/10.1016/j.matt.2021.10.014).
- 62 Z. Li, M. Yang, J.-S. Park, S.-H. Wei, J. J. Berry and K. Zhu, Stabilizing Perovskite Structures by Tuning Tolerance Factor: Formation of Formamidinium and Cesium Lead Iodide Solid-State Alloys, *Chem. Mater.*, 2016, **28**(1), 1, DOI: [10.1021/acs.chemmater.5b04107](https://doi.org/10.1021/acs.chemmater.5b04107).
- 63 S. Abicho, B. Hailegnaw, G. A. Workneh and T. Yohannes, Role of additives and surface passivation on the performance of perovskite solar cells, *Mater. Renew. Sustain. Energy*, 2022, **11**(1), 47–70, DOI: [10.1007/s40243-021-00206-9](https://doi.org/10.1007/s40243-021-00206-9).
- 64 M.-J. Choi, *et al.*, Functional additives for high-performance inverted planar perovskite solar cells with exceeding 20% efficiency: Selective complexation of organic cations in precursors, *Nano Energy*, 2020, **71**, 104639, DOI: [10.1016/j.nanoen.2020.104639](https://doi.org/10.1016/j.nanoen.2020.104639).
- 65 J.-W. Lee, H.-S. Kim and N.-G. Park, Lewis Acid–Base Adduct Approach for High Efficiency Perovskite Solar Cells, *Acc. Chem. Res.*, 2016, **49**(2), 311–319, DOI: [10.1021/acs.accounts.5b00440](https://doi.org/10.1021/acs.accounts.5b00440).
- 66 Y. Li, *et al.*, Plant-Derived L-Theanine for Ultraviolet/Ozone Resistant Perovskite Photovoltaics, *Adv. Energy Mater.*, 2023, **13**(3), 2203190, DOI: [10.1002/aenm.202203190](https://doi.org/10.1002/aenm.202203190).
- 67 J. Liang, *et al.*, Origins and influences of metallic lead in perovskite solar cells, *Joule*, 2022, **6**(4), 816–833, DOI: [10.1016/j.joule.2022.03.005](https://doi.org/10.1016/j.joule.2022.03.005).
- 68 D. Bai, *et al.*, Surface modulation for highly efficient and stable perovskite solar cells, *RSC Adv.*, 2023, **13**(40), 28097–28103, DOI: [10.1039/D3RA00809F](https://doi.org/10.1039/D3RA00809F).
- 69 H. Zheng, G. Liu, W. Wu, H. Xu and X. Pan, Highly efficient and stable perovskite solar cells with strong hydrophobic barrier *via* introducing poly(vinylidene fluoride) additive, *J. Energy Chem.*, 2021, **57**, 593–600, DOI: [10.1016/j.jechem.2020.09.026](https://doi.org/10.1016/j.jechem.2020.09.026).
- 70 Y. Miao, Y. Chen, H. Chen, X. Wang and Y. Zhao, Using steric hindrance to manipulate and stabilize metal halide perovskites for optoelectronics, *Chem. Sci.*, 2021, **12**(21), 7231–7247, DOI: [10.1039/D1SC01171E](https://doi.org/10.1039/D1SC01171E).
- 71 J. Zhang, *et al.*, Exploring the Steric Hindrance of Alkylammonium Cations in the Structural Reconfiguration of Quasi-2D Perovskite Materials Using a High-throughput Experimental Platform, *Adv. Funct. Mater.*, 2022, **32**(43), 2207101, DOI: [10.1002/adfm.202207101](https://doi.org/10.1002/adfm.202207101).
- 72 Y. Ye, Y. Yin, Y. Chen, S. Li, L. Li and Y. Yamauchi, Metal–Organic Framework Materials in Perovskite Solar Cells: Recent Advancements and Perspectives, *Small*, 2023, **19**(25), 2208119, DOI: [10.1002/smll.202208119](https://doi.org/10.1002/smll.202208119).
- 73 R. K. Koech, *et al.*, Effects of polyethylene oxide particles on the photo-physical properties and stability of FA-rich perovskite solar cells, *Sci. Rep.*, 2022, **12**(1), 12860, DOI: [10.1038/s41598-022-15923-y](https://doi.org/10.1038/s41598-022-15923-y).
- 74 C. Pereyra, H. Xie and M. Lira-Cantu, Additive engineering for stable halide perovskite solar cells, *J. Energy Chem.*, 2021, **60**, 599–634, DOI: [10.1016/j.jechem.2021.01.037](https://doi.org/10.1016/j.jechem.2021.01.037).
- 75 Y. Sun, J. Zhang, H. Yu, C. Huang and J. Huang, Several Triazine-Based Small Molecules Assisted in the Preparation of High-Performance and Stable Perovskite Solar Cells by Trap Passivation and Heterojunction Engineering, *ACS Appl. Mater. Interfaces*, 2022, **14**(5), 6625–6637, DOI: [10.1021/acsami.1c21081](https://doi.org/10.1021/acsami.1c21081).
- 76 W. Zhao, *et al.*, A Special Additive Enables All Cations and Anions Passivation for Stable Perovskite Solar Cells with Efficiency over 23%, *Nano-Micro Lett.*, 2021, **13**(1), 169, DOI: [10.1007/s40820-021-00688-2](https://doi.org/10.1007/s40820-021-00688-2).
- 77 J. Yang, *et al.*, A Review on Improving the Quality of Perovskite Films in Perovskite Solar Cells *via* the Weak Forces Induced by Additives, *Appl. Sci.*, 2019, **9**(20), 4393, DOI: [10.3390/app9204393](https://doi.org/10.3390/app9204393).
- 78 D. Sirbu, F. H. Balogun, R. L. Milot and P. Docampo, Layered Perovskites in Solar Cells: Structure, Optoelectronic Properties, and Device Design, *Adv. Energy Mater.*, 2021, **11**(24), 2003877, DOI: [10.1002/aenm.202003877](https://doi.org/10.1002/aenm.202003877).
- 79 W. Xiang, S. (Frank) Liu and W. Tress, Interfaces and Interfacial Layers in Inorganic Perovskite Solar Cells, *Angew. Chem., Int. Ed.*, 2021, **60**(51), 26440–26453, DOI: [10.1002/anie.202108800](https://doi.org/10.1002/anie.202108800).
- 80 Y. Guo, H. Liu, W. Li, L. Zhu and H. Chen, Additive Engineering Toward High-Performance CsPbI₃ Perovskite Solar Cells, *Sol. RRL*, 2020, **4**(12), 2000380, DOI: [10.1002/solr.202000380](https://doi.org/10.1002/solr.202000380).
- 81 N. Tripathi, Y. Shirai, M. Yanagida, A. Karen and K. Miyano, Novel Surface Passivation Technique for Low-Temperature Solution-Processed Perovskite PV Cells, *ACS Appl. Mater. Interfaces*, 2016, **8**(7), 4644–4650, DOI: [10.1021/acsami.5b11286](https://doi.org/10.1021/acsami.5b11286).
- 82 F. Wang, *et al.*, Modulating Crystallization and Defect Passivation by Butyrolactone Molecule for Perovskite Solar Cells, *Molecules*, 2023, **28**(14), 5542, DOI: [10.3390/molecules28145542](https://doi.org/10.3390/molecules28145542).
- 83 Y. Ahmed, B. Khan, M. Bilal Faheem, K. Huang, Y. Gao and J. Yang, Organic additives in all-inorganic perovskite solar



- cells and modules: from moisture endurance to enhanced efficiency and operational stability, *J. Energy Chem.*, 2022, **67**, 361–390, DOI: [10.1016/j.jechem.2021.09.047](https://doi.org/10.1016/j.jechem.2021.09.047).
- 84 F. Zhang and K. Zhu, Additive Engineering for Efficient and Stable Perovskite Solar Cells, *Adv. Energy Mater.*, 2020, **10**(13), 13, DOI: [10.1002/aenm.201902579](https://doi.org/10.1002/aenm.201902579).
- 85 A. Mahapatra, D. Prochowicz, M. M. Tavakoli, S. Trivedi, P. Kumar and P. Yadav, A review of aspects of additive engineering in perovskite solar cells, *J. Mater. Chem. A*, 2020, **8**(1), 1, DOI: [10.1039/C9TA07657C](https://doi.org/10.1039/C9TA07657C).
- 86 A. Boufridi and R. J. Quinn, Harnessing the Properties of Natural Products, *Annu. Rev. Pharmacol. Toxicol.*, 2018, **58**(1), 451–470, DOI: [10.1146/annurev-pharmtox-010716-105029](https://doi.org/10.1146/annurev-pharmtox-010716-105029).
- 87 J. Xie, *et al.*, Identifying the functional groups effect on passivating perovskite solar cells, *Sci. Bull.*, 2020, **65**(20), 1726–1734, DOI: [10.1016/j.scib.2020.05.031](https://doi.org/10.1016/j.scib.2020.05.031).
- 88 K. Joyce, G. T. Fabra, Y. Bozkurt and A. Pandit, Bioactive potential of natural biomaterials: identification, retention and assessment of biological properties, *Signal Transduction Targeted Ther.*, 2021, **6**(1), 122, DOI: [10.1038/s41392-021-00512-8](https://doi.org/10.1038/s41392-021-00512-8).
- 89 H. Zhu, *et al.*, Wood-Derived Materials for Green Electronics, Biological Devices, and Energy Applications, *Chem. Rev.*, 2016, **116**(16), 9305–9374, DOI: [10.1021/acs.chemrev.6b00225](https://doi.org/10.1021/acs.chemrev.6b00225).
- 90 X. W. Sun, Y. X. Zhang and D. Losic, Diatom silica, an emerging biomaterial for energy conversion and storage, *J. Mater. Chem. A*, 2017, **5**(19), 8847–8859, DOI: [10.1039/C7TA02045G](https://doi.org/10.1039/C7TA02045G).
- 91 Y. Ulusu, N. Eczacioglu and I. Gokce, Sustainable biomaterials for solar energy technologies, *Sustainable Material Solutions for Solar Energy Technologies*, Elsevier, 2021, pp. 557–592, DOI: [10.1016/B978-0-12-821592-0.00019-4](https://doi.org/10.1016/B978-0-12-821592-0.00019-4).
- 92 Y. Zhang, Z. Wang and Y.-C. Chen, Biological tunable photonics: Emerging optoelectronic applications manipulated by living biomaterials, *Prog. Quantum Electron.*, 2021, **80**, 100361, DOI: [10.1016/j.pquantelec.2021.100361](https://doi.org/10.1016/j.pquantelec.2021.100361).
- 93 C. Zhang, *et al.*, Boosting the performance of MA-free inverted perovskite solar cells *via* multifunctional amino acid additives, *J. Mater. Chem. C*, 2023, **11**(33), 11157–11166, DOI: [10.1039/D3TC01259J](https://doi.org/10.1039/D3TC01259J).
- 94 B. Liu, *et al.*, Vitamin Natural Molecule Enabled Highly Efficient and Stable Planar n–p Homojunction Perovskite Solar Cells with Efficiency Exceeding 24.2%, *Adv. Energy Mater.*, 2023, **13**(2), 2203352, DOI: [10.1002/aenm.202203352](https://doi.org/10.1002/aenm.202203352).
- 95 L. Zhang, *et al.*, Crystallization control and multisite passivation of perovskites with amino acid to boost the efficiency and stability of perovskite solar cells, *J. Mater. Chem. C*, 2020, **8**(48), 17482–17490, DOI: [10.1039/D0TC04186F](https://doi.org/10.1039/D0TC04186F).
- 96 S. Dalwadi, A. Goel, C. Kapetanakis, D. Salas-de La Cruz and X. Hu, The Integration of Biopolymer-Based Materials for Energy Storage Applications: A Review, *Int. J. Mol. Sci.*, 2023, **24**(4), 3975, DOI: [10.3390/ijms24043975](https://doi.org/10.3390/ijms24043975).
- 97 S. Bhandari, D. Mondal, S. K. Nataraj and R. G. Balakrishna, Biomolecule-derived quantum dots for sustainable optoelectronics, *Nanoscale Adv.*, 2019, **1**(3), 913–936, DOI: [10.1039/C8NA00332G](https://doi.org/10.1039/C8NA00332G).
- 98 H. Yuan, *et al.*, Steric effect of amino-acids as additives for perovskite solar cells, *J. Alloys Compd.*, 2021, **876**, 160140, DOI: [10.1016/j.jallcom.2021.160140](https://doi.org/10.1016/j.jallcom.2021.160140).
- 99 J. Hu, *et al.*, Overcoming photovoltage deficit *via* natural amino acid passivation for efficient perovskite solar cells and modules, *J. Mater. Chem. A*, 2021, **9**(9), 5857–5865, DOI: [10.1039/D0TA12342K](https://doi.org/10.1039/D0TA12342K).
- 100 M. Abdullah, R. T. Jamil and F. N. Attia, Vitamin C (Ascorbic Acid), *StatPearls*, StatPearls Publishing, Treasure Island (FL), 2023. Accessed: Oct. 10, 2023. [Online]. Available: <https://www.ncbi.nlm.nih.gov/books/NBK499877/>.
- 101 X. Xu, *et al.*, Ascorbic acid as an effective antioxidant additive to enhance the efficiency and stability of Pb/Sn-based binary perovskite solar cells, *Nano Energy*, 2017, **34**, 392–398, DOI: [10.1016/j.nanoen.2017.02.040](https://doi.org/10.1016/j.nanoen.2017.02.040).
- 102 H. Mohammadian-Sarcheshmeh, M. Mazloum-Ardakani, M. Rameez, S. Shahbazi and E. W.-G. Diao, Application of a natural antioxidant as an efficient strategy to decrease the oxidation in Sn-based perovskites, *J. Alloys Compd.*, 2020, **846**, 156351, DOI: [10.1016/j.jallcom.2020.156351](https://doi.org/10.1016/j.jallcom.2020.156351).
- 103 Y. Chen, *et al.*, Application of Natural Molecules in Efficient and Stable Perovskite Solar Cells, *Materials*, 2023, **16**(6), 2163, DOI: [10.3390/ma16062163](https://doi.org/10.3390/ma16062163).
- 104 R. J. Molyneux, S. T. Lee, D. R. Gardner, K. E. Panter and L. F. James, Phytochemicals: The good, the bad and the ugly?, *Phytochemistry*, 2007, **68**(22–24), 2973–2985, DOI: [10.1016/j.phytochem.2007.09.004](https://doi.org/10.1016/j.phytochem.2007.09.004).
- 105 F. Rabizadeh, M. S. Mirian, R. Doosti, R. Kiani-Anbouhi and E. Eftekhari, Phytochemical Classification of Medicinal Plants Used in the Treatment of Kidney Disease Based on Traditional Persian Medicine, *J. Evidence-Based Complementary Altern. Med.*, 2022, **2022**, 1–13, DOI: [10.1155/2022/8022599](https://doi.org/10.1155/2022/8022599).
- 106 A. Thakur, Health Promoting Phytochemicals in Vegetables: A Mini Review, *Int. J. Food Ferment. Technol.*, 2018, **8**(2), 2, DOI: [10.30954/2277-9396.02.2018.1](https://doi.org/10.30954/2277-9396.02.2018.1).
- 107 A. Abdal Dayem, *et al.*, The Role of Reactive Oxygen Species (ROS) in the Biological Activities of Metallic Nanoparticles, *Int. J. Mol. Sci.*, 2017, **18**(1), 1, DOI: [10.3390/ijms18010120](https://doi.org/10.3390/ijms18010120).
- 108 L. S. Berlim, A. G. Bezerra, W. M. Pazin, T. S. Ramin, W. H. Schreiner and A. S. Ito, Photophysical properties of flavonoids extracted from *Syngonanthus nitens*, the golden grass, *J. Lumin.*, 2018, **194**, 394–400, DOI: [10.1016/j.jlumin.2017.10.040](https://doi.org/10.1016/j.jlumin.2017.10.040).
- 109 K. Suwa, T. Suga, K. Oyaizu, H. Segawa and H. Nishide, Phenolic antioxidant-incorporated durable perovskite layers and their application for a solar cell, *MRS Commun.*, 2020, **10**(2), 312–316, DOI: [10.1557/mrc.2020.25](https://doi.org/10.1557/mrc.2020.25).
- 110 J. Fu, *et al.*, Efficiency improvement of planar perovskite solar cells using a phenol additive, *J. Mater. Chem. C*, 2018, **6**(43), 11519–11524, DOI: [10.1039/C8TC04525A](https://doi.org/10.1039/C8TC04525A).
- 111 M. Hosseinneshad, *et al.*, Dye-sensitized solar cells based on natural photosensitizers: A green view from Iran,



- J. Alloys Compd.*, 2020, **828**, 154329, DOI: [10.1016/j.jallcom.2020.154329](https://doi.org/10.1016/j.jallcom.2020.154329).
- 112 N. Y. Amogne, D. W. Ayele and Y. A. Tsigie, Recent advances in anthocyanin dyes extracted from plants for dye sensitized solar cell, *Mater. Renew. Sustain. Energy*, 2020, **9**(4), 4, DOI: [10.1007/s40243-020-00183-5](https://doi.org/10.1007/s40243-020-00183-5).
- 113 S. C. Ezike, C. N. Hyelnasinyi, M. A. Salawu, J. F. Wansah, A. N. Ossai and N. N. Agu, Synergistic effect of chlorophyll and anthocyanin Co-sensitizers in TiO₂-based dye-sensitized solar cells, *Surf. Interfaces*, 2021, **22**, 100882, DOI: [10.1016/j.surfin.2020.100882](https://doi.org/10.1016/j.surfin.2020.100882).
- 114 T. Rajaramanan, *et al.*, Natural sensitizer extracted from *Mussaenda erythrophylla* for dye-sensitized solar cell, *Sci. Rep.*, 2023, **13**(1), 13844, DOI: [10.1038/s41598-023-40437-6](https://doi.org/10.1038/s41598-023-40437-6).
- 115 Y. Kusumawati, A. S. Hutama, D. V. Wellia and R. Subagyo, Natural resources for dye-sensitized solar cells, *Heliyon*, 2021, **7**(12), e08436, DOI: [10.1016/j.heliyon.2021.e08436](https://doi.org/10.1016/j.heliyon.2021.e08436).
- 116 E. González-Juárez, *et al.*, Enhancing the stability and efficiency of MAPbI₃ perovskite solar cells by theophylline-BF₄ – alkaloid derivatives, a theoretical-experimental approach, *RSC Adv.*, 2023, **13**(8), 5070–5080, DOI: [10.1039/D2RA07580F](https://doi.org/10.1039/D2RA07580F).
- 117 X. Zhuang, *et al.*, Learning From Plants: Lycopene Additive Passivation toward Efficient and ‘Fresh’ Perovskite Solar Cells with Oxygen and Ultraviolet Resistance, *Adv. Energy Mater.*, 2022, **12**(25), 2200614, DOI: [10.1002/aenm.202200614](https://doi.org/10.1002/aenm.202200614).
- 118 C. O. Perera and G. M. Yen, Functional Properties of Carotenoids in Human Health, *Int. J. Food Prop.*, 2007, **10**(2), 201–230, DOI: [10.1080/10942910601045271](https://doi.org/10.1080/10942910601045271).
- 119 A. Singh and T. Mukherjee, Application of carotenoids in sustainable energy and green electronics, *Mater. Adv.*, 2022, **3**(3), 1341–1358, DOI: [10.1039/D1MA01070K](https://doi.org/10.1039/D1MA01070K).
- 120 P. Ebrahimi and A. Lante, Polyphenols: A Comprehensive Review of their Nutritional Properties, *Open Biotechnol. J.*, 2021, **15**(1), 164–172, DOI: [10.2174/1874070702115010164](https://doi.org/10.2174/1874070702115010164).
- 121 Y. Zhang, P. Cai, G. Cheng and Y. Zhang, A Brief Review of Phenolic Compounds Identified from Plants: Their Extraction, Analysis, and Biological Activity, *Nat. Prod. Commun.*, 2022, **17**(1), 1934578X2110697, DOI: [10.1177/1934578X211069721](https://doi.org/10.1177/1934578X211069721).
- 122 D. Tsimogiannis and V. Oreopoulou, Classification of Phenolic Compounds in Plants, *Polyphenols in Plants*, Elsevier, 2019, pp. 263–284, DOI: [10.1016/B978-0-12-813768-0.00026-8](https://doi.org/10.1016/B978-0-12-813768-0.00026-8).
- 123 H. Al Mamari, Phenolic Compounds: Classification, Chemistry, and Updated Techniques of Analysis and Synthesis, in *Biochemistry*, ed. F. A. Badria, IntechOpen, 2022, vol. 26, DOI: [10.5772/intechopen.98958](https://doi.org/10.5772/intechopen.98958).
- 124 T. Wang, *et al.*, Highly Air-Stable Tin-Based Perovskite Solar Cells through Grain-Surface Protection by Gallic Acid, *ACS Energy Lett.*, 2020, **5**(6), 1741–1749, DOI: [10.1021/acsenerylett.0c00526](https://doi.org/10.1021/acsenerylett.0c00526).
- 125 H. Liu, *et al.*, Modulated Crystallization and Reduced V_{OC} Deficit of Mixed Lead–Tin Perovskite Solar Cells with Antioxidant Caffeic Acid, *ACS Energy Lett.*, 2021, **6**(8), 2907–2916, DOI: [10.1021/acsenerylett.1c01217](https://doi.org/10.1021/acsenerylett.1c01217).
- 126 H. Liu, J. Dong, P. Wang, B. Shi, Y. Zhao and X. Zhang, Suppressing the Photoinduced Halide Segregation in Wide-Bandgap Perovskite Solar Cells by Strain Relaxation, *Adv. Funct. Mater.*, 2023, **33**(41), 2303673, DOI: [10.1002/adfm.202303673](https://doi.org/10.1002/adfm.202303673).
- 127 Y. Zhang, B. Zhao, L. Liu and N. Wang, Interfacial Molecular Lock Enables Highly Efficient Tin Perovskite Solar Cells, *ACS Appl. Mater. Interfaces*, 2023, acsami.3c10146, DOI: [10.1021/acscami.3c10146](https://doi.org/10.1021/acscami.3c10146).
- 128 W.-F. Yang, *et al.*, Suppressed oxidation of tin perovskite by Catechin for eco-friendly indoor photovoltaics, *Appl. Phys. Lett.*, 2021, **118**(2), 023501, DOI: [10.1063/5.0032951](https://doi.org/10.1063/5.0032951).
- 129 C. Khaleel, N. Tabanca and G. Buchbauer, α -Terpineol, a natural monoterpene: A review of its biological properties, *Open Chem.*, 2018, **16**(1), 349–361, DOI: [10.1515/chem-2018-0040](https://doi.org/10.1515/chem-2018-0040).
- 130 G. Giuliano, A. Bonasera, M. Scopelliti, D. Chillura Martino, T. Fiore and B. Pignataro, Boosting the Performance of One-Step Solution-Processed Perovskite Solar Cells Using a Natural Monoterpene Alcohol as a Green Solvent Additive, *ACS Appl. Electron. Mater.*, 2021, **3**(4), 4, DOI: [10.1021/acsaelm.1c00084](https://doi.org/10.1021/acsaelm.1c00084).
- 131 S. Xiong, *et al.*, Defect passivation by nontoxic biomaterial yields 21% efficiency perovskite solar cells, *J. Energy Chem.*, 2021, **55**, 265–271, DOI: [10.1016/j.jechem.2020.06.061](https://doi.org/10.1016/j.jechem.2020.06.061).
- 132 P. Dey, *et al.*, Analysis of alkaloids (indole alkaloids, isoquinoline alkaloids, tropane alkaloids), *Recent Advances in Natural Products Analysis*, Elsevier, 2020, pp. 505–567, DOI: [10.1016/B978-0-12-816455-6.00015-9](https://doi.org/10.1016/B978-0-12-816455-6.00015-9).
- 133 H. E. Cortés-Ferré, D. Guajardo-Flores, G. Romero-De La Vega and J. A. Gutierrez-Urbe, Recovery of Capsaicinoids and Other Phytochemicals Involved With TRPV-1 Receptor to Re-valorize Chili Pepper Waste and Produce Nutraceuticals, *Front. Sustain. Food Syst.*, 2021, **4**, 588534, DOI: [10.3389/fsufs.2020.588534](https://doi.org/10.3389/fsufs.2020.588534).
- 134 H.-W. Zhang, *et al.*, Improving Efficiency and Stability of p–i–n Perovskite Solar Cells by Capsaicin-Based Antisolvent Additive Engineering, *Sol. RRL*, 2023, **7**(21), 2300511, DOI: [10.1002/solr.202300511](https://doi.org/10.1002/solr.202300511).
- 135 G. Li, *et al.*, Excellent quinoline additive in perovskite toward to efficient and stable perovskite solar cells, *J. Power Sources*, 2021, **481**, 228857, DOI: [10.1016/j.jpowsour.2020.228857](https://doi.org/10.1016/j.jpowsour.2020.228857).
- 136 R. Wang, *et al.*, Caffeine Improves the Performance and Thermal Stability of Perovskite Solar Cells, *Joule*, 2019, **3**(6), 1464–1477, DOI: [10.1016/j.joule.2019.04.005](https://doi.org/10.1016/j.joule.2019.04.005).
- 137 R. Dhanabal, D. Kasinathan, A. Mahalingam, K. Madhuri, A. C. Bose and S. R. Dey, Caffeine additive based nanoarchitectonics of methylammonium lead iodide (MAPbI₃) perovskite solar cell device: investigations on charge carrier properties using AC impedance spectroscopy, *J. Mater. Sci. Mater. Electron.*, 2023, **34**(33), 2205, DOI: [10.1007/s10854-023-11569-2](https://doi.org/10.1007/s10854-023-11569-2).
- 138 R. Wang, *et al.*, Constructive molecular configurations for surface-defect passivation of perovskite photovoltaics, *Science*, 2019, **366**(6472), 1509–1513, DOI: [10.1126/science.aay9698](https://doi.org/10.1126/science.aay9698).
- 139 S. Liu, *et al.*, Boost the efficiency of nickel oxide-based formamidinium-cesium perovskite solar cells to 21% by



- using coumarin 343 dye as defect passivator, *Nano Energy*, 2022, **94**, 106935, DOI: [10.1016/j.nanoen.2022.106935](https://doi.org/10.1016/j.nanoen.2022.106935).
- 140 L. Xie, *et al.*, A Deformable Additive on Defects Passivation and Phase Segregation Inhibition Enables the Efficiency of Inverted Perovskite Solar Cells over 24%, *Adv. Mater.*, 2023, **35**(38), 2302752, DOI: [10.1002/adma.202302752](https://doi.org/10.1002/adma.202302752).
- 141 Z. Ju, J. Sun and Y. Liu, Molecular Structures and Spectral Properties of Natural Indigo and Indirubin: Experimental and DFT Studies, *Molecules*, 2019, **24**(21), 3831, DOI: [10.3390/molecules24213831](https://doi.org/10.3390/molecules24213831).
- 142 J. Guo, *et al.*, Indigo: A Natural Molecular Passivator for Efficient Perovskite Solar Cells, *Adv. Energy Mater.*, 2022, **12**(22), 2200537, DOI: [10.1002/aenm.202200537](https://doi.org/10.1002/aenm.202200537).
- 143 Y. Deng, X. Li and R. Wang, Carboxyl functional group-assisted defects passivation strategy for efficient air-processed perovskite solar cells with excellent ambient stability, *Sol. Energy Mater. Sol. Cells*, 2021, **230**, 111242, DOI: [10.1016/j.solmat.2021.111242](https://doi.org/10.1016/j.solmat.2021.111242).
- 144 F. Cai, *et al.*, Performance Improvement of Planar Perovskite Solar Cells Using Lauric Acid as Interfacial Modifier, *ACS Appl. Energy Mater.*, 2022, **5**(7), 8501–8509, DOI: [10.1021/acsaem.2c01035](https://doi.org/10.1021/acsaem.2c01035).
- 145 P. M. Hangoma, *et al.*, Improved Moisture Stability of Perovskite Solar Cells with a Surface-Treated PCBM Layer, *Sol. RRL*, 2019, **3**(2), 1800289, DOI: [10.1002/solr.201800289](https://doi.org/10.1002/solr.201800289).
- 146 G. Abdelmageed, H. R. Sully, S. Bonabi Naghadeh, A. El-Hag Ali, S. A. Carter and J. Z. Zhang, Improved Stability of Organometal Halide Perovskite Films and Solar Cells toward Humidity *via* Surface Passivation with Oleic Acid, *ACS Appl. Energy Mater.*, 2018, **1**(2), 387–392, DOI: [10.1021/acsaem.7b00069](https://doi.org/10.1021/acsaem.7b00069).
- 147 M. Adil Afroz, *et al.*, Thermal Stability and Performance Enhancement of Perovskite Solar Cells Through Oxalic Acid-Induced Perovskite Formation, *ACS Appl. Energy Mater.*, 2020, **3**(3), 2432–2439, DOI: [10.1021/acsaem.9b02111](https://doi.org/10.1021/acsaem.9b02111).
- 148 Y. Guo, *et al.*, Citric Acid Modulated Growth of Oriented Lead Perovskite Crystals for Efficient Solar Cells, *J. Am. Chem. Soc.*, 2017, **139**(28), 9598–9604, DOI: [10.1021/jacs.7b03856](https://doi.org/10.1021/jacs.7b03856).
- 149 M. K. A. Mohammed, *et al.*, Stable Hole-Transporting Material-Free Perovskite Solar Cells with Efficiency Exceeding 14% *via* the Introduction of a Malonic Acid Additive for a Perovskite Precursor, *Energy Fuels*, 2022, **36**(21), 13187–13194, DOI: [10.1021/acs.energyfuels.2c02878](https://doi.org/10.1021/acs.energyfuels.2c02878).
- 150 Y. Huang, S. Li, C. Wu, S. Wang, C. Wang and R. Ma, Interfacial modification by multifunctional octocrylene for high efficiency and stable planar perovskite solar cells, *Chem. Commun.*, 2020, **56**(49), 6731–6734, DOI: [10.1039/C9CC09075D](https://doi.org/10.1039/C9CC09075D).

