

COMMUNICATION

View Article Online
View Journal | View Issue

Cite this: *Dalton Trans.*, 2025, **54**, 6369

Received 30th October 2024,
Accepted 27th March 2025

DOI: 10.1039/d4dt03033h

rsc.li/dalton

Enhanced methods for the undecachlorination of $[\text{HCB}_{11}\text{H}_{11}]^-$ and syntheses of $[\text{XCB}_{11}\text{Cl}_{11}]^-$ from $[\text{HCB}_{11}\text{Cl}_{11}]^-$ ($\text{X} = \text{Cl}, \text{Br}, \text{I}, \text{NH}_2$)†

Jack P. Raker,  Jovanny J. Contreras, S. Olivia Gunther  and Oleg V. Ozerov *

Utilizing $\text{SbCl}_3/\text{SbCl}_5$ mixtures at reflux, or of TCCA in a solid–solid reaction at 200 °C (with properly described precautions) are described as reliable and convenient procedures for the conversion of $[\text{HCB}_{11}\text{H}_{11}]^-$ into $[\text{HCB}_{11}\text{Cl}_{11}]^-$. Procedures for the derivatization of the carbon vertex of $[\text{HCB}_{11}\text{Cl}_{11}]^-$ to prepare $[\text{XCB}_{11}\text{Cl}_{11}]^-$ salts ($\text{X} = \text{Cl}, \text{Br}, \text{I}, \text{NH}_2$) are also formulated.

Anions based on the 1-carba-*closo*-dodecaborate cage (hereafter: carboranes)¹ are a class of weakly coordinating anions² with many desirable properties.^{3,4} The parent carborane $[\text{HCB}_{11}\text{H}_{11}]^-$ can be substituted at the boron and carbon positions while maintaining cage integrity; these synthetic efforts have been thoroughly reviewed.^{3,4} Among the various substituted carboranes, $[\text{HCB}_{11}\text{Cl}_{11}]^-$ possesses an attractive combination of weak basicity, resistance to oxidation, robustness, and solubility.^{5,6} It has allowed isolation of one of the strongest possible purely Brønsted acids $\text{H}[\text{HCB}_{11}\text{Cl}_{11}]$, which is stable to sublimation at 200 °C.^{7,8} It has also been used in the isolation of highly reactive carbocations, main group cations,^{9–13} as well as shown to be a competent counteranion in high-temperature, transition metal-catalyzed olefin polymerization.¹⁴ Accordingly, development of a reliable and convenient synthesis of $[\text{HCB}_{11}\text{Cl}_{11}]^-$ has attracted considerable attention.

The synthesis of $[\text{HCB}_{11}\text{Cl}_{11}]^-$ by Reed *et al.*, originally reported in 1998, utilizes ICl as the chlorination agent in triflic acid as solvent at 220 °C (Fig. 1).^{7,15} It is consistently reproducible, but requires an expensive pressure-rated reactor, which also dramatically limits the reaction scale (to about 2 g in Reed's procedure). In addition, it is a lengthy process, taking weeks to the isolation of the pure product. An alternative method that can use non-gaseous reagents at atmospheric

pressure and in regular glassware would clearly be advantageous.

In 2010, we reported two procedures that represented a significant improvement: reactions of $\text{Cs}[\text{HCB}_{11}\text{H}_{11}]$ with either SO_2Cl_2 or SbCl_5 at reflux.¹⁶ Both employed readily available and inexpensive liquid reagents as solvents. The SO_2Cl_2 procedure in particular seemed nearly perfect, because of the low

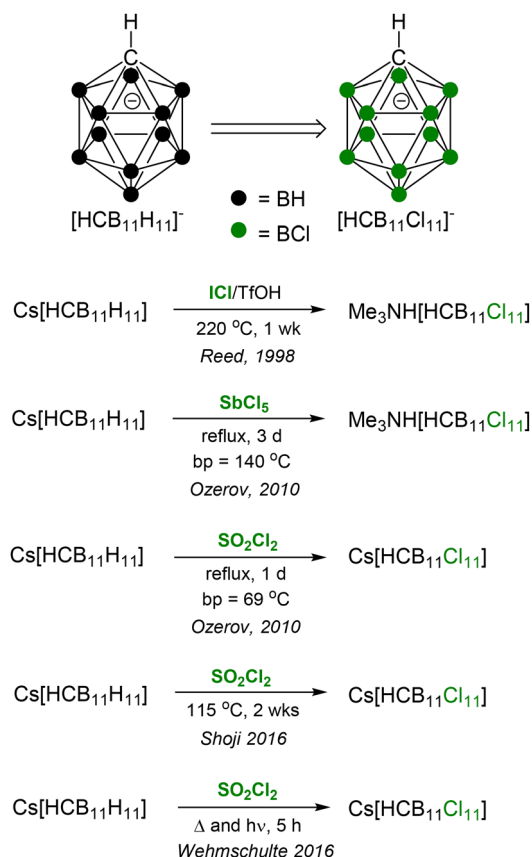


Fig. 1 Previously reported methods for the synthesis of $[\text{HCB}_{11}\text{Cl}_{11}]^-$. Details of workup and cation exchange not shown.

Department of Chemistry, Texas A&M University, College Station, TX 77842, USA.

E-mail: ozerov@chem.tamu.edu

† Electronic supplementary information (ESI) available: NMR spectra, experimental descriptions. See DOI: <https://doi.org/10.1039/d4dt03033h>

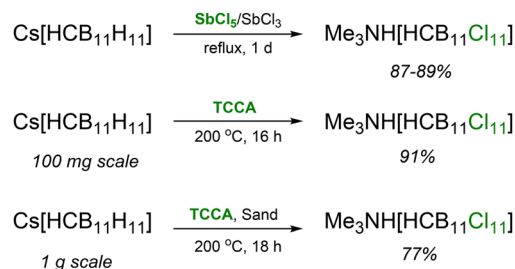
volatility of SO_2Cl_2 itself and of the presumed chlorination by-products (SO_2 and HCl). However, we were quickly hit with reports of irreproducibility after the publication of the paper, and soon encountered this issue ourselves. It turned out that, at least in our hands, only a particular batch of $\text{Cs}[\text{HCB}_{11}\text{H}_{11}]$, and a particular brand of SO_2Cl_2 gave consistent undecachlorination, but otherwise only partial chlorination was achieved. We spent considerable effort to ascertain the origin of these discrepancies, but were ultimately unsuccessful. We did later show that $\text{SO}_2\text{Cl}_2/\text{MeCN}$ at reflux is an effective way to convert $[\text{B}_{12}\text{H}_{12}]^{2-}$ into $[\text{B}_{12}\text{Cl}_{12}]^{2-}$.¹⁷ Duttwyler *et al.* also reported the use of SO_2Cl_2 in the undecachlorination of $[\text{HOB}_{12}\text{H}_{11}]^-$.¹⁸

The SbCl_5 synthesis of $[\text{HCB}_{11}\text{Cl}_{11}]^-$ has been used by others,¹⁹ although some have noted difficulty,²⁰ and proved robustly reproducible in our hands. However, it has two disadvantages. First, because of the relatively high boiling points of SbCl_5 (140 °C) and the chlorination by-product SbCl_3 (224 °C), the workup is laborious. Second, although we originally reported undecachlorination with SbCl_5 in as little as 1–3 days, the reaction sometimes takes up to a week²¹ for full conversion, and quality control by ^{11}B NMR or mass-spectrometry is warranted before workup. Notably, the SbCl_5 method was also successfully used for the undecachlorination of the related $[\text{H}_3\text{NB}_{12}\text{H}_{11}]^-$ anion by Jenne *et al.*,²² and by our group in the synthesis of the $[\text{HCB}_{11}\text{Cl}_{10}(\text{OTf})]^-$ anion.²³

Subsequently, Shoji and coworkers reported complete undecachlorination of $\text{Cs}[\text{HCB}_{11}\text{H}_{11}]$ using SO_2Cl_2 at 115 °C in a pressure reactor, although the reaction required 2 weeks to completion.²⁴ Wehmschulte and coworkers reported a different variant of the SO_2Cl_2 procedure by utilizing UV irradiation to drive undecachlorination to completion in an hour.²⁵ Clearly, using SO_2Cl_2 under thermally or photochemically more forcing conditions leads to improved reactivity. However, these procedures again require specialized equipment (a pressure-rated reactor or a UV reactor plus quartz glassware), which limit availability, and may also limit the plausible laboratory scale. On balance, we continued to be interested in finding a more attractive, simpler procedure.

In considering improvements to the SbCl_5 method, we surmised that performing the reaction at a higher temperature may result in faster and more reliable conversion. We further hypothesized that SbCl_3 (bp = 224 °C) may be an appropriate co-solvent to raise the boiling point of the reaction mixture with SbCl_5 (140 °C), without needing pressurized equipment. The melting point of SbCl_3 (73 °C) also appeared appropriate. SbCl_3 is a by-product of using SbCl_5 as a chlorinating agent, so chemical compatibility was not a concern.

We first examined the reaction of $\text{Cs}[\text{HCB}_{11}\text{H}_{11}]$ with SbCl_3 alone as a control. Refluxing the mixture for 3 d led to only a modest amount of cage chlorination (Cl_1 to Cl_3 , MS evidence). But when this mixture (after cooling) was treated with an excess of SbCl_5 and then allowed to reflux for 16 h, MS evidence indicated near-quantitative conversion to $[\text{HCB}_{11}\text{Cl}_{11}]^-$. Encouraged by this finding, we performed chlorinations of 0.5 g and of 6 g $\text{Cs}[\text{HCB}_{11}\text{H}_{11}]$ with $\text{SbCl}_3/\text{SbCl}_5$ mixtures, overnight under reflux. In both cases, complete conversion to



Scheme 1 New syntheses of $[\text{HCB}_{11}\text{Cl}_{11}]^-$. Details of workup and cation exchange not shown.

$[\text{HCB}_{11}\text{Cl}_{11}]^-$ was noted by MS and ^{11}B NMR spectroscopy, and $[\text{Me}_3\text{NH}][\text{HCB}_{11}\text{Cl}_{11}]$ was isolated in 87% and 89% yield after standard workup (Scheme 1).

A separate experiment with 1 g of $\text{Cs}[\text{HCB}_{11}\text{H}_{11}]$ and $\text{SbCl}_3/\text{SbCl}_5$ under reflux was monitored at more frequent intervals, and it was determined that full conversion to $[\text{HCB}_{11}\text{Cl}_{11}]^-$ was reached after only 4 h. Thus, “overnight” (*ca.* 18 h) treatment is probably unnecessary, but is a convenient period that is likely to always be sufficient, at least under normal atmospheric pressure conditions (Texas A&M University is at <100 m elevation from sea level). These experiments were run with 16–20 equivalents of SbCl_5 and 70–100 equivalents of SbCl_3 per $\text{Cs}[\text{HCB}_{11}\text{H}_{11}]$, thus they generate a substantial amount of Sb waste.

Considering other options, we were attracted to VCl_4 as a liquid, relatively inexpensive chlorinating agent with a boiling point (148 °C) that appeared appropriate. In addition, the notion of using a transition metal-based (paramagnetic!) solvent and reagent to functionalize a main group compound carried a certain contrarian appeal. Refluxing $\text{Cs}[\text{HCB}_{11}\text{H}_{11}]$ in VCl_4 for 48 h did lead to substantial cage chlorination, however it was a mixture of several different carboranes in the $\text{Cl}_5\text{--Cl}_{11}$ range. Therefore, VCl_4 chemistry was not pursued further here.

We also decided to explore trichloroisocyanuric acid (TCCA) as an alternative chlorinating agent. TCCA is a very inexpensive common water treatment material (known as “pool chlorine” in the US). Mixing 100 mg of $\text{Cs}[\text{HCB}_{11}\text{H}_{11}]$ and TCCA (16 equiv.) as solids, and heating them in a glass flask with stirring at 200 °C for 16 h resulted in complete chlorination of the boron positions and the conversion to $[\text{HCB}_{11}\text{Cl}_{11}]^-$ and $[\text{ClCB}_{11}\text{Cl}_{11}]^-$ (MS evidence). Treatment of this mixture with excess Na_2SO_3 served to cleave the C–Cl bond in the latter, and led to the isolation of $[\text{HNMe}_3][\text{HCB}_{11}\text{Cl}_{11}]$ in 91% yield upon further workup. However, we observed that the solid–solid reaction of TCCA with $\text{Cs}[\text{HCB}_{11}\text{H}_{11}]$ tends to turn violent at the initial stages of mixing, or after heating is initiated, depending on the reaction mass and particle size. At the 100 mg scale or less, the violent nature of this event is tolerable for use in a fume hood with standard personal protective equipment. But at larger scales, the violence of the event becomes closer to what would be described as an “explosion”, and we strongly advise against attempts at >100 mg scale of Cs



[HCB₁₁H₁₁]. Besides the obvious safety concern, larger scale reactions led to significantly lower yields of the isolated [HNMe₃][HCB₁₁Cl₁₁]. It is not clear whether the lower yields are a result of chemical degradation in the runaway event, or also of the physical dispersal of the material. Furthermore, it is not clear to us that the observed violent events are a consequence of the runaway exothermic chlorination alone, or also of the triggered violent decomposition of TCCA. After all, the desired chlorination reaction is not conceived to generate gases which was clearly the case in the runaway event observations.

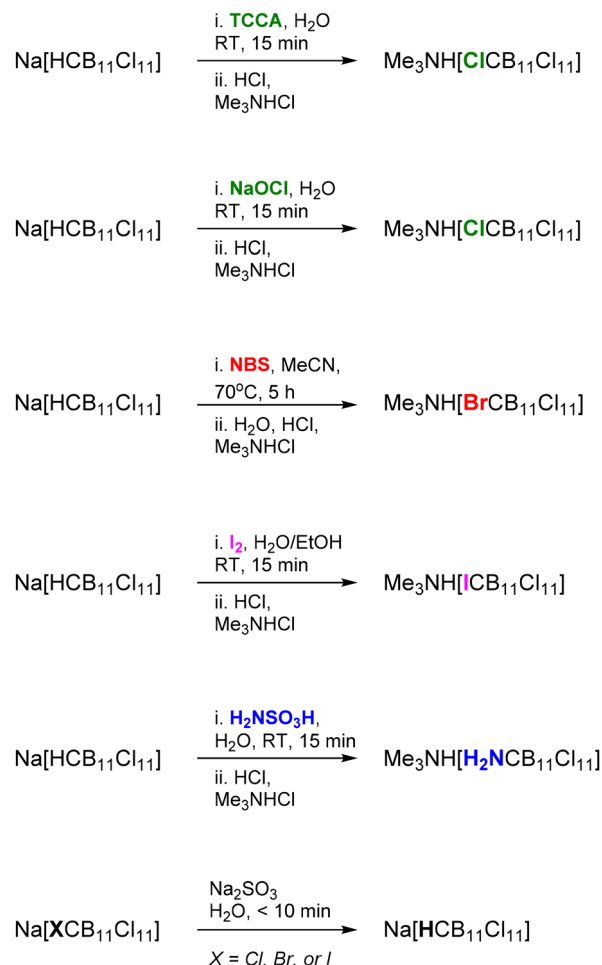
We explored the analogous use of other inexpensive N-Cl reagents *N*-chlorosuccinimide (NCS) and 1,3-dichloro-5,5-dimethylhydantoin (DCDMH). However, we observed only incomplete chlorination of the cage in these attempts.

Next, we attempted to obviate the undesired runaway event *via* initial chlorination of Cs[HCB₁₁H₁₁] in a solvent as a heat sink. Treatment of Cs[HCB₁₁H₁₁] with TCCA at ambient temperature in dichloromethane appeared to be safe, and did lead to partial chlorination of the cage. However, we observed that the subsequent evaporation of the solvent and treatment of the partially chlorinated residue with TCCA could still lead to the undesired runaway event. Cs[HCB₁₁H₁₁] was also only partially chlorinated with TCCA in boiling water. Moreover, on one occasion, a boiling water reaction detonated about an hour after being brought to reflux; we strongly advise against performing such reactions.

However, we were able to find success in scaling up TCCA reactions in the presence of ostensibly inert solids as ballast mass (Scheme 1). We safely performed the reaction a 1 g scale of Cs[HCB₁₁H₁₁] with 200 g NaCl and 13.5 g TCCA (16 equiv.) in the solid state at 200 °C and analogously, with 275 g of sand instead of NaCl. No runaway observations were noted. The reaction with sand produced a better yield (77%) of a purer [HNMe₃][HCB₁₁Cl₁₁] upon workup than the one with NaCl. We surmise that the ballast mass serves as an inert heat sink that prevents a runaway thermal reaction.

The melting points of TCCA and of the presumed products derived from it (cyanuric acid, mono- and dichlorocyanuric acid) are above 200 °C, so the reaction is ostensibly proceeding in the solid. It is likely that the vapor pressure of TCCA at 200 °C is sufficient for some amount of mass transport taking place *via* the gas phase, in addition to the solid–solid contact.

Having observed C-chlorination with TCCA, we separately investigated the conversion of the C–H functionality in [HCB₁₁Cl₁₁][−] to simple C–X groups under milder conditions (Scheme 2). [HCB₁₁Cl₁₁][−] can be deprotonated, at least partly, by relatively weak bases on the order of alkoxide/hydroxide.²⁶ We observed little difference in the ¹¹B NMR spectra between solutions of Na[HCB₁₁Cl₁₁] alone in water, and in the presence of 1 equiv. of NaOH. However, even partial deprotonation is kinetically sufficient. We found that treatment of Na[HCB₁₁Cl₁₁] with NaOH (1.2 equiv.) in water, followed by TCCA (1 equiv.), resulted in full conversion to [ClCB₁₁Cl₁₁][−] after 15 min (¹¹B NMR evidence). Me₃NH[ClCB₁₁Cl₁₁] was isolated in 81% yield upon workup. Similarly, NaOCl can be used



Scheme 2 Elaboration of the carbon vertex in [HCB₁₁Cl₁₁][−].

instead of TCCA. When aqueous Na[HCB₁₁Cl₁₁]/NaOH was treated with H₂NSO₃H or with I₂ (in EtOH), [H₂NCB₁₁Cl₁₁][−] and [ICB₁₁Cl₁₁][−] were cleanly produced *in situ*, and isolated in high yield as Me₃NH⁺ salts. The analogous reaction with Br₂ did not lead to high conversion to [BrCB₁₁Cl₁₁][−] and the reaction with H₂O₂ did not produce any C-hydroxylated derivative. However, we were able to isolate Me₃NH[BrCB₁₁Cl₁₁] in high yield after workup from a reaction of Na[HCB₁₁Cl₁₁] with *N*-bromosuccinimide in acetonitrile at 70 °C. On the other hand, no reaction took place between Na[HCB₁₁Cl₁₁] and *N*-hydroxysuccinimide under the same conditions.

To the best of our knowledge, of the dodecahalogenated [XCB₁₁X₁₁][−] anions (X = halogen), only [BrCB₁₁Br₁₁][−] was previously reported, *via* sealed tube synthesis with HOTf/Br₂ at 250 °C.²⁷ A few carboranes of a general formula [H₂N-CB₁₁X₁₁][−] have been reported, but they were prepared *via* halogenation of an H₂N-C containing carborane precursor.^{28–30} H₂NSO₃H has been used to aminate the [B₁₂H₁₂]^{2−} cage.²²

Dehalogenation of the isolated [HalCB₁₁Cl₁₁][−] anions (Hal = Cl, Br, I) was easily accomplished in aqueous solution by treatment with sodium sulfite at ambient temperature. The carbon in [HalCB₁₁Cl₁₁][−] is effectively playing a role of a more electronega-



tive element, and of a good leaving group in the likely attack on the halogen by the sulfite or hydrosulfite anion.

In summary, we have demonstrated two new methods for the synthesis of the valuable $[\text{HCB}_{11}\text{Cl}_{11}]^-$ anion – using either a $\text{SbCl}_3/\text{SbCl}_5$ mixture, or TCCA in a solid–solid reaction. Compared to the previously reported methods, these offer improved convenience, reduced times, and greater reproducibility without requiring any equipment besides standard laboratory glassware. In particular, the TCCA method is arguably the most convenient to date, considering the simplicity of workup and the low cost of TCCA.

Data availability

The data supporting this article have been included as part of the ESI.†

Conflicts of interest

There are no conflicts to declare.

Acknowledgements

We are thankful for the support of this research by the Office of Science of the US Department of Energy, Basic Energy Sciences (Grant DE-SC0023280 to O. V. O.). We want to acknowledge Dr Samantha Yruegas and Dr Jillian J. Davidson for some initial screening experiments related to the carbon vertex substitution. We thank Dr Yohannes H. Rezenom for performing HRMS analysis. We also want to thank Dr Gregory P. Wylie and Dr Douglas W. Elliott for assistance in design and execution of long-duration NMR experiments.

References

- 1 C. A. Reed, *Acc. Chem. Res.*, 1998, **31**, 133–139.
- 2 I. M. Riddlestone, A. Kraft, J. Schaefer and I. Krossing, *Angew. Chem., Int. Ed.*, 2018, **57**, 13982–14024.
- 3 L. Wang, Y. Jiang, S. Duttwyler, F. Lin and Y. Zhong, *Coord. Chem. Rev.*, 2024, **516**, 215974.
- 4 C. Douvris and J. Michl, *Chem. Rev.*, 2013, **113**(10), PR179–PR233.
- 5 A. Wahab, C. Douvris, J. Klíma, F. Šembera, J. Ugolotti, J. Kaleta, J. Ludvik and J. Michl, *Inorg. Chem.*, 2017, **56**, 269–276.
- 6 E. S. Stoyanov, K.-C. Kim and C. A. Reed, *J. Am. Chem. Soc.*, 2006, **128**, 8500–8508.
- 7 M. Juhasz, S. Hofmann, E. S. Stoyanov, K. Kim and C. A. Reed, *Angew. Chem., Int. Ed.*, 2004, **43**, 5352.
- 8 M. Nava, I. V. Stoyanova, S. Cummings, E. S. Stoyanov and C. A. Reed, $\text{H}[\text{HCB}_{11}\text{F}_{11}]$ is an even stronger Brønsted acid, but the preparation of the $[\text{HCB}_{11}\text{F}_{11}]^-$ anion requires the use of F_2 gas, *Angew. Chem., Int. Ed.*, 2014, **53**, 1131–1134.
- 9 C. A. Reed, *Acc. Chem. Res.*, 2010, **43**, 121–128.
- 10 S. O. Gunther, C.-I. Lee, E. Song, N. Bhuvanesh and O. V. Ozerov, *Chem. Sci.*, 2022, **13**, 4972–4976.
- 11 T. Kato and C. A. Reed, *Angew. Chem., Int. Ed.*, 2004, **43**, 2908–2911.
- 12 H. F. T. Klare, L. Albers, L. Süss, S. Keess, T. Muller and M. Oestreich, *Chem. Rev.*, 2021, **121**, 5889–5985.
- 13 K.-C. Kim, C. A. Reed, D. W. Elliott, L. J. Mueller, F. Tham, L. Lin and J. B. Lambert, *Science*, 2002, **297**, 825–827.
- 14 S. O. Gunther, Q. Lai, T. Senecal, R. Huacuja, S. Bremer, D. M. Pearson, J. C. Demott, N. Bhuvanesh, O. V. Ozerov and J. Klosin, *ACS Catal.*, 2021, **11**, 3335–3342.
- 15 Z. Xie, C. Tsang, E. T. Sze, Q. Yang, D. T. W. Chan and T. C. W. Mak, *Inorg. Chem.*, 1998, **37**, 6444–6451.
- 16 W. Gu, B. J. McCulloch, J. H. Reibenspies and O. V. Ozerov, *Chem. Commun.*, 2010, **46**, 2820–2822.
- 17 W. Gu and O. V. Ozerov, *Inorg. Chem.*, 2011, **50**, 2726–2728.
- 18 Y. Zhang, J. Liu and S. Duttwyler, *Eur. J. Inorg. Chem.*, 2015, 5158–5162.
- 19 V. Lavallo, J. H. Wright II, F. S. Tham and S. Quinlivan, *Angew. Chem., Int. Ed.*, 2013, **52**, 3172–3176.
- 20 A. Hepp, R. Labow, F. Reiss, A. Schulz and A. Villinger, *Eur. J. Inorg. Chem.*, 2018, 2905–2914.
- 21 H. Poleschner and K. Seppelt, *Angew. Chem., Int. Ed.*, 2013, **52**, 12838–12842.
- 22 C. Bolli, J. Derendorf, C. Jenne, H. Scherer, C. P. Sindlinger and B. Wegener, *Chem. – Eur. J.*, 2014, **20**, 13783–13792.
- 23 L. P. Press, B. J. McCulloch, W. Gu, C.-H. Chen, B. M. Foxman and O. V. Ozerov, *Chem. Commun.*, 2015, **51**, 14034–14037.
- 24 N. Tanaka, Y. Shoji and T. Fukushima, *Organometallics*, 2016, **35**, 2022–2025.
- 25 M. Saleh, D. R. Powell and R. J. Wehmschulte, *Inorg. Chem.*, 2016, **55**, 10617–10627.
- 26 R. Ramírez-Contreras and O. V. Ozerov, *Dalton Trans.*, 2012, **41**, 7842–7844.
- 27 Z. Xie, C.-W. Tsang, E. T.-P. Sze, Q. Yang, D. T. W. Chan and T. C. W. Mak, *Inorg. Chem.*, 1998, **37**, 6444–6451.
- 28 M. Finze, G. J. Reiss and M. Záhres, *Inorg. Chem.*, 2007, **46**, 9873–9883.
- 29 R. R. Srivastava, D. K. Hamlin and D. S. Wilbur, *J. Org. Chem.*, 1996, **61**, 9041–9044.
- 30 M. Finze and J. A. P. Sprenger, *Z. Anorg. Allg. Chem.*, 2010, **636**, 1538–1542.

