



Cite this: *Org. Biomol. Chem.*, 2021, **19**, 2949

## Controlling selectivity in N-heterocycle directed borylation of indoles†

S. A. Iqbal, K. Yuan, J. Cid,  J. Pahl and M. J. Ingleson \*

Electrophilic borylation of indoles with  $BX_3$  ( $X = Cl$  or  $Br$ ) using directing groups installed at N1 can proceed at the C2 or the C7 position. The six membered heterocycle directing groups utilised herein, pyridines and pyrimidine, result in indole C2 borylation being the dominant outcome (in the absence of a C2-substituent). In contrast, C7 borylation was achieved using five membered heterocycle directing groups, such as thiazole and benzoxazole. Calculations on the borylation of indole substituted with a five (thiazole) and a six (pyrimidine) membered heterocycle directing group indicated that borylation proceeds via borenium cations with arenium cation formation having the highest barrier in both cases. The C7 borylated isomer was calculated to be the thermodynamically favoured product with both five and six membered heterocycle directing groups, but for pyrimidine directed indole borylation the C2 product was calculated to be the kinetic product. This is in contrast to thiazole directed indole borylation with  $BCl_3$  where the C7 borylated isomer is the kinetic product too. Thus, heterocycle ring size is a useful way to control C2 vs. C7 selectivity in N-heterocycle directed indole C–H borylation.

Received 5th January 2021,  
Accepted 10th March 2021

DOI: 10.1039/d1ob00018g

rsc.li/obc

## Introduction

Derivatives of the heterocycle indole are core motifs in a variety of bioactive compounds such as Hippadine, Chloropeptin I and Chuangxinmycin,<sup>1</sup> while functionalised indoles also have been utilised in organic materials applications.<sup>2</sup> Therefore, the functionalisation of indole derivatives in a selective manner is important. An efficient route to generate selectively functionalised heteroarenes, including indoles, is directed C–H borylation,<sup>3</sup> with the borylated products extremely useful in synthesis.<sup>4</sup> In the past decade directed electrophilic C–H borylation (e.g. Fig. 1A) has been widely used including to form boron containing organic materials,<sup>3c,5</sup> borylated intermediates for synthesis,<sup>3c</sup> and boron containing bioactive compounds.<sup>3c,6</sup> Electrophilic borylation of indoles using directing groups installed on N1 can lead to C2 or C7 borylation (Fig. 1B). High C7 selectivity was reported only recently, by some of us,<sup>7</sup> and concomitantly Shi, Houk and co-workers.<sup>8</sup> Both groups used the *N*-pivaloyl directing group to achieve electrophilic C–H borylation of indoles with  $BBr_3$ , with this directing group providing good selectivity for the C7 position.

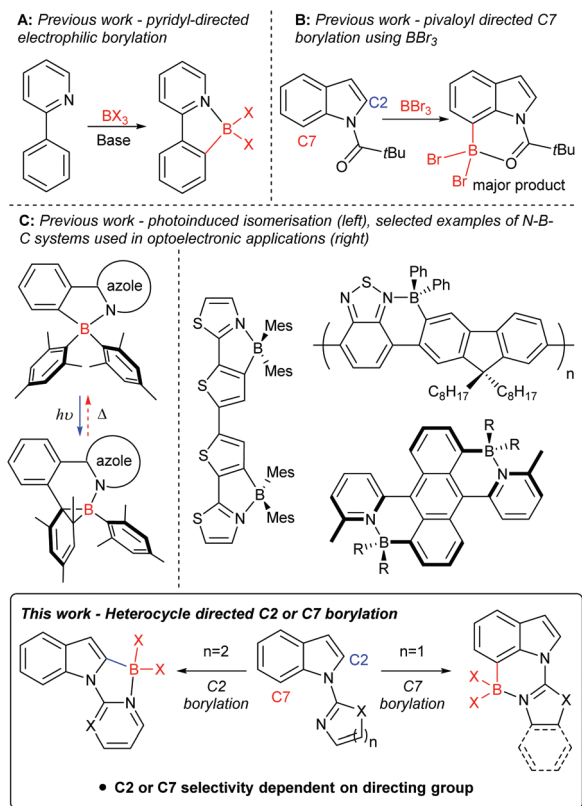
In this case, regioselectivity stems from unfavourable interactions between the pivaloyl <sup>t</sup>Bu group and the C7-H,<sup>9</sup> this orients the Lewis basic carbonyl group closer to C7 than C2.

We were interested in probing the electrophilic C–H borylation of indoles using heterocycle based directing groups installed on N1. Directing groups are necessary to overcome the C3 selectivity otherwise observed using  $BX_3$  derived electrophiles.<sup>7b</sup> Selectivity (C2 versus C7) in heterocycle directed borylation could vary depending on heterocycle ring size and heterocycle substituents. The targeted borylated products are potentially of interest for use in synthesis and in their own right as fused four coordinate boron containing materials. Four-coordinate organoboron containing compounds are of current interest, in part due to the incorporation of  $LB \rightarrow BR_3$  ( $LB =$  Lewis base) units into conjugated materials being an effective method to significantly lower the LUMO energy.<sup>5,10</sup> The incorporation of  $LB \rightarrow B$  units into a  $\pi$ -conjugated system has been utilised to produce a range of materials (Fig. 1C) with interesting properties, such as: small HOMO–LUMO gaps; high photoluminescence quantum yields;<sup>5,10</sup> photo/thermal isomerisation<sup>11</sup> to name a few. Herein we demonstrate that Lewis basic N-heterocycles installed on indole-N1 are viable directing groups for the selective electrophilic C–H borylation of indoles at either the C2 or C7 position (Fig. 1, bottom). Rational selection of the heterocyclic directing group (by using a five membered or a six membered heterocycle) enables the borylation reaction to be switched between C2 and C7.

EaStCHEM School of Chemistry, University of Edinburgh, Edinburgh, EH9 3FJ, UK.  
E-mail: michael.ingleson@ed.ac.uk

† Electronic supplementary information (ESI) available: Full experimental and computational details, copies of NMR spectra for isolated compounds and key *in situ* NMR spectra. CCDC 2051058 and 2051059. For ESI and crystallographic data in CIF or other electronic format see DOI: 10.1039/d1ob00018g





**Fig. 1** Directed electrophilic C–H borylation of 2-phenylpyridine (top, left) and *N*-pivaloyl indole at C7 (top, right). Photo/thermal induced isomerisation of 4-coordinate N–B–C compounds (middle, left). Selected examples of 4-coordinate N–B–C compounds used in optoelectronic applications (middle, right). This work: heterocycle directed electrophilic C–H borylation at C2 or C7 (bottom).

## Results and discussion

### Indole C–H borylation with different directing groups

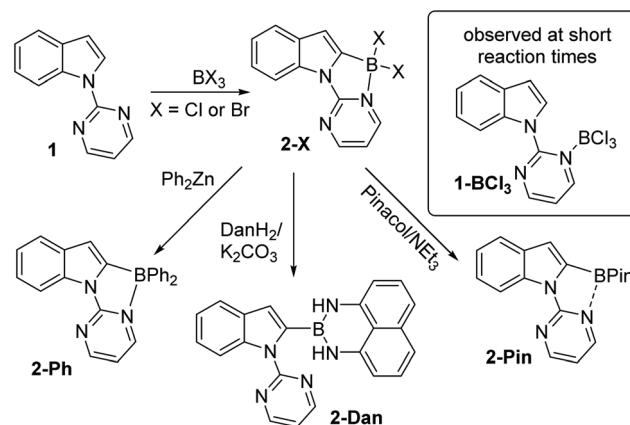
Since the key goal of this study was to understand selectivity in directed borylation, it was important to determine C2 *vs.* C7 selectivity at the primary product stage (*e.g.* the  $BX_2$  boracycle containing compound, X = Cl or Br). This was necessary as subsequent functionalisation at boron, *e.g.* installation of pinacol, has been observed to lead to isomerisation and/or protodeboration,<sup>7</sup> with the latter more prevalent for the C2 isomer than the C7.<sup>12</sup> During this work it was found in multiple borylation reactions that solid precipitated. This solid could be an N →  $BX_3$  Lewis adduct, borylated products or other species such as protonated starting material (with the proton generated as the by-product from  $S_EAr$ ). Therefore to determine the selectivity in the C–H borylation step reaction mixtures were dried *in-vacuo* and a portion of the resultant solid was dissolved for analysis by NMR spectroscopy. The discussion of borylation selectivity throughout is based on analysis of these fully homogeneous solutions.

*N*-Pyrimidine indole, **1**, was combined with  $BCl_3$  under a range of conditions (see ESI<sup>†</sup>). In all cases, the major borylated

indole product observed by NMR spectroscopy was from C2 borylation ( $\delta_{11B} = 2.7$  ppm); a minor product was observed at *ca.* 10–15% conversion, which was tentatively assigned as the C7 borylation product ( $\delta_{11B} = 5.9$  ppm). This minor product was not protonated **1** as the minor product resonances persisted in the presence of the hindered base 2,6-ditertbutyl-4-methylpyridine (DTP). Furthermore, it was not the Lewis adduct, **1- $BCl_3$**  (inset Scheme 1), which was observed in reaction mixtures analysed at short times (*ca.* 5 min) and had a  $\delta_{11B} = 7.2$  ppm. The C2-borylated product, **2-Cl**, displayed a diagnostic singlet in the  $^1H$  NMR spectrum at 6.88 ppm (for the C3-H) while the  $\delta_{11B}$  of 2.7 ppm is consistent with a four coordinate boron centre. Highest conversions to **2-Cl** at room temperature were obtained in the presence of DTP. Notably, heating the reaction of **1/ $BCl_3$  in a sealed tube (to prevent loss of HCl) did not lead to any increase in the species assigned as the C7 borylated product suggesting that C2-B to C7-B isomerisation is not occurring under these conditions.**

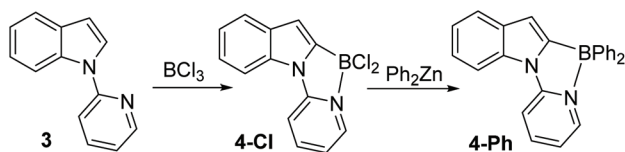
Addition of pinacol/ $NEt_3$  solutions to the crude reaction mixtures containing **2-Cl** also produced one major new borylated indole with NMR spectroscopy consistent with **2-Pin** (Scheme 1). The  $^{11}B$  NMR spectrum of **2-Pin** showed a peak at 26 ppm, this resonance is shifted upfield relative to heteroaryl-BPin species (~31 ppm) presumably due to some N–B interaction with pyrimidine. Isolation of **2-Pin** proved challenging due to sensitivity towards protodeboration, although the corresponding  $BPh_2$  compound, **2-Ph**, was isolable. Borylation of **1** using  $BBr_3$  led to exclusive (by NMR spectroscopy) formation of **2-Br** with no C7-borylation observed in this case. Compound **2-Br** was converted to **2-Ph** by addition of  $ZnPh_2$  and into the 1,8-diaminonaphthalene derivative, **2-Dan**, which proved more robust to isolation than the pinacol congener.

The pyridyl analogue, **3** (Scheme 2), also was readily borylated with  $BCl_3$  and analysis of this reaction revealed formation of the C2 borylation product, **4-Cl**, as the only observable borylated product by  $^1H$  NMR spectroscopy (singlet for C3-H observed at 6.91 ppm is consistent with C2 borylation).  $^{11}B$  NMR spectroscopy again confirmed the presence of a four



**Scheme 1** Pyrimidine directed borylation and subsequent functionalisation at boron.



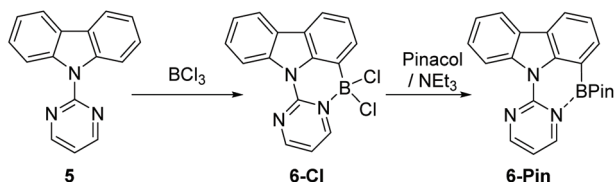


**Scheme 2** Borylation of indole functionalised with a pyridine directing group.

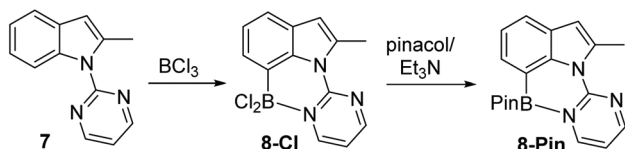
coordinate boron centre ( $\delta_{11\text{B}} = 3.0$  ppm). Compounds **2-X** and **4-Cl** were all bench stable indicating a strong  $\text{N} \rightarrow \text{B}$  dative bond. For **4-Cl**, slow evaporation of solvent led to crystals suitable for X-ray diffraction analysis which confirmed the formulation as the C2 borylated product (*vide infra* for further discussion). Furthermore, addition of  $\text{ZnPh}_2$  to **4-Cl** led to formation of **4-Ph**. It should be noted that no minor products derived from C7 borylation were isolated during the purification of compounds **2** and **4** by column chromatography.

Due to the absence of any definitively characterised six membered boracycles from pyrimidine/pyridine directed C7-H indole borylation, confirmation of the accessibility of six membered boracycles using these borylation conditions was sought in a related system. Thus *N*-pyrimidine-carbazole, **5**, a substrate where no five membered boracycle is accessible, was synthesised. Borylation of **5** with  $\text{BCl}_3$  proceeded readily to form **6-Cl**. Addition of pinacol/ $\text{NEt}_3$  to **6-Cl** yielded **6-Pin** in 67% isolated yield (Scheme 3). Compound **6-Pin** proved more robust to protic species than **2-Pin**, consistent with the previously reported relatively high sensitivity of C2/C3 borylated indoles to protodeboronation.<sup>12</sup> The  $\delta^{11\text{B}}$  for **6-Pin** (9.9 ppm) suggested a stronger interaction between pyrimidine and the BPin unit than that present in **2-Pin** ( $\delta^{11\text{B}} = 26$  ppm), which may also contribute to the enhanced stability of **6-Pin** towards protic species.

Following the successful formation of the six membered boracycle in **6**, an *N*-heterocycle-indole derivative, **7**, that only permits C7-borylation, due to blocking of the C2 position, was synthesised (Scheme 4). Compound **7** was combined with 1.5



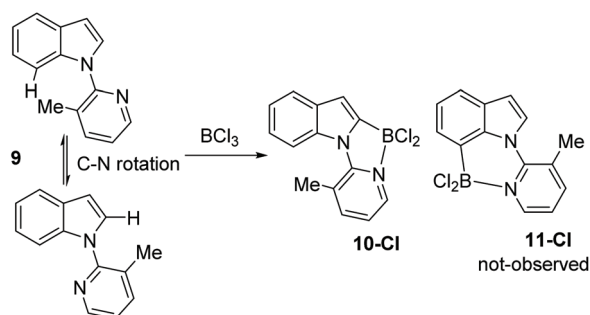
**Scheme 3** Pyrimidine directed carbazole borylation.



**Scheme 4** Pyrimidine directed borylation of 2-methyl indole.

equiv. of  $\text{BCl}_3$  at room temperature. This led to rapid borylation, with a new resonance at  $\delta_{11\text{B}} = 6.0$  ppm, assigned as the C7 borylated product **8-Cl**. Protection at boron by addition of pinacol/ $\text{NEt}_3$  enabled isolation of **8-Pin** in 80% yield. The observed  $\delta_{11\text{B}}$  for **8-BPin** at 11.1 ppm indicated a significant  $\text{N}-\text{B}$  interaction, with this chemical shift more comparable to **6-Pin** (containing a 6 membered boracycle) than **2-Pin** (containing a five membered boracycle). The formation of **8-Cl** confirmed the feasibility of *N*-heterocycle-directed indole C7 borylation when functionalisation at the C2 site is blocked. Furthermore, the  $\delta_{11\text{B}}$  of **8-Cl** is very close to that of the minor product observed during the borylation of **1**, supporting the assignment of this minor product as derived from C7-borylation.

*N*-Heterocycle substituted indoles were targeted that would undergo selective C7 borylation even when the C2 position is not blocked. Thus, a 3-methyl pyridyl directing group was installed on indole to give compound **9** (Scheme 5). It was hypothesised that due to unfavourable interactions between the C7-H and the pyridyl-methyl group the pyridyl would rotate to position the methyl group closer to C2-H than C7-H. This would orientate the Lewis basic N more towards C7 than C2. However, compound **9** underwent borylation with  $\text{BCl}_3$  to form one major new borylated indole species consistent with C2 borylation, **10-Cl**, along with protonated **9** as the by-product. Repeating borylation in the presence of the hindered base DTP led to formation of **10-Cl** as the only new indole containing product, with no C7-borylated product, **11-Cl**, observed. While the  $\delta_{11\text{B}}$  of **10-Cl** was observed at 2.5 ppm, comparable to that for **2-Cl** for example, **10-Cl** proved much more sensitive to protodeboronation than **2-X** and **4-Cl**. We attribute this to the C7-H/Me interaction destabilising the  $\text{N}-\text{B}$  dative bond in **10-Cl** leading to more facile decomposition *via* protodeboronation. Wang and co-workers have previously noted that weak dative bonds in related  $\text{Ar}_3\text{B} \leftarrow \text{N}$  containing compounds leads to much less stable (with respect to protodeboronation) compounds than those with stronger dative bonds.<sup>13</sup> The failure to observe any **11-Cl** indicates the methyl groups is not large enough to force **9** to adopt a geometry where the pyridyl N is proximal to C7 (Scheme 4). This is consistent with the requirement for bulkier groups, such as  $t\text{Bu}$  in



**Scheme 5** 3-Methyl pyridine directed C-H borylation of indole at C2.



pivaloyl, in previously reported C7 selective indole electrophilic borylation reactions.

A different approach to realise selective C7 borylation was targeted, using five membered heterocyclic directing groups. It was hypothesised that replacing six-membered N-heterocycle directing groups with five membered analogues, as in compound **12** (Scheme 6), would disfavour C2 functionalisation. The greater strain expected in the product from C2 borylation, **13-Cl**, due to the presence of the three fused five membered rings, and the greater distortion expected during the C2 borylation process, would lead to higher energy barriers for C2 borylation relative to C7 borylation and a less stable borylated product (for the C2 isomer **13-Cl** relative to the C7 isomer **14-Cl**).

Directed electrophilic borylation of **12** proved selective for the C7 position with no C2 borylation observed by  $^1\text{H}$  NMR spectroscopy. C7 borylated product **14-Cl** has an  $^{11}\text{B}$  resonance at 6.2 ppm consistent with a four coordinate boron centre. Pinacol installation on to boron in **14-Cl** could be performed and a modest yield (55%) of the C7-BPin product, **14-Pin**, was isolated ( $\delta^{11}\text{B}$  13.8 ppm).  $\text{ZnPh}_2$  was utilised to install phenyl groups on boron in **14-Cl** which enabled isolation of the C7-BPh<sub>2</sub> product **14-Ph** (Scheme 6). To the best of our knowledge, this is the first example of five membered heterocycle directing groups being used to enable selective C7-H functionalisation of indoles.<sup>14</sup>

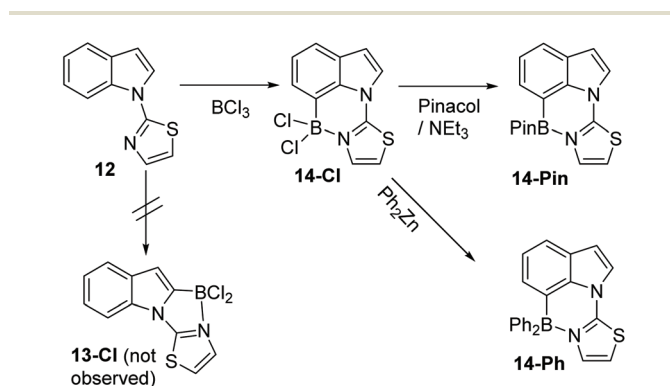
C7 selective indole borylation using  $\text{BCl}_3$  or  $\text{BBr}_3$  was also observed with benzoxazole (**15**) and benzothiazole (**16**) as the directing groups – thus it appears a general outcome with five membered heterocycle directing groups. Compound **15** pro-

duced **17-X** ( $\text{X} = \text{Cl}$  or  $\text{Br}$ ) as the only observed product by NMR spectroscopy on addition of  $\text{BX}_3$  (Scheme 7). Slow cooling of a DCM solution of **17-Cl** yielded crystals suitable for X-ray diffraction analysis which further confirmed the formulation as the C7 borylated product (*vide infra* for discussion of metrics). The reaction of **17-Cl** with  $\text{ZnPh}_2$  yielded the C7-BPh<sub>2</sub> product **17-Ph**. The borylation of the benzothiazole derivative, **16**, also was achieved on addition of  $\text{BX}_3$ . However, the extremely low solubility of **18-X** in chlorinated organic solvents meant that only **18-Ph** could be characterised, so the selectivity in the borylation step for this compound cannot be readily determined. Nevertheless, borylation is likely also to be C7-selective by analogy to **12** and **15**.

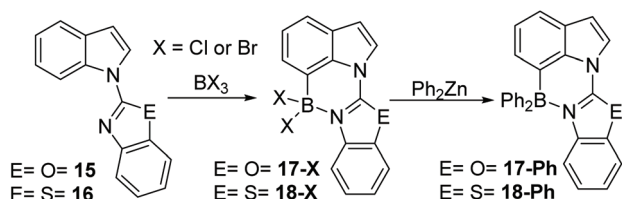
In all the BPh<sub>2</sub> products isolated in this work, there was a significant N–B interaction as indicated by the  $^{11}\text{B}$  NMR spectra ( $\delta^{11}\text{B}$  in the region 0–2 ppm), which showed noticeable upfield shifts relative to  $\text{Ar}_3\text{B}$  species. As expected,  $\text{N} \rightarrow \text{BPh}_2$  coordination modulates the electronic properties of the substituted indoles, with the first reduction potential for the BPh<sub>2</sub> functionalised compounds being less negative by *ca.* 0.5 V than the non-borylated precursors, as observed previously for related compounds.<sup>11</sup> Similar changes in the first reduction process were observed on installation of BPh<sub>2</sub> at C2 or C7.

### Solid state structures

Direct comparison of the solid state structures of a C2 and a C7 borylated product, **4-Cl** and **17-Cl**, is informative (Fig. 2). Both **4-Cl** and **17-Cl** feature effectively planar fused polycyclic cores, with small angles between the planes of the five-membered ring in indole and the heterocyclic directing group (for **4-Cl** = 3.50°, for **17-Cl** = 7.44°). The boron atom in both are 4-coordinate, however the N2–B1 bond distance in **4-Cl** is 1.589(2) Å, slightly longer than the analogous bond distance in **17-Cl** (1.561(6) Å), possibly due to the greater strain in five-membered boracycle. In contrast, the C–B distances are effectively identical. Increased strain in **4-Cl** also is indicated by **17-Cl** having a C7–B1–N2 angle of 107.7(4)° (close to the ideal for a tetrahedral boron centre), while **4-Cl** has a contracted comparable angle (N2–B1–C2 angle of 97.7(1)°) imposed by the five



Scheme 6 Thiazole directed borylation selectively at indole C7.



Scheme 7 Benzoxazole and benzothiazole directed borylation at C7.

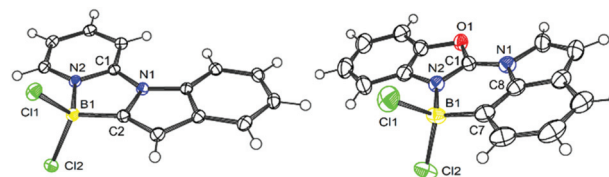


Fig. 2 Solid state structures of left, **4-Cl**, and right **17-Cl**, ellipsoids at 50% probability. Selected distances (Å) and angles (°) for **4-Cl**: B1–N2 = 1.589(2); C2–B1 = 1.587(2); B–C11 = 1.856(1), B1–C12 = 1.848(2); N1–C1 = 1.375(2) N1–C1–N2 = 109.7(1); N1–C2–B1 = 107.3(1); N2–B1–C2 = 97.7(1); C1–N2–B1 = 111.8(1). For **17-Cl**: N2–B1 = 1.561(6); C7–B1 = 1.595(7); B1–C11 = 1.875(6); B1–C12 = 1.861(6); N1–C1 = 1.334(5); N1–C1–N2 124.0(4); C1–N2–B1 = 125.2(4); C7–B1–N2 = 107.7(4); C1–N1–C8 = 118.7(4).



membered boracycle constructed of three shorter bonds (three CN bonds) and two longer bonds (the CB and NB bonds). In the extended structure of 4-Cl face-to-face  $\pi$  stacking is seen

with a short distance of 3.379 Å between stacked adjacent molecules, whereas no close face to face stacking is observed in the extended solid state structure for 17-Cl.

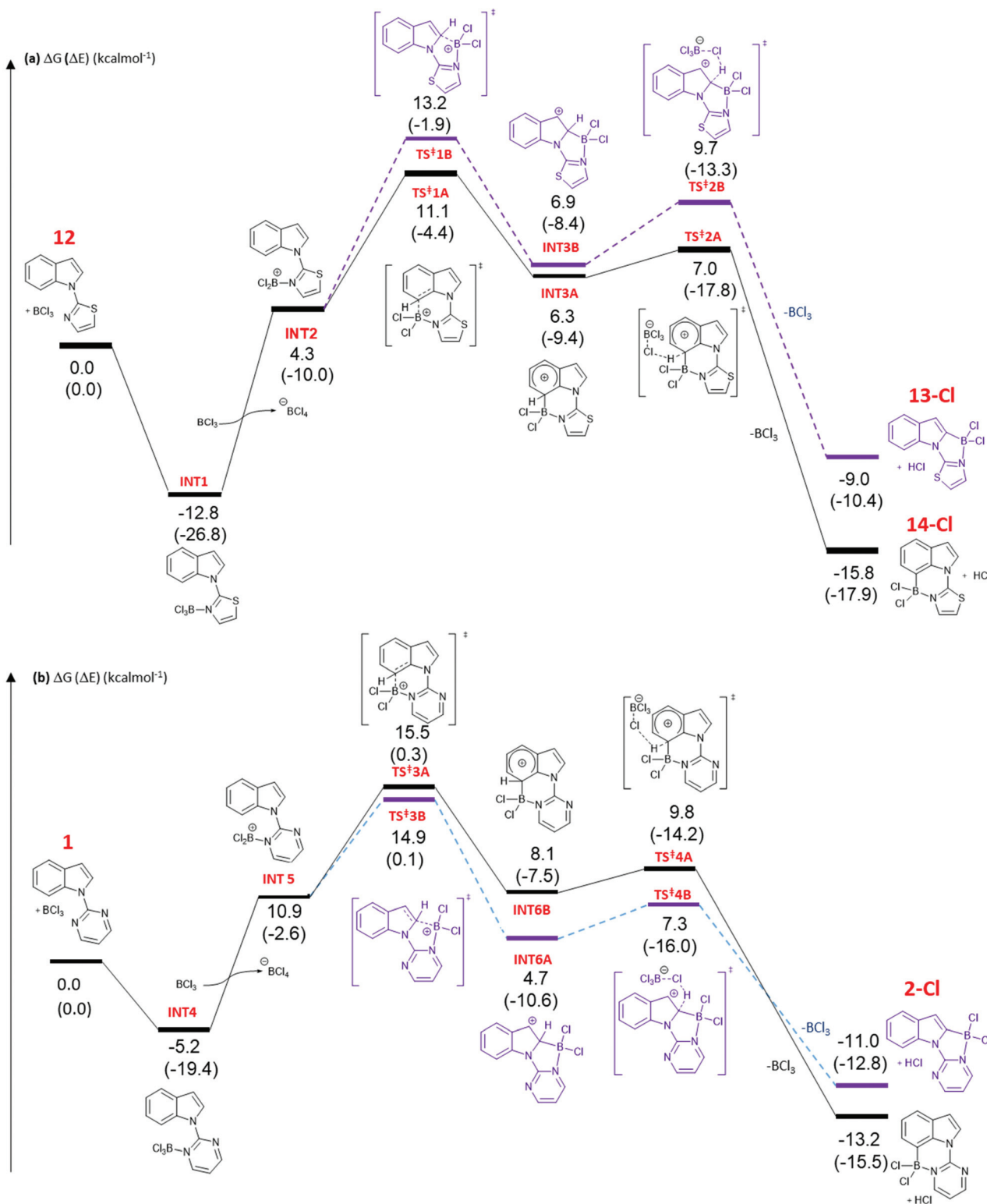


Fig. 3 DFT calculated energy profiles for addition of  $\text{BCl}_3$  to 12 (a) and 1 (b) at M06-2X/6-311+G(d,p)//PCM ( $\text{CH}_2\text{Cl}_2$ ). Route for C2 borylation: purple. C7: black. Values are for  $\Delta G$  in  $\text{kcal mol}^{-1}$ , with  $\Delta E$  provided in parentheses.



## DFT calculations

DFT calculations at the M06-2X/6-311+G(d,p)//(PCM(CH<sub>2</sub>Cl<sub>2</sub>)) (PCM = polarisable continuum model) level were performed to gain further insight into the origin of the C2 *vs.* C7 borylation selectivity with five and six membered N-heterocycle directing groups. The calculations indicated the mechanism of borylation is very similar irrespective of the heterocyclic directing group employed, proceeding *via* borenium cation intermediates, with arenium cation formation being rate limiting. It should be noted that the metrics for the five and six membered boracycles in the solid state structures of **4-Cl** and **17-Cl** are closely comparable to the metrics of the boracycles in the calculated C2-BCl<sub>2</sub> and C7-BCl<sub>2</sub> structures derived from pyrimidine and thiazole directed indole borylation.

Addition of BCl<sub>3</sub> to **12** forms complex **INT1** (Fig. 3a), with this step calculated to be exergonic by 12.8 kcal mol<sup>-1</sup>. Borenium cation (**INT2**) formation through halide transfer to a second molecule of BCl<sub>3</sub>, forming [BCl<sub>4</sub>]<sup>-</sup>, is then endergonic (by 4.3 kcal mol<sup>-1</sup> relative to **12** + two equiv. BCl<sub>3</sub>), consistent with no borenium intermediates being observed by NMR spectroscopy. The formation of the arenium cation at C7 then proceeds through a 6-membered transition state, **TS<sup>‡</sup>1A**, with an overall energy barrier of 23.9 kcal mol<sup>-1</sup> from **INT1**. **TS<sup>‡</sup>1A** leads to arenium cation, **INT3A**, at which point there is a small energy barrier for deprotonation with [BCl<sub>4</sub>]<sup>-</sup> as base. The formation of the C7 borylated product, **14-Cl**, and HCl is energetically downhill by -15.8 kcal mol<sup>-1</sup> relative to **12** and BCl<sub>3</sub>. The mechanism has many similarities to that calculated for pivaloyl directed indole borylation,<sup>7,8</sup> and an earlier study by Uchiyama and co-workers on imidazole directed electrophilic borylation.<sup>15</sup>

The observed C7 selectivity in the borylation of **12** is reproduced by the calculations, with the formation of the C2 borylated isomer having higher barriers throughout (*e.g.* energy of **TS<sup>‡</sup>1B** > **TS<sup>‡</sup>1A**). Comparing the calculated structures for **TS<sup>‡</sup>1A** and **TS<sup>‡</sup>1B** with **12** (or **INT2**) shows that during borylation there is a larger distortion of the thiazole-indole unit in **TS<sup>‡</sup>1B** relative to **12** (or to **INT2**) than in **TS<sup>‡</sup>1A**. This is demonstrated by the relative change in the N-C-N and C-N-B bond angles (**INT2** to **TS<sup>‡</sup>1B** Δ = 7.38° and 9.27°, respectively), with a smaller distortion in **TS<sup>‡</sup>1A** relative to **INT2** (for the equivalent angles Δ = 2.2° and 0.95°). The different degrees of distortion leads to an energy difference of 3 kcal mol<sup>-1</sup> between the two geometries of the thiazole-indole unit in the respective transition states (Fig. 4). This presumably is a significant contributor to the observed δΔE between **TS<sup>‡</sup>1A** and **TS<sup>‡</sup>1B** (2.5 kcal mol<sup>-1</sup>).<sup>16</sup> This confirms that increasing distortion energy during C2 borylation by using five membered heterocycle directing groups is an effective route to enable highly selective C7 functionalisation. It is also noteworthy that the C7 borylated isomer, **14-Cl**, is the kinetic and thermodynamic product starting from **12**, with a significant energy difference (6.8 kcal mol<sup>-1</sup>) between **13-Cl** and **14-Cl**. This is presumably due to the greater strain present in the C2 borylated product (as exemplified by N-C-N = 112.97° in the calculated structure of **13-Cl** *vs.* 121.59° in that of **14-Cl**).

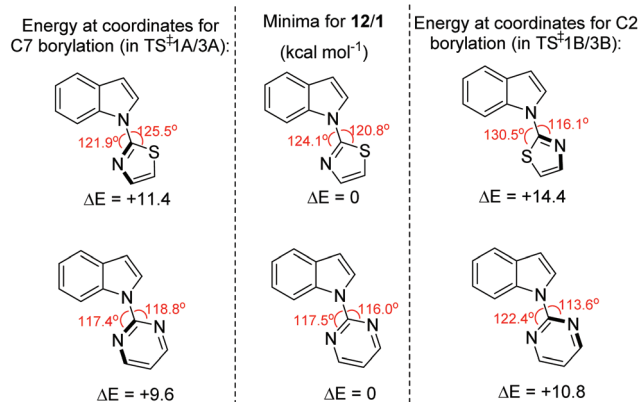


Fig. 4 Change in energy on distorting the N-heterocycle-indole **12/1** from the optimised geometry (centre) to the geometry observed in the key transition state for C2 (right) and C7 (left) borylation.

The borylation of **1** (Fig. 3b) follows a similar pathway to that of **12**, although borenium cation formation is more endergonic starting from **1**, possibly due to the lower basicity of pyrimidine relative to thiazole (*pK<sub>a</sub>* values of the conjugate acids are 1.3 and 2.5, respectively). While the relative energies of the two product isomers show the C7 product to be 2.2 kcal mol<sup>-1</sup> lower in energy than the C2 isomer (**2-Cl**), the reaction is proceeding under kinetic control (as observed in many other N-directed borylation reactions using BX<sub>3</sub>)<sup>3c</sup> to give the C2 borylated product as the major product. However, the key transition state for C2 borylation is only slightly lower in energy relative to that for C7 borylation (compare **TS<sup>‡</sup>3A** and **3B**), consistent with the observed formation of minor amounts of a product derived from **1** assigned as the C7-borylated product. These observations are consistent with the documented kinetic preference for functionalisation of indoles at C2 in preference to C7 in the absence of other factors (*e.g.* ring strain as in **12** or steric bulk as in the pivaloyl functionalised indoles). The smaller difference in ΔE between the key transition states for determining C2 *vs.* C7 selectivity (*e.g.* ΔE between **TS<sup>‡</sup>1A/B** is > than ΔE between **TS<sup>‡</sup>3A/B**) is due, at least in part, to a smaller difference in the distortion energy of the N-heterocycle-indole units in the two borylation transition states starting from **1** (Fig. 4 bottom) relative to that starting from **12** (Fig. 4 top). Thus, the relatively high distortion energy (14.4 kcal mol<sup>-1</sup>) of the thiazole-indole moiety in the key transition state for C2 borylation is a significant factor in the borylation of **12** being selective for C7.

Finally, consistent with pivaloyl directed indole borylation, the C7 borylated product is more stable than the C2 analogue in both the cases calculated herein. This is attributed to the 6-membered boracycle derived from C7 borylation having less strain, as indicated by calculated C-B-N angles being close to 109°, whereas borylation at C2 to form a five-membered ring gives calculated C-B-N angles of *ca.* 97°, significantly more acute than the optimal angle for a 4-coordinate boron compound. This is consistent with relative angles observed in the



solid state structures of **4-Cl** and **17-Cl**. It is noteworthy that the energy difference between **13-Cl** and **14-Cl** is considerably greater than that between the C2 and C7 pyrimidine isomers, again highlighting the greater impact on relative energies of the two isomers imposed by five membered directing groups.

## Conclusions

Modification of the heterocycle directing group installed at N1 on indoles can afford selective electrophilic borylation at either the C2 or the C7 position. Six membered heterocyclic directing groups lead to preferential C2 borylation using  $\text{BX}_3$ , with borylation calculated to proceed *via* a borenium cation mediated mechanism. Calculations indicate with a six membered heterocycle directing group that C2 borylation is the kinetically favoured pathway, but C7 borylation leads to the thermodynamic product. In contrast, five membered heterocycle directing groups lead to selective C7 borylation, with the smaller internal angles in five membered rings resulting in higher barriers to borylation at C2 relative to C7. Thus with five membered heterocycle directing groups, C7 indole borylation with  $\text{BX}_3$  is the kinetically and the thermodynamically favoured outcome. These results indicate that five membered heterocyclic directing groups have been overlooked as a means to target selective C7 functionalisation in directed indole functionalisation. To date this area has been dominated by six-membered heterocycle based directing groups and thus C2 functionalisation.<sup>17</sup>

## Experimental

### General

All reactions were performed under an inert atmosphere using standard Schlenk techniques unless otherwise stated. All chemicals were purchased from commercial sources and used without further purification unless stated otherwise.  $\text{BCl}_3$  and  $\text{BBr}_3$  solutions were transferred to Schlenks fitted with J. Youngs valves prior to use. Dry solvents were obtained from an Inert PureSolv MD5 SPS machine or dried over  $\text{CaH}_2$  and stored over 3 Å molecular sieves. Bruker 300, Bruker 400 and Bruker 500 MHz NMR spectrometers were used to obtain  $^{13}\text{C}\{^1\text{H}\}$ ,  $^1\text{H}$  and  $^{11}\text{B}$  NMR spectra.  $\text{CDCl}_3$  or  $\text{CD}_2\text{Cl}_2$  was used as the solvent in all cases and the residual  $\text{CHCl}_3$  or  $\text{CH}_2\text{Cl}_2$  resonance was used as reference for  $^{13}\text{C}\{^1\text{H}\}$  and  $^1\text{H}$  NMR spectra.  $^{11}\text{B}$  NMR spectra were referenced to external  $\text{BF}_3\cdot\text{Et}_2\text{O}$ . NMR Spectroscopy was undertaken at room temperature ( $\sim 20^\circ\text{C}$ ), spin-spin J coupling constants are reported in hertz (Hz) and the chemical shifts  $\delta$  are reported in ppm. C–B bonded and C–(N)<sub>3</sub>  $^{13}\text{C}$  resonances were not detected in the  $^{13}\text{C}\{^1\text{H}\}$  NMR spectra presumably due to their being very broad resonances due to quadrupolar effects. Column chromatography was performed on 40–63  $\mu\text{m}$  silica gel manually or using a CombiFlash NextGen 300+ Autocolumn system. Mass spectrometry was performed by the mass spectrometry services at

either the University of Manchester or the University of Edinburgh using electrospray or APCI ionisation modes. Cyclic voltammetry measurements were conducted under an  $\text{N}_2$  atmosphere using a CH-Instrument 1110C Electrochemical/Analyser potentiostat. THF (1 mM) was used as the solvent in all cases and tetrabutylammonium hexafluorophosphate (0.1 M) was used as the electrolyte. A glassy carbon working electrode was used and platinum wire as the counter and reference electrodes. All potentials were calibrated against the ferrocene/ferrocenium ( $\text{Fc}/\text{Fc}^+$ ) redox couple.

### Synthesis of 2-Br

To an ampule fitted with a J-Youngs tap was added compound **1** (0.039 g, 0.2 mmol) which was dissolved in DCM (0.7 mL).  $\text{BBr}_3$  (0.44 mL, 1 M in DCM) was added, the ampule was sealed and the mixture was stirred at room temperature for 0.5 hours. The solvent/volatiles were removed under vacuum and the solid dried. The product was dissolved in DCM, passed through a filter and the volatiles were removed to give a solid which was washed with pentane and dried to give the pure product, **2-Br** (0.054 g, 74%) as a yellow solid.  $^1\text{H}$  NMR (500 MHz,  $\text{CDCl}_3$ )  $\delta$  8.97 (dd,  $J = 4.7, 2.2$  Hz, 1H), 8.82 (dd,  $J = 6.1, 2.3$  Hz, 1H), 8.19–8.10 (m, 1H), 7.60 (dt,  $J = 7.4, 1.0$  Hz, 1H), 7.40–7.26 (m, 3H), 6.93 (d,  $J = 0.8$  Hz, 1H).  $^{13}\text{C}\{^1\text{H}\}$  NMR (126 MHz,  $\text{CDCl}_3$ )  $\delta$  165.9, 151.8, 135.7, 132.7, 125.1, 124.8, 122.4, 114.8, 113.9, 113.3.  $^{11}\text{B}$  NMR (160 MHz,  $\text{CDCl}_3$ )  $\delta$  –6.82. [Acc. Mass] calculated  $[\text{M} + \text{H}]^+$ : 363.92508, observed  $[\text{M} + \text{H}]^+$ : 363.92830.

### Synthesis of 2-Ph

To an ampule fitted with a J-Youngs tap was added compound **1** (0.030 g, 0.15 mmol) which was dissolved in *o*-DCB (0.5 mL).  $\text{BCl}_3$  1 M in hexanes (0.33 mL, 0.33 mmol) was added, the tube was sealed and the mixture was heated to  $80^\circ\text{C}$  for 16 hours. The solvents and excess  $\text{BCl}_3$  were removed under vacuum and  $\text{ZnPh}_2$  (0.077 g, 0.35 mmol) was added followed by toluene (0.5 mL). The reaction mixture was stirred for 2 days at room temperature. The product was purified by column chromatography on silica gel (EtOAc/petroleum ether) to give **2-Ph** (0.011 g, 22%) as a yellow solid.  $^1\text{H}$  NMR (400 MHz,  $\text{CDCl}_3$ )  $\delta$  8.90 (dd,  $J = 4.8, 2.3$  Hz, 1H), 8.54 (dd,  $J = 5.8, 2.3$  Hz, 1H), 8.31–8.22 (m, 1H), 7.62–7.52 (m, 1H), 7.42–7.31 (m, 4H), 7.29–7.26 (m, 2H), 7.25–7.16 (m, 6H), 7.11 (dd,  $J = 5.8, 4.8$  Hz, 1H), 6.67 (d,  $J = 0.9$  Hz, 1H).  $^{13}\text{C}\{^1\text{H}\}$  NMR (126 MHz,  $\text{CDCl}_3$ )  $\delta$  163.3, 154.6, 152.4, 136.7, 133.0, 127.8, 126.5, 123.9, 122.6, 120.8, 113.8, 113.6, 108.9.  $^{11}\text{B}$  NMR (128 MHz,  $\text{CDCl}_3$ )  $\delta$  0.36. [Acc. Mass] calculated  $[\text{M} + \text{H}]^+$ : 360.1667, observed  $[\text{M} + \text{H}]^+$ : 360.1655.

### Synthesis of 2-Dan

To an ampule fitted with a J-Youngs tap was added compound **1** (0.028 g, 0.14 mmol) which was dissolved in DCM (0.35 mL).  $\text{BBr}_3$  (0.33 mL, 1 M in DCM) was added and the ampule was sealed and stirred at room temperature for 0.75 hours. The solvent/volatiles were removed under vacuum and the product dried. A mixture of 1,8-diaminonaphthalene (0.025 g,



0.14 mmol) in DCM (1 mL) and  $K_2CO_3$  (0.020 g, 0.7 mmol) in  $H_2O$  (0.7 mL) was prepared and stirred vigorously for 1 hour and then added to the reaction ampule containing the borylated indole at 0 °C, after stirring at 0 °C for 10 minutes the ampule was warmed to room temperature and stirred for a further 2 hours. The reaction mixture was poured into a conical flask and dried over  $MgSO_4$ , the crude product was purified by column chromatography on silica-gel (EtOAc/petroleum ether) to give the pure product, **2-Dan** (0.016 g, 31%) as an off-white solid.  $^1H$  NMR (400 MHz,  $CDCl_3$ )  $\delta$  8.77 (dd,  $J$  = 8.2, 0.9 Hz, 1H), 8.68 (d,  $J$  = 4.8 Hz, 2H), 7.66 (dt,  $J$  = 7.7, 1.1 Hz, 1H), 7.45–7.34 (m, 1H), 7.34–7.24 (m, 1H), 7.19–7.11 (m, 2H), 7.07 (dd,  $J$  = 8.3, 1.0 Hz, 2H), 7.04 (t,  $J$  = 4.7 Hz, 1H), 6.95 (s, 1H), 6.32 (dd,  $J$  = 7.1, 1.0 Hz, 2H), 5.80 (br s, 2H, N-H).  $^{13}C$  { $^1H$ } NMR (126 MHz,  $CDCl_3$ )  $\delta$  158.0, 141.7, 137.5, 136.6, 131.6, 127.7, 124.3, 122.5, 120.9, 119.6, 117.5, 116.4, 115.8, 114.7, 105.8.  $^{11}B$  NMR (128 MHz,  $CDCl_3$ )  $\delta$  27.64. [Acc. Mass] calculated  $[M + H]^+$ : 362.15715, observed  $[M + H]^+$ : 362.15720.

#### Synthesis of 4-Cl

To an ampule fitted with a J-Youngs tap was added compound **3** (0.019 g, 0.10 mmol) which was dissolved in DCM (0.35 mL).  $BCl_3$  (0.33 mL, 1 M in DCM) was added to and the ampule was sealed and stirred at room temperature for 3 hours. The solvent/volatiles were removed under vacuum until dryness to give the pure product, **4-Cl** (0.024 g, 87%) as a yellow solid. Crystals were grown by slow evaporation of a DCM/pentane solution of the product.  $^1H$  NMR (400 MHz,  $CDCl_3$ )  $\delta$  8.53 (d,  $J$  = 5.8 Hz, 1H), 8.22–8.06 (m, 1H), 7.72–7.59 (m, 3H), 7.36–7.18 (m, 3H), 6.91 (s, 1H).  $^{13}C$  { $^1H$ } NMR (126 MHz,  $CDCl_3$ )  $\delta$  148.8, 145.3, 142.3, 136.0, 132.7, 124.3, 123.7, 122.8, 118.4, 111.4, 110.7, 109.8.  $^{11}B$  NMR (128 MHz,  $CDCl_3$ )  $\delta$  3.03. [Acc. Mass] calculated  $[M + Na]^+$ : 297.01281, observed  $[M + Na]^+$ : 297.01270.

#### Synthesis of 4-Ph

To an ampule fitted with a J-Youngs tap was added compound **4-Cl** (0.056 g, 0.2 mmol) and  $ZnPh_2$  (0.100 g, 0.46 mmol) followed by toluene (1.5 mL). The ampule was sealed and the reaction was stirred at room temperature for 16 hours. The crude product was purified by column chromatography on silica-gel (EtOAc: petroleum ether) to give the pure product, **4-Ph** (0.011 g, 15%) as a brown solid.  $^1H$  NMR (400 MHz,  $CDCl_3$ )  $\delta$  8.34–8.30 (m, 1H), 8.10–8.00 (m, 1H), 7.80 (dt,  $J$  = 8.6, 1.1 Hz, 1H), 7.77–7.66 (m, 1H), 7.66–7.53 (m, 1H), 7.35 (dd,  $J$  = 8.1, 1.5 Hz, 4H), 7.29–7.15 (m, 8H), 7.17–7.08 (m, 1H), 6.66 (d,  $J$  = 0.9 Hz, 1H).  $^{13}C$  { $^1H$ } NMR (126 MHz,  $CDCl_3$ )  $\delta$  150.3, 143.9, 142.8, 136.9, 133.1, 132.8, 127.7, 126.2, 122.8, 121.9, 121.3, 117.3, 111.2, 109.6, 107.2.  $^{11}B$  NMR (128 MHz,  $CDCl_3$ )  $\delta$  0.02. [Acc. Mass] calculated  $[M + H]^+$ : 359.17141, observed  $[M + H]^+$ : 359.17100.

#### Synthesis of 6-Pin

$BCl_3$  (0.11 mL, 1 M in DCM) was added to a solution of compound **5** (0.024 g, 0.1 mmol) in DCM (1 mL) and the reaction mixture was stirred at room temperature for 1 hour. Pinacol

(0.018 g, 0.15 mmol) and  $NEt_3$  (0.21 mL, 1.5 mmol) were added and the mixture was stirred for 1 hour. Volatiles were removed under vacuum and the crude product was purified by column chromatography on silica-gel (EtOAc: hexane) to yield the pure product, **6-Pin** (0.025 g, 67%) as a white solid.  $^1H$  NMR (400 MHz,  $CD_2Cl_2$ )  $\delta$  9.10 (d,  $J$  = 5.2 Hz, 2H), 8.83 (d,  $J$  = 8.3 Hz, 1H), 8.05 (d,  $J$  = 7.7 Hz, 1H), 7.95 (d,  $J$  = 7.6 Hz, 1H), 7.75 (d,  $J$  = 7.2 Hz, 1H), 7.57–7.41 (m, 3H), 7.28 (t,  $J$  = 5.2 Hz, 1H), 1.31 (s, 12H).  $^{13}C$  { $^1H$ } NMR (101 MHz,  $CD_2Cl_2$ )  $\delta$  156.8, 154.0, 141.5, 138.9, 129.9, 128.6, 127.2, 125.3, 124.6, 124.0, 120.8, 119.0, 119.0, 114.8, 81.4, 27.1.  $^{11}B$  NMR (128 MHz,  $CD_2Cl_2$ )  $\delta$  9.90. [Acc. Mass] calculated  $[M + H]^+$ : 372.1878, observed  $[M + H]^+$ : 372.1869.

#### Synthesis of 8-Pin

To an ampule fitted with a J-Youngs tap was added compound **7** (0.042 g, 0.2 mmol) which was dissolved in DCM (1.6 mL).  $BCl_3$  (0.3 mL, 1 M in DCM) was added and the ampule was sealed and stirred at room temperature for 0.25 hours. The volatiles were removed and the crude dried under vacuum.  $NEt_3$  (0.42 mL, 3 mmol) was added followed by pinacol (0.029 g, 0.24 mmol) and DCM (2.5 mL), the ampule was sealed and stirred for 1 h. The crude product was purified by flash chromatography on silica gel (EtOAc/petroleum ether) to give the pure product (0.054 g, 80%) as a white solid.  $^1H$  NMR (400 MHz,  $CDCl_3$ )  $\delta$  9.00 (d,  $J$  = 5.1 Hz, 2H), 7.55 (dd,  $J$  = 7.2, 1.3 Hz, 1H), 7.41–7.35 (m, 1H), 7.32–7.27 (m, 1H), 7.19 (t,  $J$  = 5.1 Hz, 1H), 6.48–6.45 (m, 1H), 2.84 (d,  $J$  = 1.2 Hz, 3H), 1.31 (s, 12H).  $^{13}C$  { $^1H$ } NMR (101 MHz,  $CDCl_3$ )  $\delta$  156.2, 154.1, 139.9, 138.0, 127.3, 126.5, 124.6, 118.9, 114.3, 111.5, 81.1, 26.8, 17.9.  $^{11}B$  NMR (128 MHz,  $CDCl_3$ )  $\delta$  11.19. [Acc. Mass] calculated  $[M]^+$ : 335.17996, observed  $[M]^+$ : 335.18117.

#### Synthesis of 10-Cl

To an ampule fitted with a J-Youngs tap was added compound **9** (0.020 g, 0.1 mmol) and 2,6-di-*tert*-butyl-4-methylpyridine (0.21 g, 0.01 mmol) which were dissolved in DCM (0.35 mL) followed by addition of  $BCl_3$  (3.2 eq., 1 M in DCM, 0.33 mL). The mixture was stirred at room temperature for 3 hours after which the solvent/volatiles were removed under inert conditions by vacuum and the product dried. Crude NMR spectra in  $CDCl_3$  showed the major product as **10-Cl** (88% yield determined by  $^1H$  NMR spectroscopy. 55 mg crude solid obtained, 1 mg dissolved fully in  $CD_2Cl_2$  and 1  $\mu$ L mesitylene internal standard added enabling yield determination).  $^1H$  NMR (500 MHz,  $CD_2Cl_2$ )  $\delta$  8.43 (d,  $J$  = 5.7 Hz, 1H), 8.05–7.90 (m, 2H), 7.68–7.53 (m, 1H), 7.34–7.21 (m, 3H), 6.91 (s, 1H), 2.98 (s, 3H).  $^{11}B$  NMR (128 MHz,  $CDCl_3$ )  $\delta$  2.45. [Acc. Mass] calculated  $[M]^+$ : 288.03869, observed  $[M]^+$ : 288.03925.  $^{13}C$  { $^1H$ } NMR spectrum was not obtained due to poor solubility of **9-Cl**.

#### Synthesis of 14-Ph

To an ampule fitted with a J-Youngs tap was added compound **12** (0.029 g, 0.15 mmol) which was dissolved in DCM (0.4 mL).  $BCl_3$  (0.33 mL, 1 M in DCM) was added, the ampule was sealed and the mixture was stirred at 60 °C for 3 hours. The solvent





and excess  $\text{BCl}_3$  were removed under vacuum and  $\text{ZnPh}_2$  (0.077 g, 0.35 mmol) was added followed by DCM (1.5 mL). The reaction mixture was stirred for 1 hour at room temperature. The solids were filtered off and the crude product was purified by column chromatography on silica gel (EtOAc/petroleum ether) to give the product, **14-Ph** (0.035 g, 66%) as a white solid.  $^1\text{H NMR}$  (400 MHz,  $\text{CDCl}_3$ )  $\delta$  7.37 (d,  $J = 4.0$  Hz, 1H), 7.35 (dd,  $J = 7.3, 1.5$  Hz, 1H), 7.29 (m, 6H), 7.24–7.18 (m, 5H), 7.18–7.11 (m, 2H), 6.82 (dd,  $J = 7.5, 3.8$  Hz, 2H).  $^{13}\text{C}\{^1\text{H}\}$  NMR (101 MHz,  $\text{CDCl}_3$ )  $\delta$  159.2, 137.2, 136.2, 133.7, 129.39, 127.4, 125.9, 125.7, 125.4, 121.6, 117.9, 112.7, 108.8.  $^{11}\text{B NMR}$  (128 MHz,  $\text{CDCl}_3$ )  $\delta$  0.22. [Acc. Mass] calculated  $[\text{M} + \text{H}]^+$ : 365.1278, observed  $[\text{M} + \text{H}]^+$ : 365.1269.

### Synthesis of 14-Pin

To an ampule fitted with a J-Youngs tap was added compound **12** (0.037 g, 0.18 mmol). DCM (0.4 mL) was added followed by  $\text{BCl}_3$  (0.22 mL, 1 M in DCM). The ampule was sealed and the reaction mixture was stirred for 3 hours at 60 °C after which the solvent/volatiles were removed under vacuum.  $\text{NEt}_3$  (0.38 mL, 2.7 mmol) was added followed by pinacol (0.021 g, 0.18 mmol) and the reaction mixture was stirred vigorously overnight at room temperature. The crude product was purified on silica-gel (EtOAc/petroleum ether) to give **14-Pin** (0.032 g, 55%) as an orange oil.  $^1\text{H NMR}$  (500 MHz,  $\text{CDCl}_3$ )  $\delta$  7.83 (d,  $J = 4.0$  Hz, 1H), 7.70 (d,  $J = 7.2$  Hz, 1H), 7.54 (d,  $J = 7.8$  Hz, 1H), 7.33 (t,  $J = 7.5$  Hz, 1H), 7.29–7.18 (m, 1H), 6.96 (d,  $J = 4.0$  Hz, 1H), 6.77 (d,  $J = 3.6$  Hz, 1H), 1.37 (s, 12H).  $^{13}\text{C}\{^1\text{H}\}$  NMR (126 MHz,  $\text{CDCl}_3$ )  $\delta$  161.1, 138.8, 136.5, 129.8, 127.1, 124.6, 123.8, 120.8, 111.4, 110.5, 81.3, 27.1.  $^{11}\text{B NMR}$  (160 MHz,  $\text{CDCl}_3$ )  $\delta$  13.75. [Acc. Mass] calculated  $[\text{M} + \text{H}]^+$ : 327.1333, observed  $[\text{M} + \text{H}]^+$ : 327.1324.

### Synthesis of 17-Ph

To an NMR tube fitted with a J-Youngs tap was added compound **15** (0.024 g, 0.1 mmol). DCM (0.35 mL) was added followed by  $\text{BCl}_3$  1 M in DCM (0.22 mL, 0.22 mmol). The tube was sealed and heated to 60 °C for 2.75 hours after which it was cooled and excess  $\text{BCl}_3$  and DCM were removed under vacuum.  $\text{ZnPh}_2$  (0.050 g, 0.23 mmol) was added followed by DCM (0.5 mL) and the reaction mixture was left overnight at room temperature. The crude product was purified by column chromatography on silica gel (EtOAc/Hexanes) to give **17-Ph** (0.026 g, 64%) as a white solid.  $^1\text{H NMR}$  (500 MHz,  $\text{CDCl}_3$ )  $\delta$  7.59–7.53 (m, 2H), 7.42–7.38 (m, 5H), 7.34–7.27 (m, 3H), 7.25–7.18 (m, 6H), 7.17–7.11 (m, 2H), 6.89 (d,  $J = 3.6$  Hz, 1H).  $^{13}\text{C}\{^1\text{H}\}$  NMR (126 MHz,  $\text{CDCl}_3$ )  $\delta$  152.2, 146.9, 136.6, 134.0, 134.0, 129.7, 127.3, 126.5, 126.5, 126.1, 125.6, 125.0, 119.7, 118.3, 118.3, 114.1, 110.9.  $^{11}\text{B NMR}$  (160 MHz,  $\text{CDCl}_3$ )  $\delta$  0.08. [Acc. Mass] calculated  $[\text{M} + \text{H}]^+$ : 399.16632, observed  $[\text{M} + \text{H}]^+$ : 399.16540.

### Synthesis of 17-Cl

To an ampule fitted with a J-Youngs tap was added compound **15** (0.024 g, 0.1 mmol). DCM (0.35 mL) was added followed by  $\text{BCl}_3$  (0.22 mL, 1 M in DCM). The ampule was sealed and the

reaction mixture was heated to 60 °C for 2.75 hours, after which it was cooled and the solvent/volatiles removed under vacuum and the solid dried to give **17-Cl** (0.030 g, 73%) as a yellow solid.  $^1\text{H NMR}$  (500 MHz,  $\text{CDCl}_3$ )  $\delta$  8.38 (m,  $J = 8.2, 1.3, 0.6$  Hz, 1H), 7.92 (d,  $J = 7.2$  Hz, 1H), 7.65 (dt,  $J = 8.3, 0.9$  Hz, 1H), 7.62–7.58 (m, 3H), 7.56–7.46 (m, 2H), 6.97 (d,  $J = 3.7$  Hz, 1H).  $^{13}\text{C}\{^1\text{H}\}$  NMR (126 MHz,  $\text{CDCl}_3$ )  $\delta$  149.9, 146.8, 134.3, 131.2, 129.9, 127.6, 127.5, 126.8, 126.4, 121.6, 119.9, 118.7, 115.4, 111.3.  $^{11}\text{B NMR}$  (128 MHz,  $\text{CDCl}_3$ )  $\delta$  3.92. [Acc. Mass] calculated  $[\text{M}]^+$ : 314.01795, observed  $[\text{M}]^+$ : 314.01728.

### Synthesis of 18-Ph

To an NMR tube fitted with a J-Youngs tap was added compound **16** (0.0250 g, 0.1 mmol) DCM (0.35 mL) was added followed by  $\text{BBr}_3$  (0.22 mL, 1 M in DCM), the tube was sealed, and the reaction mixed for 2 hours at room temperature followed by 1 hour at 60 °C. The solvent/volatiles were removed under vacuum and the crude material dried.  $\text{ZnPh}_2$  (20 mg, 0.1 mmol) was added followed by DCM (1 mL), the tube was sealed and mixed overnight at room temperature. The product was purified on silica-gel (EtOAc/petroleum ether) to give the pure product, **18-Ph** (0.012 g, 29%) as a grey solid.  $^1\text{H NMR}$  (400 MHz,  $\text{CDCl}_3$ )  $\delta$  7.73–7.68 (m, 1H), 7.60 (dt,  $J = 8.4, 0.7$  Hz, 1H), 7.44 (dd,  $J = 8.1, 1.5$  Hz, 4H), 7.33–7.25 (m, 3H), 7.23–7.14 (m, 7H), 7.14–7.08 (m, 2H), 6.85 (d,  $J = 3.7$  Hz, 1H).  $^{13}\text{C}\{^1\text{H}\}$  NMR (126 MHz,  $\text{CDCl}_3$ )  $\delta$  159.6, 144.7, 135.4, 133.8, 129.4, 127.5, 127.3, 126.5, 125.5, 125.5, 125.4, 125.2, 122.4, 122.2, 121.7, 117.8, 114.0.  $^{11}\text{B NMR}$  (128 MHz,  $\text{CDCl}_3$ )  $\delta$  0.88. [Acc. Mass] calculated  $[\text{M} + \text{H}]^+$ : 415.14348, observed  $[\text{M} + \text{H}]^+$ : 415.14370.

## Conflicts of interest

There are no conflicts to declare.

## Acknowledgements

This project has received funding from the European Research Council (ERC) under the European Union's Horizon 2020 research and innovation programme (grant agreement no 769599). We acknowledge SIRCAMS at University of Edinburgh for performing mass spectrometry and Dr G. Nichol for collecting single crystal X-ray diffraction data.

## References

- (a) T. A. Shah, P. B. De, S. Pradhan and T. Punniyamurthy, *Chem. Commun.*, 2019, **55**, 572; (b) J. A. Leitch, Y. Bhonoah and C. G. Frost, *ACS Catal.*, 2017, **7**, 5618; (c) J. Kalepu, P. Gandeepan, L. Ackermann and L. T. Pilarski, *Chem. Sci.*, 2018, **9**, 4203.
- For select recent examples: (a) M. Liu, M. Shi and H. Meng, *New J. Chem.*, 2020, **44**, 2961–2965; (b) Y. Qin, G. Li, T. Qi and H. Huang, *Mater. Chem. Front.*, 2020, **4**, 1554–1568.



- 3 (a) For select work on metal catalysed directed indole C–H borylation see: D. W. Robbins, T. A. Boebel and J. F. Hartwig, *J. Am. Chem. Soc.*, 2010, **132**, 4068. For reviews on directed C–H borylation see: (b) A. Ros, R. Fernandez and J. M. Lassaletta, *Chem. Soc. Rev.*, 2014, **43**, 3229; (c) S. A. Iqbal, J. Pahl, K. Yuan and M. J. Ingleson, *Chem. Soc. Rev.*, 2020, **49**, 4564–4591.
- 4 *Boronic Acids: Preparation and Applications*, ed. D. Hall, Wiley-VCH, Weinheim, 2011.
- 5 (a) F. Jäkle, *Chem. Rev.*, 2010, **110**, 3985–4022; (b) D. Li, H. Zhang and Y. Wang, *Chem. Soc. Rev.*, 2013, **42**, 8416–8433; (c) A. Wakamiya and S. Yamaguchi, *Bull. Chem. Soc. Jpn.*, 2015, **88**, 1357–1377; (d) A. Escande and M. J. Ingleson, *Chem. Commun.*, 2015, **51**, 6257–6274; (e) L. Ji, S. Griesbeck and T. B. Marder, *Chem. Sci.*, 2017, **8**, 846–863; (f) Z. X. Giustra and S. Y. Liu, *J. Am. Chem. Soc.*, 2018, **140**, 1184–1194; (g) E. von Grothuss, A. John, T. Kaese and M. Wagner, *Asian J. Org. Chem.*, 2018, **7**, 37–53; (h) S. K. Mellerup and S. Wang, *Chem. Soc. Rev.*, 2019, **48**, 3537–3549; (i) X. Y. Wang, X. Yao and K. Müllen, *Sci. China: Chem.*, 2019, **62**, 1099–1144.
- 6 F. Yang, M. Zhu, J. Zhang and H. Zhou, *MedChemComm*, 2018, **9**, 201–211.
- 7 (a) S. A. Iqbal, J. Cid, R. J. Procter, M. Uzelac, K. Yuan and M. J. Ingleson, *Angew. Chem., Int. Ed.*, 2019, **58**, 15381–15385; (b) In the absence of directing groups C3 borylation dominates see: V. Bagutski, A. Del Grosso, J. Ayuso Carrillo, I. A. Cade, M. D. Helm, J. R. Lawson, P. J. Singleton, S. A. Solomon, T. Marcelli and M. J. Ingleson, *J. Am. Oil Chem. Soc.*, 2013, **135**, 474.
- 8 (a) J. Lv, X. Chen, X.-S. Xue, B. Zhao, Y. Liang, M. Wang, L. Jin, Y. Yuan, Y. Han, Y. Zhao, Y. Lu, J. Zhao, W.-Y. Sun, K. N. Houk and Z. Shi, *Nature*, 2019, **575**, 336–340; (b) J. Lv, B. Zhao, Y. Yuan, Y. Han and Z. Shi, *Nat. Commun.*, 2020, **11**, 1316.
- 9 T. Fukuda, R. Maeda and M. Iwao, *Tetrahedron*, 1999, **55**, 9151.
- 10 For review articles covering four coordinate boron containing organic materials see: (a) S. K. Mellerup and S. Wang, *Trends Chem.*, 2019, **1**, 77–89; (b) *Main Group Strategies towards Functional Hybrid Materials*, ed. T. Baumgartner and F. Jäkle, WILEY-VCH, 2018; (c) A. Lorbach, A. Huebner and M. Wagner, *Dalton Trans.*, 2012, **41**, 6048–6063; (d) A. Escande and M. J. Ingleson, *Chem. Commun.*, 2015, **51**, 6257–6274; (e) Y. Rao and S. Wang, *Inorg. Chem.*, 2011, **50**, 12263–12274.
- 11 For select references on this area see (for fuller coverage see review articles in ref. 10): (a) A. Wakamiya, T. Taniguchi and S. Yamaguchi, *Angew. Chem., Int. Ed.*, 2006, **45**, 3170–3173; (b) T. Matsumoto, K. Tanaka and Y. Chujo, *Dalton Trans.*, 2015, **44**, 8697–8707; (c) H. Amarne, C. Baik, S. K. Murphy and S. Wang, *Chem. – Eur. J.*, 2010, **16**, 4750–4761; (d) Z. M. Heiden, M. Schedler and D. W. Stephan, *Inorg. Chem.*, 2011, **50**, 1470–1479; (e) A.-C. Smith, D. S. Ranade, S. Thorat, A. Maity, P. P. Kulkarni, R. G. Gonnade, P. Munshi and N. T. Patil, *Chem. Commun.*, 2015, **51**, 16115; (f) C. Dou, Z. Ding, Z. Zhang, Z. Xie, J. Liu and L. Wang, *Angew. Chem., Int. Ed.*, 2015, **54**, 3648–3652; (g) A. Job, A. Wakamiya, G. Kehr, G. Erker and S. Yamaguchi, *Org. Lett.*, 2010, **12**, 5470–5473; (h) K. Liu, R. A. Lalancette and F. Jäkle, *J. Am. Chem. Soc.*, 2017, **139**, 18170–18173; (i) D. L. Crossley, I. A. Cade, E. R. Clark, A. Escande, M. J. Humphries, S. M. King, I. Vitorica-Yrezabal, M. J. Ingleson and M. L. Turner, *Chem. Sci.*, 2015, **6**, 5144–5151; (j) D. L. Crossley, L. Urbano, R. Neumann, S. Bourke, J. Jones, L. A. Dailey, M. Green, M. J. Humphries, S. M. King, M. L. Turner and M. J. Ingleson, *ACS Appl. Mater. Interfaces*, 2017, **9**, 28243–28249; (k) Y. Rao, H. Amarne, L. D. Chen, M. L. Brown, N. J. Moses and S. Wang, *J. Am. Chem. Soc.*, 2013, **135**, 3407.
- 12 (a) E. Tyrrell and P. Brookes, *Synthesis*, 2003, 469; (b) P. A. Cox, A. G. Leach, A. D. Campbell and G. C. Lloyd-Jones, *J. Am. Chem. Soc.*, 2016, **138**, 9145.
- 13 Y.-L. Rao, T. Kusamoto, R. Sakamoto, H. Nishihara and S. Wang, *Organometallics*, 2014, **33**, 1787.
- 14 C. Sambiagio, D. Schönbauer, R. Blicke, T. Dao-Huy, G. Pototschnig, P. Schaaf, T. Wiesinger, M. F. Zia, J. Wencel-Delord, T. Besset, B. U. W. Maes and M. Schnürch, *Chem. Soc. Rev.*, 2018, **47**, 6603.
- 15 D.-Y. Wang, H. I. Minami, C. Wang and M. Uchiyama, *Chem. Lett.*, 2015, **44**, 1380.
- 16 F. M. Bickelhaupt and K. N. Houk, *Angew. Chem., Int. Ed.*, 2017, **56**, 10070.
- 17 R. A. Jagtap and B. Punji, *Asian J. Org. Chem.*, 2020, **9**, 326.

