

Cite this: *Chem. Sci.*, 2023, 14, 2631

All publication charges for this article have been paid for by the Royal Society of Chemistry

Received 20th December 2022  
Accepted 31st January 2023

DOI: 10.1039/d2sc06962h

rsc.li/chemical-science

# Single-atom catalysis enabled by high-energy metastable structures†

Zhaoming Xia,<sup>1</sup> Yue Yin,<sup>1</sup> Jun Li<sup>1</sup> and Hai Xiao<sup>1</sup>\*

Owing to limited degrees of freedom, the active sites of stable single-atom catalyst (SAC) often have one structure that is energetically much lower than other local-minimum structures. Thus, the SAC adopts one lowest-energy structure (LES) with an overwhelmingly larger proportion than any other high-energy metastable structure (HEMS), and the LES is commonly assumed to be solely responsible for the catalytic performance of an SAC. Herein, we demonstrate with SACs anchored on CeO<sub>2</sub> that the HEMS of an SAC, even though its proportion remains several orders of magnitude lower than the LES throughout the catalytic reaction, can dictate catalysis with extraordinary activity arising from its unique coordination environment and oxidation state. Thus, we unravel the key role of HEMS-enabled catalysis in single-atom catalysis, which shakes the common assumption in the studies of SACs and urges new developments in both experiment and theory to identify and exploit catalysis *via* HEMSs.

## Introduction

Dynamic processes in heterogeneous catalysis have attracted great attention in recent years, owing to the rapid development of operando characterization techniques, which provide molecular-level insights into the catalytic process and thus promote the understanding of active sites under reaction conditions.<sup>1–6</sup> However, it remains a grand challenge for experiments to elucidate the atomistic mechanisms at relevant microscopic timescales for the dynamic processes in heterogeneous catalysis. First-principles modeling presents a theoretical probe to unveil more fundamental and essential aspects, thus shedding light on the structure–performance relationship and catalyst design.<sup>7,8</sup>

An intricate yet fundamental aspect is the dynamic structural evolution of active sites coupled with catalytic mechanisms,<sup>9</sup> and this has been well exemplified by theoretical studies of catalysis on supported clusters and nanoparticles.<sup>7,8,10,11</sup> The active sites of these catalysts are composed of multiple atoms and thus possess large degrees of freedom, which result in ensembles of local-minimum structures (LMSs) that are energetically close<sup>12</sup> and thus accessible to catalysis, based on the Boltzmann distribution.<sup>8</sup> In addition, the LMSs in the accessible ensembles can vary with the reaction atmosphere, which is induced by adsorptions.<sup>13,14</sup> These impose challenging complications on deciphering the structure–performance relationships of these catalysts.

Nevertheless, as the number of LMSs exponentially decreases with the system size,<sup>12</sup> the scenario becomes intrinsically different when the size of the active site is pushed to the limit of a single atom, *i.e.*, the concept of a single-atom catalyst (SAC). Since it was first proposed in 2011,<sup>15</sup> the SAC has developed into a promising design concept for highly efficient heterogeneous catalysts,<sup>16–19</sup> and it also serves as an ideal model for the study of the structure–performance relationship of catalytic active sites, owing to its well-defined local structure with precise tunability.<sup>16,20</sup> This exactly arises from the fact that because of the limited degrees of freedom, the active sites of stable SACs often present one lowest-energy structure (LES) dominant in quantity, and the other local minima are high-energy metastable structures (HEMSs) in negligibly low concentrations, as illustrated in Fig. 1.

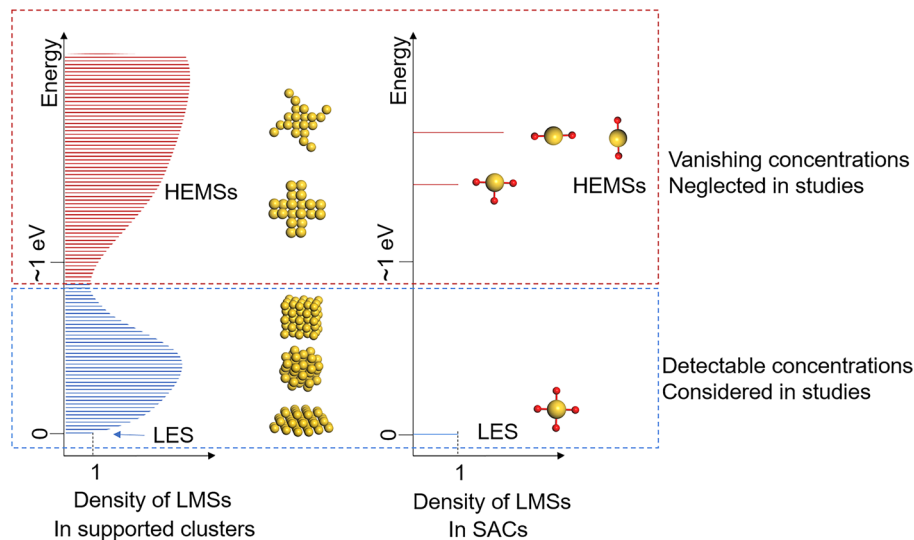
Thus, it is a sensible and common practice for both experiment and theory to assume that the LES of an SAC is solely responsible for its catalytic performance, and a clear structure–performance relationship can be established. Yet, it has been reported that SACs can reversibly switch between different structures, including cluster forms and varying coordinations,<sup>9,21,22</sup> in which the different structures are energetically close and thus are accessible with detectable concentrations, while the HEMSs remain reasonably ignored.

Herein, we found that the HEMSs of SACs can significantly contribute to catalysis, even though they remain at negligibly low concentrations throughout the catalytic cycle, which is thus often overlooked in both experiment and theory. By investigating the local minimum structures and phase diagrams of transition metal M (M = Fe, Co, Ni, Cu, Ru, Rh, Pd, Ag, Os, Ir, Pt, Au) SACs (M<sub>1</sub>) anchored on the CeO<sub>2</sub> (110) surface (M<sub>1</sub>/CeO<sub>2</sub>) with density functional theory (DFT) calculations, we identified

Department of Chemistry and Key Laboratory of Organic Optoelectronics and Molecular Engineering of the Ministry of Education, Tsinghua University, Beijing 100084, China. E-mail: haixiao@tsinghua.edu.cn

† Electronic supplementary information (ESI) available. See DOI: <https://doi.org/10.1039/d2sc06962h>





**Fig. 1** Schematic illustration of densities of LMSs in supported clusters and SACs. Similar to the electronic density of states for the electronic structure, each LMS is a state of the atomic structure of the system, and the density of LMSs presents the number of all possible LMSs, *i.e.*, the degeneracy, at each energy level for the atomic structure of the system. Arising from large degrees of freedom, supported clusters possess many LMSs that are energetically close to the LES, but the LMSs in SACs other than the LES usually are HEMSs with extremely low concentrations. Because of this intrinsic difference, it is necessary to consider the ensemble catalysis on supported clusters, while a clear structure–performance relationship is commonly assumed for the SAC, based on its LES.

that under a reductive environment, both  $\text{Au}_1/\text{CeO}_2$  and  $\text{Pt}_1/\text{CeO}_2$  possess a HEMS of the same type that is energetically higher than the LES by over 0.7 eV and is thus with a negligibly low concentration less than  $10^{-5}$ . However, we demonstrated that this HEMS of  $\text{Au}_1/\text{CeO}_2$  and  $\text{Pt}_1/\text{CeO}_2$  SACs plays a key role in delivering the catalysis of reduction reactions by its much higher activity arising from the unique oxidation state of  $\text{M}_1$ , and it is thus the HEMS that enables the catalytic performance of SACs for these reactions.

## Computational methodology

All periodic DFT calculations were performed with the Vienna *ab initio* simulation package (VASP).<sup>23–25</sup> The projector augmented wave (PAW)<sup>26</sup> method was used for the interactions between the core and valence electrons. The valence electron densities were described by plane-wave basis sets with an energy cutoff of 400 eV.<sup>25</sup> The exchange–correlation energies were calculated using the generalized gradient approximation (GGA) with the Perdew–Burke–Ernzerhof (PBE) functional,<sup>27</sup> and the spin-unrestricted Kohn–Sham scheme<sup>28</sup> was adopted. To partially account for the strong correlation of Ce 4f electrons, a Hubbard  $U$  correction was applied, with  $U - J = 4.5$  eV.<sup>29,30</sup> The D3 correction was included to describe the van der Waals interactions.<sup>31</sup>

The thresholds for converging the electronic wavefunctions and atomic structures are  $10^{-6}$  eV for the energy and  $0.02 \text{ eV } \text{\AA}^{-1}$  for the maximal force, respectively. The calculated lattice constant (5.418 Å) and Ce–O bond (2.360 Å) length of the  $\text{CeO}_2$  bulk are consistent with experimental results.<sup>32</sup> The  $\text{CeO}_2$  (110) surface was then modeled by a  $p(3 \times 2)$  5-layer supercell with the bottom 3 layers fixed, and a 15 Å vacuum gap was included

to separate the periodic images along the  $z$ -axis. A  $2 \times 2 \times 1$  Monkhorst–Pack grid was used to sample the Brillouin zone. Dipole correction along the  $z$ -axis was applied.

The Gibbs free energy corrections (including enthalpic and entropic terms) of gas-phase molecules and surface-adsorbed species were calculated with the ideal gas approximation and the harmonic approximation for the vibrational degrees of freedom using the thermochemistry modules of the Atomic Simulation Environment (ASE).<sup>33</sup>

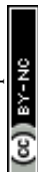
Comparisons between electronic affinities with and without relativistic effects were obtained using the ADF program,<sup>34</sup> which uses all-electron Slater-type orbitals as basis sets. The relativistic effects are included in the Hamiltonian *via* the zero-order regular approximation (ZORA).<sup>35</sup>

Microkinetic modeling was conducted using CatMAP<sup>36</sup> to explicitly investigate the catalytic kinetics under varying conditions. The partial pressures of all the gas phase reactants were set to 1 bar, while the partial pressures of the gas phase products were set to 0.1 bar for  $\text{C}_2\text{H}_2$  and  $10^{-15}$  bar for HCOOH to ensure overall exothermic reactions with positive net forward reaction rates. Note that the extremely low partial pressure of HCOOH is in accordance with the experimental conditions (see the note in the ESI†).

## Results and discussion

### Local-minimum structures and phase diagrams of $\text{M}_1/\text{CeO}_2$ SACs

The  $\text{M}_1/\text{CeO}_2$  SACs present an important family and have been widely studied because of their promising applications<sup>37–41</sup> and theoretical values.<sup>42–44</sup> We first investigated all possible LMSs for the twelve groups 8–11 transition metal  $\text{M}_1/\text{CeO}_2$  SACs ( $\text{M} = \text{Fe}$ –





Cu, Ru–Ag, Os–Au), and calculated their phase diagrams under different redox atmospheres (additional details can be found in the ESI discussion and Fig. S1–S12†).

The most stable phase, *i.e.*, the LES of the active site, on each  $M_1/\text{CeO}_2$  SAC widely changes with varying atmosphere. In particular, the coordination number of M to O ( $\text{CN}_\text{O}$ ) varies among different LESs. In the reductive condition represented by the pressure of  $\text{H}_2$  ( $p_{\text{H}_2}$ ), the phase diagrams (Fig. S11 and S12†) indicate that all the  $M_1/\text{CeO}_2$  SACs retain a particular type of LES with a  $\text{CN}_\text{O}$  of 2 (labeled as the  $M_{\text{subO-2}}$  type) in a wide temperature range at  $p_{\text{H}_2}$  of 1 bar.

In the LES of the  $M_{\text{subO-2}}$  type, the single-atom M is anchored at the O vacancy site and bonds to the two nearest O atoms to form an O–M–O configuration (Fig. 2a). The M atom can lose one of the M–O bonds to form an M–O configuration, and this is labeled as the  $M_{\text{subO-1}}$  type (Fig. 2a). Only with M = Cu, Pd, Pt, and Au, can the  $M_1/\text{CeO}_2$  SAC adopt  $M_{\text{subO-1}}$  as a LMS.

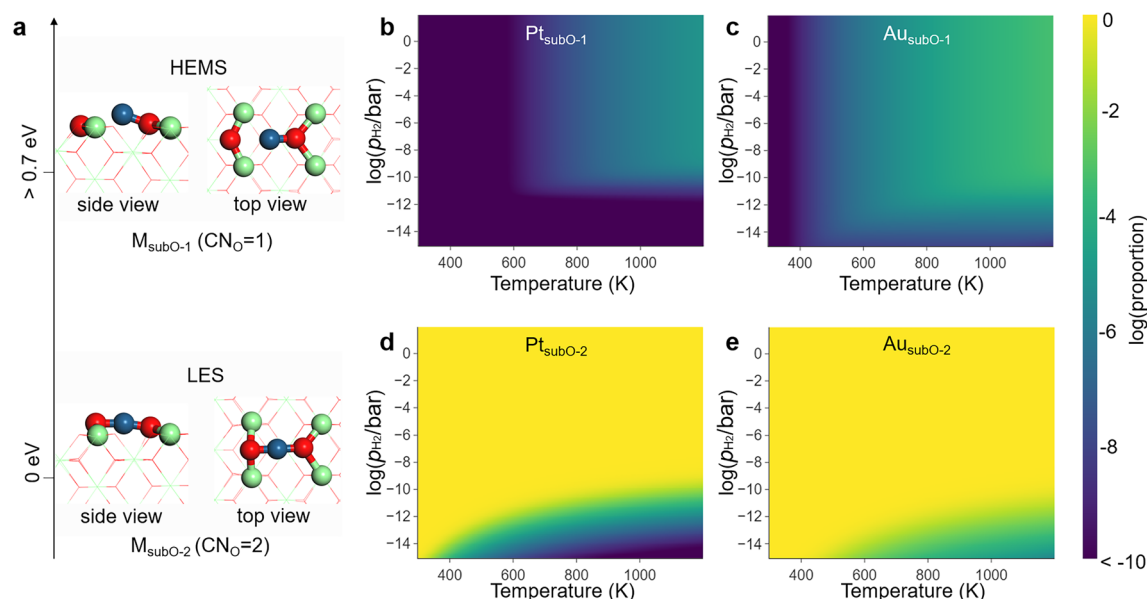
Under the reducing environment with the standard  $p_{\text{H}_2}$ ,  $M_{\text{subO-2}}$  is the LES, and  $M_{\text{subO-1}}$  is the HEMS that is over 0.7 eV higher in energy (Fig. 2a and Table S1†). Therefore, the concentrations of HEMS ( $M_{\text{subO-1}}$ ) are less than  $10^{-5}$  in the phase diagrams of the active sites of  $M_1/\text{CeO}_2$  SACs (Fig. 2b and c), and the active sites dominantly adopt the LES ( $M_{\text{subO-2}}$ ) (Fig. 2d and e). Conventionally, the catalytic performance by such a HEMS has often been overlooked for further investigation. However, this HEMS ( $M_{\text{subO-1}}$ ) has an unusually low  $\text{CN}_\text{O}$  of only 1 (Fig. 2a), and such a highly unsaturated coordination mode of the single-atom M may spark extraordinarily high catalytic activity. Therefore, we further scrutinized the role of this HEMS of the  $M_{\text{subO-1}}$  type in catalysis, in comparison with that of the LES of the  $M_{\text{subO-2}}$  type.

## Catalytic performance by the LES and HEMS

To obtain a panoramic understanding of the contribution of HEMS to catalysis, we investigated the  $\text{CO}_2$  hydrogenation reaction ( $\text{CO}_2\text{HR}$ ) on the  $\text{Au}_1/\text{CeO}_2$  SAC and the semi-hydrogenation of acetylene (SHA) on the  $\text{Pt}_1/\text{CeO}_2$  SAC, which are typical slow and fast catalytic reactions, respectively.<sup>45,46</sup> Both reactions introduce a reducing environment, and thus, the two  $M_1/\text{CeO}_2$  SACs adopt the  $M_{\text{subO-2}}$  type as the LES under the standard conditions, with the  $M_{\text{subO-1}}$  type as the HEMS (Fig. 2).

Fig. 3a shows the free energy profiles of the reaction pathways for  $\text{CO}_2\text{HR}$  catalyzed by the LES (L-pathway) and the HEMS (H-pathway) of the  $\text{Au}_1/\text{CeO}_2$  SAC under standard conditions, with structures of all states illustrated in Fig. 3b. In the L-pathway, starting from the LES of the  $M_{\text{subO-2}}$  type (L0), the  $\text{CO}_2$  molecule prefers to bind with the surface O atom to form a carbonate group (L1, Fig. 3c) instead of weak physisorption on the positively charged  $\text{Au}_1$  site of L0 (Fig. S13†).  $\text{H}_2$  then easily dissociates into  $\text{H}^+$  and  $\text{H}^-$  on the Lewis pair composed of the carbonate group and  $\text{Au}_1$  site (L2) with a small barrier of 0.58 eV (L-TS1). Subsequently,  $\text{H}^-$  attacks the carbonate group to produce  $\text{HCOOH}$  (L3), which, however, poses a formidable barrier of 3.31 eV (L-TS2).

In contrast to the L-pathway,  $\text{CO}_2$  in the H-pathway can spontaneously and directly bind to the  $\text{Au}_1$  site in the HEMS of the  $M_{\text{subO-1}}$  type (H1, Fig. 3d) with a bent configuration, indicating a chemisorbed  $\text{CO}_2$ . It is subsequently hydrogenated by  $\text{H}_2$  *via* an Eley–Rideal (ER) mechanism with a barrier of 1.38 eV (H-TS1) to form the co-adsorbed  $\text{COOH}$  and  $\text{H}$  on  $\text{Au}_1$  (H2), which combine to produce  $\text{HCOOH}$  (H3) by overcoming a small barrier of 0.31 eV (H-TS2). Upon releasing  $\text{HCOOH}$ , the  $\text{Au}_1$  site



**Fig. 2** (a) The  $M_{\text{subO-1}}$  and  $M_{\text{subO-2}}$  types of structures for active sites in the  $M_1/\text{CeO}_2$  SACs. The two are well separated in energy by more than 0.7 eV, with the  $M_{\text{subO-2}}$  type being the LES and the  $M_{\text{subO-1}}$  type being the HEMS under reductive conditions. The energy gap results in the extremely low concentrations of (b)  $\text{Pt}_{\text{subO-1}}$  and (c)  $\text{Au}_{\text{subO-1}}$  in the phase diagrams, while the concentrations of (d)  $\text{Pt}_{\text{subO-2}}$  and (e)  $\text{Au}_{\text{subO-2}}$  dominate the phase diagrams of active sites in the corresponding  $M_1/\text{CeO}_2$  SACs under varying temperatures and  $p_{\text{H}_2}$  (in logarithmic scale). Note that the number of atoms for  $M_{\text{subO-1}}$  and  $M_{\text{subO-2}}$  are the same, while the dependence of the phase diagram on  $p_{\text{H}_2}$  arises from the competition among all 8 types of SAC structures considered in Fig. S2–S8,† for which the numbers of O atoms are different.





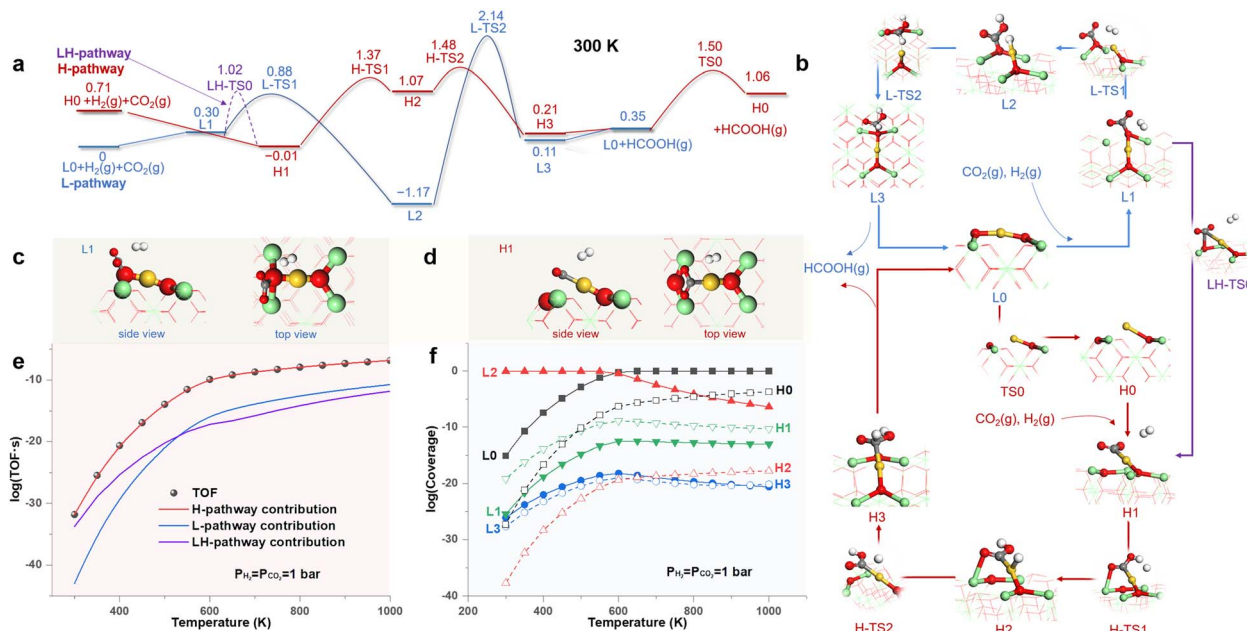


Fig. 3 (a) Free energy profiles (in eV) of  $\text{CO}_2\text{HR}$  on the  $\text{Au}_1/\text{CeO}_2$  SAC following pathways enabled by the LES (L-pathway) and HEMS (H-pathway). (b) Structures of all states. Configurations of  $\text{CO}_2$  activation on (c) the LES and (d) the HEMS. Calculated (e) turnover frequency (TOF) and (f) coverages of states as functions of temperature.

transforms to L0, which recovers H0 by overcoming a barrier of 1.15 eV.

Fig. 3c and d highlights the key difference between the  $\text{CO}_2$  activation modes driven by the two types of active sites, *i.e.*, the LES of the  $\text{M}_{\text{subO}-2}$  type activates  $\text{CO}_2$  on its O site to form a carbonate group, while the HEMS of the  $\text{M}_{\text{subO}-1}$  type chemisorbs  $\text{CO}_2$  directly on its  $\text{Au}_1$  site to form a bent  $\text{CO}_2$ .

In addition, we investigated the direct transformation of L0 to H1 upon the adsorption of  $\text{CO}_2$  on Au. This, however, requires the C atom of  $\text{CO}_2$  to approach the positively charged  $\text{Au}_1$  site of L0, which leads to a large repulsion, and it is more favored for the C atom of  $\text{CO}_2$  to bind to the surface O to form L1. Thus, the transformation from L0 to H1 follows a detour through L1 with a barrier of 1.02 eV (LH-TS0 in Fig. 3a) referenced to L0, and this forks to a new pathway labelled as the LH-pathway.

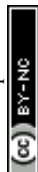
The three pathways, in fact, compose a complex reaction network *via* common states, and thus, they all contribute to the kinetics of catalysis. Therefore, we performed microkinetic modeling<sup>36</sup> of this complex reaction network. The results (Fig. 3e) show that the H-pathway dominates the contribution to the TOF, and is larger than those of the L- and LH-pathways by several orders of magnitude. Nevertheless, Fig. 3f shows that the coverages of states in the H-pathway (H0–H3) are extremely small ( $<10^{-19}$  at 300 K and  $<10^{-4}$  even at 1000 K), and thus, they remain marginal and barely detectable. In contrast, the state (L2 or L0) in the L-pathway dominates the  $\text{Au}_1/\text{CeO}_2$  SAC surface at all temperatures considered. Therefore, it is in fact the HEMS with a miniscule concentration, instead of the LES, that drives the  $\text{CO}_2\text{HR}$  on the  $\text{Au}_1/\text{CeO}_2$  SAC, and the extraordinary catalytic ability of the HEMS arises from the unique oxidation state of its  $\text{Au}_1$  site to activate  $\text{CO}_2$ , as discussed later.

Fig. 4a shows the free energy profiles of the reaction pathways for SHA catalyzed by the LES (L-pathway) and the HEMS (H-pathway) of the  $\text{Pt}_1/\text{CeO}_2$  SAC under standard conditions, with the structures of all states illustrated in Fig. 4b. In the L-pathway, the LES of the  $\text{M}_{\text{subO}-2}$  type (L0) prefers the physisorption of  $\text{H}_2$  (L1) to that of  $\text{C}_2\text{H}_2$  and delivers the dissociative chemisorption of  $\text{H}_2$  (L2) by overcoming a barrier of 0.90 eV (L-TS1). Subsequently,  $\text{C}_2\text{H}_2$  consumes the adsorbed H atoms (L3, Fig. 4c) through an ER mechanism with a small barrier of 0.28 eV (L-TS2) and produces  $\text{C}_2\text{H}_4$ .

In contrast to L0, H0 in the H-pathway favors strong bonding to  $\text{C}_2\text{H}_2$  (H1, Fig. 4d), which is exothermic by 2.01 eV. Such strong adsorption of  $\text{C}_2\text{H}_2$  can couple with the transformation of active sites and leads to a low barrier of 0.59 eV at 300 K (LH-TS1 in Fig. 4a). This forks to a new pathway labeled as the LH-pathway (Fig. 4a) that involves the coupling of  $\text{C}_2\text{H}_2$  adsorption and L0–H1 site transformation. However, this low barrier rapidly increases with temperature due to the entropic contribution of gas phase  $\text{C}_2\text{H}_2$ , and it reaches 1.32 eV at 800 K (LH-TS1 in Fig. S15†). Thus, the transformation of the active site is decoupled from the chemisorption of  $\text{C}_2\text{H}_2$ , favoring the direct transformation from H0 to H1 at temperatures higher than 710 K (Fig. S15† shows the scenario at 800 K), and this recovers the H-pathway with the initial state of H0.

In the H- and LH-pathways, upon the chemisorption of  $\text{C}_2\text{H}_2$  (H1),  $\text{H}_2$  then hydrogenates the adsorbed  $\text{C}_2\text{H}_2$  *via* an ER mechanism to produce  $\text{C}_2\text{H}_4$  by sequentially overcoming two barriers of 0.93 eV (H-TS1) and 0.27 eV (H-TS2). Upon releasing  $\text{C}_2\text{H}_4$ , the H-pathway reaches L0, which recovers H0 *via* a barrier of 1.23 eV (TS0).

Fig. 4c and d highlights the key difference between the  $\text{C}_2\text{H}_2$  activation modes driven by the two types of active sites. The LES





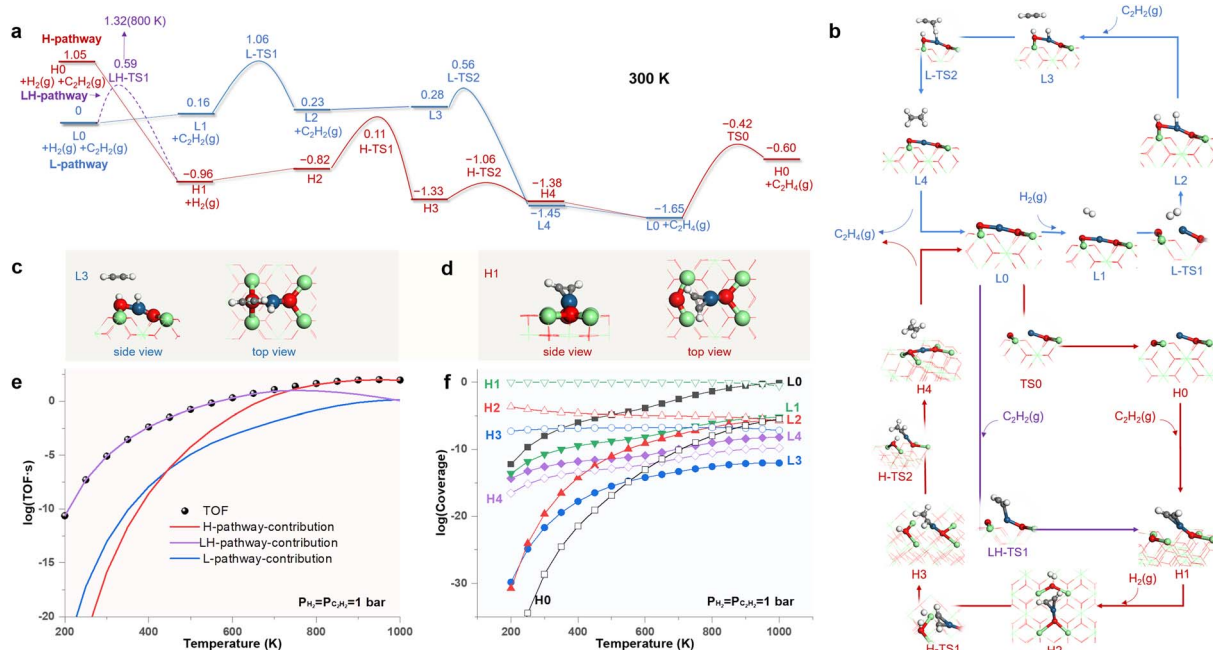


Fig. 4 (a) Free energy profiles (in eV) of SHA on the Pt<sub>1</sub>/CeO<sub>2</sub> SAC following pathways enabled by the LES (L-pathway) and the HEMS (H-pathway). (b) Structures of all states. Configurations of C<sub>2</sub>H<sub>2</sub> activation on (c) the LES and (d) the HEMS. Calculated (e) turnover frequency (TOF) and (f) coverages of states as functions of temperature.

of the M<sub>subO-2</sub> type cannot adsorb C<sub>2</sub>H<sub>2</sub>, and instead, it activates H<sub>2</sub> to the adsorbed H atoms on its Pt and O sites, which then activate C<sub>2</sub>H<sub>2</sub>. In contrast, the HEMS of the M<sub>subO-1</sub> type can directly chemisorb C<sub>2</sub>H<sub>2</sub> on its Pt<sub>1</sub> site.

We further performed microkinetic modeling<sup>36</sup> of the complex reaction network composed of all three pathways in Fig. 4a. The results in Fig. 4e show that the LH-pathway dominates the contribution to the TOF at low temperatures, and the H-pathway dominates the contribution to the TOF at high temperatures. Fig. 4f shows that the Pt<sub>1</sub>/CeO<sub>2</sub> SAC surface is dominated by H1 at most of the temperatures because of the strong adsorption of C<sub>2</sub>H<sub>2</sub> on the HEMS. Thus, the adsorption state derived from the HEMS is detectable in this scenario, but the HEMS itself (H0) retains a negligibly small coverage (<10<sup>-30</sup> to 10<sup>-8</sup>). Nevertheless, the coverage of LES (L0) increases with temperature and then dominates the Pt<sub>1</sub>/CeO<sub>2</sub> SAC surface at 1000 K. Therefore, the HEMS drives the SHA on the Pt<sub>1</sub>/CeO<sub>2</sub> SAC at high temperatures, and LES drives the SHA at low temperatures. The extraordinary catalytic ability of the HEMS arises from the unique oxidation state of its Pt<sub>1</sub> site to activate C<sub>2</sub>H<sub>2</sub>, as discussed below.

### Negatively charged M<sub>1</sub> in the HEMS

The oxidation state (OS) of the single-atom metal (M<sub>1</sub>) in the SAC is a key characteristic denoting its catalytic capability.<sup>47,48</sup> The M<sub>1</sub>'s in most SACs supported on metal oxides are positively charged,<sup>49</sup> but their OSs may substantially change as the catalytic reaction proceeds.<sup>21,22,50</sup> Such evolution of the OS in the SAC may stem from the emergence of metastable states and play a key role in catalysis.<sup>51</sup>

We investigated the OSs of M<sub>1</sub>'s in the M<sub>1</sub>/CeO<sub>2</sub> SACs. Fig. 5a shows the results of the Bader charge analysis,<sup>52,53</sup> which indicates that the M<sub>1</sub>'s in the LES (M<sub>subO-2</sub> type) of all M<sub>1</sub>/CeO<sub>2</sub> SACs are positively charged, but the Pt<sub>1</sub> and Au<sub>1</sub> in the HEMS (M<sub>subO-1</sub> type) are negatively charged. The Hartree potential difference (ΔV<sub>H</sub>)<sup>54,55</sup> in Fig. S17† also implies similar conclusions. Together with the spin population analysis (Fig. S18†), our results suggest that the OSs of Pt<sub>1</sub> and Au<sub>1</sub> in the HEMS are both -1.

We further calculated the 1s core level shifts of Pt<sub>1</sub> and Au<sub>1</sub> (Table S2†), and the results also indicated that the OSs of Pt<sub>1</sub> and Au<sub>1</sub> in the HEMS are -1. Although there are no clear-cut methods to determine the OS, various analyses provided strong evidence indicating that Pt<sub>1</sub> and Au<sub>1</sub> in the HEMS are negatively charged. This may be similar to the case of negatively charged Au SAC on CuO, which was experimentally observed by *in situ* scanning tunneling microscopy (STM) imaging and X-ray photoelectron spectroscopy (XPS) in a reducing environment.<sup>56</sup>

To understand why Pt and Au can reach negatively charged states, we calculated the electron affinities (EAs) of gas phase metal atoms with and without the relativistic effects (Fig. 5b). If no relativistic effects were taken into account, Pt and Au would have similar EAs to those of Pd and Ag, which were much less likely to take electrons from the support. With including the relativistic effects, Pt and Au possess the largest EAs among all metals. This arises from the contraction and thus stabilization of the 6s orbitals introduced by relativistic effects,<sup>57-60</sup> which enables Pt and Au to hold extra electrons.

The negatively charged Au<sub>1</sub> and Pt<sub>1</sub> in the HEMSs serve as strong electron donors that can deliver facile activation of CO<sub>2</sub> and C<sub>2</sub>H<sub>2</sub>. The differential electron density contour in Fig. 5c illustrates significant electron transfer from Au<sub>1</sub> to CO<sub>2</sub> that





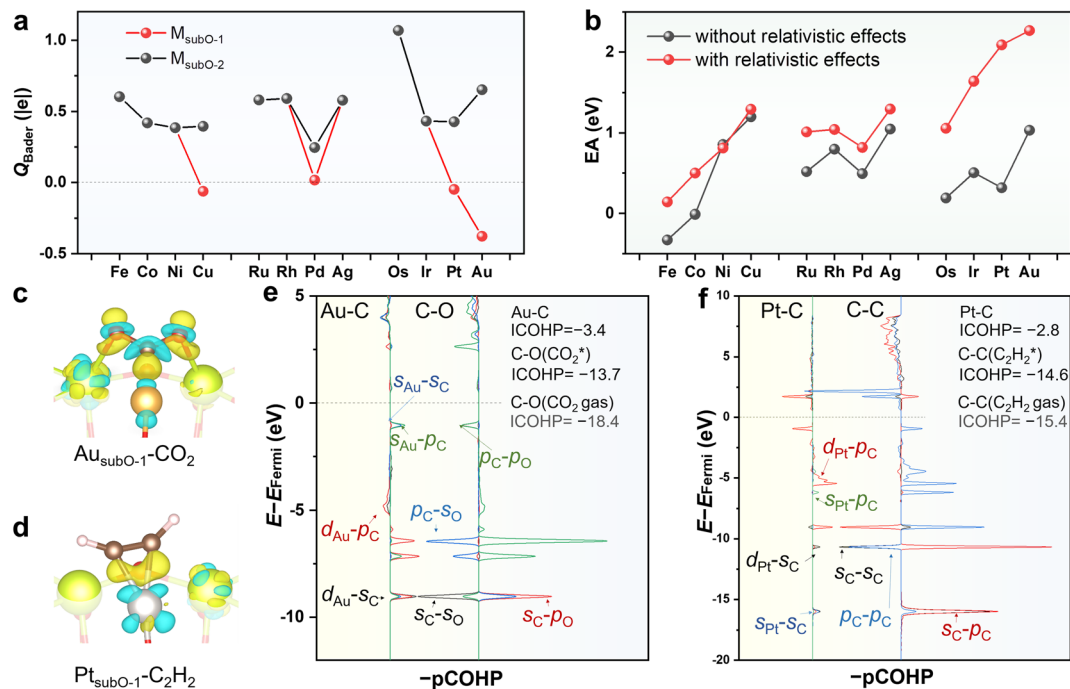


Fig. 5 (a) Bader charges ( $Q_{\text{Bader}}$ ) of  $M_1$  in the  $M_{\text{subO-1}}$  and  $M_{\text{subO-2}}$  types of  $M_1/\text{CeO}_2$  SACs. (b) Calculated electronic affinity (EA) of gas-phase metal atoms with and without the relativistic effects. The differential electron density contours of (c)  $\text{CO}_2$  adsorption on  $\text{Au}_{\text{subO-1}}$  and (d)  $\text{C}_2\text{H}_2$  adsorption on  $\text{Pt}_{\text{subO-1}}$  (cyan indicates a decrease in electron density, and yellow indicates an increase in electron density upon adsorption). Projected crystal orbital Hamilton population (pCOHP) analyses of (e)  $\text{CO}_2$  adsorption on the HEMS of  $\text{Au}_1/\text{CeO}_2$  and (f)  $\text{C}_2\text{H}_2$  adsorption on the HEMS of  $\text{Pt}_1/\text{CeO}_2$ .  $E - E_{\text{Fermi}}$  is the energy level referenced to the Fermi level.

subsequently results in a bent  $\text{CO}_2^{\delta-}$ . The bent  $\text{CO}_2^{\delta-}$  forms strong bonding with Au s and d orbitals, as shown by the projected crystal orbital Hamilton population (pCOHP) analysis of Au-C in Fig. 5e, with an integrated COHP (ICOHP) of  $-3.4$  eV. Consequently, the ICOHP of the C-O bond in  $\text{CO}_2$  increases from  $-18.4$  eV to  $-13.7$  eV upon adsorption, indicating the presence of greatly weakened C-O bonds.

Similarly, the differential charge density contour in Fig. 5d shows significant electron transfer from  $\text{Pt}_1$  to bonding with  $\text{C}_2\text{H}_2$  that results in a bent  $\text{C}_2\text{H}_2$ , implying a transition from the sp hybridization of C to  $\text{sp}^2$  hybridization. The pCOHP analysis of Pt-C in Fig. 5d indicates strong bonding between C and the s and d orbitals of Pt, with an ICOHP of  $-2.8$  eV. As a result, the C-C bond in  $\text{C}_2\text{H}_2$  is weakened, as revealed by the increase in the ICOHP of C-C from  $-15.4$  eV to  $-14.6$  eV.

## Conclusions

In summary, we demonstrated that the HEMS can play a key role in single-atom catalysis, as illustrated by the two case studies of  $\text{CO}_2\text{HR}$  catalyzed on  $\text{Au}_1/\text{CeO}_2$  and SHA on  $\text{Pt}_1/\text{CeO}_2$ , in which the HEMS is overwhelmingly outnumbered by the LES, yet dictates the catalytic performance due to the extraordinarily high activities that arise from the unique oxidation state of  $M_1$  in the HEMS. However, there is difficulty in experimentally detecting these HEMSs with unique oxidation states because of their extremely low concentrations ( $\text{H}_0$  in Fig. 3f and 4f) that barely reach the detection limits of operando characterization

techniques. Also, there is difficulty in discovering them with normal *ab initio* molecular dynamics simulations because the high formation energies of HEMSs render extremely low probabilities (as rare events) according to the Boltzmann distribution.

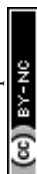
Our finding shakes the common assumption in the studies of SAC that the LES, which is much lower in energy by approximately 1 eV than any other HEMS, is responsible for the catalytic performance of the SAC. Therefore, this urges developments of new methodologies and techniques in experiment and theory to scrutinize the role of HEMS in the structure-performance relationship of SAC. Moreover, the HEMS in SACs may be further promoted and thus exploited with external fields, as in the scenarios of electrochemistry and photochemistry.

## Data availability

The dataset of optimized SAC structures in this work is available at the following DOI: [10.5281/zenodo.7638276](https://doi.org/10.5281/zenodo.7638276). The rest of the datasets supporting this work's conclusions are available in the ESI.†

## Author contributions

H. X. and Z. X. conceived and designed the study. Z. X. conducted all the theoretical modeling. Z. X. and H. X. wrote the initial manuscript. All authors contributed to the revisions of the manuscript and approved the final version.





## Conflicts of interest

There are no conflicts to declare.

## Acknowledgements

This work was supported by the National Natural Science Foundation of China (No. 22122304 and 92261111), the National Key Research and Development Project (2022YFA1503000), the Tsinghua University Initiative Scientific Research Program (20221080065), and the China Postdoctoral Science Foundation (2020M680507). We are grateful to the Center of High-Performance Computing at Tsinghua University for providing computational resources.

## References

- 1 F. Tao and P. A. Crozier, Atomic-scale observations of catalyst structures under reaction conditions and during catalysis, *Chem. Rev.*, 2016, **116**, 3487–3539.
- 2 J. Dou, Z. Sun, A. A. Opalade, N. Wang, W. Fu and F. Tao, Operando chemistry of catalyst surfaces during catalysis, *Chem. Soc. Rev.*, 2017, **46**, 2001–2027.
- 3 H. Xu, D. Rebollar, H. He, L. Chong, Y. Liu, C. Liu, C.-J. Sun, T. Li, J. V. Muntean, R. E. Winans, D.-J. Liu and T. Xu, Highly selective electrocatalytic CO<sub>2</sub> reduction to ethanol by metallic clusters dynamically formed from atomically dispersed copper, *Nat. Energy*, 2020, **5**, 623–632.
- 4 W. Xi, K. Wang, Y. Shen, M. Ge, Z. Deng, Y. Zhao, Q. Cao, Y. Ding, G. Hu and J. Luo, Dynamic co-catalysis of Au single atoms and nanoporous Au for methane pyrolysis, *Nat. Commun.*, 2020, **11**.
- 5 L. Zhang, R. Long, Y. Zhang, D. Duan, Y. Xiong, Y. Zhang and Y. Bi, Direct observation of dynamic bond evolution in single-atom Pt/C<sub>3</sub>N<sub>4</sub> catalysts, *Angew. Chem., Int. Ed.*, 2020, **59**, 6224–6229.
- 6 J. Li and J. Gong, Operando characterization techniques for electrocatalysis, *Energy Environ. Sci.*, 2020, **13**, 3748–3779.
- 7 B. Zandkarimi and A. N. Alexandrova, Surface-supported cluster catalysis: Ensembles of metastable states run the show, *Wiley Interdiscip. Rev.: Comput. Mol. Sci.*, 2019, **9**, e1420.
- 8 Z. Zhang, B. Zandkarimi and A. N. Alexandrova, Ensembles of metastable states govern heterogeneous catalysis on dynamic interfaces, *Acc. Chem. Res.*, 2020, **53**, 447–458.
- 9 L. Liu and A. Corma, Evolution of isolated atoms and clusters in catalysis, *Trends Chem.*, 2020, **2**, 383–400.
- 10 H. Zhai and A. N. Alexandrova, Local fluxionality of surface-deposited cluster catalysts: the case of Pt<sub>7</sub> on Al<sub>2</sub>O<sub>3</sub>, *J. Phys. Chem. Lett.*, 2018, **9**, 1696–1702.
- 11 G. Sun and P. Sautet, Metastable structures in cluster catalysis from first-principles: structural ensemble in reaction conditions and metastability triggered reactivity, *J. Am. Chem. Soc.*, 2018, **140**, 2812–2820.
- 12 F. H. Stillinger, Exponential multiplicity of inherent structures, *Phys. Rev. E: Stat. Phys., Plasmas, Fluids, Relat. Interdiscip. Top.*, 1999, **59**, 48–51.
- 13 Y. G. Wang, D. Mei, V. A. Glezakou, J. Li and R. Rousseau, Dynamic formation of single-atom catalytic active sites on ceria-supported gold nanoparticles, *Nat. Commun.*, 2015, **6**, 6511.
- 14 Y. He, J.-C. Liu, L. Luo, Y.-G. Wang, J. Zhu, Y. Du, J. Li, S. X. Mao and C. Wang, Size-dependent dynamic structures of supported gold nanoparticles in CO oxidation reaction condition, *Proc. Natl. Acad. Sci.*, 2018, **115**, 7700–7705.
- 15 B. Qiao, A. Wang, X. Yang, L. F. Allard, Z. Jiang, Y. Cui, J. Liu, J. Li and T. Zhang, Single-atom catalysis of CO oxidation using Pt<sub>1</sub>/FeO<sub>x</sub>, *Nat. Chem.*, 2011, **3**, 634–641.
- 16 X.-F. Yang, A. Wang, B. Qiao, J. Li, J. Liu and T. Zhang, Single-atom catalysts: a new frontier in heterogeneous catalysis, *Acc. Chem. Res.*, 2013, **46**, 1740–1748.
- 17 A. Wang, J. Li and T. Zhang, Heterogeneous single-atom catalysis, *Nat. Rev. Chem.*, 2018, **2**, 65–81.
- 18 J.-C. Liu, Y. Tang, Y.-G. Wang, T. Zhang and J. Li, Theoretical understanding of the stability of single-atom catalysts, *Natl. Sci. Rev.*, 2018, **5**, 638–641.
- 19 H.-Y. Zhuo, X. Zhang, J.-X. Liang, Q. Yu, H. Xiao and J. Li, Theoretical understandings of graphene-based metal single-atom catalysts: stability and catalytic performance, *Chem. Rev.*, 2020, **120**, 12315–12341.
- 20 X. Cui, W. Li, P. Ryabchuk, K. Junge and M. Beller, Bridging homogeneous and heterogeneous catalysis by heterogeneous single-metal-site catalysts, *Nat. Catal.*, 2018, **1**, 385–397.
- 21 F. Maurer, J. Jelic, J. Wang, A. Gänzler, P. Dolcet, C. Wöll, Y. Wang, F. Studt, M. Casapu and J.-D. Grunwaldt, Tracking the formation, fate and consequence for catalytic activity of Pt single sites on CeO<sub>2</sub>, *Nat. Catal.*, 2020, **3**, 824–833.
- 22 N. Daelman, M. Capdevila-Cortada and N. López, Dynamic charge and oxidation state of Pt/CeO<sub>2</sub> single-atom catalysts, *Nat. Mater.*, 2019, **18**, 1215–1221.
- 23 G. Kresse and J. Furthmüller, Efficiency of ab-initio total energy calculations for metals and semiconductors using a plane-wave basis set, *Comput. Mater. Sci.*, 1996, **6**, 15–50.
- 24 G. Kresse and J. Hafner, Ab initio molecular dynamics for liquid metals, *Phys. Rev. B*, 1993, **47**, 558.
- 25 G. Kresse and J. Furthmüller, Efficient iterative schemes for ab initio total-energy calculations using a plane-wave basis set, *Phys. Rev. B*, 1996, **54**, 11169–11186.
- 26 G. Kresse and D. Joubert, From ultrasoft pseudopotentials to the projector augmented-wave method, *Phys. Rev. B*, 1999, **59**, 1758–1775.
- 27 J. P. Perdew, K. Burke and M. Ernzerhof, Generalized gradient approximation made simple, *Phys. Rev. Lett.*, 1996, **77**, 3865.
- 28 W. Kohn and L. J. Sham, Self-consistent equations including exchange and correlation effects, *Phys. Rev.*, 1965, **140**, A1133–A1138.
- 29 V. I. Anisimov, F. Aryasetiawan and A. I. Lichtenstein, First-principles calculations of the electronic structure and spectra of strongly correlated systems: the LDA+U method, *J. Phys.: Condens. Matter*, 1997, **9**, 767–808.





- 30 Z.-Q. Huang, T. Zhang, C.-R. Chang and J. Li, Dynamic frustrated lewis pairs on ceria for direct nonoxidative coupling of methane, *ACS Catal.*, 2019, **9**, 5523–5536.
- 31 S. Grimme, J. Antony, S. Ehrlich and H. Krieg, A consistent and accurate ab initio parametrization of density functional dispersion correction (DFT-D) for the 94 elements H-Pu, *J. Chem. Phys.*, 2010, **132**, 154104.
- 32 J. F. Lee, M. T. Tang, W. C. Shih and R. S. Liu, Ce K-edge EXAFS study of nanocrystalline CeO<sub>2</sub>, *Mater. Res. Bull.*, 2002, **37**, 555–562.
- 33 A. Hjorth Larsen, J. Jørgen Mortensen, J. Blomqvist, I. E. Castelli, R. Christensen, M. Dulák, J. Friis, M. N. Groves, B. Hammer, C. Hargus, E. D. Hermes, P. C. Jennings, P. Bjerre Jensen, J. Kermode, J. R. Kitchin, E. Leonhard Kolsbjerg, J. Kubal, K. Kaasbjerg, S. Lysgaard, J. Bergmann Maronsson, T. Maxson, T. Olsen, L. Pastewka, A. Peterson, C. Rostgaard, J. Schiøtz, O. Schütt, M. Strange, K. S. Thygesen, T. Vegge, L. Vilhelmsen, M. Walter, Z. Zeng and K. W. Jacobsen, The atomic simulation environment—a Python library for working with atoms, *J. Phys.: Condens. Matter*, 2017, **29**, 273002.
- 34 G. te Velde, F. M. Bickelhaupt, E. J. Baerends, C. Fonseca Guerra, S. J. A. van Gisbergen, J. G. Snijders and T. Ziegler, Chemistry with ADF, *J. Comput. Chem.*, 2001, **22**, 931–967.
- 35 E. v. Lenthe, J. G. Snijders and E. J. Baerends, The zero-order regular approximation for relativistic effects: The effect of spin-orbit coupling in closed shell molecules, *J. Chem. Phys.*, 1996, **105**, 6505–6516.
- 36 A. J. Medford, C. Shi, M. J. Hoffmann, A. C. Lausche, S. R. Fitzgibbon, T. Bligaard and J. K. Nørskov, CatMAP: a software package for descriptor-based microkinetic mapping of catalytic trends, *Catal. Lett.*, 2015, **145**, 794–807.
- 37 L. Nie, D. Mei, H. Xiong, B. Peng, Z. Ren, X. I. P. Hernandez, A. DeLaRiva, M. Wang, M. H. Engelhard, L. Kovarik, A. K. Datye and Y. Wang, Activation of surface lattice oxygen in single-atom Pt/CeO<sub>2</sub> for low-temperature CO oxidation, *Science*, 2017, **358**, 1419–1423.
- 38 C. Yang, X. Yu, S. Heißler, P. G. Weidler, A. Nefedov, Y. Wang, C. Wöll, T. Kropp, J. Paier and J. Sauer, O<sub>2</sub> activation on ceria catalysts—the importance of substrate crystallographic orientation, *Angew. Chem., Int. Ed.*, 2017, **56**, 16399–16404.
- 39 L. Ye, X. Duan, S. Wu, T.-S. Wu, Y. Zhao, A. W. Robertson, H.-L. Chou, J. Zheng, T. Ayvali, S. Day, C. Tang, Y.-L. Soo, Y. Yuan and S. C. E. Tsang, Self-regeneration of Au/CeO<sub>2</sub> based catalysts with enhanced activity and ultra-stability for acetylene hydrochlorination, *Nat. Commun.*, 2019, **10**, 914.
- 40 V. Muravev, G. Spezzati, Y.-Q. Su, A. Parastaev, F.-K. Chiang, A. Longo, C. Escudero, N. Kosinov and E. J. M. Hensen, Interface dynamics of Pd–CeO<sub>2</sub> single-atom catalysts during CO oxidation, *Nat. Catal.*, 2021, **4**, 469–478.
- 41 Y. Wang, Z. Chen, P. Han, Y. Du, Z. Gu, X. Xu and G. Zheng, Single-atomic Cu with multiple oxygen vacancies on ceria for electrocatalytic CO<sub>2</sub> Reduction to CH<sub>4</sub>, *ACS Catal.*, 2018, **8**, 7113–7119.
- 42 W. Song and E. J. M. Hensen, Mechanistic aspects of the water–gas shift reaction on isolated and clustered Au atoms on CeO<sub>2</sub>(110): a density functional theory study, *ACS Catal.*, 2014, **4**, 1885–1892.
- 43 Z. Cheng, B. J. Sherman and C. S. Lo, Carbon dioxide activation and dissociation on ceria (110): A density functional theory study, *J. Chem. Phys.*, 2013, **138**, 014702.
- 44 Y. Tang, Y.-G. Wang, J.-X. Liang and J. Li, Investigation of water adsorption and dissociation on Au<sub>1</sub>/CeO<sub>2</sub> single-atom catalysts using density functional theory, *Chinese J. Catal.*, 2017, **38**, 1558–1565.
- 45 R. Sun, Y. Liao, S.-T. Bai, M. Zheng, C. Zhou, T. Zhang and B. F. Sels, Heterogeneous catalysts for CO<sub>2</sub> hydrogenation to formic acid/formate: from nanoscale to single atom, *Energy Environ. Sci.*, 2021, **14**, 1247–1285.
- 46 Z. Sun, S. Wang and W. Chen, Metal single-atom catalysts for selective hydrogenation of unsaturated bonds, *J. Mater. Chem. A*, 2021, **9**, 5296–5319.
- 47 J.-X. Liang, J. Lin, J. Liu, X. Wang, T. Zhang and J. Li, Dual metal active sites in an Ir<sub>1</sub>/FeO<sub>x</sub> single-atom catalyst: a redox mechanism for the water-gas shift reaction, *Angew. Chem., Int. Ed.*, 2020, **59**, 12868–12875.
- 48 Z. Li, Y. Chen, S. Ji, Y. Tang, W. Chen, A. Li, J. Zhao, Y. Xiong, Y. Wu, Y. Gong, T. Yao, W. Liu, L. Zheng, J. Dong, Y. Wang, Z. Zhuang, W. Xing, C.-T. He, C. Peng, W.-C. Cheong, Q. Li, M. Zhang, Z. Chen, N. Fu, X. Gao, W. Zhu, J. Wan, J. Zhang, L. Gu, S. Wei, P. Hu, J. Luo, J. Li, C. Chen, Q. Peng, X. Duan, Y. Huang, X.-M. Chen, D. Wang and Y. Li, Iridium single-atom catalyst on nitrogen-doped carbon for formic acid oxidation synthesized using a general host–guest strategy, *Nat. Chem.*, 2020, **12**, 764–772.
- 49 R. Lang, X. Du, Y. Huang, X. Jiang, Q. Zhang, Y. Guo, K. Liu, B. Qiao, A. Wang and T. Zhang, Single-atom catalysts based on the metal–oxide interaction, *Chem. Rev.*, 2020, **120**, 11986–12043.
- 50 J. Li, Y. Tang, Y. Ma, Z. Zhang, F. Tao and Y. Qu, In Situ Formation of Isolated Bimetallic PtCe Sites of Single-Dispersed Pt on CeO<sub>2</sub> for Low-Temperature CO Oxidation, *ACS Appl. Mater. Interface*, 2018, **10**, 38134–38140.
- 51 L. Liu and A. Corma, Identification of the active sites in supported subnanometric metal catalysts, *Nat. Catal.*, 2021, **4**, 453–456.
- 52 G. Henkelman, A. Arnaldsson and H. Jónsson, A fast and robust algorithm for Bader decomposition of charge density, *Comput. Mater. Sci.*, 2006, **36**, 354–360.
- 53 M. Yu and D. R. Trinkle, Accurate and efficient algorithm for Bader charge integration, *J. Chem. Phys.*, 2011, **134**, 064111.
- 54 Y.-G. Wang, Y. Yoon, V.-A. Glezakou, J. Li and R. Rousseau, The role of reducible oxide–metal cluster charge transfer in catalytic processes: new insights on the catalytic mechanism of CO oxidation on Au/TiO<sub>2</sub> from *ab initio* molecular dynamics, *J. Am. Chem. Soc.*, 2013, **135**, 10673–10683.
- 55 N. A. Deskins, R. Rousseau and M. Dupuis, Localized electronic states from surface hydroxyls and polarons in TiO<sub>2</sub>(110), *J. Phys. Chem. C*, 2009, **113**, 14583–14586.





- 56 X. Zhou, Q. Shen, K. Yuan, W. Yang, Q. Chen, Z. Geng, J. Zhang, X. Shao, W. Chen, G. Xu, X. Yang and K. Wu, Unraveling charge state of supported Au single-atoms during CO oxidation, *J. Am. Chem. Soc.*, 2018, **140**, 554–557.
- 57 P. Pyykko and J. P. Desclaux, Relativity and the periodic system of elements, *Acc. Chem. Res.*, 1979, **12**, 276–281.
- 58 P. Pyykko, Relativistic effects in structural chemistry, *Chem. Rev.*, 1988, **88**, 563–594.
- 59 P. Pyykkö, Theoretical chemistry of gold, *Angew. Chem., Int. Ed.*, 2004, **43**, 4412–4456.
- 60 P. Pyykkö, Relativity, gold, closed-shell interactions, and  $\text{CsAu} \cdot \text{NH}_3$ , *Angew. Chem., Int. Ed.*, 2002, **41**, 3573–3578.

