



Cite this: *Green Chem.*, 2025, **27**, 1214

Exploring the versatility of novel furan-based α,ω -diene carbonate monomers: synthesis, (co-) polymerization, and comparative study†

Beatriz Chicharo,^{a,b} Sami Fadlallah,^{a*} Giacomo Trapasso,^b Thomas Gherardi,^b Florent Allais^{b*} and Fabio Aricò^b

In this work, a novel family of α,ω -diene carbonate monomers was synthesized *via* the alkoxy carbonylation reaction of bis(hydroxymethyl)furan (BHMF) with dialkyl carbonates (DACs) of varying chain lengths, containing terminal olefins, in the presence of 1,5,7-triazabicyclo[4.4.0]dec-5-ene (TBD). These monomers were then subjected to acyclic diene metathesis (ADMET) polymerization with seven different ruthenium catalysts. The second-generation Hoveyda–Grubbs catalyst proved to be the most effective, yielding furan-based polycarbonates with molecular weights (M_n) up to 19 kDa. The resulting bio-based polymers exhibited thermal degradation temperatures ($T_{d5\%}$) ranging from 156 °C to 244 °C and glass transition temperatures (T_g) from –8 °C to –36 °C. NMR studies confirmed their polymeric structures and provided insights into the polymers organization, which influenced their properties. These novel polycarbonates were then compared to previously reported polyesters and polyethers derived from similar furan-based α,ω -diene monomers. Additionally, for the first time, co-polymerization studies were conducted on three families of furan-based α,ω -diene monomers—ester, ether, and carbonate—revealing the effect of incorporating different functional groups on the properties of the resulting materials. This unprecedented comparison and co-polymerization reactions highlight the versatility of furan-based monomers, but also underscores the possibility to expand their application in creating tailored bio-based materials for diverse applications.

Received 12th October 2024,
Accepted 19th December 2024

DOI: 10.1039/d4gc05132g

rsc.li/greenchem

Green foundation

1. In this work, starting from a bio-based platform chemical, bis(hydroxymethyl)furan (BHMF), we report on the green synthesis of α,ω -diene carbonate monomers and their subsequent acyclic diene metathesis (ADMET) polymerization. This work highlights the versatility of furan-based monomers in ADMET polymerization, highlighting the possibility to expand their application in creating tailored bio-based materials for diverse applications.
2. The synthesis of α,ω -diene carbonate monomers was developed following green chemistry principles. A catalytic amount of catalyst was used in the synthesis, and excess reagents were recovered for reuse whenever possible, minimizing waste. This approach led to highly selective reactions with excellent yields, requiring minimal purification. Additionally, the Ru-catalyzed ADMET polymerization was conducted under mild conditions, reducing energy consumption compared to other polymerization methods. Moreover, this type of polymerization demonstrates high atom economy.
3. A potential future development could involve the large-scale production of this type of monomer using continuous-flow apparatus. This would enable the preparation of larger quantities of the related bio-based polycarbonates, whose properties and potential applications could then be further explored.

^aURD Agro-Biotechnologies Industrielles (ABI), CEBB, AgroParisTech, 3 Rue des Rouges-Terres, 51110 Pomacle, France. E-mail: florent.allais@agroparistech.fr, sami.fadlallah@agroparistech.fr

^bDepartment of Environmental Sciences, Informatics and Statistics, Ca' Foscari University of Venice, Via Torino 155, 30172 Venezia Mestre, Italy.

E-mail: fabio.arico@unive.it

† Electronic supplementary information (ESI) available. See DOI: <https://doi.org/10.1039/d4gc05132g>

Introduction

Polycarbonates (PCs) are durable, lightweight polymers known for their optical clarity, weather resistance, and high thermal stability.¹ Their unique properties, a consequence of the carbonate moieties, make them suitable for diverse applications, including packaging, optics, construction, automotive, elec-



tronics and in medical fields.^{2–4} The synthesis of polycarbonates can be accomplished *via* several approaches, such as step-growth polycondensation using organic carbonates and hydroxyl containing molecules, oxidative carbonylation, and ring-opening polymerization (ROP).^{2–4} Although ROP is known for its mild conditions,⁵ other methods often require harsher environmentally hazardous procedures, and/or offer limited control over the polymer structures, with side reactions frequently occurring.⁶ Moreover, while ROP is generally more desirable, it has limitations in terms of monomer structure and availability, and the existing monomers are not always tunable to allow precise control over polymer properties.

In this context, there is significant interest in developing procedures that enable polycarbonate preparation under mild conditions, with stable catalysts that offer control over both monomer and polymer structures.

Acyclic diene metathesis (ADMET) polymerization represents a promising approach for achieving precise polymer control under mild, solvent-free conditions.^{7–9} In fact, this method was demonstrated to be suitable for large-scale industrial applications (*i.e.*, synthesis of concrete superplasticizers) at Chryso Saint-Gobain facilities.¹⁰ Furthermore, ADMET polymerization and metathesis catalysts are highly tolerant to various functional groups, and they do not require strict anhydrous conditions, which facilitates their transfer to industrial processes.⁷

A wide range of polyfunctional hydroxyl compounds have been reported in the literature as suitable monomers for the synthesis of polycarbonates, however, the only commercially significant PC in the market as of now is derived from bisphenol A (BPA) or 2,2-bis-(4-hydroxyphenyl)propane.¹¹

In a typical polymerization, BPA is reacted with phosgene *via* polycondensation leading to the desired PC.² However, BPA is a non-renewable compound with harmful effects on human health, acting as an endocrine disruptor and a nephrotoxic agent. Moreover, phosgene toxicity is extensively documented in the literature.¹² For this reason, the scientific community is actively seeking alternative feedstocks from renewable sources. Nevertheless, challenges remain, particularly concerning the sourcing of bio-based monomers, as well as the greenness of the synthetic procedures used to modify platform molecules. In fact, using renewable carbon is not enough and an assessment of synthetic procedures based on green chemistry principles and eventually on green metrics is necessary to ensure genuine sustainability.¹³

Recently, the use of terpenoids, such as limonene oxide, isosorbide carbonate, and vegetable oils, was explored for the synthesis of polycarbonates.^{14–17} On the other hand, furanic monomers – derived from hemicellulose and cellulose as second-generation biomass – have been scarcely studied for PCs production, with, to the best of our knowledge, only one report available in the literature to this date.¹⁸ Still, in this procedure the furan-based PC was achieved by step-growth polymerization of 2,5-bis(hydroxymethyl)furan (BHMF) with carbonyldiimidazole (CDI), which is a phosgene-derived chemical.¹⁸

Furan-based compounds have gained attention in recent years as monomers for the synthesis of high-performance renewable polymers¹⁹ such as polyethers and polyesters, that can potentially replace their petroleum-based counterparts, showing also improved mechanical and thermal properties.^{20–27}

Developing polycarbonates from furan-based monomer is of particular interest as the presence of a rigid furan moiety could increase the thermal stability, rigidity, and crystallinity, which would broaden the applications for these bio-based materials.²⁸ The ability to tailor carbonate-based monomers for ADMET polymerization would also lead to a new class of bio-based materials with precise control over polymer structure and properties. Additionally, while many studies have focused on synthesizing furan-based polymers, there is a gap in understanding how the incorporation of different functional groups (*e.g.*, carbonate, ether, ester) affects polymer properties.

The herein proposed study aims at addressing all these challenges by reporting a novel class of furan-based α,ω -diene carbonate monomers and exploring their polymerization *via* ADMET using various ruthenium catalysts. This work also reports on the first detailed comparison of polycarbonates, polyethers,²⁰ and polyesters²¹ derived from similar furan-based α,ω -diene monomers, demonstrating how the incorporation of different functional groups impacts polymer properties such as thermal stability, molecular weight, and crystallinity. Additionally, co-polymerization experiments revealed how blending different monomers can further expand the range of the polymer properties. The results collected highlight the versatility of these furan-based monomers, showing their potential as materials with tunable properties, while offering significant insights for the design of bio-based polymers.

Results and discussion

Furan-based α,ω -diene carbonate monomers

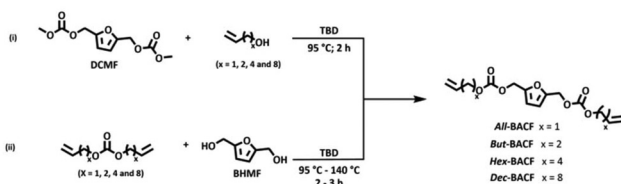
Furan-based α,ω -diene carbonates are within the family of bis(alkenylcarbonate)furans (BACFs) and for simplicity they will be indicated as *x*-BACFs where *x* indicates the length of the alkenyl chain (*All* = Allyl, *But* = Butenyl, *Hex* = Hexenyl, *Dec* = Decenyl).

Two synthetic routes were explored for the preparation of these monomers:

- The trans-carbonylation of dimethyl furan-2,5-di(methylene)bis(methylene)bicarbonate (DCMF) with terminal olefin-containing alcohols of different chain lengths in the presence of a base (Scheme 1, route i);
- The alkoxy carbonylation reaction of BHMF with bis-alkyl carbonates containing terminal olefins catalyzed by 1,5,7-triazabicyclo[4.4.0]dec-5-ene (TBD) (Scheme 1, route ii).

In the first approach (Scheme 1; route i), DCMF was prepared in almost quantitative yield adapting a previously reported procedure for the synthesis of dialkyl carbonates (DACs).^{29,30} DCMF (1.00 eq. mol) was then reacted with an





Scheme 1 Overview of the two routes investigated for synthesizing *x*-BACFs.

excess of allyl alcohol (10.00 eq. mol) at 90 °C in the presence of a catalytic amount of different nitrogen-based catalyst such as, TBD, 1,8-diazabicyclo[5.4.0]undec-7-ene (DBU) or *N*-methylpyrrolidine (NMPy). Unfortunately, none of these reactions led to the formation of the desired product; the only compounds identified were BHMf and allyl methylcarbonate, as confirmed by ¹H NMR spectra analyses. This unexpected result is mostly likely due to the thermodynamic nature of the reaction involving numerous concomitant equilibrium reactions.

BHMf alkoxy carbonylation reaction with DACs incorporating terminal olefin was next investigated (Scheme 1, route ii). For this procedure, BHMf – available in large amounts in our laboratory³¹ – and α,ω -diene DACs were used as starting material.

The latter compounds were prepared by adapting the aforementioned published approach to DACs.²⁹ Briefly, DMC was reacted with an excess of commercially available alcohols containing a terminal olefin – allyl alcohol, but-3-en-1-ol, hex-5-en-1-ol, and dec-9-en-1-ol – in the presence of TBD (Table 1). The resulting α,ω -diene DACs were isolated as pure in good yield by fractional distillation under vacuum. For the synthesis of the *x*-BACFs, BHMf was reacted with the selected α,ω -diene DAC in the presence of TBD in a two-necked round bottom flask equipped with a Dean–Stark trap, a magnetic stirrer, and an inert gas flow to drive the reaction equilibrium forward. The

Table 1 Results for the synthesis of different α,ω -diene dialkyl carbonates

#	α,ω -Diene dialkyl carbonate	Cat. (% mol)	<i>T</i> (°C)	Conv. ^a (%)	Yield ^b (%)
1	All-carbonate	1.00	95	100	59
2	But-carbonate	1.00	95	100	74
3	Hex-carbonate	1.00	95	100	68
4	Dec-carbonate	1.00	95	100	70

Reaction conditions: DMC was reacted with 10.00 eq. mol of different alcohols in the presence of 1.0% mol of TBD as a catalyst at DMC reflux temperature. ^a Conversion was calculated using ¹H NMR spectroscopy. ^b Isolated yield.

Table 2 Optimization of furan-based α,ω -diene carbonate monomers

#	BHMf (g)	DAC	DAC (eq. mol)	Cat. (% mol)	<i>T</i> (°C)	<i>t</i> (h)	Yield ^a (%)
1	1.00	All-Carbonate	10.00	1.00	95	2	83
2	0.50	But-Carbonate	5.00	5.00	110	2	79
3	0.20	Hex-Carbonate	10.00	20.00	140	3	69 ^b
4	0.20	Dec-Carbonate	5.00	5.00	140	3	44 ^b

Reaction conditions: BHMf and an excess of α,ω -diene dialkyl carbonate were reacted in the presence of TBD at a certain temperature. All the reported reactions achieved 100% selectivity towards the symmetrical products (*x*-BACF). ^a Isolated yield. ^b Product isolated *via* column chromatography.

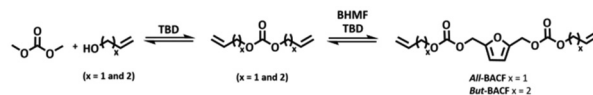
progress of the reactions was monitored by TLC to ensure complete conversion.

Longer chains furanic monomers required either an excess of α,ω -diene DAC or greater amount of TBD (#2–4; Table 2). The purification of the shorter monomers, *All*-BACF and *But*-BACF involved filtration through acidic silica to remove the catalyst, followed by distillation of the excess of DACs. Purification *via* distillation was not feasible for the longer-chain carbonate monomers *Hex*-BACF and *Dec*-BACF that required column chromatography. However, it is worth noting that, for all the experiments, the excess DAC used was recovered and reused.

Some gram scale reactions were tested for *But*-BACF and *Hex*-BACF (Table S2, ESI[†]), leading to comparable results to the ones reported in Table 2.

The synthesis of the four furan-based α,ω -diene carbonate monomers required a two-step procedure – DACs synthesis followed by BHMf alkoxy carbonylation – both promoted by TBD. Thus, a one-pot reaction was also attempted for *All*-BACF and *But*-BACF (Scheme 2). In this synthetic approach, DMC was reacted with an excess of the starting alcohol in the presence of TBD for 8 hours; the excess of alcohol used was removed by distillation. BHMf was then added in an amount calculated based on the equivalent of DAC formed. The reaction was allowed to proceed until BHMf full conversion was achieved. It is important to note that the amount of TBD used was adjusted for each reaction based on the equivalent of DAC formed during the first step.

This one-pot reaction led to the desired product with excellent yields (Table 3). However, a slight decrease in yield was observed when attempting larger scale reaction (#2; Table 3).



Scheme 2 One-pot synthesis of *All*-BACF and *But*-BACF.



Table 3 One-pot synthesis of furan-based α,ω -diene carbonate monomers

#	BHMF (g)	Alcohol	TBD (% mol)	T (°C)	Yield ^a (%)
1	0.3	Allyl alcohol	20	95	90
2	1.3	Allyl alcohol	16	95	69
3	0.2	3-Buten-1-ol	13	110	81

Reaction conditions: DMC:alcohol (1.0:10.0 mol eq.), 8 hours at reflux temperature. The calculated amount of BHMF and TBD was then added at a temperature between 95–110 °C for 2 hours. All the reported reactions achieved 100% selectivity towards the symmetrical products (*x*-BACF). ^a The reported isolated yields were calculated based on the amount of DMC used.

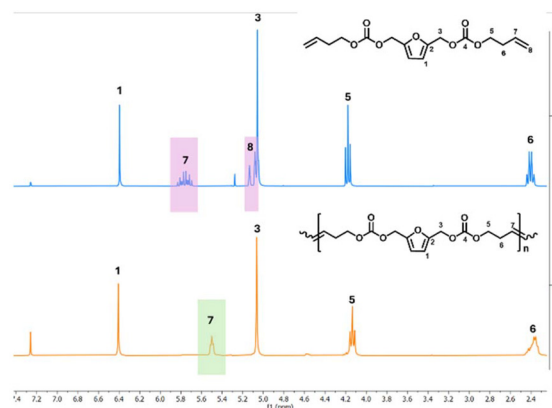
ADMET polymerization

Homo-polymerization: catalyst screening and loading.

ADMET polymerization was performed on the four synthesized α,ω -diene furanic monomers. Initial experiments were carried out using *But*-BACF as monomer in the presence of different ruthenium-based metathesis catalysts (Fig. 1). These included the first-generation Grubbs catalyst (C1), second-generation Grubbs catalyst (C2), Grubbs catalyst M205 (C3), second-generation Hoveyda–Grubbs catalyst (C4), Zhan catalyst-1B (C5), Grubbs catalyst M510 (C6), and third-generation Grubbs catalyst (C7). The selection of these Ru catalysts was based on their widespread application in metathesis reactions, as well as their robustness and versatility.

The polymerization was performed under solvent free conditions at 80 °C in the presence of 1.0% mol of Ru catalyst and 1,4-benzoquinone (3.0 eq. mol relative to the catalyst) to suppress double bond isomerization.³² A Schlenk line was used to maintain the reaction under constant vacuum (25 mbar) and inert atmosphere. It has been reported in the literature that, in ADMET polymerization, shorter α,ω -diene monomers tend to require longer reaction times for full conversion,^{20,21,33} thus the reaction time was set at 24 hours.

The success of the polymerizations was confirmed by ¹H NMR, as indicated by the disappearance of the terminal olefin protons signals at 5.88–5.70 ppm and 5.18 ppm, along with the appearance of a new signal at 5.50 ppm (Fig. 2). Based on NMR analysis, no side products from monomer isomerization or ring-closing metathesis (RCM) were observed. All ADMET experiments were quenched with ethyl vinyl ether to halt the reaction, followed by precipitation in cold methanol to purify the formed polymer. Notably, purification of the P(*But*-BACF) synthesized was not feasible as the oligomers formed were dis-

**Fig. 2** ¹H NMR (CDCl₃) spectra of the polymerization of *But*-BACF to P(*But*-BACF) with assigned protons.

solved in the solvent (*e.g.*, methanol) used for the precipitation.

In the case of *But*-BACF, ¹H NMR analysis showed a conversion ranging from 21 to 100% depending on the Ru-catalyst used to initiate the metathesis. In particular, C2, C3, and C7 exhibited low conversion rates (#2, 3 and 7; Table 4), leading to the synthesis of oligomers with molecular weight (*M_n*) ranging from 0.8 to 2.4 kDa. On the other hand, four out of the seven tested catalyst – C1, C4, C5 and C6 – led to full conversion after 24 hours (#1, 4–6; Table 4).

Size-exclusion chromatography (SEC) was used to determine the molecular weight and homogeneity of the resulting polymers. The data showed that among the best performing catalysts, C1, C4 and C5 formed higher molecular weight products. When C4 was used the resulting polymer had a molecular weight of 13.0 kDa and *D* of 1.36, indicating a uniform composition (#4; Table 4).

The thermal properties of the bio-based polymers were analyzed using Thermogravimetric Analysis (TGA) and Differential Scanning Calorimetry (DSC). The results revealed that the materials were amorphous, with longer polymers being slightly more thermally stable than shorter ones (*e.g.*, *T_{d5%}* of 160 °C vs. 130 °C). All polymers displayed similar *T_g* around –10 °C except for the polymer obtained using C1 (#1; Table 4), that reached –23 °C. Based on the data collected, it was concluded that the optimal catalyst for the polymerization of furan-based α,ω -diene carbonate monomers was the second-generation

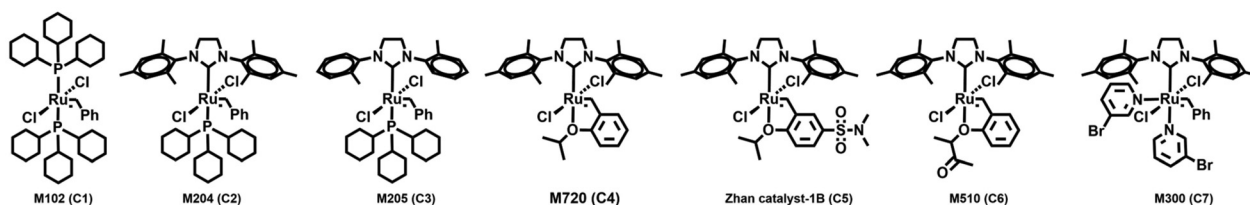
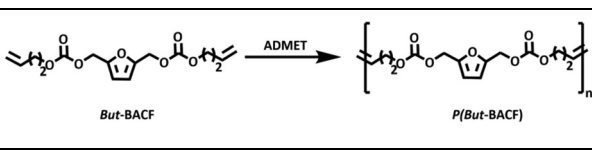
**Fig. 1** Structures of the seven tested ruthenium-based catalysts.

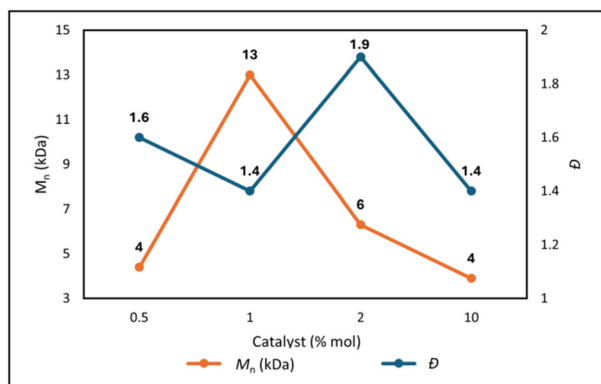
Table 4 Catalyst screening for the homo-polymerization of *But*-BACF via ADMET Polymerization


#	Catalyst	Conv. ^a (%)	M_n^b (kDa)	D^c	$T_{d5\%}^d$ (°C)	T_g^e (°C)
1	C1	100	4.4	1.69	100	-23
2	C2	35	0.9	1.16	135	-16
3	C3	21	0.8	1.11	126	n.a.
4	C4	100	13.0	1.36	159	-8
5	C5	100	8.5	1.77	169	-10
6	C6	100	0.8	1.00	133	-12
7	C7	38	2.4	1.09	171	-13

Reaction conditions: 100 mg of *But*-BACF was added to a Schlenk flask in the presence of 1.0% mol of C1–C7 and 1,4-benzoquinone (3.0 eq. mol compared to catalyst) at 80 °C under 25 mbar of vacuum for 24 hours. ^a Conversion was calculated through ¹H NMR. ^b Determined by SEC in THF (10 mM LiBr) at 50 °C. ^c D = dispersity. ^d TGA degradation temperatures at which 5% mass loss ($T_{d5\%}$) was observed under nitrogen. ^e Glass transition temperature (T_g) determined by DSC, temperature ramp 10 °C min⁻¹. n.a. = value not available.

Hoveyda–Grubbs catalyst (C4), which produced a homogeneous, high molecular weight polymer.

Different catalyst loading was evaluated for C4 to determine the effect on the polymerization. Reducing the catalyst amount from 1.0% mol to 0.5% mol resulted in a significant decrease of molecular weight from 13.0 kDa to 4.0 kDa (Fig. 3). Most probably a smaller amount of catalyst reduces the rate of polymerization, leading to less efficient polymer chain growth. Similarly, increasing the catalyst amount to 2.0% mol and 10.0% mol, resulted in lower molecular weight due to the higher active sites available for polymer propagation. This data confirms the importance of finding the optimal balance of catalyst loading. Additionally thermal analysis showed an increase of $T_{d5\%}$ and a decrease T_g when decreasing the amount of catalyst, while when loading more catalyst (up to 10.0% mol) a decrease of both $T_{d5\%}$ and T_g was observed

**Fig. 3** Variation in *P(But*-BACF) molecular weight (M_n) and dispersity (D), with increasing of catalyst loading (Table S3, ESI[†]).

(Table S3, ESI[†]). It can then be concluded that 1.0% mol of catalyst is necessary to achieve optimal polymerization condition, as illustrated in Fig. 3.

Homo-polymerization: furan-based α,ω -diene carbonate monomers. The optimized conditions found for *P(But*-BACF) were then applied to the previously synthesized furanic α,ω -diene carbonate monomers of different chain lengths (Fig. 4).

As expected, the smallest monomer (*All*-BACF) showed no conversion even after 24 hours. This result is consistent with literature reports; longer monomers tend to be more reactive,^{20,21,33} as evident from the significantly faster polymerization rates observed for *P(Hex*-BACF) (2 hours) (#3; Table 5), and *P(Dec*-BACF) (30 minutes) (#4; Table 5). Additionally, a considerable increase in molecular weight was observed, from 13 kDa for *P(But*-BACF) ($D = 1.4$) to 19 kDa for *P(Dec*-BACF) ($D = 2.28$) (#2–#4; Table 5).

The increase in polymer dispersity from more reactive monomers is most likely due to the less controlled nature of polymerization, which leads to a broader distribution of chain length. It is noteworthy that only *P(Dec*-BACF) could be successfully purified through cold methanol precipitation, resulting in a rubbery grey polymer recovered in 85% yield.

The structures of *P(Hex*-BACF) and *P(Dec*-BACF) were confirmed by NMR spectroscopy, with no evidence of RCM as for *P(But*-BACF) (Fig. 5).

Moreover, when analyzing the thermal properties of the polymers using TGA and DSC, a trend was observed. The thermal stability of the polymers, indicated by $T_{d5\%}$, increased from 159 °C to 244 °C as the monomer alkyl length increased. Additionally, the elasticity of the polymer chains, measured by T_g , also increased with longer alkyl chains, with T_g ranging from -8 °C to -36 °C.

Interestingly, DSC analysis demonstrated that not all polycarbonates were amorphous. *P(Dec*-BACF) exhibited a semi-crystalline structure, with a crystalline region having a melting point of -1 °C (see DSC thermogram of *P(Dec*-BACF), Fig. S34, ESI[†]). Crystallinity occurs when linear polymer chains are structurally oriented in a uniform, three-dimensional matrix. The higher degree of flexibility of *P(Dec*-BACF) in combination with larger presence of double bond *cis*-configuration most likely leads to a more crystalline structure, in comparison to the shorter monomers due to either a more folded configuration or the packing between two neighbor chains. The shorter

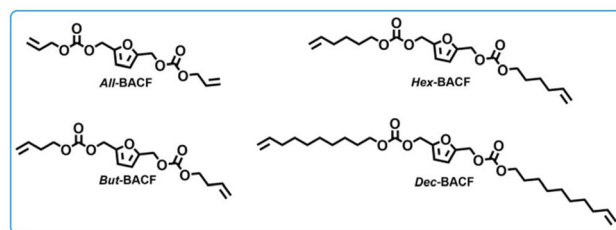
**Fig. 4** Furan-based α,ω -Diene carbonate monomers.

Table 5 Homo-polymerization of novel furan-based α,ω -diene carbonate monomers *via* ADMET polymerization

#	Monomer	<i>t</i> (h)	Conv. ^a (%)	Yield ^b (%)	<i>M</i> _n ^c (kDa)	<i>D</i> ^d	<i>T</i> _{d5%} ^e (°C)	<i>T</i> _g ^f (°C)
1	All-BACF	24	n.a.	n.a.	n.a.	n.a.	n.a.	n.a.
2	But-BACF	24	100	n.a.	13	1.4	159	-8
3	Hex-BACF	2	100	n.a.	5	1.86	156	n.a.
4	Dec-BACF	0.5	100	85	19	2.28	244	-36

Reaction conditions: 100 mg of α,ω -diene carbonate monomer was added to a Schlenk flask in the presence of 1.0% mol of second-generation Hoveyda-Grubbs catalyst (C4) and 1,4-benzoquinone (3.0 eq. mol compared to catalyst) at 80 °C under 25 mbar of vacuum for 24 hours. ^a Conversion was calculated through ¹H NMR. ^b Isolated yield after purification and drying, yield = (isolated mass/theoretical mass) × 100. ^c Determined by SEC in THF (10 mM LiBr) at 50 °C. ^d *D* = dispersity. ^e TGA degradation temperatures at which 5% mass loss (*T*_{d5%}) was observed under nitrogen. ^f Glass transition temperature (*T*_g) determined by DSC, temperature ramp 10 °C min⁻¹; n.a. = value not available.

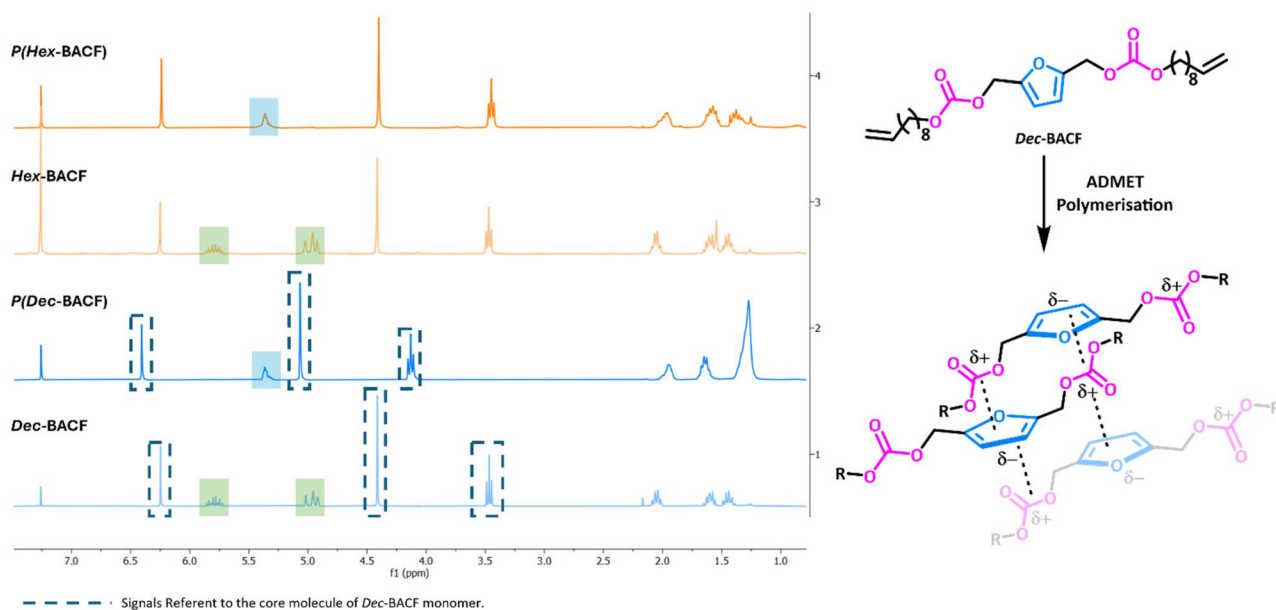


Fig. 5 ¹H NMR (CDCl₃) spectra of the polymerization of Hex-BACF to P(Hex-BACF) and Dec-BACF to P(Dec-BACF), with a molecular representation of the possible interactions occurring in P(Dec-BACF).

alkyl chains might facilitate the formation of stronger intermolecular dipole-dipole interactions between carbonate-aromatic ring (CO- π) (see Fig. 5). This observation is also consistent with findings by Zhao *et al.*, where solid NMR analysis demonstrated that the amount of *cis* configuration in a linear carbonate polymer influences its crystallinity by affecting chain-chain interactions.³⁴ Additionally, it was previously reported evidence of a potential correlation between molecular weight and polymer crystallinity,³⁵ which may also explain the behavior observed in P(Dec-BACF).

This hypothesis is corroborated by a substantial downfield shift (de-shielding) corresponding to the protons of the core of Dec-BACF monomer (Fig. 5). These shifts were not observed for other homopolymers obtained. The negative charge from the furan ring might be exerting an electronic effect on the protons in the core molecule of neighboring chains, de-shielding them, therefore shifting their signals to a higher frequency. Furthermore, the signals of the alkyl chain protons located between 1.88 to 1.23 ppm became broader after

polymerization which might further support the aforementioned hypothesis.

It is interesting to note that previously reported long chain polyether²⁰ and polyester²¹ achieved *via* ADMET from similar furanic monomers also presented a certain degree of crystallinity, observed by DSC. However, there was no shifting observed in the signals corresponding to the core molecule on the NMR analysis for the related polymers. This might be due to the higher charge of the carbonate group that allows this interaction to occur, while with the other polymers π - π stacking might be occurring.

Similarly to prior studies on polyester synthesis *via* ADMET polymerization,²¹ NMR deconvolution techniques³⁶ revealed the presence of both *cis* and *trans* configuration in the linear polymeric chain of the longer monomers, while for P(But-BACF) the *trans* configuration is predominant, as it represents the lower-energy state. In P(Hex-BACF), approximately 13% of the polymer adopts the *cis* configuration, while in P(Dec-BACF), the *cis* content increases to 23%.



Homo-polymers: different furan-based α,ω -diene monomers. Given the growing interest in furan-based monomers, it is beneficial to compare different homopolymers from different families of furan-based monomers. To this end, previously reported polymers derived from α,ω -diene monomers incorporating different functional groups – ether, ester and carbonate – were compared, namely: 2,5-bis((dec-9-en-1-yloxy)methyl)furan (*Dec-BDMF*);²⁰ di(dec-9-en-1-yl) furan-2,5-dicarboxylate (*Dec-FDE*);²¹ 2,5-bis((dec-9-en-1-yloxy)methyl)furan (*Dec-BACF*) (Fig. 6).

All these polymers were obtained *via* ADMET polymerization using 1.0% mol of C4 with 1,4-benzoquinone (3.0 eq. mol relative to the catalyst) at 80 °C under 25 mbar vacuum, for the time necessary to reach 100% conversion.

In terms of reactivity, the ester and the carbonate were slightly more reactive, requiring 30 minutes to form their respective homopolymers, while 2 hours were necessary for the ether-derivative. SEC revealed that the polyether had a lower molecular weight (9.5 kDa) when compared to the polycarbonate (19.0 kDa) and the polyester (26.4 kDa), further highlighting differences in reactivity (Fig. 7). The lower molecular weight of the polyether also affected its purification, as no pre-

cipitation occurred when cold methanol was used. On the other hand, both the polyester and the polycarbonate had yields were close to 90%.

Regarding thermal stability, polymers deriving from *Dec-FDE* and *Dec-BDMF* exhibited a $T_{d5\%}$ value of 257 °C, while *Dec-BACF* led to a slightly lower value of 244 °C (Fig. 7). Additionally, DSC demonstrated that the polyether was more flexible, with a T_g of -53 °C, while the polycarbonate and the polyester had – as expected – a more rigid polymer structure, with similar T_g of -36 °C and -31 °C, respectively (Fig. 7).

Co-polymerization: furan-based α,ω -diene monomers. Having access to three different families of compounds, the co-polymerization of monomers with different functional groups was also explored. The general approach for co-polymer preparation involved using the previously reported reaction conditions optimized for the α,ω -diene carbonate family. The ratio between the monomers studied was fixed at 1.0 : 1.0, as previous studies have examined the effects of varying monomer ratios and lengths on thermal properties.²¹ As expected from the results obtained in the homo-polymerization trials, no conversion was observed after 24 hours for the co-polymerization of the two small monomers, *All-BACF* and

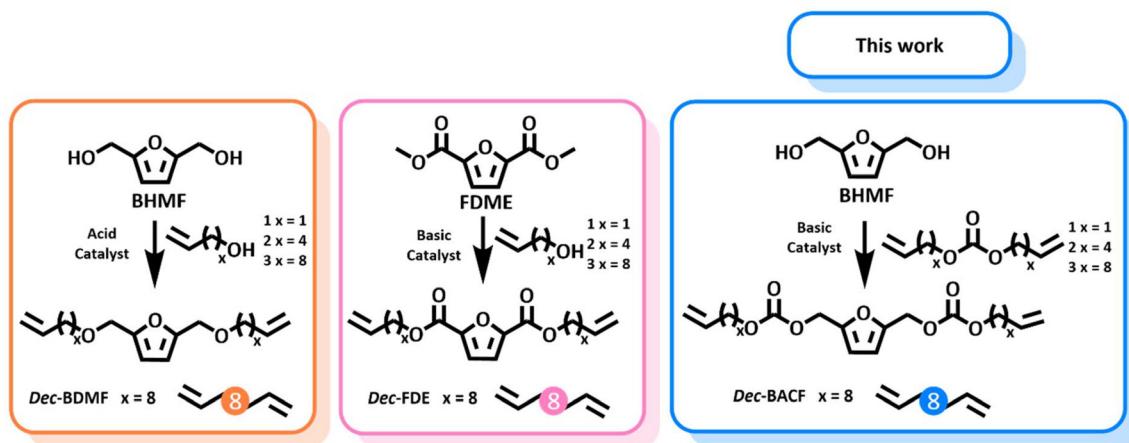


Fig. 6 Different Furan-Based α,ω -Diene monomers from different families.

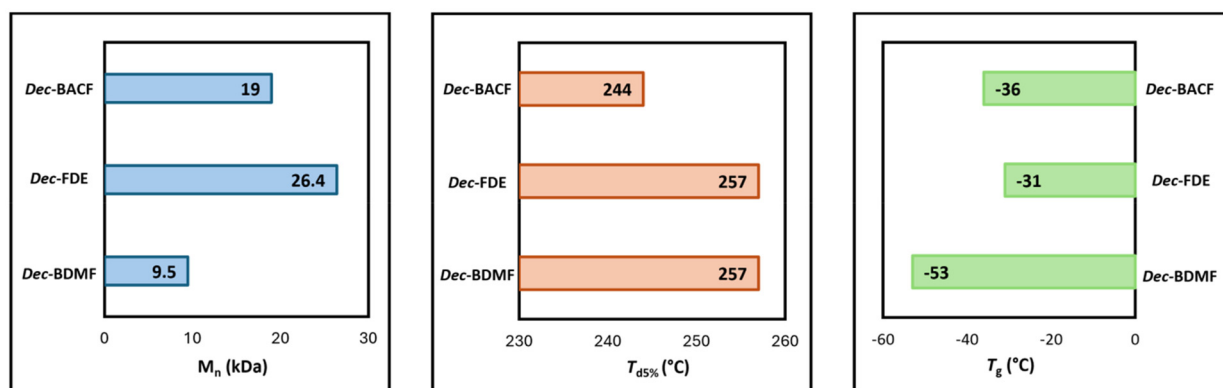


Fig. 7 Results comparison of the homo-polymerization of different furan-based α,ω -diene monomers.



diallyl furan-2,5-dicarboxylate (*All-FDE*). To address the challenges of incorporating a small monomer into a polymer chain, two further experiments were conducted using a longer, more reactive monomer, *Dec-FDE*. In the first experiment, *Dec-FDE* was co-polymerized with *All-BACF*, while in the second, *Dec-FDE* was co-polymerized with both *All-FDE* and *All-BACF*. ^1H NMR analysis revealed that after 24 hours, no conversion was observed in both experiments. This result was unexpected, as we anticipated at least the formation of a homopolymer from the more reactive monomer *Dec-FDE*. Several factors might justify the lack of reactivity observed. One possibility is that the small monomers might have acted as solvents, diluting the reaction mixture and reducing overall reactivity. Another explanation, described by Hoveyda and co-workers,³⁷ could be that the Ru-catalysts are prone to forming methyl-

idene intermediates when reacting with terminal alkenes in small monomers. These intermediates are highly susceptible to rapid decomposition, leading to catalyst deactivation.³⁸

Additional experiments were conducted by reacting longer monomer *But-BACF* with *Dec-FDE*. The reaction reached full conversion within 1 hour, yielding a copolymer with molecular weight 9.5 kDa (#1; Table 6). The thermal properties of the resulting polymer showed a slight decrease in comparison to *P(Dec-FDE)* (#7; Table 6) and an increase relative to *P(But-BACF)* (#5; Table 6), with values of 255 °C and -29 °C for both $T_{d5\%}$ and T_g , respectively. DSC analysis demonstrated that the obtained polymer had an amorphous structure. NMR analysis allowed to confirm the structure of the synthesized co-polymer (Fig. 8) where the formation of a new double bond connecting both monomers is clearly visible.

Table 6 Co-polymerization results between different Furan-based α,ω -diene monomers

#	Monomer (ratio)	<i>t</i> (h)	Conv. ^a (%)	Yield ^b (%)	M_n ^c (kDa)	D^d	$T_{d5\%}$ ^e (°C)	T_g ^f (°C)	T_c ^g (°C)	T_m ^h (°C)
1	<i>Dec-FDE</i> : <i>But-BACF</i> (1 : 1)	1	100	n.a.	9.5	1.61	225	-29	n.a.	n.a.
2	<i>Dec-BDMF</i> : <i>Dec-BACF</i> (1 : 1)	1	100	n.a. ⁱ	15.8	1.84	237	-31	-5	8
3	<i>Dec-BACF</i> : <i>Dec-FDE</i> (1 : 1)	1	100	67	14.1	1.8	241	-37	-36	-8
4	<i>Dec-BDMF</i> : <i>Dec-FDE</i> (1 : 1)	1	100	62	14.3	1.9	275	-45	-13	-1
5	<i>But-BACF</i>	24	100	n.a.	13.0	1.4	159	-17	n.a.	n.a.
6	<i>Dec-BDMF</i> 20	2	100	n.a.	9.5	1.8	257	-53	4.2	21
7	<i>Dec-FDE</i> 21	0.5	100	86	26.4	2.48	257	-31	29	70
8	<i>Dec-BACF</i>	0.5	100	85	19.0	2.3	244	-36	-29	-1

Reaction conditions: Monomer was added to a Schlenk flask in the presence of 1.0% mol of second-generation Hoveyda–Grubbs catalyst (C4) and 1,4-benzoquinone (3.0 eq. mol compared to catalyst) at 80 °C under 25 mbar of vacuum until it reached full conversion. ^a Conversion was calculated through ^1H NMR. ^b Isolated yield after purification and drying, yield = (isolated mass/theoretical mass) × 100. ^c Determined by SEC in THF (10 mM LiBr) at 50 °C. ^d D = dispersity. ^e TGA degradation temperatures at which 5% mass loss ($T_{d5\%}$) was observed under nitrogen. ^f Glass transition temperature (T_g) determined by DSC, temperature ramp 10 °C min⁻¹. ^g T_c was determined by DSC and it stands for crystallization temperature. ^h T_m was determined by DSC and it stands for melting temperature. ⁱ The resulting polymer was so sticky that it was not possible to quantify the yield; n.a. = value not available.

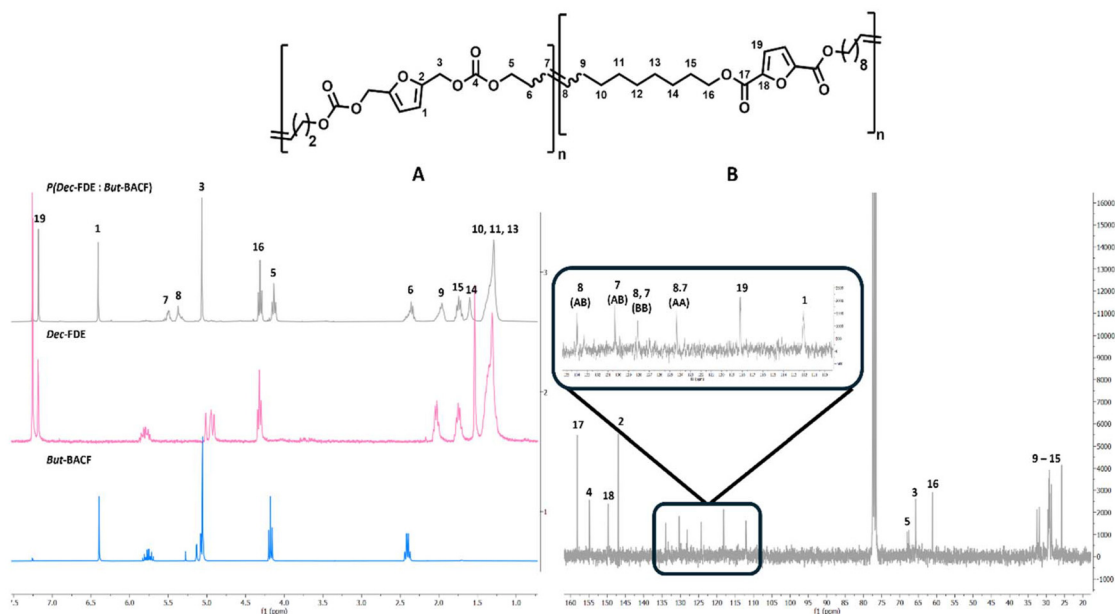


Fig. 8 ^1H and ^{13}C NMR analysis (CDCl_3) of *P(Dec-FDE : But-BACF)*.



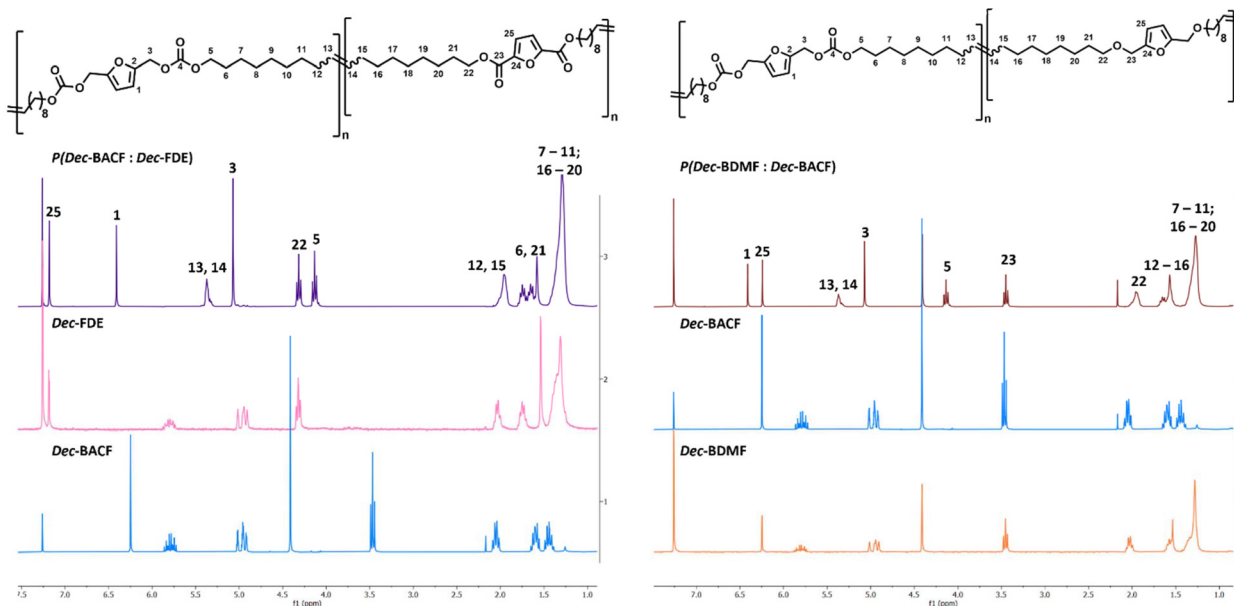


Fig. 9 Co-polymer NMR analysis (CDCl_3) for $\text{P}(\text{Dec-BACF} : \text{Dec-FDE})$ and $\text{P}(\text{Dec-BDMF} : \text{Dec-BACF})$.

Furthermore, it was observed that the random formation of three different polymer dyads, AB, AA and BB (Fig. 8). The variation in the carbon signals corresponding to the double bond formed during polymerization can be attributed to the different lengths of the alkyl chains, which cause slight shifts in the vinylic hydrogen signals for each dyad combination (Fig. 8). To finish the co-polymerization experiments, three different long-chain monomers (Fig. 6) from different families were co-polymerized in a 1.0:1.0 ratio. All reactions reached 100% conversion after a 1 h reaction, resulting in molecular weights ranging from 14.1 kDa to 15.8 kDa (#2–4; Table 6).

Notably, the incorporation of *Dec-BACF* and *Dec-FDE* on *Dec-BDMF* led to a significant increase in molecular weight when compared with the homopolymer $\text{P}(\text{Dec-BDMF})$ (#5; Table 6), from 9.5 kDa to 15.8 kDa and 14.3 kDa, respectively (#2, 4; Table 6). This allowed the polymer to be purified through cold methanol precipitation.

$\text{P}(\text{Dec-BDMF} : \text{Dec-BACF})$ was a very sticky and a hard-to-handle polymer, while $\text{P}(\text{Dec-BDMF} : \text{Dec-FDE})$ was a more flexible and easier-to-handle material. Meanwhile, $\text{P}(\text{Dec-BACF} : \text{Dec-FDE})$ demonstrated a decrease in molecular weight when compared with its individual homopolymers. In terms of thermal properties, the co-polymerization of the polyether with the polycarbonate did not show significant changes on the resulting polymer thermal stability or elasticity. However, the incorporation of the polyether with the polyester (#4; Table 5) demonstrated an increase of polymer flexibility from $-31\text{ }^\circ\text{C}$ to $-45\text{ }^\circ\text{C}$ when compared to the polyester alone (#7; Table 5). Additionally, this co-polymerization (#4; Table 5) demonstrated an increase in thermal stability when compared to both polyether (#6; Table 5) and polyester (#7; Table 5) increasing from a $T_{d5\%}$ of $257\text{ }^\circ\text{C}$ to $275\text{ }^\circ\text{C}$. Copolymer structures were confirmed through NMR analyses (Fig. 9). From the

signal intensity, it is evident that both monomers were equally incorporated into the copolymer chain. Additionally, the same shifts in the proton signal from the core of *Dec-BACF* monomer were observed on its co-polymers. Given that these polymers also exhibited crystalline structures, it is reasonable to suggest, as mentioned earlier, that these two observations are related. The success of these preliminary studies on co-polymerization of furan-based α,ω -diene monomers incorporating different moieties highlight their versatile nature in achieving bio-based materials with modifiable physical-chemical properties.

Conclusions

A novel class of furan-based α,ω -diene carbonate monomers of varying chain lengths was successfully synthesized *via* an alkoxy carbonylation reaction, reacting BHMf with bis-carbonates containing terminal olefins. The reaction conditions were optimized, scaled up, and a one-pot reaction was also achieved with high yield.

These novel furan-based α,ω -diene carbonate monomers underwent ADMET polymerization using seven different ruthenium catalysts, with the second-generation Hoveyda–Grubbs catalyst (C4) emerging as the most efficient. This catalyst produced polymers with molecular weights up to 19.0 kDa, exhibiting $T_{d5\%}$ ranging from $156\text{ }^\circ\text{C}$ to $244\text{ }^\circ\text{C}$ and T_g from $-8\text{ }^\circ\text{C}$ to $-36\text{ }^\circ\text{C}$, depending on the monomer length. Notably, only *Dec-BACF* showed a crystalline structure, while *But-BACF* and *Hex-BACF* were amorphous.

NMR analysis revealed a shift in the proton signals associated with the core structure of *Dec-BACF* compared to its homopolymer, $\text{P}(\text{Dec-BACF})$, suggesting either folding or stack-



ing between polymeric chains, potentially enhancing the structural organization and crystallinity of the polymer. Additionally, NMR deconvolution techniques detected an increase in *cis*-configuration, from 0% for *But*-BACF to 23% for *Dec*-BACF, indicating a more folded polymer chain configuration with longer monomers.

When comparing homopolymers derived from different furan-based α,ω -diene monomers (carbonate, ester, and ether), the polyether exhibited lower reactivity than the polyester and polycarbonate, while enhancing polymer flexibility without compromising thermal stability.

Co-polymerization experiments between *Dec*-BDMF, *Dec*-BACF, *Dec*-FDE, and *But*-BACF were also performed. The incorporation of a small allyl monomer with a long monomer such as *Dec*-FDE was unsuccessful due to catalyst deactivation. However, co-polymerization with *But*-BACF reached full conversion in 1 hour. The thermal properties of the resulting polymer showed a slight decrease compared to P(*Dec*-FDE), and an improvement compared to P(*But*-BACF), with $T_{d5\%}$ and T_g values of 255 °C and -29 °C, respectively. ^{13}C NMR analysis revealed three different configurations of the monomer in the polymer chain, suggesting a random organization. The co-polymerization between long monomers *Dec*-BDMF, *Dec*-BACF, and *Dec*-FDE was successful, resulting in molecular weights up to 15.9 kDa. It was noted that incorporating monomers with different functional groups can alter the properties of the resulting polymer, thus expanding the potential applications of these novel polymeric materials.

Author contributions

B. Chícharo: investigation, data curation, writing – original draft; S. Fadlallah: conceptualization, validation, supervision, writing – original draft, writing – review & editing; G. Trapasso: methodology, writing – review & editing; T. Gherardi: methodology; F. Allais and F. Aricò: conceptualization, supervision, funding acquisition, writing – review & editing.

Data availability

The data supporting this article have been included as part of the ESI.†

Conflicts of interest

There are no conflicts to declare.

Acknowledgements

This work was supported by the DoE 2023–2027 (MUR, AIS, DIP.ECCELLENZA2023_27.FF project). We are grateful to Arnaud Haudrechy for the support in the designing of molecular interactions of Fig. 5.

References

- 1 D. G. Legrand and J. T. Bendler, *Handbook of Polycarbonate Science and Technology*, CRC Press, Boca Raton, FL, 1st edn, 1999.
- 2 D. Kyriacos, in *Brydson's Plastics Materials*, Elsevier, 2017, pp. 457–485.
- 3 H. Wang, F. Xu, Z. Zhang, M. Feng, M. Jiang and S. Zhang, *RSC Sustain.*, 2023, **1**, 2162–2179.
- 4 S. Paul, Y. Zhu, C. Romain, R. Brooks, P. K. Saini and C. K. Williams, *Chem. Commun.*, 2015, **51**, 6459–6479.
- 5 M. Okada, *Prog. Polym. Sci.*, 2002, **27**, 87–133.
- 6 Z. Abdel Baki, H. Dib and T. Sahin, *Polymers*, 2022, **14**, 2031.
- 7 L. Caire Da Silva, G. Rojas, M. D. Schulz and K. B. Wagener, *Prog. Polym. Sci.*, 2017, **69**, 79–107.
- 8 H. Li, L. Caire Da Silva, M. D. Schulz, G. Rojas and K. B. Wagener, *Polym. Int.*, 2017, **66**, 7–12.
- 9 M. D. Schulz and K. B. Wagener, *Macro Chemistry & Physics*, 2014, **215**, 1936–1945.
- 10 D. Breilly, S. Fadlallah, A. Flourat, P. Boustingorry, V. Froidevaux and F. Allais, *ACS Sustainable Chem. Eng.*, 2024, **12**, 10701–10712.
- 11 D. J. Brunelle, in *Encyclopedia of Polymer Science and Technology*, 2006.
- 12 J. Dai, Y. Peng, N. Teng, Y. Liu, C. Liu, X. Shen, S. Mahmud, J. Zhu and X. Liu, *ACS Sustainable Chem. Eng.*, 2018, **6**, 7589–7599.
- 13 S. Fadlallah, P. Sinha Roy, G. Garnier, K. Saito and F. Allais, *Green Chem.*, 2021, **23**, 1495–1535.
- 14 M. Brodin, M. Vallejos, M. T. Opedal, M. C. Area and G. Chinga-Carrasco, *J. Clean. Prod.*, 2017, **162**, 646–664.
- 15 C. Zhang, T. F. Garrison, S. A. Madbouly and M. R. Kessler, *Prog. Polym. Sci.*, 2017, **71**, 91–143.
- 16 F. Pei, L. Liu, H. Zhu and H. Guo, *Polymers*, 2023, **15**, 829.
- 17 W. Qian, X. Ma, L. Liu, L. Deng, Q. Su, R. Bai, Z. Zhang, H. Gou, L. Dong, W. Cheng and F. Xu, *Green Chem.*, 2020, **22**, 5357–5368.
- 18 E. H. Choi, J. Lee, S. U. Son and C. Song, *J. Polym. Sci. Part A: Polym. Chem.*, 2019, **57**, 1796–1800.
- 19 A. S. Amarasekara, in *Renewable Polymers*, ed. V. Mittal, Wiley, 1st edn, 2011, pp. 381–428.
- 20 A. L. Flourat, M. Annatelli, S. Fadlallah, F. Aricò and F. Allais, *Macromolecules*, 2023, **56**, 8845–8855.
- 21 B. Chícharo, S. Fadlallah, F. Allais and F. Aricò, *ChemSusChem*, 2024, **17**, e202301311.
- 22 M. Vannini, P. Marchese, A. Celli and C. Lorenzetti, *Green Chem.*, 2015, **17**, 4162–4166.
- 23 M. Jiang, Q. Liu, Q. Zhang, C. Ye and G. Zhou, *J. Polym. Sci. A Polym. Chem.*, 2012, **50**, 1026–1036.
- 24 A. Kayishaer, M. Annatelli, C. M. Hansom, L. M. M. Mouterde, A. A. M. Peru, F. Aricò, F. Allais and S. Fadlallah, *Macromol. Rapid Commun.*, 2024, **45**, 2300483.
- 25 M. Annatelli, J. E. Sánchez-Velandia, G. Mazzi, S. V. Pandeirada, D. Giannakoudakis, S. Rautiainen, A. Esposito, S. Thiyagarajan, A. Richel, K. S. Triantafyllidis,



- T. Robert, N. Guigo, A. F. Sousa, E. García-Verdugo and F. Aricò, *Green Chem.*, 2024, **26**, 8894–8941.
- 26 J. Deng, X. Liu, C. Li, Y. Jiang and J. Zhu, *RSC Adv.*, 2015, **5**, 15930–15939.
- 27 A. Gandini, in *Biopolymers – New Materials for Sustainable Films and Coatings*, ed. D. Plackett, Wiley, 1st edn, 2011, pp. 179–209.
- 28 G. Odian, *Principles of polymerization*, John Wiley and Sons, 4th edn, 2004, pp. 144–146.
- 29 G. Trapasso, M. Annatelli, D. Dalla Torre and F. Aricò, *Green Chem.*, 2022, **24**, 2766–2771.
- 30 A. G. Sathicq, M. Annatelli, I. Abdullah, G. Romanelli and F. Aricò, *Sustainable Chemistry and Pharmacy*, 2021, **19**, 100352.
- 31 G. Trapasso, G. Mazzi, B. Chícharo, M. Annatelli, D. Dalla Torre and F. Aricò, *Org. Process Res. Dev.*, 2022, **26**, 2830–2838.
- 32 S. H. Hong, D. P. Sanders, C. W. Lee and R. H. Grubbs, *J. Am. Chem. Soc.*, 2005, **127**, 17160–17161.
- 33 N. Zeaiter, S. Fadlallah, A. L. Flourat and F. Allais, *ACS Sustainable Chem. Eng.*, 2022, **10**, 17336–17345.
- 34 Z. Zhao, P. Ren, Y. Liu, K. Zhao, X.-B. Lu and W. Zhang, *J. Energy Chem.*, 2018, **27**, 361–366.
- 35 A. Fernández-Tena, R. A. Pérez-Camargo, O. Coulembier, L. Sangroniz, N. Aranburu, G. Guerrica-Echevarria, G. Liu, D. Wang, D. Cavallo and A. J. Müller, *Macromolecules*, 2023, **56**, 4602–4620.
- 36 S. Fadlallah, J. Jothieswaran, F. Capet, F. Bonnet and M. Visseaux, *Chem. – Eur. J.*, 2017, **23**, 15644–15654.
- 37 M. J. Koh, R. K. M. Khan, S. Torker, M. Yu, M. S. Mikus and A. H. Hoveyda, *Nature*, 2015, **517**, 181–186.
- 38 T.-W. Hsu, S. J. Kempel, A. P. F. Thayne and Q. Michaudel, *Nat Chem.*, 2023, **15**, 14–20.

