

# Polymer Chemistry

Volume 16  
Number 12  
28 March 2025  
Pages 1315-1420

rsc.li/polymers



ISSN 1759-9962

**PAPER**

Fiona L. Hatton *et al.*  
Synthesis and RAFT polymerisation of hydrophobic  
acrylamide monomers derived from plant oils



Cite this: *Polym. Chem.*, 2025, **16**,  
1321

# Synthesis and RAFT polymerisation of hydrophobic acrylamide monomers derived from plant oils†

Oliver J. Harris,<sup>a</sup> Peter Tollington,<sup>b</sup> Calum J. Greenhalgh,<sup>c</sup> Ryan R. Larder,<sup>a</sup>  
Helen Willcock<sup>a</sup> and Fiona L. Hatton<sup>\*a</sup>

Polymeric materials based on fatty acids (FAs) have a combination of characteristics (alkene groups, hydrophobicity, tuneable  $T_g$ ) that give them great potential as renewable, high value materials. Here, we investigate the base catalysed transesterification of four different plant oils (high oleic sunflower, olive, hydrogenated coconut and hydrogenated rapeseed) with *N*-hydroxyethyl acrylamide. By conducting kinetics experiments, investigating potential side reactions and improving isolation of the target products, we were able to identify reactive impurities (radical inhibitors, unintended co-monomers) that were found to remain in the impure brine washed plant oil-based monomers (POBM). Kinetics experiments were then performed to investigate the RAFT polymerisation of these monomers. It was found that the more sustainable brine washing process was viable for the controlled radical polymerisation of the higher  $k_{p,app}$  (saturated) monomers, however column purification was necessary for good control of unsaturated monomers. Polymers with values of  $M_n$  between 3000 and 12 000 g mol<sup>-1</sup> were synthesised and dependent on the FA source exhibited either amorphous or semi-crystalline behaviour ( $T_g$  values between -1 and 33 °C,  $T_m$  values between 48 and 66 °C). This work demonstrates the first example of RAFT polymerisation of acrylamide monomers derived from plant oils by a one step direct transesterification, opening the door for novel well-defined, functional bio-based polymers.

Received 3rd October 2024,  
Accepted 20th November 2024

DOI: 10.1039/d4py01100g

rsc.li/polymers

## Introduction

Increasing the use of sustainable chemical feedstocks in place of petrochemicals is a key barrier for reducing global fossil fuel usage; in the chemical feedstocks market crude oil is the basis of 90% of all organic chemicals.<sup>1</sup> To that end, new technologies making use of sustainable chemical feedstocks should be explored. However, new technologies will remain a lab-scale novelty unless forethought is paid towards their real-world feasibility as a readily integrated process.<sup>2</sup> Fatty acid (FA) based polymers have gained interest due to their attractive characteristics (unsaturations, hydrophobicity, tuneable  $T_g$ ) and could prove to be exciting materials in technical applications.<sup>3–7</sup>

FAs are readily available, bound as triglycerides (TAG) in fats and oils. They can be found in organisms from multiple branches of life (plants, animals, algae) and the source and variety can produce a range of chemical structures.<sup>8,9</sup> The most accessible FA feedstock in terms of availability and exist-

ing infrastructure is plant oils. A large oleochemical industry already exists supporting the food and chemical industry with a wide range of reactions employed to generate products from these feedstocks.<sup>10,11</sup> Plant oils represent a facile platform for studies at the laboratory scale, however any number of alternative feedstocks could act as drop-in substitutions if desired as their chemical behaviour would be identical (*e.g.* animal fats, algae derived TAGs, and oils from waste sources<sup>12</sup>).

Prior studies have highlighted the advantages of modifying the carboxylic acid (COOH) group of the FA, for instance, by functionalising the FA with a polymerisable moiety, while other methods such as modifying the internal unsaturations are less common.<sup>4</sup> Most commonly, FA-based monomers have been synthesised by Steglich esterification of FA COOH groups with a (meth)acrylate bearing a primary alcohol, such as hydroxyethyl methacrylate.<sup>13–16</sup> Other approaches to functionalise the FA COOH include esterification using carbonyldiimidazole,<sup>17</sup> and epoxy ring opening of allyl glycidyl ether.<sup>18</sup> Another approach, recently reported by the Voronov group was the synthesis of acrylamide functional plant oil based monomers (POBMs) *via* the direct transesterification of plant oil TAGs with *N*-hydroxyethyl acrylamide (HEAA).<sup>19–21</sup> A similar approach first conducted amidation of plant oil TAGs to generate *N*-hydroxyalkyl fatty amides which were subsequently reacted with methacrylic anhydride to give a methacrylate FA

<sup>a</sup>Department of Materials, Loughborough University, Loughborough, LE11 3TU, UK.  
E-mail: f.hatton@lboro.ac.uk

<sup>b</sup>Cargill, Evert van de Beekstraat 378, 1118 CZ Schiphol, The Netherlands

<sup>c</sup>Department of Chemistry, Loughborough University, Loughborough, LE11 3TU, UK

† Electronic supplementary information (ESI) available. See DOI: <https://doi.org/10.1039/d4py01100g>



monomer.<sup>22,23</sup> However, the latter approach requires a two-step synthesis as opposed to the one-step direct transesterification with HEAA and requires the use of more toxic reagents (e.g., 4-dimethylaminopyridine). Additionally, transesterification and related processes are already widely used on TAGs in industry on a large scale (biodiesel, interesterification, wax making, soap making).<sup>24–26</sup>

Reversible addition–fragmentation chain transfer (RAFT) polymerisation is a well-established, versatile reversible deactivation radical polymerisation technique which allows for the synthesis of well-defined polymers and control of molecular weight and dispersity.<sup>27–30</sup> RAFT polymerisation of monomers derived from renewable resources is a growing field,<sup>31</sup> and the technique is a useful tool for investigating the possibility of well-defined advanced materials (block copolymers, nanoparticles) based on these monomers. Many studies have performed RAFT polymerisation of similar non-renewable pendant alkyl monomers, most commonly stearyl<sup>32–34</sup> and lauryl methacrylates.<sup>35,36</sup> However, the use of RAFT polymerisation for FA-based monomers is less well researched.<sup>4,31</sup> Maiti *et al.* investigated the RAFT polymerisation of saturated FA methacrylates (FA with C8–18), achieving homopolymers and block copolymers with narrow dispersities ( $\bar{D} < 1.22$ ).<sup>13</sup> In subsequent work, they investigated the RAFT polymerisation of the unsaturated FA methacrylate 2-(methacryloyloxy)ethyl oleate (MAEO), which resulting in homopolymers with broader dispersities at higher molecular weights ( $\bar{D} = 1.10–1.57$ ).<sup>14</sup> A large proportion of internal unsaturations were reported to remain in the resultant polymer, and post-polymerisation modification of these was demonstrated by epoxidation and then crosslinking.

Here, we report the RAFT solution polymerisation of POBMs (plant oil-based monomers) directly derived from plant oils *via* base catalysed transesterification with HEAA (Fig. 1). Four plant oil feedstocks were selected: unrefined

olive, refined high oleic sunflower (HO-Sun), hydrogenated coconut and hydrogenated rapeseed oil. These were chosen for comparison of their reaction behaviour and material properties dependent on the FA structure. The monomers were subsequently polymerised using free radical and RAFT-mediated polymerisation, including evaluation of polymerisation kinetics. The thermal properties of the resulting POBM polymers were studied by differential scanning calorimetry (DSC) and thermogravimetric analysis (TGA) to investigate their potential use in high-value materials. This work demonstrates the first RAFT polymerisation of acrylamide POBMs derived *via* direct transesterification of the feedstock, as well as the first synthesis of POBMs from hydrogenated feedstocks.

## Experimental

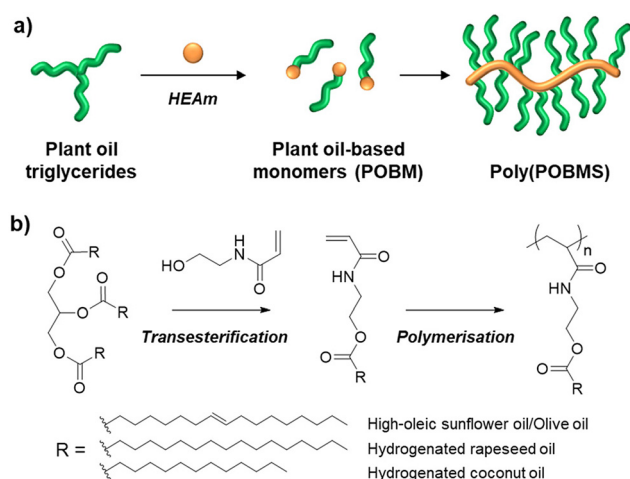
### Materials

All materials in this work were used as received. Olive oil (Filippo Berio, extra virgin, cold extracted) was purchased from a local supermarket. High oleic sunflower oil, hydrogenated coconut oil and hydrogenated rapeseed oil were kindly donated by Cargill. FA distributions of each of the feedstocks can be found in Table S1.† *N*-Hydroxyethyl acrylamide (HEAA, 97%), butylated hydroxytoluene (BHT,  $\geq 99.0\%$ ), dichloromethane (DCM,  $\geq 99.8\%$ ), dimethylacrylamide (DMA, 99%), *N*-isopropylacrylamide (NIPAM, 97%), 2-hydroxyethyl acrylate (HEA, 96%), 2,2'-azobis(2-methylpropionitrile) (AIBN, 98%), dimethyl sulfoxide (DMSO,  $\geq 99.7\%$ ), 2-(dodecylthiocarbonylthio)-2-methylpropionic acid (DDMAT, 98%), 2-cyano-2-propyl dodecyl trithiocarbonate (CPDT, 97%), 4-cyano-4-[(dodecylsulfanylthiocarbonyl)-sulfanyl]pentanoic acid (CDTPA, 97%), cyanomethyl dodecyl trithiocarbonate (CDT, 98%) and lithium chloride ( $\geq 99.0\%$ ) were purchased from Sigma Aldrich. 4-(((2-carboxyethyl)thio)-carbonothioyl)thio-4-cyanopentanoic acid (CECPA, 95%), 2-(dodecylthiocarbonylthio)propionic acid (DDTPA, 95%) and cyanomethyl (3,5-dimethyl-1*H*-pyrazole)-carbodithioate (py-CTA, 95%) were purchased from Boron Molecular. Sodium hydroxide (98.8%), methanol (99.99%), were purchased from Fisher Scientific. Anhydrous tetrahydrofuran (THF, Acros Organics, 99.5%); Sodium chloride (Alfa Aesar, 99+); Anhydrous magnesium sulphate (Acros Organics, 97%); Silica gel (Apollo Scientific, 40–63  $\mu\text{m}$ ); Toluene (Honeywell,  $>99.9\%$ ); Diethyl ether (Honeywell,  $\geq 99.8\%$ ); Chloroform-*d* (Thermo Scientific, 99.8 atom % D).

### Characterisation

**Nuclear magnetic resonance (NMR)** experiments ( $^1\text{H}$  and  $^{13}\text{C}$ ) were conducted using a JEOL ECS 400 MHz spectrometer at 21 °C on sample dissolved in  $\text{CDCl}_3$  (16 scans). Spectra were analysed using Delta 5.3.1 software.

**Gel permeation chromatography (GPC)** analyses were performed using an Agilent 1260 Infinity GPC system, equipped with both refractive index and UV detectors. Samples were injected at a flow rate of 1.0  $\text{mL min}^{-1}$  through a guard



**Fig. 1** Graphical (a) and schematic (b) representations of the synthesis and polymerisation of plant oil-based monomers in this work. R denotes the most abundant fatty acid hydrocarbon chains present in each feedstock oil used in this study.





column, followed by two separation columns (Agilent PL gel 5  $\mu\text{m}$  Mixed-C) at 40  $^{\circ}\text{C}$ . The eluents were chloroform containing 2% triethylamine for non-polymeric samples and THF : MeOH 90 : 10 (v/v) + 0.5 wt% LiCl for polymeric samples. All samples were prepared using the corresponding eluent solution to an approximate concentration of 5  $\text{mg mL}^{-1}$ . The system was calibrated using near-monodisperse poly(styrene) standards ( $M_p$  ranging from 162 to 364 000  $\text{g mol}^{-1}$ ). Chromatograms were analysed using Agilent GPC/SEC software.

**Mass spectrometry (MS)** was obtained using a Thermo Scientific Exactive Orbitrap mass spectrometer. A positive mode ESI mass spectrum of column purified monomer was recorded by diluting a sample to 25  $\mu\text{g mL}^{-1}$  in MeOH : DCM 90 : 10 (v/v). A scan range of 100.0 to 1000.0  $m/z$  was performed with a maximum inject time of 500 ms and an AGC target of  $5 \times 10^5$  ions. Ion source settings were as follows: spray voltage = 4.50 kV, capillary temperature = 300  $^{\circ}\text{C}$ , sheath gas flow = 10, auxiliary gas flow = 5, sweep gas flow = 1.

**Fourier transform infrared (FTIR)** spectra were collected using an Agilent Cary 630 FTIR Spectrometer with a single reflection attenuated total reflectance (ATR) system using a 45 $^{\circ}$  diamond positioned on the top plate (64 scans, 4000–650  $\text{cm}^{-1}$ , resolution 8  $\text{cm}^{-1}$ ). Spectra were analysed using Agilent MicroLab software.

**Differential scanning calorimetry (DSC)** was performed using TA Instruments Q200 and Q2000 DSCs in an  $\text{N}_2$  atmosphere. Oil feedstocks and monomers were analysed using single heat ramps (10  $^{\circ}\text{C min}^{-1}$ ) from  $-60$  to 90  $^{\circ}\text{C}$ . For analysis of polymeric materials, a heat-cool-heat program between  $-70$  and 100 or 200  $^{\circ}\text{C}$  (10  $^{\circ}\text{C min}^{-1}$ ) was performed in all cases with thermal transition values determined from the second heat cycle. Analysis of results was performed using TA Instruments Universal Analysis software.

**Thermogravimetric analysis (TGA)** was performed on a TA Instruments TGA 550 using platinum crucibles over a temperature range of 30 to 500  $^{\circ}\text{C}$ , at a heating rate of 10  $^{\circ}\text{C min}^{-1}$  under an argon atmosphere. Analysis of results was performed using TA Instruments Trios software.

### Synthesis of plant oil-based monomers (POBMs) using base-catalysed transesterification

The following method for the synthesis of a high-oleic sunflower oil-based monomer (HOSM) is a representative example for the general synthesis of POBMs *via* base-catalysed transesterification (Scheme 1). HO-Sun oil (10 g, 11.29 mmol), finely

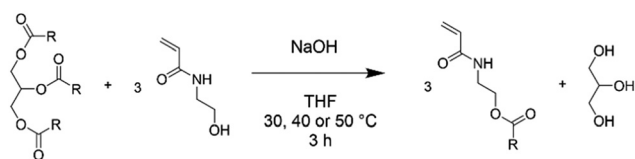
ground NaOH (0.304 g, 7.601 mmol), HEAA (11.6 g, 0.1008 mol), BHT (0.0064 g, 31.02  $\mu\text{mol}$ ) and THF (11 mL) were combined in a 100 mL round bottom flask. The reaction mixture was heated to 30  $^{\circ}\text{C}$  for 3 hours under constant agitation *via* mechanical stirring (4 cm paddle, 500 rpm). The resultant crude reaction mixture was diluted with dichloromethane (50 mL) and washed with 0.1 M brine solution ( $3 \times 200$  mL). The organic phase was dried over anhydrous sodium sulphate, filtered and concentrated *in vacuo* to yield the resulting POBM. The HO-Sun monomer (HOSM, 56% yield) and olive oil monomer (OVM, 66% yield) were obtained as viscous oils that became off-white to yellow butter-like solids after refrigeration. The hydrogenated coconut oil monomer (HCM, 50% yield) formed a white waxy solid, whilst the hydrogenated rapeseed oil monomer (HRM, 49% yield) formed a white powder.

Another sample of the brine washed HOSM product was further purified *via* column chromatography using silica gel as a stationary phase and a gradient of hexane and ethyl acetate (90 : 10 to 50 : 50 v/v). mp 27.8–32.4  $^{\circ}\text{C}$ . IR ( $\nu_{\text{max}}/\text{cm}^{-1}$ ): 3260br (amide N–H), 3070, 2920, 2850 (CH stretch), 1730 (ester C=O), 1660 (conj. C=C), 1630 (amide C=O), 1550 (amide N–H bend).  $^1\text{H}$  NMR (400 MHz;  $\text{CDCl}_3$ )  $\delta_{\text{H}}$  (ppm): 6.29 (1H, dd, vinyl  $\text{CH}_2=\text{CH}-$ ), 6.09 (1H, dd, vinyl  $\text{CH}_2=\text{CH}-$ ), 5.90 (1H, br s,  $-\text{NH}-$ ), 5.66 (1H, dd, vinyl  $\text{CH}_2=\text{CH}-$ ), 5.35 (2H, m,  $-\text{CH}_2\text{CH}=\text{CHCH}_2-$ , mono-unsaturated FA), 4.21 (2H, t,  $-\text{NH}-\text{CH}_2\text{CH}_2-\text{O}-$ ), 3.61 (2H, q,  $-\text{NH}-\text{CH}_2\text{CH}_2-\text{O}-$ ), 2.77 (t,  $=\text{HC}-\text{CH}_2-\text{CH}=\text{CH}-$ , poly-unsaturated FA), 2.32 (2H, t,  $-\text{OCO}-\text{CH}_2-$ ), 2.03 (4H, m,  $-\text{CH}_2-\text{CH}=\text{CH}-\text{CH}_2-$ , mono-unsaturated FA), 1.61 (2H, m,  $-\text{OCO}-\text{CH}_2\text{CH}_2-$ ), 1.32 (20H, m,  $-(\text{CH}_2)_n-$ ), 0.88 (3H, t,  $-\text{CH}_3$ ).  $^{13}\text{C}$  NMR (400 MHz;  $\text{CDCl}_3$ )  $\delta_{\text{C}}$  (ppm): 174.2 ( $-\text{O}-\text{CO}-\text{CH}_2-$ ), 165.7 ( $=\text{CH}-\text{CO}-\text{NH}-$ ), 130.7–129.8 ( $-\text{CH}=\text{CH}-$ , both conjugated and unconjugated), 126.9 ( $\text{CH}_2=\text{CH}-$ ), 63.1 ( $-\text{NH}-\text{CH}_2\text{CH}_2-\text{O}-$ ), 39.2 ( $-\text{NH}-\text{CH}_2\text{CH}_2-\text{O}-$ ), 34.3 ( $-\text{O}-\text{CO}-\text{CH}_2\text{CH}_2-$ ), 32.1–22.8 ( $-\text{CH}_2-$ , FA chain), 14.3 ( $-\text{CH}_3$ ).

ESI MS:  $m/z$  (relative abundance), 781.6064 (9), 418.2715 (3),  $[\text{M} + \text{K}]^+$ , 402.2978 (100,  $[\text{M} + \text{Na}]^+$ ), 380.3157 (2,  $[\text{M} + \text{H}]^+$ ), 376.2820 (4), 304.2610 (4).

### Free radical polymerisation of POBMs

The following method for the free radical polymerisation of HOSM is a representative example of the general polymerisation of each brine washed POBM. Calculations of stoichiometry assumed an 80% w/w of POBM monomer in the brine washed samples (calculated from molar purity determined by  $^1\text{H}$  NMR, Table S4 $^\dagger$ ). HOSM (0.4738 g, 1.000 mmol) and AIBN (0.0125 g, 76.12  $\mu\text{mol}$ ,  $[\text{M}]_0 : [\text{I}]_0 \approx 13 : 1$ ) were added to a vial with toluene (2 mL), to give an approximate solids content of 25 wt%. The vial was sealed, cooled in an ice bath and purged with  $\text{N}_2$  for 30 minutes. In the case of HRM, the monomer was purged separately to the initiator in a vial heated to 70  $^{\circ}\text{C}$ , to ensure full dissolution of the HRM. After purging the solution was heated to 70  $^{\circ}\text{C}$  for 7 hours before quenching by exposing the solution to the atmosphere and allowing the reaction mixture to cool to room temperature. The crude reaction mixture was diluted in THF (2 mL) then purified by precipi-



**Scheme 1** Reaction scheme for the base-catalysed transesterification of triglycerides with *N*-hydroxyethyl acrylamide.



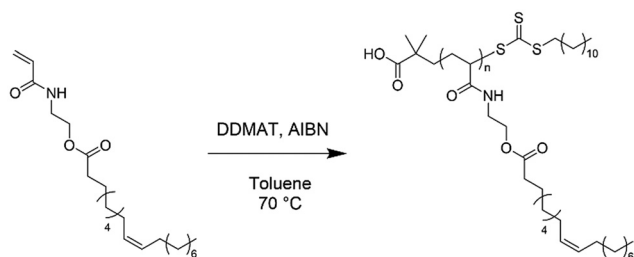
tation into a MeOH:diethyl ether 15:1 (v/v) mixture (40 mL) or a 6:1 (v/v) for P(HRM). Precipitated polymers were collected *via* centrifugation followed by decanting of the solvent and then dried under vacuum for 24 hours at 50 °C. P(HOSM), P(OVM) and P(HCM) presented as clear viscous liquids whereas P(HRM) presented as a white powder.  $^1\text{H}$  NMR (400 MHz;  $\text{CDCl}_3$ )  $\delta_{\text{H}}$  (ppm): 7.09 (1H, br s,  $-\text{NH}-$ ), 5.33 (2H, m,  $-\text{CH}_2\text{CH}=\text{CHCH}_2-$ , mono-unsaturated FA), 4.06 (2H, br,  $-\text{NH}-\text{CH}_2\text{CH}_2-\text{O}-$ ), 3.70 (br, co-monomer unit), 3.41 (2H, br,  $-\text{NH}-\text{CH}_2\text{CH}_2-\text{O}-$ ), 2.75 (t,  $=\text{HC}-\text{CH}_2-\text{CH}=\text{CH}_2$ , poly-unsaturated FA), 2.48 (br, co-monomer unit), 2.27 (2H, br,  $-\text{OCO}-\text{CH}_2-$ ), 1.94 (4H, br,  $-\text{CH}_2-\text{CH}=\text{CH}-\text{CH}_2-$ , mono-unsaturated FA), 1.58 (2H, br,  $-\text{OCO}-\text{CH}_2\text{CH}_2-$ ), 1.19 (20H, m,  $-(\text{CH}_2)_n-$ ), 0.86 (3H, t,  $-\text{CH}_3$ ), 2.75–0.75 (3H, br, p(HOSM) backbone).

### RAFT polymerisation of POBMs

The following method for the RAFT polymerisation of HOSM with DDMAT is a representative example of any of the RAFT solution polymerisation of POBMs presented in this work, see Scheme 2. The molar ratio of  $[\text{M}]_0 : [\text{CTA}]_0 : [\text{I}]_0$  was 50:1:0.2, targeting a DP of 50 (again assuming 80% w/w of POBM monomer in the brine washed samples). HOSM (0.5419 g, 1.144 mmol), DDMAT (8.34 mg, 22.88  $\mu\text{mol}$ ) and AIBN (0.75 mg, 4.575  $\mu\text{mol}$ ) were added to a vial with toluene (2.5 mL), to give an approximate solids content of 25% w/w. The solutions were purged with  $\text{N}_2$  for 30 minutes. The solutions were heated at 70 °C using an oil bath for the predetermined reaction time. Aliquots were taken (using a syringe purged with  $\text{N}_2$ ) at appropriate intervals to obtain kinetics samples which were quenched by exposing the solution to the atmosphere. Purification of the polymers was performed as described for the free radical polymerisations.

The chain transfer agent (CTA), monomer were varied where appropriate, and when targeting different degrees of polymerisation, the relative amounts of monomer, CTA and initiator were varied while maintaining a  $[\text{CTA}]:[\text{I}]$  ratio of 1:0.2, and a total solids content of 25% w/w.

For the end group analysis conducted with py-CTA, the DP by NMR was calculated using the  $-\text{CH}_3$  for the CTA at 2.67 ppm and the  $-\text{NH}-\text{CH}_2-\text{CH}_2-\text{O}-$  peaks corresponding to the repeat monomer unit at 3.45 and 4.14 ppm.



**Scheme 2** Reaction scheme for the RAFT solution polymerisation of HOSM in toluene at 70 °C.

## Results and discussion

Previous work reported the direct transesterification of sunflower, linseed, olive and soybean oils, with varying degrees of unsaturations.<sup>19–21</sup> Here, we expand this approach, investigating the direct transesterification of olive, high oleic sunflower (HO-Sun), and unexplored hydrogenated oils; coconut and rapeseed (Fig. 1). Initial characterisation of the plant oils used in this work was conducted by  $^1\text{H}$  NMR Spectroscopy, see Fig. S1–4,† confirming the TAG chemical structures present, bearing in mind the heterogeneous nature of these biobased natural materials.

### Investigation of the transesterification of plant oils with HEAA

Kinetics experiments of the transesterification of HO-Sun were performed on a 2.5 g scale at several reaction temperatures (30, 40, 50 °C), see Scheme 1. Analyses of the crude reaction mixtures were performed using  $^1\text{H}$  NMR spectroscopy and gel permeation chromatography (GPC) (Fig. 2). The total conversion of glycerides, including TAGs, diglycerides (DAGs) and monoglycerides (MAGs), to POBMs was assessed by integrating and comparing the triplet at 4.20 ppm, corresponding to the  $-\text{NH}-\text{CH}_2-\text{CH}_2-\text{O}-$  environment in the POBM (Fig. 3F) and the triplet at 0.86 ppm corresponding to the pendant  $-\text{CH}_3$  of the FA (Fig. 3N) respectively. The integral from the  $-\text{CH}_3$  of the FA moieties was used as a reference peak as it was observed to remain constant regardless of the molecule the FA moiety was bonded to. From Fig. 2a it is apparent that the maximum



**Fig. 2** Data from the transesterification of HO-Sun oil; (a) conversion of glyceride bound fatty acids to POBMs vs. time at 30, 40 and 50 °C determined by  $^1\text{H}$  NMR spectroscopy, and (b) GPC chromatograms performed on 0, 3 and 6 h samples from the 30 °C experiment. Peaks have been labelled to highlight the most abundant species. FFA = free fatty acid, DAG = diglyceride, TAG = triglyceride, POBM = plant oil-based monomer.





**Fig. 3**  $^1\text{H}$  NMR spectra (400 MHz,  $\text{CDCl}_3$ , 25  $^\circ\text{C}$ ) of the brine washed and column purified HOSM. Peaks for the column purified sample are assigned to the target structure and integrals (referenced against the  $\text{CH}_3$  signal at 0.9 ppm) are displayed. Peak H corresponds to allylic protons from linoleic and linolenic FAs (structure not shown).

conversion of glyceride bound FA to POBM achieved (around 55%) was independent of temperature. Given that the transesterification reaction is reversible and an equilibrium system, it was expected that the temperature of the reaction would impact the equilibrium position.<sup>37–39</sup> The rate of reaction was affected by the temperature, with the reaction performed at 50  $^\circ\text{C}$  reaching a maximum conversion of ~55% within 1 h, rather than within 2 h, as observed at 30 and 40  $^\circ\text{C}$ . The TAG starting material was fully consumed in all cases, confirmed by  $^1\text{H}$  NMR analyses, and remaining unreacted glycerides were found to be a mixture of DAGs and MAGs. This was further confirmed by GPC analyses, whereby the higher molecular weight TAGs (17.4 min) were converted to lower molecular weight species, including the target POBM at 18.3 min, see Fig. 2b. However small peaks at higher and lower retention times are also observed (17.8 and 19.2 min) most likely being DAGs/MAGs and free FAs respectively. Kinetics of the direct transesterification of the other feedstock oils to prepare the olive oil monomer (OVM), hydrogenated coconut oil monomer (HCM) and hydrogenated rapeseed oil monomer (HRM) were comparable (Fig. S5–7†). Saponification is a well-understood side reaction in base-catalysed transesterification reactions, however the presence of the reactive acrylamide group in the reaction mixture could lead to side reactions not previously considered (*e.g.* conjugate additions, autopolymerisation).<sup>40–45</sup> To investigate this, HEAA and several other similar monomers (NIPAM, DMA, HEMA) were heated at 50  $^\circ\text{C}$  with NaOH in THF (see Table S2†). Conversion of vinyl groups was observed by  $^1\text{H}$  NMR and an increase in  $M_n$  was observed by GPC in each case, indicating oligomerisation. Reaction of HEAA by these means could explain the limitations to the conversion of the transesterification as well as indicate the nature of non-TAG derivative impurities in the final product.

### Plant oil-based monomer synthesis

Based on the results of the kinetics experiments, the direct transesterification of HO-Sun with HEAA was performed at a 10g scale in THF at 30  $^\circ\text{C}$ . The HO-Sun monomer (HOSM) was purified by aqueous washing (brine wash) as previously reported.<sup>46,47</sup> Characterisation by  $^1\text{H}$  NMR spectroscopy confirmed the successful synthesis of the desired monomer, see Fig. 3. However, it also confirmed the presence of impurities in the HOSM isolated from brine washings. Therefore, to obtain pure HOSM the crude product was further purified by column chromatography.  $^1\text{H}$  NMR peak assignments were made using observations from prior studies and peak integrals are in good agreement with expected values (based on the known FA distribution of the feedstock).<sup>25,46,48–50</sup> The slightly higher than expected value of L could be due to dissolved water. Two key resonances that support the successful synthesis of HOSM were the peaks of the  $\text{NH-CH}_2\text{-CH}_2\text{-O}$  and  $\text{NH-CH}_2\text{-CH}_2\text{-O}$  environments (seen at 4.20 and 3.60 ppm respectively).

The determination of the nature of the impurities in the brine washed HOSM was considered important in order to further understand any limitations in the synthesis, as well as any potential effects in polymerisations. Through comparison with literature sources,<sup>51,52</sup> glycerol protons in MAGs and DAGs (4.15, 4.10, 4.00, 3.90, 3.80, 3.65 ppm) are easily identified in the spectra. Small resonances indicating low concentrations of the radical inhibitors MEHQ (6.76 ppm) and BHT (6.98 ppm), supported by observations in the  $^1\text{H}$  NMR spectra of some of the fractions separated by column chromatography, were likely introduced from additives in the HEAA and THF reagents. Additional small resonances can be seen near the resonances for vinyl environments (*e.g.* at 6.15 ppm) that may reflect vinyl groups



from unreacted HEAA or may belong to other unintended monomeric products. The peaks at 3.50 and 3.70 ppm appear to correspond to the  $\text{NH-CH}_2\text{-CH}_2\text{-O}$  and  $\text{NH-CH}_2\text{-CH}_2\text{-O}$  environments from remaining HEAA. Additionally, the peak 2.45 ppm could reflect a backbone peak from oligomeric or polymeric acrylamide species.<sup>53,54</sup> This all suggests that HEAA and/or unintended acrylamide derivatives (oligomers, monomers) were also present as impurities. These observations from the spectra for the brine washed monomer can also be made in the visually comparable data produced in prior studies.<sup>46,47</sup> To further confirm successful isolation of the target HOSM monomer, the sample purified by column chromatography was further characterised by  $^{13}\text{C}$  NMR spectroscopy, FTIR and LC-MS (see Fig. S8 and Table S3†). All carbon environments in the target HOSM were identified by  $^{13}\text{C}$  NMR, and the validity of the assignments was confirmed by the DEPT 135 phasing. Analysis by LC-MS confirmed that the predominant component was the target HOSM with peaks for the  $\text{H}^+$ ,  $\text{Na}^+$  and  $\text{K}^+$  adducts visible in the ESI-MS spectrum. Low mass error values ( $<1$  ppm) were calculated for each of the adducts of the POBM ions, showing that the predicted mass of the proposed structure matches the observed  $m/z$  values.

The column purified HOSM reported here represents a substantially improved isolation of the target POBM from approximately 70% to  $>99\%$  purity. However, provided that impurities did not negatively impact their controlled radical polymerisations, conducting purification post-polymerisation would be a more facile and sustainable methodology (as smaller molecule impurities could be more easily separated from larger polymer chains). Subsequently, the synthesis of brine washed monomers OVM, HCM and HRM was conducted, and these isolated monomers were characterised by  $^1\text{H}$  NMR spectroscopy (Fig. S9–11†), confirming purities between 70–79% (Table S4†).

### Free radical polymerisation of POBMs

Initially, POBMs were polymerised by free radical polymerisation in toluene at  $70^\circ\text{C}$  for 7 h, using AIBN as the radical initiator, according to previous reports.<sup>14,41</sup> Successful polymerisation was confirmed by  $^1\text{H}$  NMR and GPC analyses (Table S5†). Near quantitative conversions were determined by  $^1\text{H}$  NMR spectroscopy, while GPC analyses confirmed high molecular weights ( $20\text{--}48\text{ kg mol}^{-1}$ ) and dispersities,  $D$ , between  $1.76\text{--}2.52$ , typical for free radical polymerisation. The resultant POBM free radical polymers were purified by precipitation and their compositions were confirmed by  $^1\text{H}$  NMR analyses (Fig. S12–15†). Interestingly, the unsaturated  $\text{P(POBM)}_x$ s,  $\text{P(HOSM)}$  and  $\text{P(OVM)}$ , had lower  $M_n$  ( $25.0$  and  $20.4\text{ kg mol}^{-1}$ ) and  $D$  ( $1.76$  and  $1.84$ ) compared with  $\text{P(HCM)}$  and  $\text{P(HRM)}$ , with  $M_n$  of  $45.4$  and  $47.7\text{ kg mol}^{-1}$ , and  $D = 2.33$  and  $2.52$ , respectively. This could suggest increased allylic chain transfer events during these polymerisations of unsaturated monomers HOSM and OVM.

### RAFT polymerisation of POBMs

An initial RAFT agent screening of several trithiocarbonate CTAs was performed using the brine washed OVM (see Table S6†),

and DDMAT was selected for further studies. Following this, RAFT polymerisations using DDMAT as the CTA were performed on each of the brine washed monomers targeting  $\text{DP}_x$  of 25, 50, 100 and 200 while maintaining reaction times, Table 1. When conducting the RAFT polymerisations of HOSM and OVM over 7 hours, relatively high conversions were observed when targeting a DP of 25 (84 and 78% respectively). However, at higher target DPs conversion dropped off considerably, to 45–46% for DP50, 30% and 40% for HOSM and OVM respectively at DP100, and negligible conversion was observed at DP300 (3–4%). And dispersities were generally relatively low ( $D = 1.18\text{--}1.44$ ) for these  $\text{P(HOSM)}_x$  and  $\text{P(OVM)}_x$  homopolymers. Such comparable behaviour was expected due to their structural similarities. However, significant differences were observed for the polymerisations of the saturated POBMs (HCM, HRM). Generally, higher conversions were observed in shorter reaction times (70 min) for the hydrogenated monomer HCM; targeting DPs between 25–100, higher conversions ( $>70\%$ ) and lower dispersities ( $D = 1.17\text{--}1.32$ ) were achieved for  $\text{P(HCM)}_x$ . However, this was not achieved with the HRM monomer where conversion was limited (24–55%) over the same reaction times (70 min). Due to difficulties eliminating effects from practical issues with the use of this high melting point, poorly soluble monomer (e.g. due to higher concentrations of inhibitor impurities after work up, poor degassing) HRM was not used further in this work. Additionally, because of the comparable behaviour of OVM and HOSM, further experiments made use of just HOSM to represent a predominantly mono-unsaturated FA POBM. Consequently, HOSM and HCM were chosen as the focus for the rest of this study.

Kinetics studies on the RAFT polymerisations on the brine washed HOSM and HCM were performed at a target DP of 50 using DDMAT as the CTA (Fig. 4). First order kinetics were

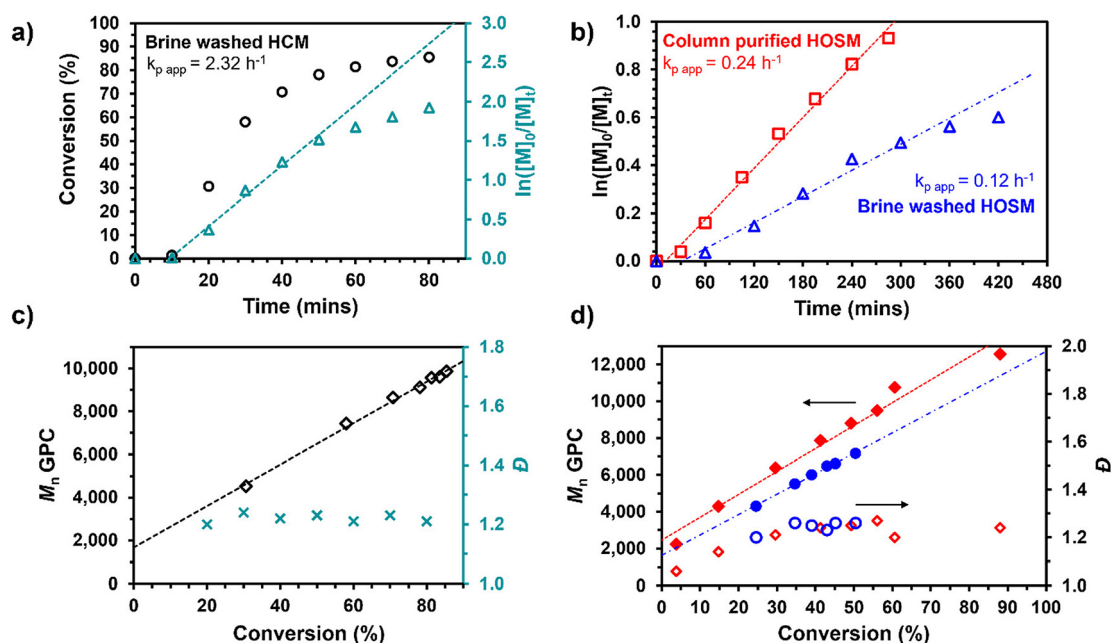
**Table 1** Conversions,  $M_n$  and  $D$ , for  $\text{P(POBM)}_x$  synthesised using brine washed HOSM, OVM, HCM and HRM by RAFT solution polymerisation using DDMAT/AIBN = 5 in toluene at  $70^\circ\text{C}$ , targeting degrees of polymerisation 25, 50, 100 and 200

Target composition	Reaction time	Conversion (%)	$M_{n\text{ th}}^a$ ( $\text{g mol}^{-1}$ )	$M_{n\text{ GPC}}^b$ ( $\text{g mol}^{-1}$ )	$D^b$
$\text{P(HOSM)}_{25}$	7 h	84	8300	6700	1.19
$\text{P(HOSM)}_{50}$		46	9000	6600	1.26
$\text{P(HOSM)}_{100}$		30	11 700	9400	1.44
$\text{P(HOSM)}_{200}$		3	2500	4200	1.36
$\text{P(OVM)}_{25}$	7 h	78	7800	6000	1.18
$\text{P(OVM)}_{50}$		45	9000	6300	1.24
$\text{P(OVM)}_{100}$		20	8100	6600	1.37
$\text{P(OVM)}_{200}$		4	3200	4200	1.38
$\text{P(HCM)}_{25}$	70 min	91	7100	6700	1.17
$\text{P(HCM)}_{50}$		84	12 900	9600	1.23
$\text{P(HCM)}_{100}$		70	21 000	13 100	1.32
$\text{P(HCM)}_{200}$		26	15 500	10 300	1.58
$\text{P(HRM)}_{25}$	70 min	55	10 300	9000	1.3
$\text{P(HRM)}_{50}$		38	14 400	7600	1.25
$\text{P(HRM)}_{100}$		29	21 600	6800	1.38
$\text{P(HRM)}_{200}$		24	36 000	9000	1.49

<sup>a</sup> Theoretical  $M_n$  calculated as follows:  $M_{n\text{ th}} = M_w\text{ CTA} + (M_w\text{ monomer} \times \text{DP}_{\text{th}})$ . <sup>b</sup> Determined by THF GPC analyses.







**Fig. 4** Kinetic evaluations of RAFT polymerisations of HOSM and HCM in toluene at 70 °C. (a) Conversion (open circles) and rate (open triangles) versus time plots for brine washed HCM, and (c) corresponding  $M_n$  (open diamonds) and  $\bar{D}$  (crosses) versus conversion plots. (b) Polymerisation rates for the RAFT polymerisations of column purified HOSM (open red squares) and brine washed HOSM (open blue triangles). (d) Corresponding  $M_n$  (closed symbols) and  $\bar{D}$  (open symbols) versus conversion plots for column purified HOSM (red circles) and brine washed HOSM (blue diamonds).

observed in the initial stages of each of the reactions as seen in the semilog plots (Fig. 4a and b).<sup>30</sup> A deviation from first order kinetics was observed as the polymerisations progressed, most noticeable for the brine washed HCM (Fig. 4a) and brine washed HOSM (Fig. 4b, blue triangles). This indicated a decrease in the number of propagating radicals, likely due to termination events or side reactions with impurities (e.g., radical inhibitors). Similar behaviour has previously been observed for other *N*-monosubstituted acrylamides,<sup>55–58</sup> and in some cases this was attributed to degradation of the trithiocarbonate CTA used.<sup>57,58</sup> As RAFT polymerisations of HOSM consistently achieved low conversions, kinetics were also performed on the column purified monomer which increased the maximum conversion obtained of 50% with brine washed HOSM, to 88% with column purified HOSM. Moreover, the rate versus time plot for the column purified HOSM (Fig. 4b, red squares) did not exhibit such a drastic deviation from linearity, suggesting that CTA degradation is not occurring and radical scavenger impurities may be responsible for the deviation from linearity observed for the brine washed monomers. The comparable behaviour of OVM and HOSM in the earlier RAFT polymerisations (targeting DPs between 50–200) suggests that any effects of radical scavengers inherent to unrefined feedstocks (e.g. antioxidants) are negligible compared the effect of any introduced in the course of the monomer's synthesis. It is possible that impurities capable of acting as radical inhibitors could have formed from oxidation of the oil during synthesis, resulting in small concentrations of peroxides.<sup>59</sup> However, as the loss of linearity and low conversions were observed for saturated monomers too, it is more likely

that inhibitor impurities were accumulated from reagents HEAA and THF during the monomer synthesis.

The slopes of the  $\ln([M]_0/[M]_t)$  plots were used to determine the apparent value of the monomer propagation constant ( $k_{p,app}$ ) for each monomer. The  $k_{p,app}$  values for the RAFT polymerisation of the saturated HCM ( $2.32 \text{ h}^{-1}$ ) were an order of magnitude higher than those of the unsaturated HOSM; 0.12 and  $0.24 \text{ h}^{-1}$  for the brine washed and column purified HOSM, respectively. Previous studies have observed that reaction rates in free radical polymerisations decreased with increasing degree of unsaturation of the FA moieties and attributed this to chain transfer mechanisms involving the abstraction of allylic protons from alkenes in the FA moiety (determined *via* Mayo analysis and  $^1\text{H}$  NMR).<sup>47,60,61</sup> Though similar observations by  $^1\text{H}$  NMR were not found in this work, to establish the effect of this on the RAFT system further reactions were conducted on the fully saturated HCM (see Fig. S17†). The reaction mixtures were doped with several concentrations of unsaturated HO-Sun oil to provide a source of inactivated alkenes independent of the monomer.<sup>62</sup> A 94% reduction in the conversion achieved after 70 min was observed from the addition of the lowest molar ratio of HO-sun oil ( $[\text{HO-Sun Oil}]_0/[\text{HCM}]_0 = 0.083$ ), supporting this hypothesis. Further evidence for reaction of monomers with the RAFT CTA was established by the observation of an induction period in all polymerisations ( $\sim 10$  min for HCM,  $\sim 40$  min for HOSM). Induction periods are a common feature of RAFT polymerisations pertaining to the pre-equilibrium stage of the mechanism and can be indicative of slow re-initiation.<sup>63,64</sup> During the induction period peaks were observed at higher retention times in the UV GPC trace that likely correspond to the pre-equilibrium





species (most likely not visible in the RI trace due to low concentration, see Fig. S18†).

The proportional relationship between  $M_n$  and conversion indicates that chain transfer with the RAFT CTA is more rapid than the polymer propagation. Thus, confirming the poly-

merisations are proceeding by a controlled RAFT polymerisation mechanism. Retention of the CTA on the end of polymer chains was confirmed by dual RI/UV detection in the GPC chromatograms (see Fig. S19†). Relatively low dispersities ( $D < 1.3$ ) were observed for all resulting plant oil-based polymers and were significantly lower than those obtained by free radical polymerisation, indicating improved control due to the addition of the CTA. Similar observations were also made from kinetic evaluations of the synthesis of P(OVM)<sub>50</sub> and P(HRM)<sub>50</sub> by RAFT solution polymerisation, see Fig. S16 and Table S7,† and as previously discussed, maximum conversions were limited to 51 and 38% respectively.

These kinetics studies demonstrate that RAFT control of each POBM is viable. We found that where  $k_{p, app}$  values are sufficiently high thorough purification of the monomer may not be required (as with HCM). However, in systems where the rate is decreased significantly (as with the use of the brine washed HOSM) thorough purification of the monomer is necessary.

### Varying the target degree of polymerisation

A second RAFT agent screening was performed using the brine washed HOSM, see Table S8.† This led to the selection of (3,5-dimethyl-1H-pyrazole)-carbodithioate (py-CTA) for the remaining RAFT syntheses. RAFT polymerisations of column purified HOSM and brine washed HCM were performed in toluene at 70 °C for 20 h, targeting DPs between 10 and 60 using py-CTA, see Fig. 5 and Table 2. RAFT control was achieved across the range of target DPs for HCM, with increasing  $M_n$  with target DP and with low dispersities ( $D < 1.18$ ) obtained. This was also observed for HOSM up to a target DP for 40 ( $D < 1.23$ ), where a higher  $D$  of 1.29 was obtained for P(HOSM)<sub>60</sub>. It was considered that chain transfer to the unsaturations of the HOSM monomer may be the reason for lower conversions, lower  $M_n$  and broader dispersities when targeting higher DPs of 40 and 60. For these RAFT polymers (Table 2), due to the use of the py-CTA, end group analysis was performed on the purified P(HOSM)<sub>x</sub> and

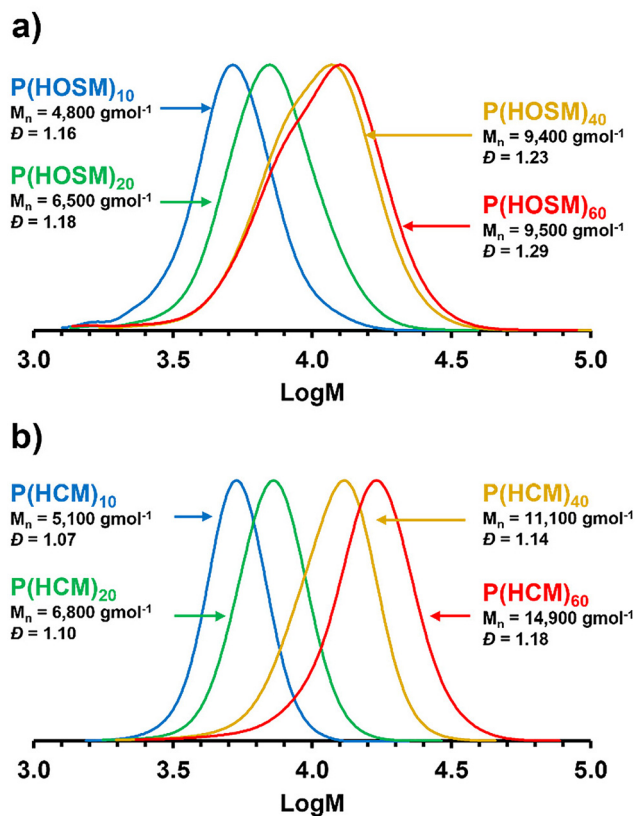


Fig. 5 Normalised GPC chromatograms for; (a) P(HOSM)<sub>x</sub> synthesised using column purified HOSM, and (b) P(HCM)<sub>x</sub> using brine washed HCM, by RAFT polymerisation in toluene at 70 °C targeting DPs of 10, 20, 40 and 60.

**Table 2** Target compositions, conversions, degrees of polymerisation, molecular weights,  $M_n$ , dispersities,  $D$ , and thermal transition values,  $T_g$  and  $T_m$ , of P(HOSM)<sub>x</sub> synthesised using column purified HOSM and P(HCM)<sub>x</sub> using brine washed HCM by RAFT polymerisation in toluene at 70 °C, py-CTA/AIBN = 5, targeting DPs 10, 20, 40 and 60. Corresponding free radical polymers were synthesised under identical reaction conditions in the absence of py-CTA

Monomer batch	Target composition	Conversion (%)	DP <sub>th</sub> <sup>a</sup>	DP <sub>NMR</sub> <sup>b</sup>	$M_{n, th}$ <sup>c</sup>	$M_n$ <sup>d</sup>	$D$ <sup>d</sup>	$T_g$ <sup>e</sup> (°C)	$T_m$ <sup>e</sup> (°C)
Column purified HOSM	P(HOSM) <sub>10</sub>	91	9.1	10.4	3700	4800	1.16	−1.2	—
	P(HOSM) <sub>20</sub>	83	16.6	17.2	6500	6500	1.18	4.2	—
	P(HOSM) <sub>40</sub>	77	30.8	28.9	11 900	9400	1.23	11.2	—
	P(HOSM) <sub>60</sub>	67	40.2	30.4	15 400	9500	1.29	11.9	—
	P(HOSM) <sub>FRP</sub> <sup>f</sup>	64	—	—	—	80 500	2.49	17.3	—
Brine washed HCM	P(HCM) <sub>10</sub>	99	9.9	12.2	3200	5100	1.07	22.4	48.8
	P(HCM) <sub>20</sub>	99	19.8	19.4	6100	6800	1.10	28.0	61.4
	P(HCM) <sub>40</sub>	98	39.2	45.7	11 900	11 100	1.14	33.5	71.0
	P(HCM) <sub>60</sub>	99	59.4	64.7	17 900	14 900	1.18	30.7	65.7
	P(HCM) <sub>FRP</sub> <sup>f</sup>	94	—	—	—	124 200	2.26	32.1	54.2

<sup>a</sup>Theoretical DP, DP<sub>th</sub>, calculated as follows: DP<sub>th</sub> = target DP × (conversion/100). <sup>b</sup>Determined by <sup>1</sup>H NMR end group analyses. <sup>c</sup>Theoretical  $M_n$  calculated as follows:  $M_{n, th} = M_w \text{ CTA} + (M_w \text{ monomer} \times \text{DP}_{th})$ . <sup>d</sup>Determined by THF GPC analyses. <sup>e</sup>Determined by DSC analyses, from the second heating. <sup>f</sup>Synthesised by free radical polymerisation.



P(HCM)<sub>x</sub> homopolymers after purification by precipitation, see Fig. S23 and S24.† There was good correlation between DP<sub>th</sub> and DP by end group analysis for most of the polymers, suggesting high CTA efficiency. Comparison with the free radical polymerisations conducted under the same conditions without the presence of CTA (Table 2) showed that  $M_n$  achieved for P(HOSM)<sub>FRP</sub> (80.5 kg mol<sup>-1</sup>) was considerably lower than P(HCM)<sub>FRP</sub> (124.2 kg mol<sup>-1</sup>) and the dispersity was broader 2.49 *versus* 2.26 respectively, supporting the hypothesis that allylic chain transfer is occurring for the unsaturated HOSM monomer.

### Thermal characterisation of plant oil-based polymers

Initially, the plant oil-based polymers synthesised by free radical polymerisation were analysed by thermogravimetric analysis (TGA) which revealed similar degradation behaviours, with onset of degradation observed between 253–263 °C, which would be expected due to the common acrylamide backbone (see Table S4 and Fig. S20†).

DSC analysis was performed on the P(HOSM)<sub>x</sub> and P(HCM)<sub>x</sub> RAFT polymers, where  $x = 10, 20, 40$  and  $60$ , to elucidate their thermal transitions (Table 2 and Fig. S21, S22†). The unsaturated P(HOSM)<sub>x</sub> polymers displayed a glass transition temperature,  $T_g$ , observed between  $-1.2$  to  $11.9$  °C. Whereas P(HCM)<sub>x</sub> polymers showed both  $T_g$  (22.4–30.7 °C) and melting temperatures,  $T_m$ , recorded between 48.8–71.0 °C indicating semi-crystallinity. For both P(HOSM)<sub>x</sub> and P(HCM)<sub>x</sub> polymers the  $T_g$  transition temperatures were found to be dependent on  $M_n$ , whereas the  $T_m$  observed for P(HCM) generally increased with increasing  $M_n$ , for P(HCM)<sub>10</sub>, P(HCM)<sub>20</sub> and P(HCM)<sub>40</sub>, this was not the case for the P(HCM)<sub>60</sub>, where the  $T_m$  reduced slightly. The higher  $T_g$  observed for P(HCM) polymers compared with P(HOSM) is likely due to the presence of crystalline domains which is known to impact  $T_g$ . A broad endothermic feature was observed for all P(HCM)<sub>x</sub> below the  $T_g$  (approximately  $-10$  °C), the peak temperature of which was independent of  $M_n$ . Literature studies on similar polymers suggest such a feature could be a phase transition related to side chain crystallisation/alignment.<sup>65,66</sup>

In summary, the physical properties of these novel well-defined bio-based polymers could make them suitable for investigation in applications such as polyolefin compatibilisers, coatings, or viscosity modifiers, for example. Moreover, the presence of unsaturations allows for subsequent post-polymerisation modifications expanding the capabilities of these plant oil-based polymers.

## Conclusions

In this work we have demonstrated isolation and characterisation of plant oil-based acrylamide monomers, synthesised *via* an industrially relevant base-catalysed transesterification reaction, including two novel monomers derived from fully saturated feedstocks (hydrogenated coconut and rapeseed oils). Limitations of the synthesis were also further elucidated. Evidence for a previously unidentified side reaction, involving the acrylamide functional group, helps to further explain the

limited conversion of the transesterification as well as the origin of side products.

The RAFT polymerisations of each of the brine washed POBMs were investigated for the first time. Evidence of reaction with the CTA and of RAFT control was demonstrated for each of the monomers by the observation of reduced  $D$  values as compared to free radical polymerisations, UV-GPC analyses, and growth of  $M_n$  proportionally to monomer conversion. Saturated HCM was observed to have a  $k_{p,app}$  value an order of magnitude higher than that of the unsaturated HOSM. In order to overcome limited conversions/molecular weight in the RAFT polymerisation of brine washed HOSM (caused by a combination of factors including rate reduction due to allylic chain transfer and radical inhibitor impurities in the monomer) it was found that column purification was necessary. However, the more sustainable brine washing method was suitable for the controlled polymerisation of saturated HCM. Using these learnings, samples of P(HOSM) and P(HCM) were synthesised over a range of  $M_n$  (3000 to 12 000 g mol<sup>-1</sup>) with low dispersities ( $D < 1.3$ ). Thermal analysis of these polymers revealed that polymers with saturated pendant FAs displayed semi-crystalline behaviour whereas polymers bearing unsaturated pendant FAs were fully amorphous. Lower  $T_g$  values ( $-1$  to  $12$  °C) were observed for unsaturated FA polymers than for the saturated P(HCM) ( $T_g = 22$  to  $34$  °C). These thermal properties were shown to vary with molecular weight. This work advances our understanding of the RAFT polymerisation of fatty acid-based monomers and has elucidated interesting thermal properties of the resulting plant oil-based polymers. Generating such novel materials from readily available biobased feedstocks is important for the move towards more sustainable polymers.

## Author contributions

OJH: project administration, methodology, investigation, validation, visualisation, writing. PT: resources, conceptualisation. CJG: investigation. RRL: supervision, investigation, writing. HW: supervision, writing. FLH: project design, writing, funding acquisition, supervision.

## Data availability

The data supporting this article have been included as part of the ESI.†

## Conflicts of interest

There are no conflicts to declare.

## Acknowledgements

Support for O. H. is gratefully acknowledged from Loughborough University and an EPSRC Doctoral Training



Partnership (EP/T518098/1) through UKRI ref 2585422. R. L. also acknowledges support through the EPSRC Doctoral Training Partnership (EP/T518098/1). F. H. acknowledges an EPSRC New Investigator Award (EP/W019175/1). The authors would also like to acknowledge Loughborough University Department of Chemistry for their facilities and expertise in NMR Spectroscopy and LC-MS.

## References

- 1 S. Griffiths, B. K. Sovacool, J. Kim, M. Bazilian and J. M. Uratani, *Energy Res. Soc. Sci.*, 2022, **89**, 102542.
- 2 Petrochemicals Europe interactive flowchart.
- 3 J. Chen, W. Wang, Y. Pan, D. Peng, Y. Li and C. Zou, *Polym. Chem.*, 2023, **14**, 1103–1109.
- 4 J. Lomèze, V. Lapinte, C. Negrell, J. J. Robin and S. Caillol, *Biomacromolecules*, 2019, **20**, 4–26.
- 5 V. Sharma and P. P. Kundu, *Prog. Polym. Sci.*, 2006, **31**, 983–1008.
- 6 F. Seniha Güner, Y. Yağci and A. Tuncer Erciyes, *Prog. Polym. Sci.*, 2006, **31**, 633–670.
- 7 L. Montero De Espinosa and M. A. R. Meier, *Eur. Polym. J.*, 2011, **47**, 837–852.
- 8 U. Biermann, U. T. Bornscheuer, I. Feussner, M. A. R. Meier and J. O. Metzger, *Angew. Chem., Int. Ed.*, 2021, **60**, 20144–20165.
- 9 A. S. Carlsson, *Biochimie*, 2009, **91**, 665–670.
- 10 W. E. Farr and A. Proctor, *Green Vegetable Oil Processing: Revised First Edition*, Elsevier Inc., 2013.
- 11 M. K. Gupta, *Practical Guide to Vegetable Oil Processing*, Elsevier, 2017.
- 12 S. K. Hess, N. S. Schunck, V. Goldbach, D. Ewe, P. G. Kroth and S. Mecking, *J. Am. Chem. Soc.*, 2017, **139**, 13487–13491.
- 13 B. Maiti and P. De, *RSC Adv.*, 2013, **3**, 24983–24990.
- 14 B. Maiti, S. Kumar and P. De, *RSC Adv.*, 2014, **4**, 56415–56423.
- 15 M. Decostanzi, J. Lomèze, Y. Ecochard, A. S. Mora, C. Negrell and S. Caillol, *Prog. Org. Coat.*, 2018, **124**, 147–157.
- 16 H. Gan, S. A. Hutchinson, C. Hurren, Q. Liu, X. Wang and R. L. Long, *Ind. Crops Prod.*, 2021, **171**, 113882.
- 17 J. T. Windbiel and M. A. R. Meier, *Macromol. Chem. Phys.*, 2021, **223**(12), 2100360.
- 18 J. Liu, Z. Cai and Y. Ji, *J. Appl. Polym. Sci.*, 2023, **140**(39), 54462.
- 19 I. Tarnavchyk, A. Popadyuk, N. Popadyuk and A. Voronov, *ACS Sustainable Chem. Eng.*, 2015, **3**, 1618–1622.
- 20 Z. Demchuk, O. Shevchuk, I. Tarnavchyk, V. Kirianchuk, M. Lorenson, A. Kohut, S. Voronov and A. Voronov, *ACS Omega*, 2016, **1**, 1374–1382.
- 21 Z. Demchuk, O. Shevchuk, I. Tarnavchyk, V. Kirianchuk, A. Kohut, S. Voronov and A. Voronov, *ACS Sustainable Chem. Eng.*, 2016, **4**, 6974–6980.
- 22 W. Liu, M. Wu, C. Ma, C. Liu, X. Zhang, Z. Wang and Z. Wang, *ACS Sustainable Chem. Eng.*, 2022, **10**, 13301–13309.
- 23 L. Yuan, Z. Wang, N. M. Trenor and C. Tang, *Macromolecules*, 2015, **48**, 1320–1328.
- 24 R. L. Glass, *Lipids*, 1971, **6**, 919–925.
- 25 M. Morgenstern, J. Cline, S. Meyer and S. Cataldo, *Energy Fuels*, 2006, **20**, 1350–1353.
- 26 Y. Asakuma, K. Maeda, H. Kuramochi and K. Fukui, *Fuel*, 2009, **88**, 786–791.
- 27 G. Moad, E. Rizzardo and S. H. Thang, *Polymer*, 2008, **49**, 1079–1131.
- 28 G. Moad, Y. K. Chong, A. Postma, E. Rizzardo and S. H. Thang, *Polymer*, 2005, **46**, 8458–8468.
- 29 J. Chiefari, Y. K. Chong, F. Ercole, J. Krstina, J. Jeffery, T. P. T. Le, R. T. A. Mayadunne, G. F. Meijs, C. L. Moad, G. Moad, E. Rizzardo and S. H. Thang, *Macromolecules*, 1998, **31**, 5559–5562.
- 30 S. Perrier, *Macromolecules*, 2017, **50**, 7433–7447.
- 31 F. L. Hatton, *Polym. Chem.*, 2020, **11**, 220–229.
- 32 J. Zhu, X. Zhu, Z. Cheng, J. Lu and F. Liu, *J. Macromol. Sci., Part A: Pure Appl. Chem.*, 2003, **40**, 963–975.
- 33 J. Gupta, D. J. Keddie, C. Wan, D. M. Haddleton and T. McNally, *Polym. Chem.*, 2016, **7**, 3884–3896.
- 34 M. Demetriou and T. Krasia-Christoforou, *J. Polym. Sci., Part A: Polym. Chem.*, 2008, **46**, 5442–5451.
- 35 M. Semsarilar, N. J. W. Penfold, E. R. Jones and S. P. Armes, *Polym. Chem.*, 2015, **6**, 1751–1757.
- 36 Y. Pei, L. Thuraijah, O. R. Sugita and A. B. Lowe, *Macromolecules*, 2015, **48**, 236–244.
- 37 F. Ma, L. D. Clements and M. A. Hanna, *Trans. Am. Soc. Agric. Eng.*, 1998, **41**, 1261–1264.
- 38 G. Vicente, M. Martínez, J. Aracil and A. Esteban, *Ind. Eng. Chem. Res.*, 2005, **44**, 5447–5454.
- 39 N. Hoda, *Energy Sources, Part A*, 2010, **32**, 434–441.
- 40 D. Edinger, H. Weber, E. Žagar, D. Pahovnik and C. Slugovc, *ACS Appl. Polym. Mater.*, 2021, **3**, 2018–2026.
- 41 J. Clayden, N. Greeves, S. Warren and P. Wothers, *Organic chemistry*, Oxford University Press, 2009.
- 42 K. Roos, M. Planes, C. Bakkali-Hassani, J. Mehats, A. Vax and S. Carloti, *Macromolecules*, 2016, **49**, 2039–2045.
- 43 P. Q. Huang, Y. H. Huang, H. Geng and J. L. Ye, *Sci. Rep.*, 2016, **6**, 1–10.
- 44 S. Morita, T. Yoshimura and J. I. Matsuo, *Green Chem.*, 2021, **23**, 1160–1164.
- 45 T. Iwamura, I. Tomita, M. Suzuki and T. Endo, *ACS Appl. Polym. Mater.*, 2000, **38**, 430–435.
- 46 I. Tarnavchyk, A. Popadyuk, N. Popadyuk and A. Voronov, *ACS Sustainable Chem. Eng.*, 2015, **3**, 1618–1622.
- 47 Z. Demchuk, O. Shevchuk, I. Tarnavchyk, V. Kirianchuk, A. Kohut, S. Voronov and A. Voronov, *ACS Sustainable Chem. Eng.*, 2016, **4**, 6974–6980.
- 48 R. Naureen, M. Tariq, I. Yusoff, A. J. K. Chowdhury and M. A. Ashraf, *Saudi J. Biol. Sci.*, 2015, **22**, 332–339.
- 49 F. Jin, K. Kawasaki, H. Kishida, K. Tohji, T. Moriya and H. Enomoto, *Fuel*, 2007, **86**, 1201–1207.



- 50 L. A. Anderson and A. K. Franz, *Energy Fuels*, 2012, **26**, 6404–6410.
- 51 B. Nieva-Echevarría, E. Goicoechea, M. J. Manzanos and M. D. Guillén, *Food Res. Int.*, 2014, **66**, 379–387.
- 52 C. Fauhl, F. Reniero and C. Guillou, *Magn. Reson. Chem.*, 2000, **38**, 436–443.
- 53 L. L. Gur'eva, A. I. Tkachuk, Y. I. Estrin, B. A. Komarov, E. A. Dzhavadyan, G. A. Estrina, L. M. Bogdanova, N. F. Surkov and B. A. Rozenberg, *Polym. Sci., Ser. A*, 2008, **50**, 283–290.
- 54 Y. Sun, L. Fu, M. Olszewski, K. Matyjaszewski, Y. Sun, L. Fu, M. Olszewski and K. Matyjaszewski, *Macromol. Rapid Commun.*, 2019, **40**, 1800877.
- 55 B. De Lambert, M. T. Charreyre, C. Chaix and C. Pichot, *Polymer*, 2005, **46**, 623–637.
- 56 Y. Cao, X. X. Zhu, J. Luo and H. Liu, *Macromolecules*, 2007, **40**, 6481–6488.
- 57 B. A. Abel and C. L. McCormick, *Macromolecules*, 2016, **49**, 465–474.
- 58 O. Creese, P. Adoni, G. Su, A. Romanyuk and P. Fernandez-Trillo, *Polym. Chem.*, 2019, **10**, 5645–5651.
- 59 N. J. Fox and G. W. Stachowiak, *Tribol. Int.*, 2007, **40**, 1035–1046.
- 60 S. A. Harrison and D. H. Wheeler, *J. Am. Chem. Soc.*, 1951, **73**, 839–842.
- 61 N. G. Gaylord, *J. Polym. Sci.*, 1956, **22**, 71–78.
- 62 D. J. Carlsson, K. U. Ingold, H. G. Kuivila, L. W. Menapace, C. R. Warner, J. Am, R. J. Strunk, O. Chem, C. Walling, J. H. Cooley, A. A. Ponnaras, E. J. Racah, A. K. Sawyer and C. Ind, *Tetrahedron Lett.*, 1968, **90**, 2041.
- 63 D. B. Thomas, A. J. Convertine, L. J. Myrick, C. W. Scales, A. E. Smith, A. B. Lowe, Y. A. Vasilieva, N. Ayres and C. L. McCormick, *Macromolecules*, 2004, **37**, 8941–8950.
- 64 D. J. Keddie, G. Moad, E. Rizzardo and S. H. Thang, *Macromolecules*, 2012, **45**, 5321–5342.
- 65 S. Zhou, Y. Zhao, Y. Cai, Y. Zhou, D. Wang, C. C. Han and D. Xu, *Polymer*, 2004, **45**, 6261–6268.
- 66 J. Cai, Z. Wei, W. Luo and W. Hu, *Polymer*, 2022, **252**, 124922.

