



Cite this: RSC Adv., 2025, 15, 8367

Advances in the synthesis of Fe-based bimetallic electrocatalysts for CO₂ reduction

Ayesha Zafar,^{†a} Adnan Majeed,^{ID†a} Abdul Ahad,^c Muhammad Adnan Iqbal,^{ID*ab} Tanveer Hussain Bokhari,^c Zanira Mushtaq^a and Shahzaib Ali^a

Achieving carbon neutrality and slowing down global warming requires research into the electrochemical CO₂ reduction reaction (CO₂RR), which produces useful compounds. Utilizing renewable energy to meet carbon-neutral energy goals produces single-carbon (C₁) and multi-carbon (C₂₊) goods. Efficient and selective electrocatalysts are essential to advancing this revolutionary technology; bimetallic Fe-based catalysts work better than their monometallic counterparts because multiple metals work synergistically to reduce CO₂ levels. A thorough summary of recent developments in the synthesis of Fe–X bimetallic catalysts will be provided in this review, with an emphasis on key performance indicators like stability, faradaic efficiency, potential, current density, and primary product production. In addition, this analysis will look at representative instances of Fe bimetallic catalysts that are well-known for their selectivity in generating particular alcohols and hydrocarbons, clarifying the mechanics behind CO₂ reduction, pointing out existing difficulties, and examining the potential of electrosynthesis processes in the future.

Received 17th December 2024

Accepted 4th March 2025

DOI: 10.1039/d4ra08833f

rsc.li/rsc-advances

^aDepartment of Chemistry, University of Agriculture Faisalabad, Faisalabad-38000, Pakistan. E-mail: adnan.iqbal@uaf.edu.pk; aayeshazafar99@gmail.com; 2021ag2578@uaf.edu.pk; zanira14802@gmail.com; zaibsm@gmail.com

^bOrganometallic and Coordination Chemistry Laboratory, University of Agriculture Faisalabad, Faisalabad-38000, Pakistan

^cDepartment of Chemistry, Government College University Faisalabad, Faisalabad-38000, Pakistan. E-mail: aa.ahad9998@gmail.com; tanveer.bokhari@yahoo.com

[†] Both are the first authors.

1. Introduction

Over the past 170 years, human activity has caused a sharp rise in CO₂ emissions, which has resulted in ocean acidification and global climate change.^{1,2} Terrestrial ecosystems only absorb around 30% of CO₂ produced by humans annually, which is insufficient to offset anthropogenic emissions, and the amount



Ayesha Zafar

Miss Ayesha Zafar was born in Punjab-Pakistan in November 1997. She completed her schooling and college education in the city of Jaranwala-Pakistan and did her Graduation in BS Chemistry at Government Post-graduate College Jaranwala Pakistan in October 2020. She then joined the University of Agriculture Faisalabad in September 2021 for an MPhil in Chemistry in organometallics and coordination chemistry

under the supervision of Dr Muhammad Adnan Iqbal Associate Professor University of Agriculture Faisalabad and completed her MPhil degree in August 2023. Her research work during MPhil was on the synthesis of metal complexes and their catalytic applications.



Adnan Majeed

Mr Adnan Majeed was born in Punjab, Pakistan, in January 1998. He completed his schooling and college education in Sargodha, Pakistan. He earned his Bachelor's degree in Chemistry from The University of Lahore in August 2021, where he was awarded a Gold Medal for outstanding academic performance. In September 2021, he joined the University of Agriculture Faisalabad to pursue an MPhil in Chemistry,

specializing in catalysis, organometallics, and coordination chemistry, under the supervision of Dr Muhammad Adnan Iqbal, Associate Professor at the University of Agriculture Faisalabad. He successfully completed his MPhil degree in August 2023. His research interests include organo-photocatalysis, photocatalysis, photooxidation, wastewater treatment, DFT, RSM analysis, and the synthesis of organometallic compounds and their catalytic applications.



**Abdul Ahad**

Mr Abdul Ahad was born in Punjab-Pakistan on 6 June 1999. He completed his schooling and college education in the city of Jaranwala-Pakistan and did his Graduation in BS Chemistry at Punjab Group of College Jaranwala campus affiliated with Government College and University of Faisalabad Pakistan in October 2023. With hands-on experience as an Assistant Lab Chemist at Tariq Corporation and a Cutting Quality Controller at Sadaqat Limited (2020–2023), he has honed his technical and analytical skills. Passionate about applying his expertise in a dynamic setting, he thrives on challenges and innovation.

**Muhammad Adnan Iqbal**

Dr Muhammad Adnan Iqbal was born in Punjab-Pakistan in April 1984. He completed his schooling and college education in the city of Faisalabad-Pakistan and his Bachelor's degree in Chemistry at the University of the Punjab-Lahore-Pakistan in August 2007. He completed his Master's (MPhil) in Environmental Sciences at the College of Earth and Environmental Science, University of the Punjab, Lahore in 2010 and in parallel served as Lecturer of Chemistry at Minhaj University Lahore till July 2010. He then joined Universiti Sains Malaysia, Penang-Malaysia in July 2010 for MS leading to PhD study in Dr Rosenani A. Haque's laboratory on a fellowship. He completed his PhD in Organometallic Chemistry in April 2014 and got an opportunity for a postdoctoral fellowship at the same research laboratory. During his PhD studies, Dr Iqbal visited the University of Western Australia, Perth, Australia on a research attachment at Professor Murray Baker's research Laboratory. He finally joined the University of Agriculture Faisalabad in September 2015 as an Assistant Professor. Currently, he has established an organometallic and coordination chemistry laboratory at UAF community college, University of Agriculture Faisalabad-Pakistan with the help of funding from the Higher Education Commission of Pakistan through one SRGP, two NRP research grants, PSF and PAS. His research interests include the synthesis of metallodrugs. Dr Iqbal has published more than 150 research and review articles in international journals, a book on organometallic chemistry, and three book chapters. He is the managing editor of a reputable research journal, the Journal of Angiotherapy. He has produced 5 PhD and 57 MPhil degree holders in the field of Chemistry. He has organized several workshops, Seminars, and Symposiums. He has national (LUMS, University of the Punjab, Lahore, GC University Faisalabad, etc.) and international (University of Western Australia, Perth, Universiti Sains Malaysia, Malaysia, St John's University, USA) research collaborations.

of CO₂ in the atmosphere has dramatically increased in recent decades, reaching 400 ppm for the first time in human history. Since the late 1950s, the Mauna Loa Observatory in Hawaii has been continually monitoring atmospheric CO₂, and as of 2024,

**Tanveer Hussain Bokhari**

Prof. Dr Tanveer Hussain Bokhari holds a PhD degree in Chemistry from GC University, Lahore after being awarded the Indigenous Scholarship for PhD by the Higher Education Commission Islamabad. He did his post-doctoral studies at BYU, USA. He has published 160 research papers at international and national levels in well-reputed journals and is the author of two books. Currently, he is serving as a Professor of Chemistry at the Department of Chemistry, Government College University Faisalabad, where he was awarded the Research Productivity Award for the years of 2011 and 2012 by the Pakistan Council for Science and Technology, Islamabad-Pakistan.

**Zanira Mushtaq**

Zanira Mushtaq was born in Punjab-Pakistan in March 2000. She completed her Bachelor's degree in Chemistry from Government College University Faisalabad in August 2021 having outstanding academic performance, and her Master's degree in Chemistry from the University of Agriculture Faisalabad, Pakistan in 2023. Her research interests are Computational chemistry, DFT/TD-DFT, Sensitizers, Dyes, Photovoltaics, Solar cell Applications, Dye-sensitized solar cells, the Role of Pi-spacers, and Next-generation cells.

**Shahzaib Ali**

Mr Shahzaib was born in Punjab-Pakistan in March 1997. He completed his schooling and college education at Faisalabad-Pakistan and his Bachelor's degree in Chemistry at Govt College University Faisalabad, Pakistan in January 2021. He then joined the University of Agriculture Faisalabad in September 2021 for an MPhil in Chemistry in organometallics and coordination chemistry under the supervision of Dr Muhammad Adnan Iqbal Associate Professor at the University of Agriculture Faisalabad. He completed his MPhil degree in August 2023. His research interests are Computational Chemistry, Organic Solar Cells, photooxidation, and wastewater treatment.



CO₂ concentrations are approximately 417 ppm. One of the main causes of climate change, this represents a sharp rise from pre-industrial levels of about 280 ppm.^{3–5} According to predictions, if present emission trends continue, CO₂ levels might surpass 450 ppm by 2030. If immediate mitigation measures are not taken, some models forecast significantly higher concentrations.⁶ Over 450 ppm could dramatically raise the probability of catastrophic climate consequences, including more severe and frequent heatwaves, rising sea levels, and disturbances to ecosystems and food security.⁷

Although CO₂ is a very stable molecule that is usually inert, it can undergo electrochemical activation and be transformed into reduced products through the CO₂ reduction reaction (CO₂RR) with the help of protons in solution and appropriate cathodic reduction potentials.^{8,9} Several methods have been suggested to change CO₂ into value-added products, such as chemical transformation,^{10,11} reduction by photocatalysis,^{12–14} reduction by electrocatalysis,^{15,16} thermal catalysis,^{17,18} photo-thermal catalysis,¹⁹ as well as biological conversion.^{20,21} The simplicity, mild reaction conditions, environmental compatibility, and possible integration with energy from renewable sources of electrocatalytic CO₂ reduction (eCO₂RR) make it stand out among these applications. Since CO₂ has a linear, symmetrical structure with a zero-dipole moment, it is stable and challenging to activate in electrocatalytic reduction. Because of the molecule's symmetry, the opposing dipoles of the C=O bonds cancel each other out, resulting in a low electron density around the molecule's center, especially close to the carbon atom. The molecule's general lack of a dipole moment is a result of the decreased electron density surrounding the carbon center. It is more difficult to activate CO₂ due to its low electron density. Effective electrocatalytic reduction requires the catalyst to capture and hold CO₂ molecules long enough for the reaction. However, CO₂ lacks a strong dipole and other reactive properties, making it more difficult to activate for the reduction process. This demands extremely effective catalysts that can change CO₂'s electron density or aid in breaking its strong C=O bonds.^{22,23} A significant over-potential is needed for CO₂ activation due to the dissociation energy needed to break the C=O bond, which is more than 750 kJ mol^{–1}, leading to poor energy efficiency and high operational costs.²⁴ The shale gas revolution of the last twenty years, especially the large amounts of ethane (3–12% fraction) from shale gas, has changed the dynamics of the global energy market and produced an excess of ethane despite its relatively low market price, which is especially noticeable in the United States.^{25,26} Studies on CO₂ reduction for CO and carbon-based energy sources^{27–29} have gained increasing attention owing to rising atmospheric CO₂ levels and expanding energy demands, with a focus on finding inexpensive, efficient, and selective catalysts.^{30–32} These catalysts include homo-bimetallic sites (Fe–Fe, Co–Co, Ni–Ni, Cu–Cu) that indicate enhanced reactivity in comparison to monometallic counterparts, while hetero-bimetallic catalysts remain relatively overlooked.^{33–41}

Efficient CO₂ reduction catalyst design is hard due to stability, huge potentials,^{29,42} restricted solubility, competing HER, and slow kinetics.^{43–46} Reduced activation barriers are

critical for improving electrocatalyst efficiency and selectivity. Despite the beneficial features of iron-group metallic alloys and compounds, their efficacy as catalysts in CO₂ reduction remains insufficient due to low activity and stability.^{47,48} Because Fe is so readily available, it is essential to build highly efficient Fe–N–C catalysts. With the abundance of iron, there is a need to produce these catalysts. Fe-porphyrins treated with phenolic groups showed remarkable CO faradaic yields exceeding 90% without degradation, emphasizing Fe–N₄ sites in macrocycles as active centers.⁴⁹ The incorporation of Fe atomically into nitrogen-doped carbon substrates, such as Fe–N–C catalysts, has demonstrated remarkable catalytic reactivity towards CO₂ reduction to CO, with Fe–N₄ sites largely studied as active sites in several investigations.^{50–53} Fe species provide dynamic surface manipulation, which is critical for understanding structure dynamics and rational catalyst designing in CO₂ electro-reduction reaction (CO₂ERR).^{54–56} Recent studies reveal that heteroatom inclusion in carbon support alters the electrical environment, allowing tailored Fe sites to lower the energy of activation limitations in electrocatalysis.⁵⁷ Fe or Cu-based metals/alloys are widely used as catalysts in CO₂ reduction; Fe has significant catalytic activity and a minimal energy barrier, whereas Cu has excellent CO₂ adsorption traits and resistance to coking.^{58–61} In addition to heteroatom inclusion, the use of a second metal atom in Fe-based materials also termed dual-atomic catalysts (DACs) improves catalytic activity synergistically. CO₂ reduction relies on DACs, while Ru, Fe, Mn-based homogeneous, and Cu-based heterogeneous catalysis provide viable alternatives.^{62–72} The adsorbate–metal surface interaction in Fe–N–C single-atom catalysts (also known as SACs) is influenced by the shift of the d-band center.⁷³ Determining the intensity and kind of these interactions between molecules is largely dependent on this change. Consequently, it has a major effect on the catalytic activity. Integrating heteronuclear metal atoms such as Ni, Co, and Zn permits electronic structure adjustment, which facilitates adsorbate absorption as well as desorption on the surface of the catalyst.^{74–76} Recently, multiple reviews have investigated the CO₂ERR, spanning diverse catalysts like as copper–palladium nanoalloys,⁹ Cu-based nanocrystals,⁷⁷ bimetallic chalcogenides,⁷⁸ bimetallic catalysts with atomic sites,⁷⁹ Bi-based,⁸⁰ Ni-based,⁸¹ Sn-based,⁸² and carbide-based bimetallic catalysts.⁸³ Fe-based bimetallic electrocatalysts are superior to other metals because they are more affordable, widely available, and have better selectivity for CO₂ reduction products. When it comes to stability, efficiency, and scalability, they can perform better than single-metal catalysts like Cu. There is currently no review that provided in-depth analysis of the research on Fe-based bimetallic electrocatalysts for CO₂ reduction. Given the growing importance of electrolytic CO₂ reduction, the performance of Fe-based bimetallic catalysts merits a thorough examination. This research focuses on the production, implementation, and mechanistic understanding of these catalysts in CO₂ electrocatalysis, covering a wide spectrum of product forms. Furthermore, the study highlights the problems and opportunities in developing and comprehending Fe-based bimetallic electrocatalysts, which offer useful insights for future research paths in this sector.



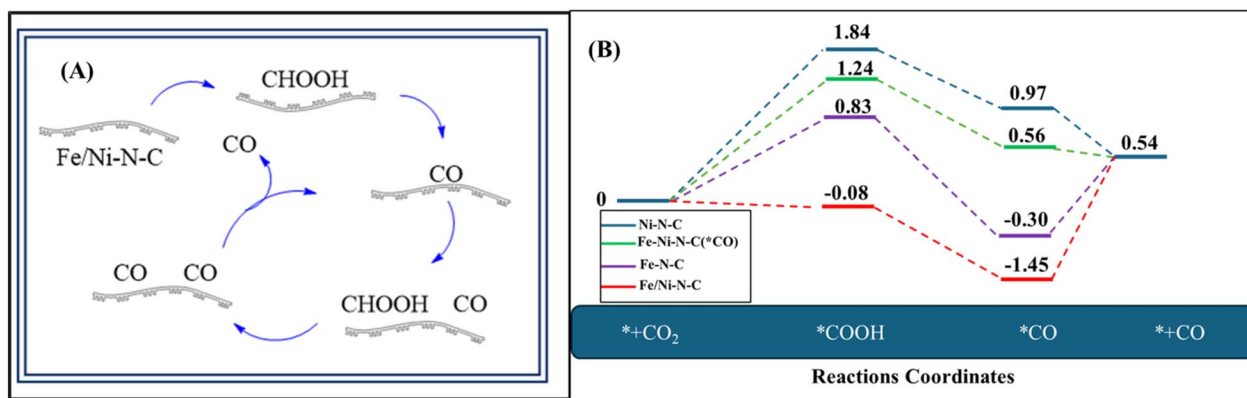


Fig. 1 (A) Proposed paths for reduction of CO₂ into CO over Fe/Ni-N-C. (B) Using DFT, the electrochemical reduction of CO₂ to CO on Fe-N-C, Ni-N-C, and Fe/Ni-N-C with and without adsorbed *CO was represented by a free energy diagram.

2. CO₂ reduction pathways over Fe-based bimetallic electrocatalysts

Fe/Ni-N-C materials were used as electrocatalytic reduction (ECR) catalysts by Huiying Tian and coworkers. These substances were utilized to speed up the electrochemical processes that produce CO.⁸⁴ Fig. 1A illustrates the CO₂ reduction into CO over the Fe/Ni-N-C catalyst. For the catalytic reduction of CO₂ into CO, the Fe/Ni-N-C catalyst provides sites for CO₂ to bind, and Fe/Ni acts as active centers for the reduction. For binding, CO₂ accepts electrons and protons from the electrolyte solution and converts them into intermediate CO precursors such as CHOOH. This reaction is typically completed in two steps CO₂ → CHOOH → CO* as mentioned in Fig. 1. The Fe/Ni-N-C electrocatalyst achieved an impressive (faradaic efficiency of CO) FE_{CO} of 92.9% at -0.677 V vs. (reversible hydrogen electrode) RHE, indicating great efficiency. The system retained an elevated current density and faradaic efficiency for the generation of CO (FE_{CO}) when applied in a continuous flow cell at scale, holding onto over 89% shortly after 40 hours of electrolysis. Because of the binary metals combined effect, charge transfer rates were increased, resulting in favorable kinetics and long-term, effective electrochemical performance.⁵⁷

To thoroughly investigate the combined effect of Ni-N-C, Fe-N-C, and Fe/Ni-N-C on ECR, DFT studies were performed utilizing the computational hydrogen electrode technique.⁸⁵ In electrocatalytic CO₂ reduction, the Fe atom's electrical properties and catalytic action are largely determined by its spin orientation.^{86,87} Fe can exist in both high and low spin states in bimetallic Fe-based catalysts, which affects the electron distribution in the d-orbitals and changes the CO₂ and intermediate adsorption strength.⁸⁸ While a low-spin level may produce more stable, less reactive configurations, a high-spin state can increase the activation of CO₂ by offering more accessible electron states.⁸⁹ The impact of these spin arrangements on the CO₂ reduction reaction mechanism and efficiency is clarified using DFT simulations. The major catalytic sites, Me-N₄ motifs, were used as single-site models based on prior investigations.^{51,90} The electrocatalytic reduction (ECR) process involved typical two-electron and two-proton transfer reactions,

culminating in the creation of *COOH and *CO intermediates. The symbol asterisk (*) represents the active site. Ni-N-C, Fe-N-C, and Fe/Ni-N-C optimized geometries served as computational models for the investigation.^{91,92} On Fe-N-C sites, the rate-determining step was *CO → CO_(g), while on Ni-N-C sites, it was CO_{2(g)} → *COOH. Fe/Ni-N-C generated *COOH intermediates easily, while *CO desorption was difficult. Fe/Ni-N-C adsorbed with *CO intermediates had a much smaller free energy shift for the rate-determining phase *CO → CO_(g), indicating easier desorption. This shows that Fe/Ni-N-C provides more active sites by efficiently combining the benefits of Ni-N-C and Fe-N-C sites, increasing CO generation catalytic activity. CO₂ adsorption on Fe-Ni bimetallic sites, electron and proton transfer pathways to form *COOH within *CO intermediate, and subsequent CO_(g) desorption to regenerate Fe-Ni-N-C (*CO) are the suggested ECR reaction routes on Fe/Ni-N-C. This highlights the increased catalytic activity seen in the studies. The Fe, Ni bimetallic nitrogen-doped carbon successfully lowered the energy barriers of *COOH intermediate production and *CO-to-CO, improving favorable kinetics and increasing ECR activity, verified by the DFT calculations. According to the findings of the calculations above, the suggested ECR reaction pathways of CO₂ to CO on Fe/Ni-N-C and their energy diagram using DFT calculation are shown in Fig. 1.⁸⁴

3. Bimetallic graphene catalysts: mechanistic pathways for CO₂ reduction and CH₄ production

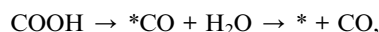
Previous studies have shown that single-atom-doped graphene is exceptionally efficient for catalyzing CO₂RR.⁹³⁻⁹⁶ Researchers have studied diverse doping techniques for adding transition metals to the graphene, demonstrating that bimetal single-atom-doped catalysts have greater catalytic performance than standard single-atom-doped catalysts.⁹⁷⁻¹⁰⁰ Run Zhang *et al.*, employed DFT calculations for examining CO₂RR on three bimetal-doped graphene catalysts, Cu-Ni/DG, Cu-Fe/DG, and Fe-Ni/DG. Different reduction pathways yield various products



Table 1 Summary of adsorption energy of different reaction intermediates for the production of CH₄ on Cu–Fe/DG and Fe–Ni/DG catalysts

Reaction intermediates	Potential energy (eV)	
	Cu–Fe/DG	Fe–Ni/DG
*CO	–1.7	–2.81
*HCOOH	0.78	–0.27
*CH ₂ O	–1.46	–2.05
*CH ₃ OH	0.97	–0.44
*CH ₄	0.70	–0.76

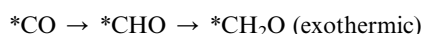
such as CH₄, CH₃OH, HCOOH, and CO. In the initial stages of CO₂RR on doped graphene, CO₂ adsorption occurs, characterized by analysis of E_{ads} , electron density difference, density of state (DOS), as well as Integrated Crystal Orbital Hamiltonian Population (ICOHP). Compared to Cu–Fe/DG, CO₂ reacts more strongly with iron-based Fe–Ni/DG. The catalytic performance of the material is improved by this greater contact. Electron density difference, DOS, and ICOHP studies reveal more robust interactions between certain dopants (Fe and Ni) and CO₂.^{84,101} Table 1 summarizes the adsorption energies of process intermediates on bimetal-doped Fe catalysts. When CO₂ is first protonated, it produces *COOH or *OCHO, which can then be hydrogenated again to generate CO or HCOOH. These changes proceed in many ways:



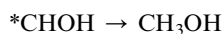
and



On Cu–Fe/DG, Cu–Ni/DG, and Fe–Ni/DG catalysts, the high adsorption of CO and HCOOH encourages continued reduction as intermediates. Nevertheless, significant free energy barriers prevent CO and HCOOH from being desorbed from the catalyst's surface, which presents problems for product release. In the CO₂ reduction reaction, CH₃OH is a potential product. Four pathways for CO₂ → CH₃OH involve *CO or *HCOOH as intermediates. *CO undergoes the following reactions:



or

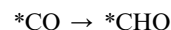


*CHO is exothermically converted to *CH₂O on Cu–Ni/DG and Cu–Fe/DG. On the other hand, *CHO into *CHOH conversions on Fe–Ni/DG are endothermic.

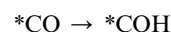


This distinction draws attention to the different energetics of different catalysts for these reactions.

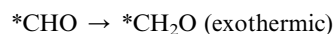
The thermodynamic favorability of *CH₂O formation is highlighted by its reduced variance in free energy, which is why it is preferred over *CHOH formation. This preference highlights the role that energetics play in identifying the paths of reactions. Six routes for CO₂ → CH₄ reduction were investigated, using *CO or *HCOOH as intermediaries. *CO undergoes the following conversions:



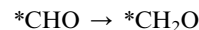
or



It resulted in *CHO or *COH and finally CH₄ by additional hydrogenation. *CO prefers *CHO production because of the lower free energy fluctuation. On Cu–Ni/DG and Cu–Fe/DG,



While, Fe–Ni/DG prefers,



Path 3 is the best route from Path 1 to Path 5, demonstrating its effectiveness and fit for the intended change. Nevertheless, route 6 (*OCHO → *HCOOH) doesn't work as the best route for Fe–Ni/DG due to significant free energy fluctuation. The optimized pathway is Path 6, which is exothermic on Cu–Fe/DG and Cu–Ni/DG.¹⁰¹



Because CO₂ interacts with Fe or Ni atoms more strongly than its interaction with Cu, Fe–Ni/DG is more stable than Cu–Ni/DG and Cu–Fe/DG. The catalytic potential of Fe–Ni/DG for CO₂ conversion reactions is highlighted by its improved stability. Fe–Ni/DG becomes more prominent in bimetal-doped graphene systems because of its increased stability, which implies that it can support effective and long-lasting catalytic activity. Graphene doped with Cu, Fe, and Ni shows significant selectivity for CO₂ reduction over hydrogen evolution (HER), suggesting that these materials are effective catalysts for CO₂ conversion processes, with various product outcomes seen for the initial protonation step of CO₂ on these catalysts.

4. FeCo-Pc catalysts for multi-carbon (C₂) product formation

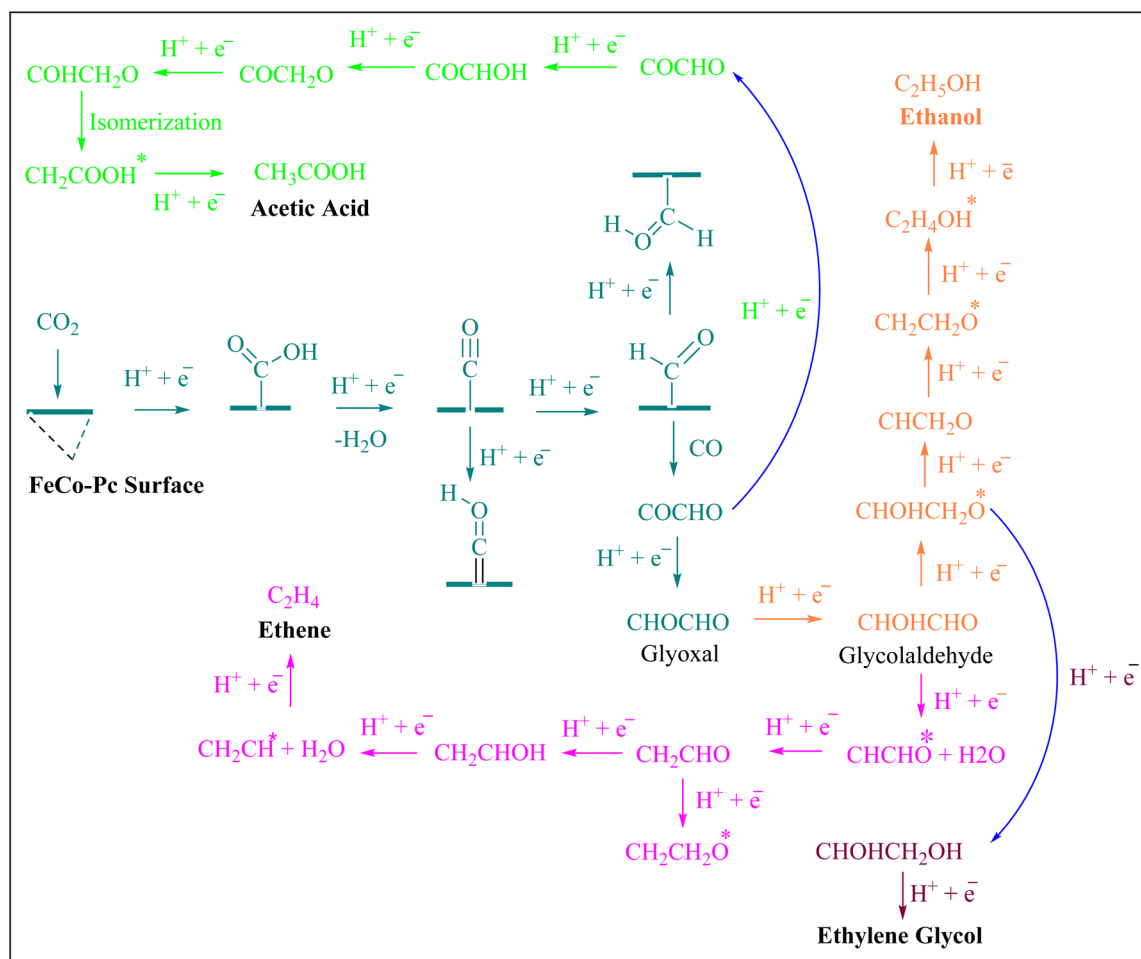
FeCo-Pc catalyst with dual metal–nitrogen active sites for efficient CO₂RR. FeCo-Pc overcomes the challenge of C–C coupling seen in single-atom catalysts,^{102,103} enabling the production of



Table 2 Summary of reaction intermediates generated during the formation of C₂₊ products with their possible potential energy over FeCo-Pc catalyst

Compound	Reaction intermediate	Potential energy (eV)
C ₂ H ₄	COOH*	0.13
	CO*	0.23
	CHO*	0.68
	COCHO*	0.70
	CHOCHO*	0.38
	CHOHCHO*	0.55
	CHCHO*	0.27
	CH ₂ CHO*	0.17
	CH ₂ CHOH*	0.06
	CH ₂ CH*	0.51
C ₂ H ₅ OH	CHOHCH ₂ O*	0.41
	CHCH ₂ O*	0.21
	CH ₂ CH ₂ O*	0.40
	C ₂ H ₂ OH*	0.71
CH ₃ COOH	COCHOH*	0.57
	COCH ₂ O*	1.59
	COHCH ₂ O*	0.26
	CH ₂ COOH*	0.60
CH ₂ OHCH ₂ OH	CHOHCH ₂ OH*	0.16
	CH ₂ OHCH ₂ OH*	0.20

C₂ products, as shown in Table 2. These C₂ products include C₂H₄, CH₂OHCH₂OH, C₂H₅OH, and CH₃COOH with enhanced selectivity, due to the cumulative effects of Fe and Co dual active sites anchored within phthalocyanine (FeCo-Pc).¹⁰⁴ The computations are performed using the Gaussian 09 program, PBE exchange–correlation functional, and 6-31G* basis sets.^{105,106} C–C coupling processes in CO₂ reduction are critical for comprehending multi-carbon product generation.^{107,108} Water plays an important role in the reduction of CO₂ because it influences intermediate hydration, provides protons for product production, and functions as a solvent for ion transport. Additionally, through the oxygen evolution reaction (OER), it competes with CO₂ reduction and affects catalyst behavior.^{109,110} CO was identified as a crucial intermediate, discovered by *in situ* spectroscopy.^{111,112} PCETs generate C₁ intermediates like CHO* and COH*, with thermodynamics and kinetics assessed on FeCo-Pc surfaces. CO to CHO* (formyl group) is produced by further reducing *CO and adding an extra proton and electron. Usually, this process produces more valuable chemicals such as alcohols and aldehydes. In the case of COH* protonation step is required for the formation of COH*, but not the complete reduction required to generate *CHO. In the synthesis of other C₁ products, such as ethanol or



Scheme 1 Possible electrochemical reaction pathways of CO₂ over Fe-based bimetallic catalyst into C₂₊ products.



methane, this is frequently a transitional stage. CO dimerization, proposed as the initial step to C_{2+} products, and carbene (CH_2^*) coupling with CO^* to form $COCH_2^*$ or CH_2CO^* , are investigated.^{42,113} However, the generation of “dead-end” intermediates, such as $COCO^*$ and other C–C linked intermediates, tightly bound to FeCo-Pc, incurs high energy consumption, creating kinetic obstacles and surface contamination. Electrolytes C–C coupling pathways are influenced by pH,¹¹⁴ with high pH favoring CO^* to COH^* conversion and CO^* coupling with CHO^* to generate $COCHO^*$, boosting C_2 synthesis.^{115,116} $COCHO^*$ formation has a lower activation barrier compared to CHO^*-CO^* precursors, demonstrating its thermodynamic favorability and potential to provide more C_2 products in CO_2 RR on FeCo-Pc surfaces.¹¹⁷ In an aqueous solution, the relative stability of $COOH^*$ as well as $OCHO^*$ in CO_2 RR against H^* in HER affects the competing processes of the H_2 evolution reaction (HER).¹¹⁸ FeCo-Pc prefers CO_2 RR over HER due to larger free energy changes for $COOH^*$ and $OCHO^*$ production against adsorbed H^* . $COOH^*$ has a smaller overpotential than $OCHO^*$, indicating FeCo-Pc prefers CO_2 RR.^{119,120} The electro-conversion of CO_2 to C_2H_4 is important for the C_2H_4 industry, however, it faces challenges with an elevated overpotential and multi-electron transfer processes.^{121,122}

FeCo-Pc catalysts increase CO_2 RR by favoring $COOH^*$ over H^* , resulting in C_2H_4 generation. During CO reduction, CHO^* formation takes precedence over COH^* formation. The rate-limiting step for C_2H_4 generation is coupling CHO^* with CO^* to generate $COCHO^*$.²² FeCo-Pc surfaces aid in producing C_2H_4 by reducing $COCHO^*$ to glycolaldehyde and hydrogenating further. FeCo-Pc catalysts provide a viable avenue for the electrochemical process to transform CO_2 into ethanol (C_2H_5OH), a critical commodity chemical, *via* C–C coupling reactions. The procedure is optimized by hydrogenating typical intermediates with ethylene (C_2H_4). $CHOHCHO^*$ is found as a selectivity-determining molecule. Thermodynamically, C_2H_5OH is produced through the optimum process of $CHOHCHO^*$ hydrogenation to $CHOHCH_2O^*$.^{117,123,124}

The rate-limiting step (RLS) for C_2H_5OH creation involves the hydrogenation process of $CH_2CH_2O^*$ to $C_2H_4OH^*$, which has a greater barrier than the formation of C_2H_4 . The preference for $CHCHO^*$ or $CHOHCH_2O^*$ production during $CHOHCHO^*$ reduction determines the selectivity of C_2H_4 and C_2H_5OH . Increasing potential increases the feasibility of producing C_2H_4 and C_2H_5OH on FeCo-Pc, with all fundamental stages downward energetically at -0.66 V-RHE. Previous investigations have discovered ethylene glycol to be a negligible product in CO_2 RR utilizing catalysts such as Au, Ru, and Cu.^{125–127} Calvino *et al.*, recently proved that CO_2 RR may be converted to ethylene glycol (CH_2OHCH_2OH) using a transition-metal phosphide catalyst. $CHOHCHO^*$, like C_2H_4 and C_2H_5OH , determines the selectivity of CH_2OHCH_2OH production. Protonation of $CHOHCH_2O^*$ results in the formation of $CHOHCH_2OH^*$, which is preferred over $CHCH_2O^*$. This is then transformed into ethylene glycol. Geometry optimization demonstrates that CH_2OH is not chemisorbed, indicating that it prefers the formation pathway over C_2H_5OH . Both CH_2OHCH_2OH and C_2H_5OH have an identical kinetic barrier for $CHOHCH_2O^*$ production, resulting in

C_2H_4 selectivity.^{104,128–130} Possible electrochemical reduction pathways for CO_2 into C_2 products are shown in Scheme 1.

5. Fe-based bimetallic electrocatalysts: advanced pathways for CO_2 reduction

As previously reported, nitrogen-doped carbon nanotubes with Fe/Fe₃N nanoparticles improve the catalytic performance of the oxygen reduction process (ORR) by exposing active areas and enabling electron transport.^{131–134} Before pyrolysis, Fe-doped zinc-imidazole frameworks (ZIF-8) were changed with phosphomolybdic acid hydrate (PMo), resulting in the formation of Fe nanoparticles contained within molybdenum and nitrogen-co-doped carbon scaffolds (Fe-NP/MNCF). In CO_2 electrolysis powered by a Zn–air battery (ZAB), Fe-NP/MNCF served as a dual-functional catalyst during ORR and CO_2 RR. To synthesize, $Fe(NO_3)_3 \cdot 9H_2O$, $Zn(NO_3)_2 \cdot 6H_2O$, and PMo were dispersed in 2.5 mL of water that was deionized by ultrasound. The precursor was calcined at 900 °C in an argon environment for 2 hours to produce Fe-NP/MNCF, as illustrated in Fig. 2A.^{135,136}

Nitrogen-doped carbon was obtained by annealing ZIF-8 at 950 °C in an argon environment. The final product, called ZIF-NC, has a three-dimensional porous structure.¹³⁷ FeNi@N-CNTs catalysts were developed by wet impregnation and thermal processing. The heat was applied at 1100 °C to produce FeNi@N-CNTs-*X*, where *X* is the temperature at which they were annealed (Fig. 2B). By encasing the FeNi alloy in N-CNTs, this synthesis method enhances the catalytic properties for potential CO_2 reduction uses. Better CO_2 ER activity and stability were demonstrated by FeNi@N-CNTs-1100, which showed over 90% CO faradaic efficiency spanning a wide potential range (-0.47 to -0.97 V vs. RHE). Optimized *COOH adsorption and *CO desorption were credited with improving catalytic activity and CO selectivity.^{138,139}

Xiao Han *et al.* employed a solution approach to create FeNi precursors, which were subsequently transformed into a variety of FeNi-NC catalysts *via* one-step pyrolysis. Dissolved $Ni(NO_3)_2 \cdot 6H_2O$, $Zn(NO_3)_2 \cdot 6H_2O$, and $Fe(NO_3)_3 \cdot 9H_2O$ in 80 mL of methanol and stirred thoroughly. Separately, another 80 mL of methanol was used to dissolve 2-methylimidazole and added to the metal nitrate solution. The resultant mixture was agitated constantly for 8 hours to produce the catalyst precipitate. The resulting precipitate washed away with the solvent methanol centrifuged, evaporated at 60 °C, and powdered to produce Fe₃Ni₇-ZIF samples with different Fe/Ni ratios, as illustrated in Fig. 2C. These catalysts attain about 100% overall Faraday efficiency by promoting CO_2 electroreduction into CO and H_2 . Furthermore, we discovered that altering the applied potential across a large range throughout the procedure makes it simple to change the syngas ratio from 1 : 1 to 6 : 1 (CO/H_2). Because of its versatility, syngas can be utilized to manufacture fuels and raw materials for chemicals.¹⁴⁰

The unique features of doped Cu in Fe–N–C catalysts, including its numerous oxidation states, which facilitate fast electron transfer,^{87,141} ability to particularly manufacture C_{2+}



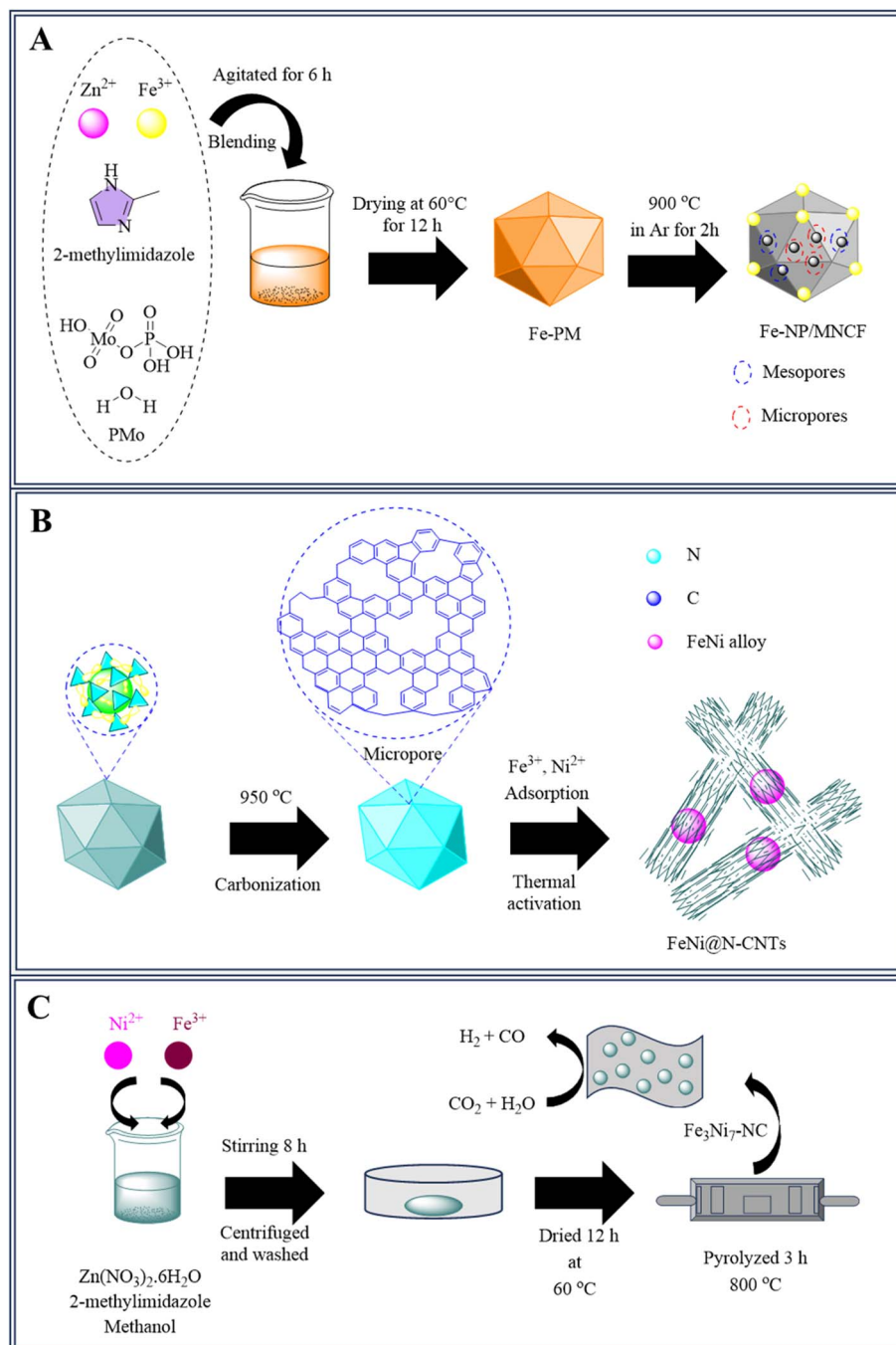


Fig. 2 (A) Synthesis of Fe-NP/MNCF (B) synthesis of FeNi@N-CNTs and (C) synthesis of $\text{Fe}_3\text{Ni}_7\text{-N-C}$.

products,^{142–144} and improved interaction with CO_2 to limit hydrogen development, have sparked great interest in CO_2RR . The Fe/Cu-N-C catalyst, which was produced by adding a copper promoter to a mixture of iron and carbon sources and then pyrolyzing it, has outstanding CO_2 reduction efficiency with more than 90% CO faradaic productivity (FE_{CO}) in a broad potential range (-0.5 to -0.7 V) and remarkable stability, with FE_{CO} maintained after 10 hours of electrolysis. To make the Fe/Cu-N-C catalyst, Shulin Zhao *et al.*, mixed tris(2,4-pentanedionato)iron(III), Cu-acetylacetonate, along with meso-tetra(4-

methoxyphenyl) porphyrin in CHCl_3 and stirred it at 60°C for the period of 3 h. Rotational evaporation was used to extract the solvent from the mixture after 30 minutes of sonication following the addition of zinc oxide. After the powder was produced, it was heated to 900°C in an argon atmosphere for two hours, then it was leached for six hours at 80°C in 0.5 M H_2SO_4 and allowed to dry overnight.¹⁴⁵ Table 3 shows the comparative analysis of heteronuclear Fe-based catalysts for CO_2 electroreduction.





Table 3 Comparative analysis of heteronuclear Fe-based catalysts for CO₂ electroreduction

Catalyst	Synthesis method	Key features	CO ₂ reduction efficiency	Stability	Reference
Fe-NP/MNCF	Fe-doped ZIF-8 modified with PMo, pyrolysis at 900 °C	Molybdenum and nitrogen co-doped carbon scaffold	The dual-functional catalyst for ORR and CO ₂ RR	Used in Zn-air battery-powered CO ₂ electrolysis	135 and 136
ZIF-NC	Annealing ZIF-8 at 950 °C	Three-dimensional porous structure	—	—	137
FeNi@N-CNTs-X	Wet impregnation and thermal processing at 1100 °C	Encapsulated FeNi alloy in N-CNTs, enhanced CO ₂ reduction	>90% CO faradaic efficiency (−0.47 to −0.97 V vs. RHE)	High stability	138 and 139
Fe ₃ Ni ₇ -ZIF	Solution approach, pyrolysis	Various Fe/Ni ratios to adjust performance	~100% faraday efficiency, tunable syngas ratio (1 : 1 to 6 : 1 CO/H ₂)	High stability, broad potential range	140
Fe/Cu-N-C	Cu promoter added to Fe/carbon mixture, pyrolysis at 900 °C, acid leaching	Enhanced electron transfer, improved CO ₂ adsorption	>90% CO faradaic efficiency (−0.5 to −0.7 V)	Stable after 10 hours of electrolysis	145
C-Fe-Co-ZIF	Impregnation of ZIF-8 with Fe and Co, pyrolysis	Bimetallic Co-Fe catalyst for CO ₂ electroreduction	+10% CO faradaic efficiency vs. pure Co-ZIF	H ₂ /CO ratios tunable (0.8 to 4.2), 93% FE _{CO} + H ₂ over 10 hours	146
Fe/Mn-N-C	Potassium citrate calcination, Fe and Mn doping, pyrolysis at 800 °C	Atomic dispersion of Fe and Mn for CO selectivity	94% CO faradaic efficiency at −0.5 V (RHE)	>80% FE _{CO} after 12 hours	146 and 147

The production of Fe/Mn-N-C, a unique bimetallic catalyst consisting of iron and manganese atomic dispersion, involved the elevated temperatures calcination of an organic carbon-based porous precursor. The solution of potassium citrate monohydrate was initially calcined for an hour at 800 °C in a nitrogen atmosphere to create porous black carbon compounds. The resulting solid was dried in the oven for 12 hours at 80 °C after being rinsed with deionized water and a 1 M H₂SO₄ solution until it attained a neutral pH. A mixture consisting of carbon material, Fe(NO₃)₃·9H₂O, and MnCl₂·4H₂O in deionized H₂O was ultrasonically treated for an hour, centrifuged, and dried afterward. The resultant solid was combined with melamine in a particular mass ratio and then calcined at 800 °C, over a nitrogen environment for two hours to generate the Fe/Mn-N-C catalyst,¹⁴⁶ Fig. 3A. At a −0.5 V overpotential (RHE), the Fe/Mn-N-C catalyst produced a 94% Faraday efficiency (FE) for CO in the 0.1 M KHCO₃ electrolyte. This shows that, in these electrochemical circumstances, the catalyst has a high selectivity for CO synthesis. The catalyst's performance is notable when compared to previously published iron-based and manganese-based electrocatalysts, which include FeMn-N-C (FE_{CO} 80% at −0.5 V RHE), NFe-CNT/CNS (FE_{CO} 69% at −0.6 V RHE), and Mn-N-C (FE_{CO} 70% at −0.6 V RHE).^{53,148,149} Following just 12 hours of uninterrupted catalysis, the FE_{CO} was above 80%, suggesting good stability. Density functional theory (DFT) calculations show that the interaction of neighboring Fe-Mn centers lowers the potential for COOH* production and CO desorption.¹⁴⁶

6. Development of atomically distributed Co-Fe catalysts for CO₂ reduction

Bimetallic Co-Fe catalysts that are atomically distributed were developed in two steps. Using this method, the catalysts were synthesized with accurate atomic-level dispersion of iron and cobalt through a series of synthesis steps. To ensure a successful yield without interference in the crystallization of Co-ZIF, Fe-Co-ZIF precursors were generated by an impregnation process that modified ZIF-8 into Co-ZIF and absorbed Fe source. Pyrolysis was then used to manufacture the final catalysts (C-Fe-Co-ZIF) for CO₂ electro-reduction,¹⁵⁰ shown in Fig. 3B. The bimetallic catalysts produced more CO, with an additional 10% in CO Faradaic efficiency (FE) when compared to pure C-Co-ZIF. Adjustable H₂/CO ratios (0.8 to 4.2) reached across a wide potential range, with a high overall FE CO + H₂ of 93% over 10 hours, showing the catalyst's capacity for efficient syngas production from CO₂.¹⁴⁷

7. Graphene oxide-based catalysts for CO₂ reduction

Graphene oxide (GO) was produced with graphite using the modified Hummers' method.¹⁵¹ GO suspension (2 mg mL^{−1}) was made by sonicating it in deionized water for 5 hours. Iron and nickel nitrates were introduced to the GO solution, which

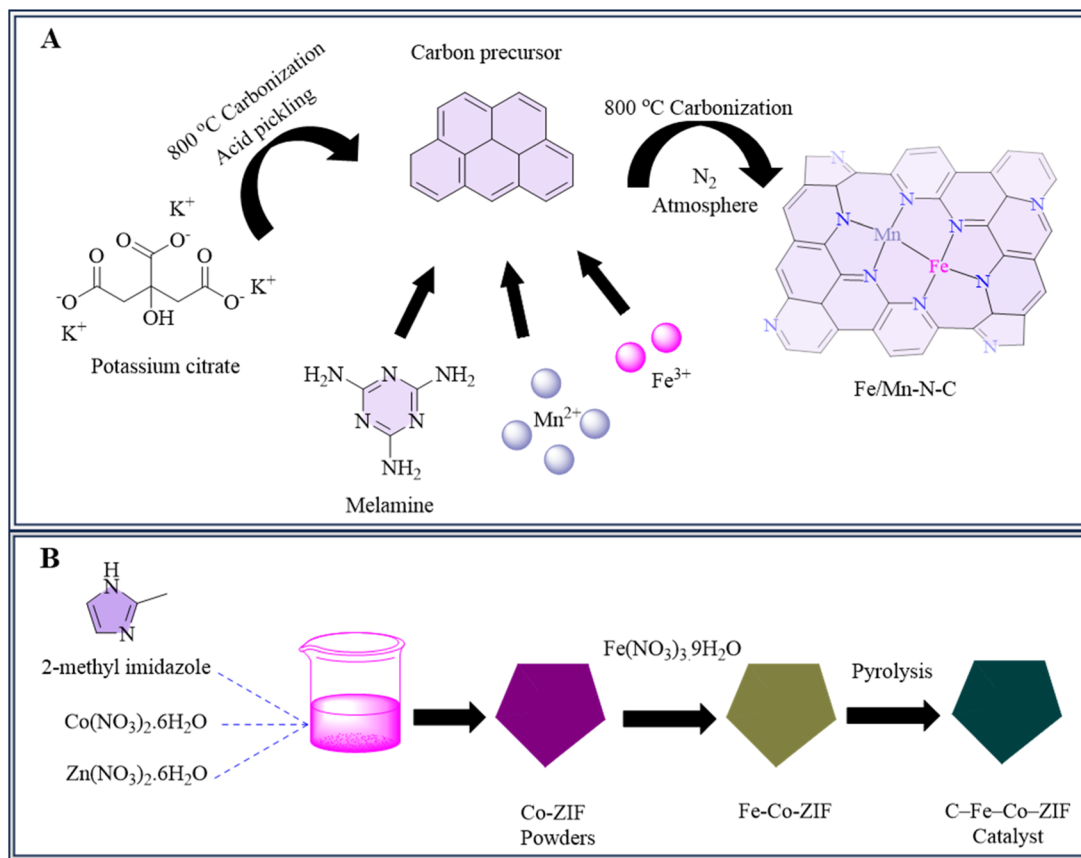


Fig. 3 Methodology for the synthesis of (A) Fe/Mn-N-C and (B) C-Fe-Co-ZIF catalysts.

was sonicated for three more hours. The resulting slurry was heated to 180 °C in an autoclave lined with Teflon for 12 h before being freeze-dried to generate a columnar product. Subsequently, a chemical vapor deposition (CVD) process at 1000 °C with Ar and NH₃ was used to synthesize the H-NiFe/NG composite, followed by annealing with hot steam. A novel method involving steam-assisted chemical vapor deposition introduces surface oxygen vacancies (V_O) into Ni-Fe BM NPs, creating electron-rich centers that activate CO₂ molecules.^{152,153} This method reduces the energy barrier for creating COOH* intermediates, increasing the reduction of carbon dioxide to CO while maintaining a faradaic efficiency of as high as 94% at -0.80 V (vs. RHE) along with excellent stability. Surface V_O-modified atoms of nickel have a vital role in increasing the electrocatalytic efficacy of reduction of CO₂ to CO, according to density functional theory simulations.¹⁵⁴

8. Molecular catalyst-based heterostructures for CO₂ reduction

The design and synthesis of a molecular catalyst-based heterostructure for the reduction of CO₂ is still a serious issue. Molecular catalysts with transition-metal elements (Co, Ru, Fe, Ni, Cu) and ligands made of organic compounds (phthalocyanine, polypyridine, porphyrin) provide precise active sites and structural tunability for researching CO₂ER processes.^{155–159}

These catalysts facilitate detailed investigations into CO₂ reduction catalysis. A crystalline bimetallic phthalocyanine heterostructure electrocatalyst (CoPc/FePc HS) was developed for CO₂ reduction, achieving a remarkable CO₂ to CO conversion efficiency of 99% at the potential of -0.87 vs. RHE and demonstrating outstanding stability over 10 h of electrocatalysis. Different Co/Fe molar ratios (3 : 1, 1 : 1, 1 : 3)¹⁶⁰ of CoPc/FePc heterostructures, along with CoPc and FePc controls were synthesized by dispersing a mixture of CoPc and FePc in DMF and subjecting it to solvothermal treatment at 180 °C for 24 hours. Precipitates in the shape of purple microrods were gathered and cleaned with ethanol. They were then calcined for three hours at 450 °C in an Ar environment. CoPc/FePc heterostructures were formed as a consequence of this technique. This method provides a controlled approach to tailor the composition of bimetallic phthalocyanine heterostructures for CO₂ reduction applications.¹⁶¹

9. Cu-Fe-N₆-C: a high-performance diatomic site catalyst for CO₂ reduction

Metal-nitrogen-carbon (M-N-C) catalysts have great potential for CO₂ electrocatalytic reduction because of their abundance of active sites and low-cost raw ingredients.^{52,162–165} Cu-Fe-N₆-C,



a new diatomic site catalyst coordinated with nitrogen and embedded into a carbon matrix, was developed, and synthesized. Cu-Fe-N₆-C was synthesized in two primary stages. First, PcCu-Fe-ZIF-8 is created by combining PcCu, zinc nitrate, iron nitrate, and 2-Me-imidazole, resulting in a blue precipitate that indicates uniform dispersion of Cu and Fe species inside the framework. PcCu-Fe-ZIF-8 becomes Cu-Fe bimetallic sites distributed on a nitrogen-doped carbon framework upon annealing at 1000 °C under Ar. The necessity for extra acid leaching treatment is eliminated by this technique. For a variety of processes, the resulting catalyst structure improves catalytic performance (Fig. 4). This catalyst outperformed individual Cu-N-C and Fe-N-C catalysts thanks to synergistic effects at bimetallic sites. Cu-Fe-N₆-C demonstrated outstanding CO selectivity, with an exceptional faradaic efficiency of 98% at -0.7 V, and maintained selectivity after 10 hours of electrolysis. Experimental and theoretical investigations revealed that the combined catalysis of several metallic sites increased CO₂ adsorption enthalpy, and lowered activation energy, resulting in enhanced selectivity, activity, and stability, as well as decreased impedance in CO₂ hydrogenation.¹⁶⁶

For CO₂ conversion, some Na-promoted Co-Fe bimetallic catalysts ranging in proximity and compositions were investigated. These catalysts are designed to use the strong selectivity of iron for olefins during CO₂ hydrogenation, along with the high activity and reducibility of cobalt. The goal of this combination is to improve CO₂ conversion operations' overall efficiency and selectivity.¹⁶⁷⁻¹⁷⁰ Co-precipitation was used to produce Co-Fe bimetallic catalysts, which were then hydrothermally treated. The manufacture of uniform catalysts with regulated compositions and architectures is made easier by this technique.^{171,172} Co(NO₃)₂·6H₂O and Fe(NO₃)₃·9H₂O were

dissolved sequentially in deionized water to achieve a [Co]²⁺ + [Fe]³⁺ concentration of 0.09 M, followed by the addition of 5 mol L⁻¹ NaOH solution until pH 11 was reached. The resultant hydroxide precipitates were hydrothermally treated at 150 °C for 24 hours before being centrifuged, washed, and dried at 80 °C. The dried products were calcined at 400 °C for 3 hours to produce Co-Fe catalysts with various Co/Fe molar ratios (1/4, 1/2, 1/1, 2/1, and 4/1), designated as Co1Fe4, Co1Fe2, Co1Fe1, Co2Fe1, and Co4Fe1, respectively. The Co1Fe2 catalyst, having a Co/Fe molar proportion of 1/2 and proximity, permitted the quick reduction of CoFe₂O₄ to Co_xFe_y alloy and subsequently carbonization to χ-(Co_xFe_{1-x})₅C₂ alloy carbide. It demonstrated improved stability and performance in olefin production without deactivation over 500 h on-stream.¹⁷³

10. Fe/Ni-N-C catalysts with 3D carbon-based structures for CO₂ reduction

A 3D carbon-based material was produced, featuring bimetallic centers¹⁷⁴ that include NiNC and FeNC, which demonstrated synergistic effects advantageous to the CO₂RR. The synthesis procedure involved numerous steps to produce various catalyst materials. Tripotassium citrate monohydrate was cooked at 800 °C under nitrogen, and then treated with sulfuric acid and water to create a porous carbon material. Next, a mixture containing carbon, nickel nitrate, iron nitrate, and glucose in water was processed using ultrasound and then combined with melamine. This mixture was heated at 800 °C under nitrogen to produce the NiNC/FeNC catalyst.¹⁷⁵ Further, specific catalysts like FePc@NiNC and NiPc@FeNC were prepared by treating

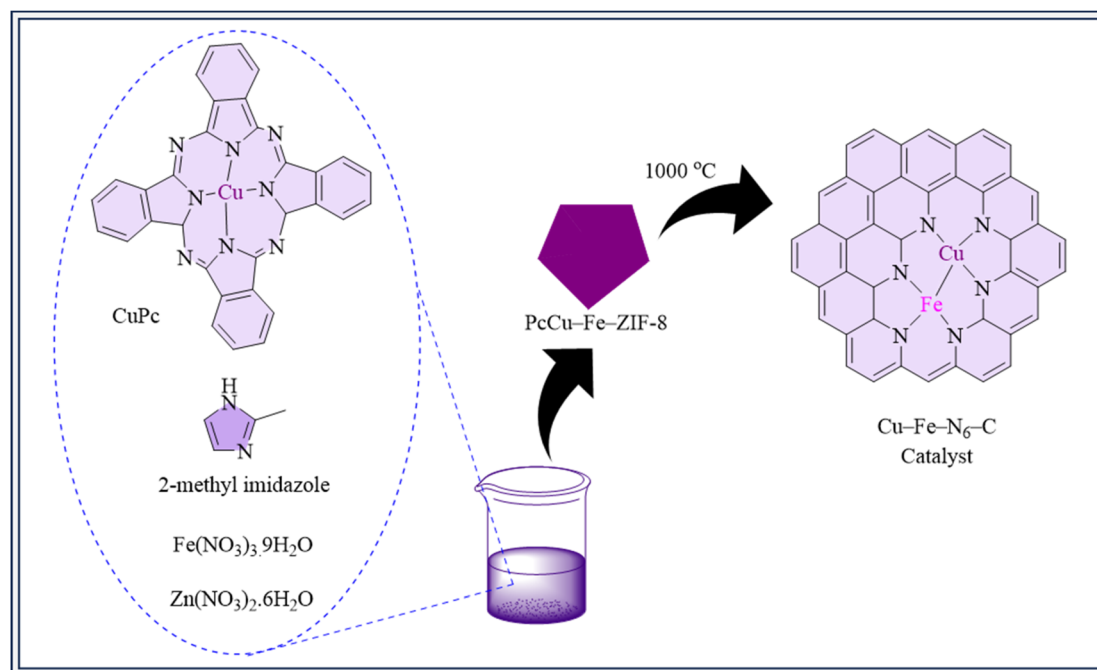


Fig. 4 Synthesis of Cu-Fe-N₆-C.

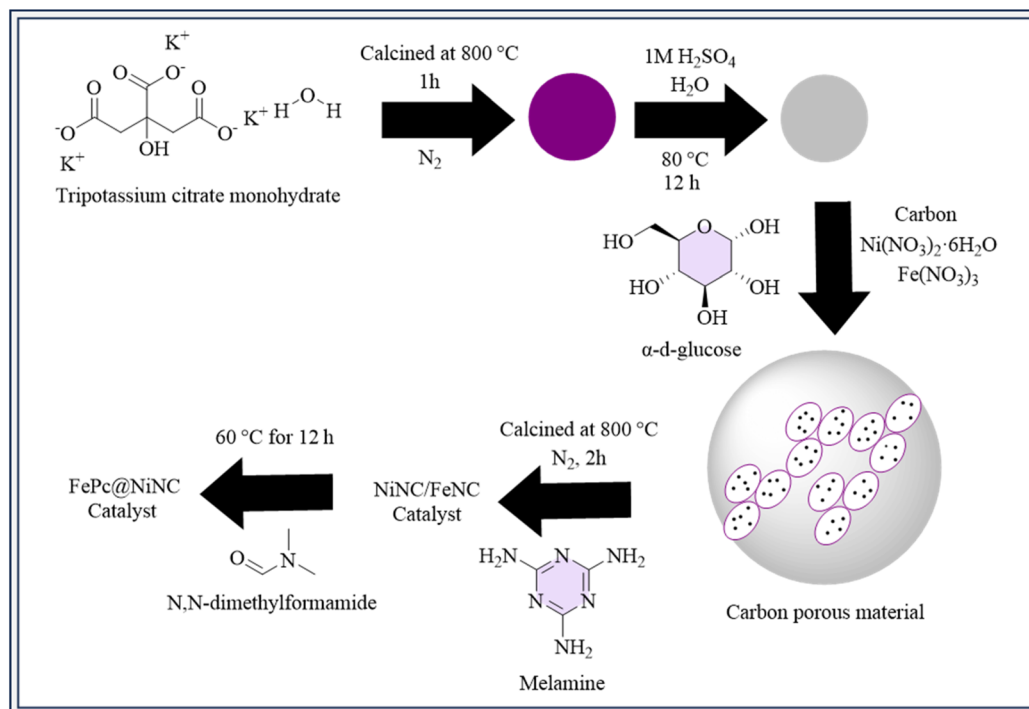


Fig. 5 Methodology for the synthesis of FePc@NiNC catalyst.

NiNC or FeNC with *N,N*-dimethylformamide and adding iron phthalocyanine (FePc) or nickel phthalocyanine (NiPc), respectively (Fig. 5). Each stage required precise chemical reactions and thermal treatments to generate the correct catalyst compositions. DFT models and observations show¹⁷⁶ Fe atoms are reactive and adsorption sites for CO₂RR, while substantial CO* adsorption reduces stability. By adding Ni atoms, CO* adsorption on Fe is decreased, changing the energy barriers and improving stability. The Fe–N₄ and Ni–N₄ sites work in concert to facilitate the rate-limiting processes (CO_{2(g)} → COOH*, +0.95 eV) in FePc@NiNC. Flexible syngas composition is made

possible by this synergy while high catalytic activity is maintained.¹⁷⁷

11. Ni/Fe–N–C: diatomic metal–nitrogen catalysts for CO₂ reduction

A ZIF-8 was used to create a catalyst consisting of isolated diatomic metal–nitrogen species. Initially, Fe-doped ZIF-8 was made by combining zinc nitrate, iron nitrate, and 2-methylimidazole, maintaining that Fe ions were chemically bound to the organic ligand rather than being physically absorbed.¹⁷⁸ Fe-

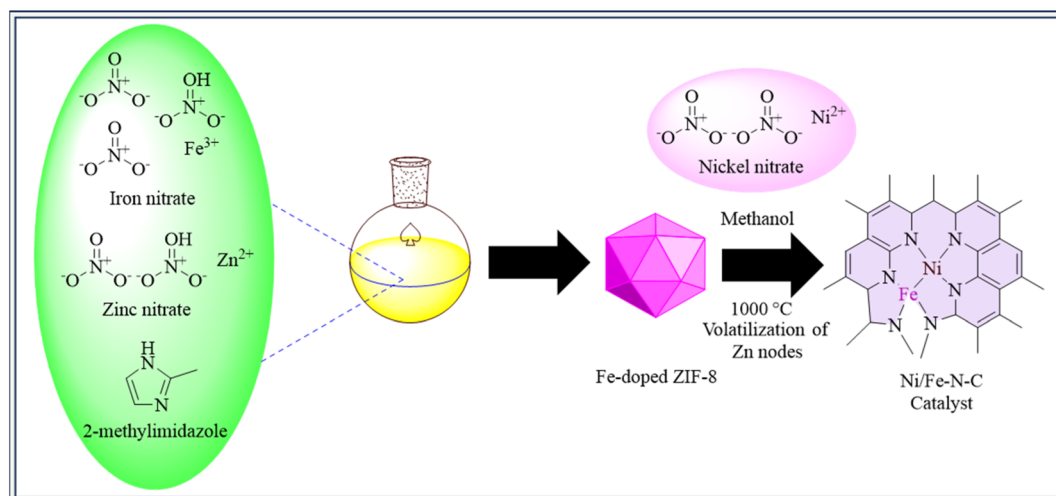


Fig. 6 Methodology for the synthesis of Ni/Fe–N–C catalyst.

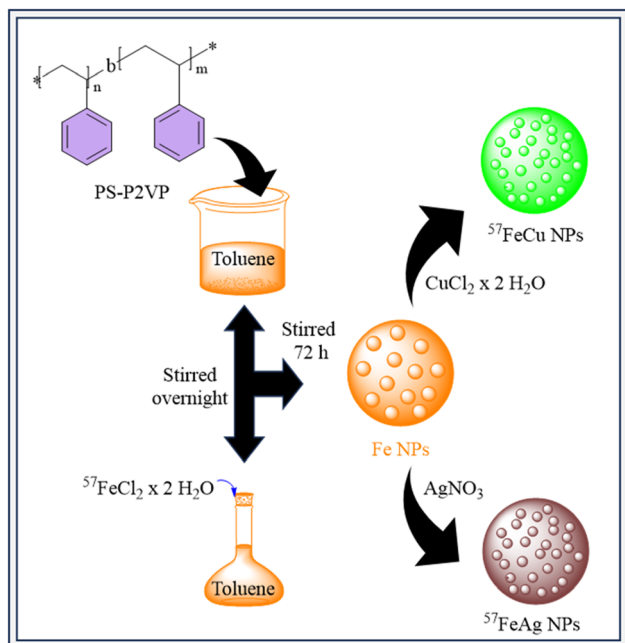


Fig. 7 Synthesis of $^{57}\text{FeCu}$ and $^{57}\text{FeAg}$ NPs for CO_2ERR .

doped ZIF-8 was dissolved in *n*-hexane, and nickel nitrate methanol solution was added gradually. Nickel was contained within ZIF-8's tiny cavities using this method. Nickel was well incorporated into the framework owing to the steady infusion.^{90,179} After thermal treatment at 1000 °C, the resulting catalyst, Ni/Fe-N-C, containing nitrogen-coordinated diatomic Ni-Fe species, was obtained (Fig. 6). For comparison, crystalline Ni-N-C and Fe-N-C catalysts were synthesized similarly. After 30 hours, the Ni/Fe-N-C catalyst retains 99% selectivity and over 90% CO faradaic efficiency from -0.5 to -0.9 V, which ended at 98% at -0.7 V. Synergistic Ni-Fe interactions lower CO_2 reduction reaction barriers and cause structural changes upon CO_2 adsorption, according to DFT research, improving the catalyst's performance.¹⁸⁰

12. Micelle-encapsulated Fe-based nanoparticles for CO_2 reduction

Inverse micelle encapsulation was used to produce size-selected nanoparticles (NPs) of Fe, FeCu, FeAg, Ag, and Cu. The poly(styrene)-*block*-poly(2-vinylpyridine) (PS-P2VP) diblock copolymer, which was obtained from Polymer Source Inc., was used in this procedure. Metallic salts (FeCl_2 , AgNO_3 , CuCl_2 , FeCl_3) and the copolymer were dissolved in toluene. By taking advantage of the micelles encapsulating attributes, this technique made controlled nanoparticle manufacturing easier.^{181,182} Specifically, isotopically enriched $^{57}\text{FeCl}_2$ salt was employed for NRIXS measurements, prepared from iron foil with 95% ^{57}Fe isotopic enrichment using adapted literature procedures.¹⁸³ Following NP synthesis, the samples were soaked with carbon black powder and then treated using N_2 -plasma to eliminate the polymer, resulting in clean NP surfaces. The NPs were subsequently distributed into an ethanol/Nafion solution enabling electrode deposition, accompanied by further N_2 -plasma treatment to remove any remaining polymer before electrochemical evaluation. Fig. 7 shows that the production of ^{57}Fe NPs involves mixing PS-P2VP in toluene to create reverse micelles, which were then added to $^{57}\text{FeCl}_2$ salt and stirred for 72 h. Similar methods were utilized to create $^{57}\text{FeCu}$ and $^{57}\text{FeAg}$ NPs by changing the ratios of $^{57}\text{FeCl}_2$ to CuCl_2 or AgNO_3 in the micellar solution. FeAg NPs had 36% CO faradaic selectivity at -1.1 V vs. RHE in 0.1 M KHCO_3 , similar to pure Ag NPs, but FeCu NPs prefer H_2 evolution, similar to pure Fe NPs.¹⁸⁴ Table 4 summary of recently reported Fe-based bimetallic electrocatalysts for CO_2 reduction.

13. Summary and outlook

Possibilities for the advancement of sustainable energy technology look promising for future studies on electrochemical CO_2 reduction with bimetallic catalysts. Optimizing catalyst compositions and structures to increase selectivity and efficiency in the production of CO , syngas, and other multi-carbon

Table 4 Summary of recently reported Fe-based bimetallic electrocatalysts for CO_2 reduction

Catalyst	Electrolyte	Major product	FE (%)	Potential (V)	Current density (mA cm^{-2})	Stability
Fe-NP/MNCF	0.5 M KHCO_3	CO , H_2	87.50%	-0.7	10	36 h
FeNi@N-CNTs	0.5 M KHCO_3	CO	90%	-0.47 to -0.97	20.18	35 h
Fe_3Ni_7 -ZIF	0.5 M KHCO_3	CO , H_2	81.30%	-0.9	-22.5	Good
Fe/Cu-N-C	0.5 M KHCO_3	CO	97%	-0.6	74	10 h
Fe/Mn-N-C	0.1 M KHCO_3	CO	94%	-0.5	-83.5	12 h
Fe/Ni-ZIF-8	0.5 M KHCO_3	CO	89%	-0.677	26.92	40 h
FePc@NiNC	0.5 M KHCO_3	CO , H_2	100%	-0.8	260	18 h
Ni/Fe-N-C	0.5 M KHCO_3	CO	98%	-0.7	7.4	30 h
H-NiFe/NG	0.1 M KHCO_3	CO	94%	-0.8	18.2	20 h
PcCu-Fe-ZIF-8	0.1 M KHCO_3	CO	98%	-0.7	7	10 h
$^{57}\text{FeAg}$ NPs	0.1 M KHCO_3	CO	36%	-1.1	0.35	2.5 h
Fe-Co-ZIF	0.5 M KHCO_3	CO , H_2	93%	-0.55	8	10 h
CuFe/OG	—	CH_4	—	0.97	—	—
FeNi/DG	—	CH_4	—	-0.44	—	—
FeCo-Pc	—	C_{2+}	—	-0.66	—	—



products is a crucial field of research. Fe–Ni, Fe–Ag, Fe–Mo, Fe–Co, Cu–Fe, and Fe/Mn–N are examples of novel metal combinations that present the potential for enhanced catalytic performance. The main goals of the research will be to comprehend the fundamental structure–activity correlations and stability of these bimetallic catalysts in practical working environments. The scalability of bimetallic catalysts for large-scale commercial applications is limited by their typical synthesis, which involves intricate deposition, pyrolysis, and reduction methods. The development of more affordable, optimized synthesis techniques with improved loading capacities is necessary to meet this challenge and permit Fe-based bimetallic catalysts to be widely used in renewable energy systems. Moreover, a major challenge presented by the chemical instability of these catalysts is the reduction of active sites and changed performance caused by corrosion of the carbon substrate. Under practical circumstances, Fe-based bimetallic electrocatalysts for CO₂ reduction encounter difficulties such as low catalytic activity, poor selectivity for target products, and restricted stability. Controlling the chemical intermediates, improving the electrical and geometric properties, and interpreting the synergistic effects between metals are still major challenges. Precise control of Fe-based bimetallic catalysts' shape, structure, and atomic coordination is required to strike a compromise between stability and catalytic activity. The aim is to design specialized bimetallic catalysts with enhanced stability features and active sites outperforming existing catalysts. This will facilitate the development of scalable CO₂ conversion technologies for use in sustainable energy applications, assisting in the shift to a world without carbon emissions. The development of effective CO₂ electroreduction catalysts will be speeded up by collaborative, multidisciplinary research that combines theoretical and experimental methods. Future research should concentrate on investigating novel bimetallic combinations that improve performance and customizing catalyst structures by nano-structuring. Enhancing these catalysts' scalability for industrial applications is also essential. Developments in reaction mechanism research, computational modeling, and *in situ* characterization methods will improve catalyst design and propel more effective CO₂ conversion systems.

Data availability

No primary research results, software, or code have been included, and no new data were generated or analyzed as part of this review.

Author contributions

Ayesha Zafar: writing – original draft. Adnan Majeed: writing – review & editing and software. Abdul Ahad: formal analysis. Muhammad Adnan Iqbal: conceptualization, resources, supervision. Tanveer Hussain Bokhari: validation. Zanira Mushtaq: data curation, validation. Shahzaib Ali: visualization.

Conflicts of interest

The authors declare no conflict of interest.

Acknowledgements

The authors are thankful to the Pakistan Science Foundation (PSF) for awarding the research grant PSF/CRP/Consr-676.

References

- 1 S. A. Rekker, K. R. O'Brien, J. E. Humphrey and A. C. Pascale, *Nat. Clim. Change*, 2018, **8**, 489–492.
- 2 J. Rogelj, P. M. Forster, E. Kriegler, C. J. Smith and R. Séférian, *Nature*, 2019, **571**, 335–342.
- 3 Z. Chen, G. Zhang, H. Chen, J. Prakash, Y. Zheng and S. Sun, *Renewable Sustainable Energy Rev.*, 2022, **155**, 111922.
- 4 K. Heine, in *The Quaternary in the Tropics: A Reconstruction of the Palaeoclimate*, Springer, 2024, pp. 11–84.
- 5 S. Munassar, Development of pre-operational mesoscale inverse modelling system to quantify CO₂ sources and sinks over Europe, PhD dissertation, Friedrich-Schiller-Universität Jena, Jena 2024.
- 6 V. P. N. Bharathi, K. Muthuswamy, B. Natarajan, B. Vasudevan, S. Appavu, R. Marimuthu, K. Shanmugam and D. Rajaram, *Fresenius Environ. Bull.*, 2024, 1581.
- 7 A. Lucas, *Clim. Risk Manag.*, 2021, **31**, 100257.
- 8 A. Vasileff, C. Xu, Y. Jiao, Y. Zheng and S.-Z. Qiao, *Chem*, 2018, **4**, 1809–1831.
- 9 F. Zhou, J. Zhang, Y. Zhang, Y. Wu, Y. Wang and W. Luo, *Coord. Chem. Rev.*, 2024, **509**, 215802.
- 10 F. Juliá-Hernández, T. Moragas, J. Cornella and R. Martin, *Nature*, 2017, **545**, 84–88.
- 11 K. Sekine and T. Yamada, *Chem. Soc. Rev.*, 2016, **45**, 4524–4532.
- 12 H. Rao, L. C. Schmidt, J. Bonin and M. Robert, *Nature*, 2017, **548**, 74–77.
- 13 W. Kim, B. A. McClure, E. Edri and H. Frei, *Chem. Soc. Rev.*, 2016, **45**, 3221–3243.
- 14 S. Fang, M. Rahaman, J. Bharti, E. Reisner, M. Robert, G. A. Ozin and Y. H. Hu, *Nat. Rev. Methods Primers*, 2023, **3**, 61.
- 15 F. Li, A. Thevenon, A. Rosas-Hernández, Z. Wang, Y. Li, C. M. Gabardo, A. Ozden, C. T. Dinh, J. Li and Y. Wang, *Nature*, 2020, **577**, 509–513.
- 16 Y. Chen, X.-Y. Li, Z. Chen, A. Ozden, J. E. Huang, P. Ou, J. Dong, J. Zhang, C. Tian and B.-H. Lee, *Nat. Nanotechnol.*, 2024, **19**, 311–318.
- 17 D. M. Koshy, S. S. Nathan, A. S. Asundi, A. M. Abdellah, S. M. Dull, D. A. Cullen, D. Higgins, Z. Bao, S. F. Bent and T. F. Jaramillo, *Angew. Chem.*, 2021, **133**, 17613–17621.
- 18 Q. Wang, H. Wang, X. Ren, R. Pang, X. Zhao, L. Zhang and S. Li, *J. Phys. Chem. Lett.*, 2023, **14**, 8421–8427.
- 19 Y. Dong, R. Song, Z. Zhang, X. Han, B. Wang, S. Tao, J. Zhao, A. N. Alodhayb, Z. Chen, X. Yi and N. Zhang, *Cell Rep. Phys. Sci.*, 2024, **5**(10), 102227.



- 20 S. Gleizer, R. Ben-Nissan, Y. M. Bar-On, N. Antonovsky, E. Noor, Y. Zohar, G. Jona, E. Krieger, M. Shamshoum and A. Bar-Even, *Cell*, 2019, **179**, 1255–1263.
- 21 T. E. Miller, T. Beneyton, T. Schwander, C. Diehl, M. Girault, R. McLean, T. Chotel, P. Claus, N. S. Cortina and J.-C. Baret, *Science*, 2020, **368**, 649.
- 22 Y. Y. Birdja, E. Pérez-Gallent, M. C. Figueiredo, A. J. Göttle, F. Calle-Vallejo and M. T. Koper, *Nat. Energy*, 2019, **4**, 732–745.
- 23 L. Zhang, Z.-J. Zhao, T. Wang and J. Gong, *Chem. Soc. Rev.*, 2018, **47**, 5423–5443.
- 24 S. Lu, H. Hu, H. Sun, F. Yang, H. Zhu, M. Du, Y. Jin and W. Zhang, *Green Chem.*, 2024, **26**(10), 5744–5769.
- 25 B. M. Tackett, E. Gomez and J. G. Chen, *Nat. Catal.*, 2019, **2**, 381–386.
- 26 Z. Xie, L. R. Winter and J. G. Chen, *Matter*, 2021, **4**, 408–440.
- 27 C. S. Diercks, Y. Liu, K. E. Cordova and O. M. Yaghi, *Nat. Mater.*, 2018, **17**, 301–307.
- 28 J. Qiao, Y. Liu, F. Hong and J. Zhang, *Chem. Soc. Rev.*, 2014, **43**, 631–675.
- 29 E. E. Benson, C. P. Kubiak, A. J. Sathrum and J. M. Smieja, *Chem. Soc. Rev.*, 2009, **38**, 89–99.
- 30 H. Takeda, C. Cometto, O. Ishitani and M. Robert, *ACS Catal.*, 2017, **7**, 70–88.
- 31 S. Zhang, Q. Fan, R. Xia and T. J. Meyer, *Acc. Chem. Res.*, 2020, **53**, 255–264.
- 32 H. Yang, Q. Lin, C. Zhang, X. Yu, Z. Cheng, G. Li, Q. Hu, X. Ren, Q. Zhang and J. Liu, *Nat. Commun.*, 2020, **11**, 593.
- 33 M. Cheng, Y. Yu, X. Zhou, Y. Luo and M. Wang, *ACS Catal.*, 2018, **9**, 768–774.
- 34 D. E. Polyansky, D. C. Grills, M. Z. Ertem, K. T. Ngo and E. Fujita, *ACS Catal.*, 2022, **12**, 1706–1717.
- 35 T. Ouyang, H. H. Huang, J. W. Wang, D. C. Zhong and T. B. Lu, *Angew. Chem.*, 2017, **129**, 756–761.
- 36 C. Zhang, P. Gotico, R. Guillot, D. Dragoe, W. Leibl, Z. Halime and A. Aukauloo, *Angew. Chem., Int. Ed.*, 2023, **62**, e202214665.
- 37 M. E. Ahmed, S. Adam, D. Saha, J. Fize, V. Artero, A. Dey and C. Duboc, *ACS Energy Lett.*, 2020, **5**, 3837–3842.
- 38 J. A. Intrator, D. A. Velazquez, S. Fan, E. Mastrobattista, C. Yu and S. C. Marinescu, *Chem. Sci.*, 2024, **15**(17), 6385–6396.
- 39 X. Jiang, X. Li, Y. Kong, C. Deng, X. Li, Q. Hu, H. Yang and C. He, *J. Energy Chem.*, 2023, **76**, 462–469.
- 40 Y. Yao, J.-H. Wu, G. Liu, R. Zhang, Z.-S. Yang, S. Gao, T.-C. Lau and J.-L. Zhang, *ChemCatChem*, 2024, **16**(10), e202301705.
- 41 Y. Yao, J. H. Wu, G. Liu, R. Zhang, Z. S. Yang, S. Gao, T. C. Lau and J. L. Zhang, *ChemCatChem*, 2024, e202301705.
- 42 R. Kortlever, J. Shen, K. J. P. Schouten, F. Calle-Vallejo and M. T. Koper, *J. Phys. Chem. Lett.*, 2015, **6**, 4073–4082.
- 43 W. Zhang, Q. Qin, L. Dai, R. Qin, X. Zhao, X. Chen, D. Ou, J. Chen, T. T. Chuong and B. Wu, *Angew. Chem., Int. Ed.*, 2018, **57**, 9475–9479.
- 44 J. Zou, C. Y. Lee and G. G. Wallace, *Advanced Science*, 2021, **8**, 2004521.
- 45 J. E. Huang, F. Li, A. Ozden, A. Sedighian Rasouli, F. P. García de Arquer, S. Liu, S. Zhang, M. Luo, X. Wang and Y. Lum, *Science*, 2021, **372**, 1074–1078.
- 46 Y. Jia, F. Li, K. Fan and L. Sun, *Adv. Powder Mater.*, 2022, **1**, 100012.
- 47 S. Gao, Z. Sun, W. Liu, X. Jiao, X. Zu, Q. Hu, Y. Sun, T. Yao, W. Zhang and S. Wei, *Nat. Commun.*, 2017, **8**, 14503.
- 48 T. Li, G. Luo, K. Liu, X. Li, D. Sun, L. Xu, Y. Li and Y. Tang, *Adv. Funct. Mater.*, 2018, **28**, 1805828.
- 49 H.-J. Yang, J. Dong, Y.-H. Hong, W.-F. Lin, Z.-Y. Zhou and S.-G. Sun, *Electrochem. Commun.*, 2018, **97**, 82–86.
- 50 Q. Cheng, K. Mao, L. Ma, L. Yang, L. Zou, Z. Zou, Z. Hu and H. Yang, *ACS Energy Lett.*, 2018, **3**, 1205–1211.
- 51 A. S. Varela, W. Ju and P. Strasser, *Adv. Energy Mater.*, 2018, **8**, 1703614.
- 52 X. Wang, Y. Pan, H. Ning, H. Wang, D. Guo, W. Wang, Z. Yang, Q. Zhao, B. Zhang and L. Zheng, *Appl. Catal., B*, 2020, **266**, 118630.
- 53 A. S. Varela, N. Ranjbar Sahraie, J. Steinberg, W. Ju, H. S. Oh and P. Strasser, *Angew. Chem., Int. Ed.*, 2015, **54**, 10758–10762.
- 54 Z.-F. Huang, J. Song, Y. Du, S. Xi, S. Dou, J. M. V. Nsanzimana, C. Wang, Z. J. Xu and X. Wang, *Nat. Energy*, 2019, **4**, 329–338.
- 55 J. Wang, L. Gan, W. Zhang, Y. Peng, H. Yu, Q. Yan, X. Xia and X. Wang, *Sci. Adv.*, 2018, **4**, eaap7970.
- 56 X. Liang, J. Xiao, W. Weng and W. Xiao, *Angew. Chem.*, 2021, **133**, 2148–2152.
- 57 F. Pan, B. Li, E. Sarnello, S. Hwang, Y. Gang, X. Feng, X. Xiang, N. M. Adli, T. Li and D. Su, *Nano Energy*, 2020, **68**, 104384.
- 58 H. Lv, L. Lin, X. Zhang, D. Gao, Y. Song, Y. Zhou, Q. Liu, G. Wang and X. Bao, *J. Mater. Chem. A*, 2019, **7**, 11967–11975.
- 59 Y. Li, B. Hu, C. Xia, W. Q. Xu, J. P. Lemmon and F. Chen, *J. Mater. Chem. A*, 2017, **5**, 20833–20842.
- 60 J. Lu, C. Zhu, C. Pan, W. Lin, J. P. Lemmon, F. Chen, C. Li and K. Xie, *Sci. Adv.*, 2018, **4**, eaar5100.
- 61 J. Ko, B.-K. Kim and J. W. Han, *J. Mater. Chem. C*, 2016, **120**, 3438–3447.
- 62 M. Behrens, F. Studt, I. Kasatkin, S. Köhl, M. Hävecker, F. Abild-Pedersen, S. Zander, F. Girgsdies, P. Kurr and B.-L. Kniep, *Science*, 2012, **336**, 893–897.
- 63 Z. Chen, P. Kang, M.-T. Zhang, B. R. Stoner and T. J. Meyer, *Energy Environ. Sci.*, 2013, **6**, 813–817.
- 64 S. C. Mandal, K. S. Rawat, S. Nandi and B. Pathak, *Catal. Sci. Technol.*, 2019, **9**, 1867–1878.
- 65 H. Peng, M. T. Tang, X. Liu, P. S. Lamoureux, M. Bajdich and F. Abild-Pedersen, *Energy Environ. Sci.*, 2021, **14**, 473–482.
- 66 Y. Hori, H. Wakebe, T. Tsukamoto and O. Koga, *Surf. Sci.*, 1995, **335**, 258–263.
- 67 S. C. Mandal and B. Pathak, *ACS Appl. Nano Mater.*, 2021, **4**, 11907–11919.
- 68 S. Kar, A. Goeppert and G. S. Prakash, *J. Am. Chem. Soc.*, 2019, **141**, 12518–12521.



- 69 S. C. Mandal, A. Das, D. Roy, S. Das, A. S. Nair and B. Pathak, *Coord. Chem. Rev.*, 2022, **471**, 214737.
- 70 A. Zafar, T. H. Mawat, E. M. Atiyah, M. Adnan Iqbal, A. Majeed, G. Iram, R. Qureshi and S. Khalid, *ChemistrySelect*, 2024, **9**, e202304566.
- 71 A. Zafar, C. Takeda, A. Manzoor, D. Tanaka, M. Kobayashi, Y. Wadayama, D. Nakane, A. Majeed, M. A. Iqbal and T. Akitsu, *Molecules*, 2024, **29**, 398.
- 72 H. A. Petersen, T. H. Myren and O. R. Luca, *Inorganics*, 2020, **8**, 62.
- 73 B. Hammer and J. K. Norskov, *Nature*, 1995, **376**, 238–240.
- 74 H. X. Zhong, J. Wang, Q. Zhang, F. Meng, D. Bao, T. Liu, X. Y. Yang, Z. W. Chang, J. M. Yan and X. B. Zhang, *Adv. Sustainable Syst.*, 2017, **1**, 1700020.
- 75 C. Zhu, H. Li, S. Fu, D. Du and Y. Lin, *Chem. Soc. Rev.*, 2016, **45**, 517–531.
- 76 Y. Yan, H. Cheng, Z. Qu, R. Yu, F. Liu, Q. Ma, S. Zhao, H. Hu, Y. Cheng and C. Yang, *J. Mater. Chem. A*, 2021, **9**, 19489–19507.
- 77 B. Talukdar, S. Mendiratta, M. H. Huang and C. H. Kuo, *Chem. - Asian J.*, 2021, **16**, 2168–2184.
- 78 Q. Li, Y.-C. Wang, J. Zeng, X. Zhao, C. Chen, Q.-M. Wu, L.-M. Chen, Z.-Y. Chen and Y.-P. Lei, *Rare Met.*, 2021, **40**, 3442–3453.
- 79 J. Fu, K. Liu, H. Li, J. Hu and M. Liu, *Environ. Chem. Lett.*, 2021, **1**–20.
- 80 W. Chen, Y. Wang, Y. Li and C. Li, *CCS Chem.*, 2023, **5**, 544–567.
- 81 X.-H. Liu, X.-L. Jia, Y.-L. Zhao, R.-X. Zheng, Q.-L. Meng, C.-P. Liu, W. Xing and M.-L. Xiao, *Advanced Sensor and Energy Materials*, 2023, 100073.
- 82 F. Cheng, X. Zhang, K. Mu, X. Ma, M. Jiao, Z. Wang, P. Limpachanangkul, B. Chalermssinsuwan, Y. Gao and Y. Li, *Energy Technol.*, 2021, **9**, 2000799.
- 83 X. Bao, T. Wang and Y. Yang, *Mater. Chem. Front.*, 2024, **8**(3), 627–651.
- 84 H. Tian, Z. Shui, M. A. Raza, L. Zhu and X. Chen, *J. Alloys Compd.*, 2023, **958**, 170544.
- 85 J. K. Nørskov, J. Rossmeisl, A. Logadottir, L. Lindqvist, J. R. Kitchin, T. Bligaard and H. Jonsson, *J. Phys. Chem. B*, 2004, **108**, 17886–17892.
- 86 Y. Li, D. Wang, Y. Guan, H. Liu, Y. Bao, N. Wu, X. Zhao, C. Sun, Z. Li and L. Lei, *Nano Energy*, 2024, **132**, 110370.
- 87 Y. Zhang, Q. Wu, J. Z. Y. Seow, Y. Jia, X. Ren and Z. J. Xu, *Chem. Soc. Rev.*, 2024, **53**, 8123–8136.
- 88 A. Mahsud, M. Arif, W. U. Khan, T. Zhang, S. Hussain, M. Azam and Z. Lu, *Mol. Catal.*, 2023, **550**, 113526.
- 89 A. Sen and G. Rajaraman, *Inorg. Chem.*, 2023, **62**, 2342–2358.
- 90 C. Zhao, X. Dai, T. Yao, W. Chen, X. Wang, J. Wang, J. Yang, S. Wei, Y. Wu and Y. Li, *J. Am. Chem. Soc.*, 2017, **139**, 8078–8081.
- 91 X. Wang, S. Ding, T. Yue, Y. Zhu, M. Fang, X. Li, G. Xiao and L. Dai, *Nano Energy*, 2021, **82**, 105689.
- 92 M. Duarte, N. Daems, J. Hereijgers, D. Arenas-Esteban, S. Bals and T. Breugelmans, *J. CO₂ Util.*, 2021, **50**, 101583.
- 93 C. Zhang, S. Yang, J. Wu, M. Liu, S. Yazdi, M. Ren, J. Sha, J. Zhong, K. Nie and A. S. Jalilov, *Adv. Energy Mater.*, 2018, **8**, 1703487.
- 94 Y. Cheng, S. Zhao, H. Li, S. He, J.-P. Veder, B. Johannessen, J. Xiao, S. Lu, J. Pan and M. F. Chisholm, *Appl. Catal., B*, 2019, **243**, 294–303.
- 95 L. R. L. Ting and B. S. Yeo, *Curr. Opin. Electrochem.*, 2018, **8**, 126–134.
- 96 N. Li, X. Chen, W.-J. Ong, D. R. MacFarlane, X. Zhao, A. K. Cheetham and C. Sun, *ACS Nano*, 2017, **11**, 10825–10833.
- 97 H. Zhang, J. Li, S. Xi, Y. Du, X. Hai, J. Wang, H. Xu, G. Wu, J. Zhang and J. Lu, *Angew. Chem.*, 2019, **131**, 15013–15018.
- 98 L. J. Arachchige, Y. Xu, Z. Dai, X. L. Zhang, F. Wang and C. Sun, *J. Mater. Sci. Technol.*, 2021, **77**, 244–251.
- 99 L. Jasin Arachchige, Y. Xu, Z. Dai, X. Zhang, F. Wang and C. Sun, *J. Mater. Chem. C*, 2020, **124**, 15295–15301.
- 100 S. Dongare, N. Singh and H. Bhunia, *Appl. Surf. Sci.*, 2021, **556**, 149790.
- 101 R. Zhang, Y. Zhang, L. Liu, X. Li, Y. Tang, Y. Ni, C. Sun and H. Zhang, *Appl. Surf. Sci.*, 2022, **582**, 152472.
- 102 X. Cui, W. An, X. Liu, H. Wang, Y. Men and J. Wang, *Nanoscale*, 2018, **10**, 15262–15272.
- 103 W. Bi, C. Wu and Y. Xie, *ACS Energy Lett.*, 2018, **3**, 624–633.
- 104 L. Guo and S. Guo, *Int. J. Hydrogen Energy*, 2024, **51**, 1532–1544.
- 105 M. J. E. A. Frisch, *gaussian 09, Revision d. 01*, Gaussian, Inc, Wallingford CT 201, 2009.
- 106 J. P. Perdew, K. Burke and M. Ernzerhof, *Phys. Rev. Lett.*, 1996, **77**, 3865.
- 107 G. Rostamikia, A. J. Mendoza, M. A. Hickner and M. J. Janik, *J. Power Sources*, 2011, **196**, 9228–9237.
- 108 Y. Zhao, X. Chang, A. S. Malkani, X. Yang, L. Thompson, F. Jiao and B. Xu, *J. Am. Chem. Soc.*, 2020, **142**, 9735–9743.
- 109 X. Nie, M. R. Esopi, M. J. Janik and A. Asthagiri, *Angew. Chem., Int. Ed.*, 2013, **52**(9), 2611.
- 110 Q. Zhao and E. A. Carter, *J. Chem. Theory Comput.*, 2020, **16**, 6528–6538.
- 111 A. D. Handoko, F. Wei, J. Jendy, B. S. Yeo and Z. W. Seh, *Nat. Catal.*, 2018, **1**(12), 922–934.
- 112 R. Kas, O. Ayemoba, N. J. Firet, J. Middelkoop, W. A. Smith and A. Cuesta, *ChemPhysChem*, 2019, **20**, 2904–2925.
- 113 Y. Zheng, A. Vasileff, X. Zhou, Y. Jiao, M. Jaroniec and S.-Z. Qiao, *J. Am. Chem. Soc.*, 2019, **141**, 7646–7659.
- 114 T. K. Todorova, M. W. Schreiber and M. Fontecave, *ACS Catal.*, 2019, **10**, 1754–1768.
- 115 H. Xiao, T. Cheng, W. A. Goddard III and R. Sundararaman, *J. Am. Chem. Soc.*, 2016, **138**, 483–486.
- 116 H. Xiao, T. Cheng and W. A. Goddard III, *J. Am. Chem. Soc.*, 2017, **139**, 130–136.
- 117 A. J. Garza, A. T. Bell and M. Head-Gordon, *ACS Catal.*, 2018, **8**, 1490–1499.
- 118 J. Zhao, J. Zhao, F. Li and Z. Chen, *J. Mater. Chem. C*, 2018, **122**, 19712–19721.
- 119 Z. Zhao and G. Lu, *ACS Catal.*, 2018, **8**, 3885–3894.
- 120 Y. Feng, W. An, Z. Wang, Y. Wang, Y. Men and Y. Du, *ACS Sustainable Chem. Eng.*, 2019, **8**, 210–222.



- 121 H. Mei, H. Cheng, Z. Wang and J. Li, *Chem. Eng. Sci.*, 2017, **164**, 81–89.
- 122 X.-F. Qiu, H.-L. Zhu, J.-R. Huang, P.-Q. Liao and X.-M. Chen, *J. Am. Chem. Soc.*, 2021, **143**, 7242–7246.
- 123 T. Cheng, H. Xiao and W. A. Goddard III, *Proc. Natl. Acad. Sci. U. S. A.*, 2017, **114**, 1795–1800.
- 124 K. P. Kuhl, E. R. Cave, D. N. Abram and T. F. Jaramillo, *Energy Environ. Sci.*, 2012, **5**, 7050–7059.
- 125 J. Tamura, A. Ono, Y. Sugano, C. Huang, H. Nishizawa and S. Mikoshiba, *Phys. Chem. Chem. Phys.*, 2015, **17**, 26072–26078.
- 126 K.-i. Tominaga, Y. Sasaki, T. Watanabe and M. Saito, *J. Chem. Soc. Chem. Commun.*, 1995, 1489–1490.
- 127 K. Schouten, Y. Kwon, C. Van Der Ham, Z. Qin and M. Koper, *Chem. Sci.*, 2011, **2**, 1902–1909.
- 128 K. U. Calvinho, A. W. Alherz, K. M. Yap, A. B. Laursen, S. Hwang, Z. J. Bare, Z. Clifford, C. B. Musgrave and G. C. Dismukes, *J. Am. Chem. Soc.*, 2021, **143**, 21275–21285.
- 129 X. Xu, Z. Xia, X. Zhang, H. Li, S. Wang and G. Sun, *Nanoscale*, 2020, **12**, 3418–3423.
- 130 M. Qiao, Y. Wang, Q. Wang, G. Hu, X. Mamat, S. Zhang and S. Wang, *Angew. Chem., Int. Ed.*, 2020, **59**, 2688–2694.
- 131 Y. Zheng, F. He, J. Wu, D. Ma, H. Fan, S. Zhu, X. Li, Y. Lu, Q. Liu and X. Hu, *ACS Appl. Nano Mater.*, 2019, **2**, 3538–3547.
- 132 H. Tan, J. Tang, J. Henzie, Y. Li, X. Xu, T. Chen, Z. Wang, J. Wang, Y. Ide and Y. Bando, *ACS Nano*, 2018, **12**, 5674–5683.
- 133 M. Lefèvre, E. Proietti, F. Jaouen and J.-P. Dodelet, *science*, 2009, **324**, 71–74.
- 134 B.-C. Hu, Z.-Y. Wu, S.-Q. Chu, H.-W. Zhu, H.-W. Liang, J. Zhang and S.-H. Yu, *Energy Environ. Sci.*, 2018, **11**, 2208–2215.
- 135 T. Wang, Q. Zhang, K. Lian, G. Qi, Q. Liu, L. Feng, G. Hu, J. Luo and X. Liu, *J. Colloid Interface Sci.*, 2024, **655**, 176–186.
- 136 G. Li, X. Wan, Q. Zheng, M. Yang, Y. Xia, X. Qi, T. Wang and Z. Wu, *Colloids Surf., A*, 2024, **699**, 134713.
- 137 E. Luo, H. Zhang, X. Wang, L. Gao, L. Gong, T. Zhao, Z. Jin, J. Ge, Z. Jiang and C. Liu, *Angew. Chem.*, 2019, **131**, 12599–12605.
- 138 L. Zhang, B. Geng, Y. Gao, H. Kang, P. Wang, C. Liu, H. Xiao, M. Zhao, J. Jia and H. Wu, *Chem. Eng. J.*, 2024, **481**, 148086.
- 139 G. Li, X. Qi, G. Zhang, S. Wang, K. Li, J. Wu, X. Wan, Y. Liu and Q. Li, *Microchem. J.*, 2022, **179**, 107515.
- 140 X. Han, Y. Chang, T. Yue, M. Jia and J. Jia, *J. Alloys Compd.*, 2024, **971**, 172772.
- 141 W. Fan, Z. Li, C. You, X. Zong, X. Tian, S. Miao, T. Shu, C. Li and S. Liao, *Nano energy*, 2017, **37**, 187–194.
- 142 Z.-Z. Wu, X.-L. Zhang, Z.-Z. Niu, F.-Y. Gao, P.-P. Yang, L.-P. Chi, L. Shi, W.-S. Wei, R. Liu and Z. Chen, *J. Am. Chem. Soc.*, 2021, **144**, 259–269.
- 143 S. Zhang, S. Zhao, D. Qu, X. Liu, Y. Wu, Y. Chen and W. Huang, *Small*, 2021, **17**, 2102293.
- 144 C. E. Creissen and M. Fontecave, *Nat. Commun.*, 2022, **13**, 2280.
- 145 S. Zhao, Y. Sun, K. Lu, J. Wang, M. Qiao, Y. Wang, Y. Huang, Y. Wu and Y. Chen, *J. CO₂ Util.*, 2023, **70**, 102420.
- 146 C. Ma, H. Zhang, W. Kong, B. Shen and H. Lyu, *Environ. Funct. Mater.*, 2022, **1**, 284–297.
- 147 Z. Chen, G. Zhang, Y. Wen, N. Chen, W. Chen, T. Regier, J. Dynes, Y. Zheng and S. Sun, *Nano-Micro Lett.*, 2022, **14**, 25.
- 148 F. Pan, H. Zhao, W. Deng, X. Feng and Y. Li, *Electrochim. Acta*, 2018, **273**, 154–161.
- 149 F. Pan, W. Deng, C. Justiniano and Y. Li, *Appl. Catal., B*, 2018, **226**, 463–472.
- 150 X. Wang, Z. Chen, X. Zhao, T. Yao, W. Chen, R. You, C. Zhao, G. Wu, J. Wang and W. Huang, *Angew. Chem.*, 2018, **130**, 1962–1966.
- 151 D. C. Marcano, D. V. Kosynkin, J. M. Berlin, A. Sinitskii, Z. Sun, A. Slesarev, L. B. Alemany, W. Lu and J. M. Tour, *ACS Nano*, 2010, **4**, 4806–4814.
- 152 Z. Geng, X. Kong, W. Chen, H. Su, Y. Liu, F. Cai, G. Wang and J. Zeng, *Angew. Chem.*, 2018, **130**, 6162–6167.
- 153 S. Huygh, A. Bogaerts and E. C. Neyts, *J. Mater. Chem. C*, 2016, **120**, 21659–21669.
- 154 Q. He, Y. Zhang, H. Li, Y. Yang, S. Chen, W. Yan, J. Dong, X. M. Zhang and X. Fan, *Small*, 2022, **18**, 2108034.
- 155 C. Costentin, S. Drouet, M. Robert and J.-M. Savéant, *Science*, 2012, **338**, 90–94.
- 156 S. Lin, C. S. Diercks, Y.-B. Zhang, N. Kornienko, E. M. Nichols, Y. Zhao, A. R. Paris, D. Kim, P. Yang and O. M. Yaghi, *Science*, 2015, **349**, 1208–1213.
- 157 C. Yang, S. Li, Z. Zhang, H. Wang, H. Liu, F. Jiao, Z. Guo, X. Zhang and W. Hu, *Small*, 2020, **16**, 2001847.
- 158 H.-x. Zhong, Q. Zhang, J. Wang, X.-b. Zhang, X.-l. Wei, Z.-j. Wu, K. Li, F.-l. Meng, D. Bao and J.-m. Yan, *ACS Catal.*, 2018, **8**, 3965–3970.
- 159 K.-H. Liu, H.-X. Zhong, S.-J. Li, Y.-X. Duan, M.-M. Shi, X.-B. Zhang, J.-M. Yan and Q. Jiang, *Prog. Mater. Sci.*, 2018, **92**, 64–111.
- 160 Y. Ma, J. Li, X. Liao, W. Luo, W. Huang, J. Meng, Q. Chen, S. Xi, R. Yu and Y. Zhao, *Adv. Funct. Mater.*, 2020, **30**, 2005000.
- 161 C. Yang, Z. Gao, D. Wang, S. Li, J. Li, Y. Zhu, H. Wang, W. Yang, X. J. Gao and Z. Zhang, *Sci. China Mater.*, 2022, **65**, 155–162.
- 162 J. Wang, X. Huang, S. Xi, H. Xu and X. Wang, *Angew. Chem., Int. Ed.*, 2020, **59**, 19162–19167.
- 163 Q. Wang, Y. Lei, D. Wang and Y. Li, *Energy Environ. Sci.*, 2019, **12**, 1730–1750.
- 164 J. Li, Y. Kuang, Y. Meng, X. Tian, W.-H. Hung, X. Zhang, A. Li, M. Xu, W. Zhou and C.-S. Ku, *J. Am. Chem. Soc.*, 2020, **142**, 7276–7282.
- 165 L. Chen, C. He, R. Wang, Q. Li, J. Zeng, W. Liu, Y. Wang, Q. Wang, T. Ye and Y. Tang, *Chin. Chem. Lett.*, 2021, **32**, 53–56.
- 166 R. Yun, F. Zhan, X. Wang, B. Zhang, T. Sheng, Z. Xin, J. Mao, S. Liu and B. Zheng, *Small*, 2021, **17**, 2006951.
- 167 H. Yang, Y. Dang, X. Cui, X. Bu, J. Li, S. Li, Y. Sun and P. Gao, *Appl. Catal., B*, 2023, **321**, 122050.



- 168 F. Song, X. Yong, X. Wu, W. Zhang, Q. Ma, T. Zhao, M. Tan, Z. Guo, H. Zhao and G. Yang, *Appl. Catal., B*, 2022, **300**, 120713.
- 169 A. S. Ismail, M. Casavola, B. Liu, A. Gloter, T. W. van Deelen, M. Versluijs, J. D. Meeldijk, O. Stéphan, K. P. de Jong and F. M. de Groot, *ACS Catal.*, 2019, **9**, 7998–8011.
- 170 R. Satthawong, N. Koizumi, C. Song and P. Prasassarakich, *Catal. Today*, 2015, **251**, 34–40.
- 171 G. Wu, J. Wang, W. Ding, Y. Nie, L. Li, X. Qi, S. Chen and Z. Wei, *Angew. Chem., Int. Ed.*, 2016, **55**, 1340–1344.
- 172 M. Ding, *Asian J. Chem.*, 2014, **26**, 1808.
- 173 N. Liu, J. Wei, J. Xu, Y. Yu, J. Yu, Y. Han, K. Wang, J. I. Orege, Q. Ge and J. Sun, *Appl. Catal., B*, 2023, **328**, 122476.
- 174 H. Zhong, M. Ghorbani-Asl, K. H. Ly, J. Zhang, J. Ge, M. Wang, Z. Liao, D. Makarov, E. Zschech and E. Brunner, *Nat. Commun.*, 2020, **11**, 1409.
- 175 W. Cheng, P. Yuan, Z. Lv, Y. Guo, Y. Qiao, X. Xue, X. Liu, W. Bai, K. Wang and Q. Xu, *Appl. Catal., B*, 2020, **260**, 118198.
- 176 W. Ju, A. Bagger, G.-P. Hao, A. S. Varela, I. Sinev, V. Bon, B. Roldan Cuenya, S. Kaskel, J. Rossmeisl and P. Strasser, *Nat. Commun.*, 2017, **8**, 1–9.
- 177 X. Yang, T. Tat, A. Libanori, J. Cheng, X. Xuan, N. Liu, X. Yang, J. Zhou, A. Nashalian and J. Chen, *Mater. Today*, 2021, **45**, 54–61.
- 178 F. Pan, H. Zhang, K. Liu, D. Cullen, K. More, M. Wang, Z. Feng, G. Wang, G. Wu and Y. Li, *ACS Catal.*, 2018, **8**, 3116–3122.
- 179 X. C. Huang, Y. Y. Lin, J. P. Zhang and X. M. Chen, *Angew. Chem., Int. Ed.*, 2006, **45**, 1557–1559.
- 180 W. Ren, X. Tan, W. Yang, C. Jia, S. Xu, K. Wang, S. C. Smith and C. Zhao, *Angew. Chem., Int. Ed.*, 2019, **58**, 6972–6976.
- 181 J. R. Croy, S. Mostafa, J. Liu, Y.-h. Sohn and B. Roldan Cuenya, *Catal. Lett.*, 2007, **118**, 1–7.
- 182 B. Roldan Cuenya, J. R. Croy, S. Mostafa, F. Behafarid, L. Li, Z. Zhang, J. C. Yang, Q. Wang and A. I. Frenkel, *J. Am. Chem. Soc.*, 2010, **132**, 8747–8756.
- 183 G. Winter, D. Thompson and J. Loehe, *Inorganic syntheses*, 1973, **14**, 99–104.
- 184 S. Kunze, P. Grosse, M. Bernal Lopez, I. Sinev, I. Zegkinoglou, H. Mistry, J. Timoshenko, M. Y. Hu, J. Zhao and E. E. Alp, *Angew. Chem.*, 2020, **132**, 22856–22863.

