

Cite this: *Chem. Sci.*, 2025, 16, 3938

All publication charges for this article have been paid for by the Royal Society of Chemistry

## Stereoselective synthesis of atropisomeric amides enabled by intramolecular acyl transfer†

Jack M. Wootton,<sup>a</sup> Natalie J. Roper,<sup>b</sup> Catrin E. Morris,<sup>a</sup> Victoria E. Maguire,<sup>a</sup> Lee C. Duff,<sup>a</sup> Paul G. Waddell,<sup>b</sup> Adrian C. Whitwood,<sup>b</sup> Richard J. Gammons,<sup>a</sup> Afjal H. Miah,<sup>c</sup> Jason M. Lynam,<sup>b</sup> Roly J. Armstrong<sup>b\*</sup> and William P. Unsworth<sup>b\*</sup>

C–N atropisomeric amides are important compounds in medicinal chemistry and agrochemistry. Atropselective methods for their synthesis are therefore important. In this study, a novel strategy to make C–N atropisomeric amides based on intramolecular acyl transfer *via* a tethered Lewis basic pyridine or tertiary amine group is reported. The reactions operate under kinetic control and in most cases are highly atropselective, with the products isolable as pure, single diastereoisomers following chromatography. The kinetically favored atropisomer can also be isomerised into the alternative thermodynamically favored atropisomer upon heating. The kinetic and thermodynamic outcomes are supported by computational studies, while additional mechanistic studies support operation *via* initial fast acylation of the Lewis basic group, followed by rate-determining acyl transfer, which also enables control over the atropisomer formed.

Received 27th August 2024  
Accepted 19th January 2025

DOI: 10.1039/d4sc05760k

rsc.li/chemical-science

## Introduction

Molecular rearrangement reactions that operate *via* cascade processes are of great importance in synthetic chemistry.<sup>1</sup> In large part, this is due to their ability to generate complex organic architectures with high efficiency from comparatively simple precursors, often *via* non-intuitive retrosynthetic disconnections. Bond formation *via* rearrangement can also bring additional synthetic advantages, notably including the control of stereochemistry.<sup>2,3</sup>

The cascade ring expansion method<sup>4–7</sup> summarised in Scheme 1A, recently developed by our York group, is one such example.<sup>4a</sup> When this method was conceived, the primary focus was to develop a general strategy for the synthesis of medium-sized rings that does not require high-dilution reaction conditions.<sup>8</sup> Reaction *via* a ring expansion cascade enabled this to be achieved, by splitting the inefficient end-to-end cyclisation into two more kinetically favourable steps; thus, a cyclisation (**1** → **2a** → **2b**) and ring expansion cascade (**2b** → **2c** → **3**) enabled medium-sized lactones and lactams to

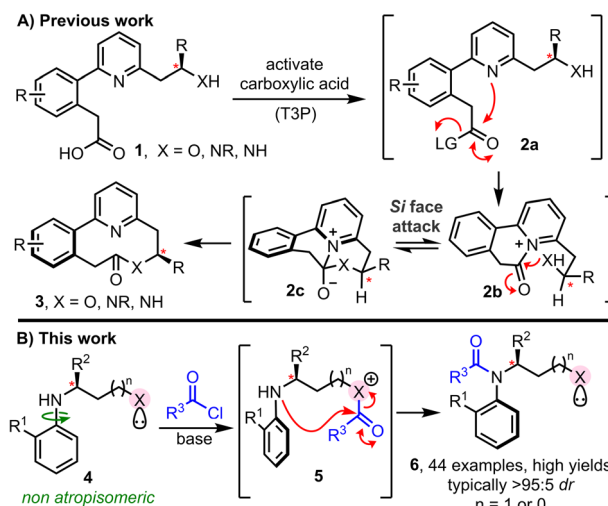
be prepared in high yields, at 0.1 M concentration. The cascade proceeding solely *via* 6-membered ring cyclisation steps is key to the kinetic improvements in this cyclisation reaction. Furthermore, the same feature also enabled biaryl containing linear starting materials **1** to undergo cyclisation to form medium-sized ring lactones/lactams **3** as single atropisomers, with the point stereogenic centre (labelled\*) enabling control of the axial chirality of the biaryl unit in the product;<sup>9,10</sup> the

<sup>a</sup>Department of Chemistry, University of York, York, YO10 5DD, UK. E-mail: william.unsworth@york.ac.uk

<sup>b</sup>School of Natural and Environmental Sciences, Newcastle University, Newcastle Upon Tyne, NE1 7RU, UK. E-mail: roly.armstrong@newcastle.ac.uk

<sup>c</sup>GSK, Gunnels Wood Rd, Stevenage, SG1 2NY, UK

† Electronic supplementary information (ESI) available: Experimental procedures and characterization data for new compounds. CCDC 2362628, 2362629, 2363258–2363260 and 2363322. For ESI and crystallographic data in CIF or other electronic format see DOI: <https://doi.org/10.1039/d4sc05760k>



**Scheme 1** (A) Previous work: atropselective medium-sized ring synthesis enabled *via* point-to-axial chiral transfer; (B) this work: atropselective amide synthesis enabled by intramolecular acyl transfer.



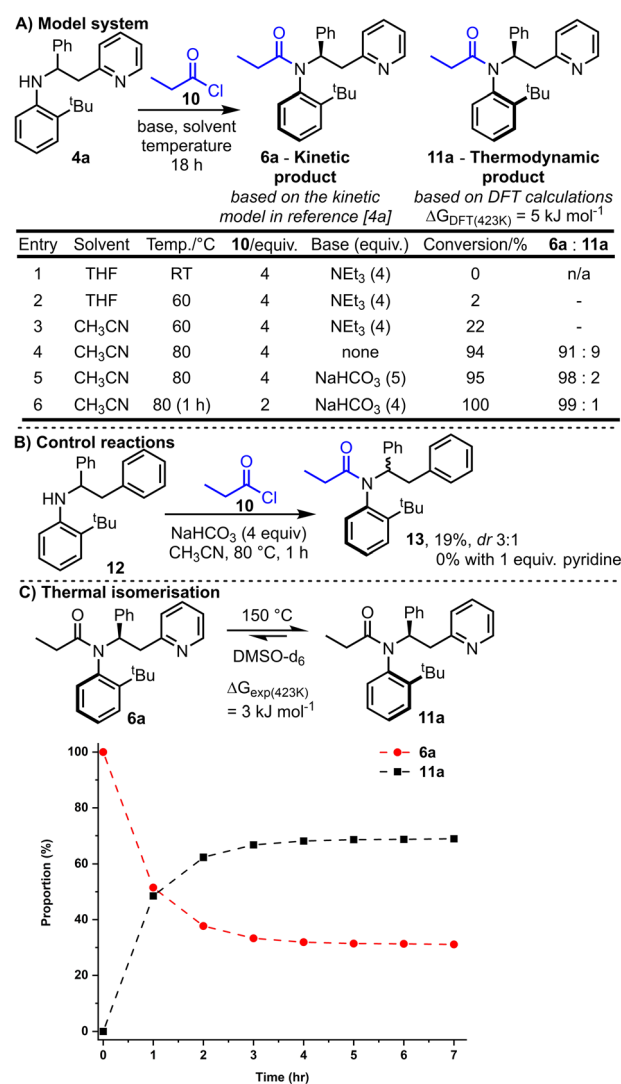
stereogenic centre present in **1** is able to direct the facial selectivity of nucleophilic attack at prochiral acyl ammonium intermediate **2b**. Si face attack is proposed to be favoured, due to the preference for the *R* group of the labelled stereogenic centre to adopt a pseudo-equatorial orientation during the key cyclisation step (**2b** → **2c**). This concept was later extended to longer cascade ring expansion methods, with the same high level of atropselectivity observed. Our aim in this study was to establish whether the concept of intramolecular acyl transfer can be used much more broadly to facilitate the stereoselective synthesis of C–N atropisomeric amides, an emerging class of chiral materials with significant potential in pharmaceuticals and agriscience.<sup>11</sup> A variety of elegant methods have been reported for the synthesis of such materials, including stereoselective *N*-alkylation, amination, annulation and C–H activation.<sup>12</sup> However, while *N*-acylation is the most widespread approach for conventional amide synthesis, it has scarcely been applied to prepare C–N atropisomeric amides. To the best of our knowledge, the only examples reported to date involve acylation of acidified nitrogen nucleophiles, for example, in elegant studies reported by Lu, Zhao, Dong and Miller involving acylation of sulfonamides and carboxamides.<sup>13</sup> In contrast, methods for the direct atropselective acylation of unactivated anilines are undeveloped.<sup>14</sup> The major challenge here is that atropisomeric systems are by definition sterically congested, and hence achieving efficient acylation whilst simultaneously controlling the configuration of a new stereogenic axis is extremely challenging.

With these points in mind, we set out to design a new method for the stereoselective synthesis of atropisomeric amides enabled by intramolecular acyl transfer. Our reaction design is summarised in Scheme 1B. We proposed that pro-atropisomeric secondary anilines substituted with a Lewis-basic activating group (*i.e.* **X** in **4**) could promote amide bond formation *via* an initial acylation of the more nucleophilic site (**4** → **5**), followed by intramolecular acyl transfer onto the aniline (**5** → **6**). In such a design the activating group should play two key roles: (1) act an internal nucleophilic catalyst to accelerate aniline *N*-acylation intramolecularly; (2) deliver the acyl group to the aniline stereoselectively. For both points to succeed, ensuring that acyl transfer proceeds *via* a 5- or 6-membered cyclic transition state is a key design feature, as this should help to accelerate the key acyl transfer step, and enable a point stereogenic centre (labelled\*) adjacent to the Lewis base to impart control over the atropisomer formed.

The successful realisation of this idea is reported herein. In total, 44 C–N atropisomeric amides have been prepared using this concept, most in high yield. The products obtained all contain two chiral elements, with the stereoselective synthesis of compounds containing multiple chiral elements of much current interest.<sup>15</sup> Atropselectivity is high (typically >95 : 5 dr) and the products are isolable as single diastereoisomers in all cases. Mechanistic and computational studies support our proposed acyl transfer mechanism, with the reactions thought to operate under kinetic control. Isomerisation (*via* C–N bond rotation) to allow formation of the thermodynamically favoured atropisomer is possible upon heating.

## Results and discussion

We started by exploring model substrate **4a**, which contains a 2-pyridyl group as the Lewis-basic activator. Before embarking on synthetic work, computational studies were performed to examine the energy of the two atropisomers potentially accessible from the *N*-acylation of **4a** with propionyl chloride **10** (Scheme 2A). Thus, the relative Gibbs free energy of atropisomers **6a** and **11a** were calculated using Density Functional Theory (DFT, B3LYP/6-31G\*)<sup>14c</sup> and atropisomer **11a** was calculated to be lower in energy by 5 kJ mol<sup>-1</sup>. This relatively small energy difference suggests that a mixture of atropisomers **6a** and **11a** would likely be obtained if the reaction operates under thermodynamic control. Intriguingly, this predicted outcome differs to that expected if the kinetic model used to explain the stereoselectivity in our analogous ring expansion system<sup>14a</sup> is applicable here; this kinetic model predicts the formation of isomer **6a**.



Scheme 2 Optimisation of the synthesis (A), control reactions (B) and isomerisation studies for our model substrate, amide **6a** (C). In (C), the dashed lines are shown as a guide to the eye.



Synthetic studies commenced by reacting racemic aniline **4a** and propionyl chloride **10** in the presence of base. Conversion into products **6a** and **11a** and their ratio was measured by  $^1\text{H}$  NMR analysis of the unpurified reaction mixture. Selected reaction optimisation results are summarised in the Scheme 2A, with full details included in the ESI.†

No conversion was observed when the reaction was performed at RT (entry 1), but upon increasing the temperature to 80 °C (entries 4–6) good conversion into the desired *N*-acylated products **6a** and **11a** was achieved. Optimal conditions were found based upon heating for 1 h at 80 °C with solid  $\text{NaHCO}_3$  (4 equivalents) and 2 equivalents of propionyl chloride **10** (entry 6). These conditions enabled full conversion, and the formation of a  $\approx 99:1$  mixture of atropisomers, with isomer **6a** (the predicted kinetic product) being the major product formed.<sup>16</sup>

Note that the ratio of acid chloride to base has a significant influence on the reaction conversion; for example, higher conversion was observed using the optimised conditions (entry 6) compared with the entry 5 conditions, despite fewer equivalents of acid chloride being used and shorter reaction time.

The importance of the pyridine nitrogen is demonstrated by the control reactions summarised in Scheme 2B. Thus, an alternative aniline substrate **12** was prepared, analogous to the model substrate **4a** but lacking the pyridine nitrogen group (N is replaced by CH in **12**). When this aniline **12** was reacted under the optimised reaction conditions, only 19% conversion into **13** was observed (compared with 100% conversion for **4a**), and the acylated product **13** was obtained with a much-reduced dr (3 : 1, compared with 99 : 1 for **4a**). To probe whether merely the presence of pyridine in the reaction aids the reaction, for example by acting as a nucleophilic catalyst, the same control reaction was repeated with the additional inclusion of 1 equivalent of pyridine in the reaction. In this case, no conversion of **12** was observed; surprisingly, the exogenous pyridine inhibited, rather than catalysed, the acylation of aniline **12**.

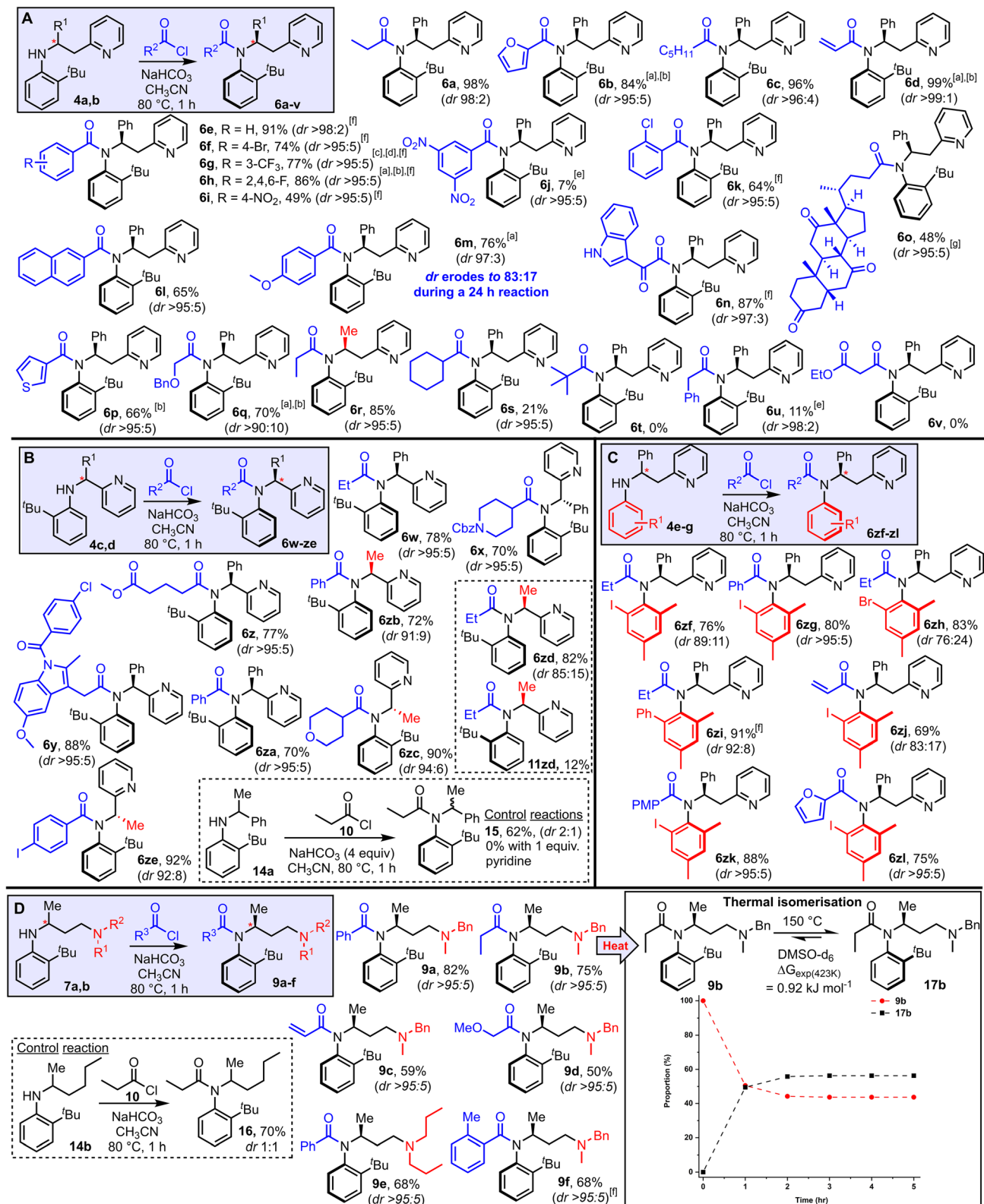
With the major atropisomer **6a** being the predicted kinetic product, we postulated that heating **6a** might allow isomerisation into atropisomer **11a** based on the DFT calculations. Heating a pure sample of amide **6a** at 80 °C for 18 h in acetonitrile resulted in no change in the dr; this suggests that **6a** is configurationally stable under the reaction conditions, in line with the barriers for C–N rotation in related systems.<sup>17</sup> Isomerisation of **6a** could be achieved with more vigorous heating however. Thus, heating a  $d_6$ -DMSO solution of pure **6a** at 150 °C resulted in partial isomerisation into a roughly 2 : 1 mixture of **11a** : **6a** (Scheme 2C).<sup>18</sup> After  $\approx 4$  h, an equilibrium appeared to have been established between the two isomers, in favour of **11a**. The 2 : 1 equilibrium ratio can be extrapolated into a Gibbs free energy difference of  $\approx 3$  kJ mol<sup>-1</sup> between **6a** and **11a** at 150 °C, supporting the small difference (5 kJ mol<sup>-1</sup>) calculated using DFT. A relatively high activation barrier to Ar–N rotation was determined from this experimental data (**6a**  $\rightarrow$  **11a** = 134.7 kJ mol<sup>-1</sup>, see ESI† for details), attesting to the very high configurational stability of the amides at RT.

Attention next turned to examining the scope of this new method for the stereoselective synthesis of atropisomeric amides (Scheme 3). The scope of the method with respect to

different acyl groups was tested first, by reacting aniline **4a** with various acid chlorides under the standard conditions. Highly atropselective *N*-acylation was observed in the majority of cases tested, enabling the isolation of a wide array of functionalised amides (**6a–q**, Scheme 3A) as single atropisomers in high yields. Note that in all examples featured in Scheme 3, the dr quoted relates to the dr of the unpurified reaction mixture, and unless stated, the yields refer to the isolated yield of the major atropisomer shown; in most cases separation of the major and minor isomers was straightforward using standard silica-based flash column chromatography. The assignment of the relative stereochemistry is supported by X-ray crystallographic studies, with an X-ray crystal structure having been obtained for products (**6b**, **6e**, **6w**, **6zf** and **6zi**, **9a**) which includes at least one example in each substrate class featured in Schemes 3A–D. Broad functional group compatibility was demonstrated, with successful atropselective examples including products generated from alkyl (**6a**, **6c**), aryl (**6e–k**), heteroaryl (**6b**, **6n**, **6p**), naphthyl (**6l**), ether (**6q**) and steroidal (**6o**) acyl chlorides, all isolated as single atropisomers and with at least 90 : 10 dr in the unpurified reaction mixture. Replacing the phenyl substituent at the stereogenic center with a methyl group was also well tolerated, both in terms of yield and dr (**6r**). Substrates that performed less well in terms of reaction conversion were those using a very electron-poor acid chloride (**6j**), sterically demanding acid chlorides (**6s**, **t**) and acid chlorides with acidic methylene groups (**6u**, **v**); although notably in these cases in which low conversion was observed, the atropselectivity remained high. In most substrates, the chiral axis appears to be configurationally stable under the reaction conditions and hence the reactions are thought to be under kinetic control. However, products **6m** represents a notable exception. In this case, some erosion of the dr (97 : 3  $\rightarrow$  83 : 17) was observed upon increasing the reaction time from 1 h to 24 h, which enabled the minor atropisomer (**11m**, see ESI†) to be isolated in 17% yield using the longer reaction time. Electron-rich acyl substituents are known to lower the barrier to Ar–N rotation in related amide systems, explaining the anomalous behavior in this case.<sup>19</sup>

The effect of shortening the tether length between the aniline and pyridine groups was examined next, through *N*-acylation of anilines **4c** and **4d** (Scheme 3B). In these cases, acyl transfer *via* a 5-membered cyclic transition state, rather than 6-membered, is required, and pleasingly the strategy was similarly effective. Thus, amides **6w–ze** were all obtained in good yields. The dr in the unpurified mixture were high in all cases, with the lowest dr being the 85 : 15 ratio observed for **6zd**; in this case, both isomers **6zd** and **11zd** were isolated following column chromatography in yields in line with this ratio. A control reaction was also performed for this system, with aniline **14a** (*cf.* **4d**, with pyridine replaced by phenyl), with a drop in yield (62%) and a marked reduction in dr (2 : 1) observed, again attesting to the importance of the Lewis basic pyridine group (Scheme 3B box). The results summarised in Scheme 3C show that other substituted anilines able to impart atropisomerism following *N*-acylation are also compatible with this approach. Thus, 2,4,6-trisubstituted aniline derivatives with iodide (**6zf–zg**, **6zj–zl**),





**Scheme 3** Reaction scope (A–D). Reactions were performed by heating the aniline (1 equiv.), acid chloride (2 equiv.),  $\text{NaHCO}_3$  (4 equiv.) in  $\text{CH}_3\text{CN}$  for 1 h at  $80^\circ\text{C}$  unless stated. <sup>a</sup>3 equiv. acid chloride used. <sup>b</sup>2 h reaction time. <sup>c</sup>4 equiv. acid chloride used. <sup>d</sup>3 h reaction time. <sup>e</sup>24 h reaction time. <sup>f</sup>As a mixture of rotamers (amide bond), see ESI† for details. <sup>g</sup>In this case >95 : 5 dr refers to the atropselectivity of the atropisomeric amide portion only; the product is a 1 : 1 mixture of diastereomers with respect to the steroid portion. (D) The dashed lines are shown as a guide to the eye. X-ray crystallographic data were obtained to support the assignments for products **6b**, **6e**, **6w**, **6zf**, **6zi**, and **9a**.

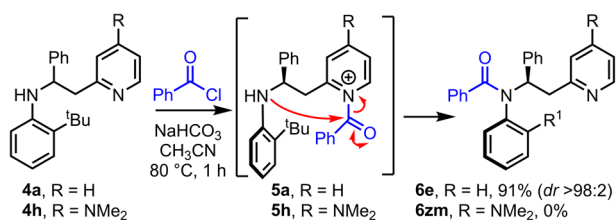




bromide (**6zh**) and phenyl (**6zi**) substituents were all obtained in good yields and with high atropselectivity in most cases tested.

Finally, the results in Scheme 3D show that the Lewis basic group does not need to be pyridine, and that the concept can be extended to aliphatic tertiary amines. Thus, anilines **7a** and **7b** were reacted under the standard reaction conditions and converted into amides **9a–f** as single atropisomers in all cases. As before, a control substrate lacking the Lewis basic amine group (**14b**) was reacted under the same conditions, and while *N*-acylation took place to afford amide **16** in 70% yield, it was obtained as a 1 : 1 mixture of atropisomers. As for the pyridine-containing systems, it is likely that these reactions are also under kinetic control. To explore this notion, DFT calculations were performed to calculate the relative Gibbs free energies of amide **9b** and its atropisomer **17b**, using the same computational methodology described earlier. These calculations reveal that the observed isomer **9b** lies 2 kJ mol<sup>-1</sup> higher in energy than **17b**, which means at thermodynamic equilibrium both species would be present in similar amounts. Based on these data, partial isomerism to the thermodynamic distribution of products should be possible, and indeed heating a sample of pure **9b** to 150 °C in DMSO-*d*<sub>6</sub> allowed smooth isomerisation into a 58 : 42 mixture of **17b** : **9b**, with equilibrium reached after around 2 h.

Having established that the method has broad scope, we then moved onto better understanding the acyl transfer mechanism which underpins the observed atropselectivity. As the pyridine group in our model system **4a** is proposed to act as a nucleophilic catalyst, one might expect that the installation of an electron donating 4-NMe<sub>2</sub> group onto the pyridine would lead to enhanced Lewis-basicity, thereby improving the rate of reaction – akin to the rate enhancement observed in intermolecular acylation reactions catalyzed by the well-known nucleophilic catalyst, 4-dimethylaminopyridine (DMAP) (Scheme 4). However, while model system **4a**, which has an unsubstituted pyridine group, undergoes atropselective acylation in high yield and *dr* to form **6e** using the standard protocol, the analogous DMAP-like substrate **4h** failed to afford the expected amide product **6zm**. Acylation of the DMAP-like pyridine moiety (**4h** → **5h**) was expected to occur quickly under the reaction conditions, therefore, this suggested that failure of the acyl transfer step was responsible for this outcome. This is presumably a result of the 4-NMe<sub>2</sub> substituted *N*-acyl pyridinium intermediate **5h** being more stable, and hence less reactive, than its unsubstituted analogue **5a**. Evidence in support of this notion



Scheme 4 A comparison of the efficiency of acyl transfer for substituted pyridines.

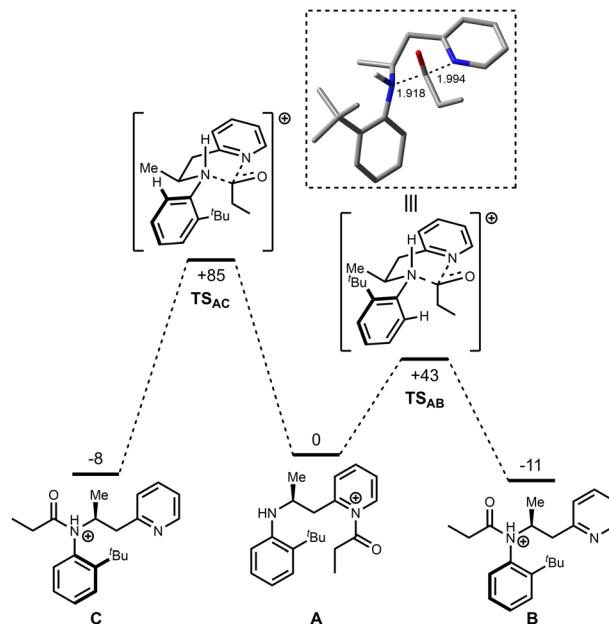
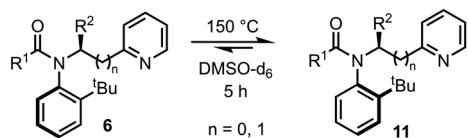


Fig. 1 DFT-calculated pathway for the acyl transfer reaction. Energies are Gibbs energies in kJ mol<sup>-1</sup> at the B3LYP/6-31G\* level at 353 K relative to A. Bond lengths are in Ångstroms.

was obtained by <sup>1</sup>H NMR, in which observation of signals consistent with an analogue of *N*-acyl pyridinium intermediate **5h** were observed (see ESI,† Section 6). These results therefore suggest that the intramolecular acyl transfer is likely the rate limiting step in this transformation.

Based on the theory that the intramolecular acyl transfer is rate limiting, this step was examined in more detail using DFT calculations and the resulting potential energy surface is shown in Fig. 1. Two potential atropisomers (**B** and **C**) were located that arise from acyl transfer from initially formed product **A**. In the calculations **B** and **C** correspond to the *N*-protonated versions of the isolated products (**B** would form **6r**, for example). Transition states connecting **A** to **B** (TS<sub>AB</sub>) and **A** to **C** (TS<sub>AC</sub>) were located which correspond to the synchronous transfer of the acyl group from the pyridine to amine groups. In TS<sub>AB</sub> for example, the acyl group is essentially equidistant between the two nitrogen atoms (Fig. 1 box) and is reminiscent of an S<sub>N</sub>2-type transition state, albeit at an sp<sup>2</sup>-hybridised carbon center. Importantly, TS<sub>AB</sub> lies at considerably lower energy (+43 kJ mol<sup>-1</sup> relative to **A**) than TS<sub>AC</sub> (+85 kJ mol<sup>-1</sup>) an effect that may be linked to an unfavorable steric interaction between the <sup>t</sup>Bu-substituent and the acyl group in the higher energy transition state. This supports the premise that the reaction is under kinetic control, determined by the topology of this transition state, especially when considering that **B** (–11 kJ mol<sup>-1</sup>) and **C** (–8 kJ mol<sup>-1</sup>) are very similar in energy, implying that there is no significant thermodynamic preference for either product. Note, the calculated relative energies of cationic species **B** and **C** (*i.e.* **B** being slightly lower in energy than **C**) differ from the trend in relative energies seen when comparing the analogous neutral isomers (**6** and **11**), but it is the latter which will ultimately dictate the equilibrium





Substrate	Equilibrium ratio (6 : 11)	$\Delta G_{\text{exp}} / \text{kJ mol}^{-1}$	$\Delta G_{\text{DFT}} / \text{kJ mol}^{-1}$	Isolated yield of <b>11</b>
<b>6a</b>	32 : 68	2.6	5	<b>11a</b> , 58%
<b>6b</b>	38 : 62	1.7	7	-
<b>6f</b>	40 : 60	1.4	5	-
<b>6h</b>	32 : 68	2.6	8	-
<b>6i</b>	43 : 57	1.7	3	-
<b>6k</b>	38 : 62	1.7	7	-
<b>6l</b>	42 : 58	1.2	4	-
<b>6m</b>	43 : 57	0.9	4	-
<b>6p</b>	40 : 60	1.4	6	-
<b>6r</b>	40 : 60	1.4	4	-
<b>6w</b>	27 : 73	3.5	1	-
<b>6za</b>	30 : 70	3.1	1	-
<b>6zb</b>	12 : 88	6.8	12	<b>11zb</b> , 72%

Scheme 5 Equilibration of atropisomers **6** into **11** upon heating to 150 °C with experimental and calculated (DFT, B3LYP/6-31G\*)  $\Delta G$  values at 150 °C.

ratio obtained following thermal isomerization (*vide infra*, Scheme 5).

To further support idea that the reactions are under kinetic control, a range of other substrates **6** prepared in the substrate scoping series were heated in an attempt to promote isomerisation to the thermodynamic atropisomer **11** (Scheme 5). In total, 13 isomerically pure pyridine-containing products **6** were heated for 5 hours at 150 °C in  $d_6$ -DMSO. The samples were then

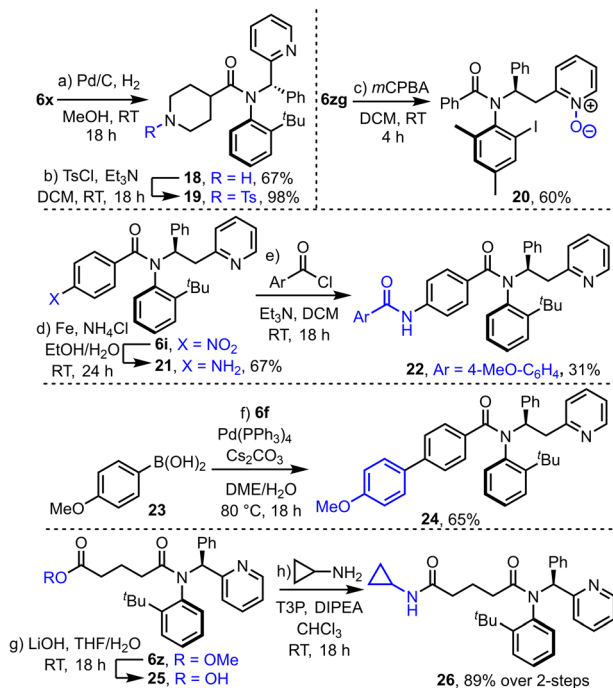
cooled to RT and analysed by  $^1\text{H}$  NMR to determine the dr. The samples were then re-heated for a further 1 hour at 150 °C, and if no change in dr was observed it was assumed that equilibrium had been reached. In all cases, atropisomer **11** was found to be the major isomer after heating. In two cases, (**11a** and **11zb**), the newly formed isomer was isolated in good yield as a single atropisomer following column chromatography. These experimentally determined equilibrium diastereomeric ratios were used to calculate the difference in free energy between the two atropisomers ( $\Delta G_{\text{exp}}$ ) and for selected cases, this was compared to the free energy difference calculated using DFT ( $\Delta G_{\text{DFT}}$ ). In general,  $\Delta G_{\text{DFT}}$  was larger than  $\Delta G_{\text{exp}}$ , although the values were within the error of the calculation in most cases and the calculated and experimental results were in agreement that **11** is the more stable atropisomer.

Finally, to show the potential of the products for further synthetic transformations, their compatibility with a range of further derivatization reactions was demonstrated (Scheme 6). For example, hydrogenolysis of Cbz-protected piperidine derivative **6x** yielded amine **18**, which has been converted into sulfonamide **19** in a straightforward manner. *N*-oxide formation is also relatively straightforward (**6zg**  $\rightarrow$  **20**) using *m*CPBA. Nitro-benzene derivative **6i** was converted into aniline **21** *via* an iron-mediated reduction, and subsequently acylated to form amide **22**. Product **6f** is compatible with typical Suzuki–Miyaura cross coupling with boronic acid **23** to form coupled product **24**, and ester tethered substrate **6z** underwent hydrolysis and coupling to form amide **26** in high yield over this 2-step sequence.

## Conclusions

In summary, a new stereoselective synthesis for the synthesis of C–N atropisomeric amides has been developed, enabled by intramolecular acyl transfer from an internal Lewis-basic activating group. The method is broad in scope, high yielding and in most cases highly atroposelective, with the products isolable as pure, single atropisomers following chromatography. The reactions are thought to be under kinetic control and form products that are configurationally stable at RT. The kinetic products can also be isomerised into the more stable thermodynamic atropisomer upon heating. Supporting DFT studies align well with the synthetic outcomes, and along with mechanistic studies performed on a DMAP-like analogue, support operation *via* initial fast acylation of the Lewis basic group, followed by rate-determining acyl transfer, which also controls formation of the kinetic atropisomer.

The importance of C–N atropisomeric amides in medicinal chemistry and agrochemistry (and indeed interest in the control of axial chirality more broadly) means that this concept is expected to be of much interest to scientists in these fields, especially those working to prepare biologically active chiral materials. The ability of ubiquitous nitrogen-containing functional groups (pyridines and tertiary amines) to serve as Lewis bases in these atroposelective transformations is also noteworthy.



Scheme 6 Various synthetic derivatisation reactions of atropisomeric amides produced in this study.



## Data availability

The data that support the findings of this study are available in the ESI† of this article, including detailed experimental procedures, characterization data for new compounds, and details of computational methods. Crystallographic data have been deposited with the Cambridge Crystallographic Data Centre: CCDC 2363258 (6b), 2363259 (6c) 2363260 (6w) 2362628 (6zf), 2362629 (6zi) and 2363322 (9a).

## Author contributions

The project was conceived and designed by WPU and RJA. Initial method development and optimisation was done by JMW. Reaction scope and further method development was done by JMW, NJR, CEM, VEW and LCD. The manuscript was written through contributions from all authors. X-ray crystallography data acquisition, processing and analysis was done by PCW, ACW and RJG. Computational chemistry was done by JML and JMW. AHM provided general advice and industrial steer. The project was directed and managed by WPU and RJA.

## Conflicts of interest

There are no conflicts to declare.

## Acknowledgements

The authors would like to thank GSK and the University of York for financially supporting the PhD studentship of J. M. W. We also gratefully acknowledge EPSRC (EP/S022791/1) and the Bill and Milica Beck PhD Endowment Fund for supporting the PhD studentship of N. J. R. The computational work in this project was undertaken on the Viking Cluster, a high-performance computing facility provided by the University of York. We are grateful for computational support from the University of York High Performance Computing service, Viking and the Research Computing team. JML is supported by a Royal Society Industrial Fellowship (INF/R1\221057). Finally, we would like to acknowledge the committee and all participants of the Gregynog Synthesis Workshop 2022 – at which, the ideas that underpin this manuscript were seeded.

## Notes and references

- For reviews and perspectives on cascade reactions, see: (a) L. F. Tietze and U. Beifuss, *Angew. Chem., Int. Ed.*, 1993, **32**, 131; (b) R. J. K. Taylor, M. Reid, J. Foot and S. A. Raw, *Acc. Chem. Res.*, 2005, **38**, 851; (c) K. C. Nicolaou and J. S. Chen, *Chem. Soc. Rev.*, 2009, **38**, 2993; (d) B. Prabagar, N. Ghosh and A. K. Sahoo, *Synlett*, 2017, **28**, 2539; (e) J. M. Sperl and V. Sieber, *ACS Catal.*, 2018, **8**, 2385; (f) H.-M. Huang, M. H. Garduño-Castro, C. Morrill and D. J. Procter, *Chem. Soc. Rev.*, 2019, **48**, 4626; (g) J. M. Wootton, J. K. F. Tam and W. P. Unsworth, *Chem. Commun.*, 2024, **60**, 4999.
- For stereoselective rearrangement reactions, see: (a) T. H. West, S. S. M. Spoehrle, K. Kasten, J. E. Taylor and A. D. Smith, *ACS Catal.*, 2015, **5**, 7446; (b) Y. Liu, X. Liu and X. Feng, *Chem. Sci.*, 2022, **13**, 12290.
- For review articles covering atropselective rearrangement reactions, see: (a) S.-H. Xiang, W.-Y. Ding, Y.-B. Wang and B. Tan, *Nat. Catal.*, 2024, **7**, 483; (b) J. K. Cheng, S.-H. Xiang, S. Li, L. Ye and B. Tan, *Chem. Rev.*, 2021, **121**, 4805.
- (a) A. Lawer, J. A. Rossi-Ashton, T. C. Stephens, B. J. Challis, R. G. Epton, J. M. Lynam and W. P. Unsworth, *Angew. Chem., Int. Ed.*, 2019, **58**, 13942; (b) I. Zalesky, J. M. Wootton, J. K. F. Tam, D. E. Spurling, W. C. Glover-Humphreys, J. R. Donald, W. E. Orukotan, L. C. Duff, B. J. Knapper, A. C. Whitwood, T. F. N. Tanner, A. H. Miah, J. M. Lynam and W. P. Unsworth, *J. Am. Chem. Soc.*, 2024, **146**, 5702.
- For cascade ring expansion reactions developed by our group, see: (a) C. Kitsiou, J. J. Hindes, P. I'Anson, P. Jackson, T. C. Wilson, E. K. Daly, H. R. Felstead, P. Hearnshaw and W. P. Unsworth, *Angew. Chem., Int. Ed.*, 2015, **54**, 15794; (b) L. G. Baud, M. A. Manning, H. L. Arkless, T. C. Stephens and W. P. Unsworth, *Chem.-Eur. J.*, 2017, **23**, 2225; (c) T. C. Stephens, M. Lodi, A. M. Steer, Y. Lin, M. T. Gill and W. P. Unsworth, *Chem.-Eur. J.*, 2017, **23**, 13314; (d) T. C. Stephens, A. Lawer, T. French and W. P. Unsworth, *Chem.-Eur. J.*, 2018, **24**, 13947; (e) K. Y. Palate, R. G. Epton, A. C. Whitwood, J. M. Lynam and W. P. Unsworth, *Org. Biomol. Chem.*, 2021, **19**, 1404; (f) K. Y. Palate, Z. Yang, A. C. Whitwood and W. P. Unsworth, *RSC Chem. Biol.*, 2022, **3**, 334; (g) Z. Yang, I. Zalesky, R. G. Epton, A. C. Whitwood, J. M. Lynam and W. P. Unsworth, *Angew. Chem., Int. Ed.*, 2023, **62**, e202217178; (h) Z. Yang, C. R. B. Swanson and W. P. Unsworth, *Synlett*, 2022, **34**, 1694; (i) Z. Yang, J. K. F. Tam, J. M. Wootton, J. M. Lynam and W. P. Unsworth, *Chem. Commun.*, 2023, **59**, 7927; (j) W. E. Orukotan, K. Y. Palate, B. Pogrányi, P. Bobinski, R. G. Epton, L. Duff, A. C. Whitwood, G. Grogan, J. M. Lynam and W. P. Unsworth, *Chem.-Eur. J.*, 2024, **30**, e202303270.
- For cascade ring expansion methods from other groups, see: (a) L. Li, Z.-L. Li, F.-L. Wang, Z. Guo, Y.-F. Cheng, N. Wang, X.-W. Dong, C. Fang, J. Liu, C. Hou, B. Tan and X.-Y. Liu, *Nat. Commun.*, 2016, **7**, 13852; (b) R. Mendoza-Sanchez, V. B. Corless, Q. N. N. Nguyen, M. Bergeron-Brlek, J. Frost, S. Adachi, D. J. Tantillo and A. K. Yudin, *Chem.-Eur. J.*, 2017, **23**, 13319; (c) R. Costil, Q. Lefebvre and J. Clayden, *Angew. Chem., Int. Ed.*, 2017, **56**, 14602; (d) D. R. Loya, A. Jean, M. Cormier, C. Fressigné, S. Nejtrotti, J. Blanchet, J. Maddaluno and M. De Paolis, *Chem.-Eur. J.*, 2018, **24**, 2080; (e) S. Grintsevich, A. Sapegin, E. Reutskaya, S. Peintner, M. Erdelyi and M. Krasavin, *Eur. J. Org. Chem.*, 2020, 5664; (f) J. Shang, V. J. Thombare, C. L. Charron, U. Wille and C. A. Hutton, *Chem.-Eur. J.*, 2021, **27**, 1620; (g) T. Singha, G. A. Kadam and D. P. Hari, *Chem. Sci.*, 2023, **14**, 6930.
- For reviews on ring expansion reactions, see: (a) M. Hesse in *Ring Enlargement in Organic Chemistry*, Wiley-VCH, Weinheim, 1991; (b) J. R. Donald and W. P. Unsworth,



- Chem.-Eur. J.*, 2017, **23**, 8780; (c) K. Prantz and J. Mulzer, *Chem. Rev.*, 2010, **110**, 3741; (d) A. K. Clarke and W. P. Unsworth, *Chem. Sci.*, 2020, **11**, 2876; (e) T. C. Stephens and W. P. Unsworth, *Synlett*, 2019, **31**, 133.
- 8 For discussion of the challenges associated with large ring synthesis, see: (a) G. Illuminati and L. Mandolini, *Acc. Chem. Res.*, 1981, **14**, 95; (b) J. Fastrez, *J. Phys. Chem.*, 1989, **93**, 2635; (c) J. C. Collins and K. James, *Med. Chem. Commun.*, 2012, **3**, 1489; (d) H. Kurouchi and T. Ohwada, *J. Org. Chem.*, 2020, **85**, 876; (e) S. D. Appavoo, S. Huh, D. B. Diaz and A. K. Yudin, *Chem. Rev.*, 2019, **119**, 9724; (f) I. V. Smolyar, A. K. Yudin and V. G. Nenajdenko, *Chem. Rev.*, 2019, **119**, 10032.
- 9 R. J. Armstrong, M. Nandakumar, R. M. P. Dias, A. Noble, E. L. Myers and V. K. Aggarwal, *Angew. Chem., Int. Ed.*, 2018, **57**, 8203.
- 10 For manuscripts describing related chirality transfer concepts, see: (a) A. Link and C. Sparr, *Chem. Soc. Rev.*, 2018, **47**, 3804; (b) E. M. G. Jamieson, F. Modicom and S. M. Goldup, *Chem. Soc. Rev.*, 2018, **47**, 5266.
- 11 For selected reviews on the applications of atropisomers, see: (a) S. R. LaPlante, P. J. Edwards, L. D. Fader, A. Jakalian and O. Hucke, *ChemMedChem*, 2011, **6**, 505; (b) S. T. Toenjes and J. L. Gustafson, *Future Med. Chem.*, 2018, **10**, 409; (c) P. W. Glunz, *Bioorg. Med. Chem. Lett.*, 2018, **28**, 53; (d) M. Basilaia, M. H. Chen, J. Secka and J. L. Gustafson, *Acc. Chem. Res.*, 2022, **55**, 2904; (e) H.-U. Blaser, *Adv. Synth. Catal.*, 2002, **344**, 17.
- 12 For selected reviews on the synthesis of C–N atropisomeric amides, see: (a) J. S. Sweet and P. C. Knipe, *Synthesis*, 2022, **54**, 2119; (b) Y.-J. Wu, G. Liao and B.-F. Shi, *Green Synth. Catal.*, 2022, **3**, 117; (c) P. Rodríguez-Salamanca, R. Fernández, V. Hornillos and J. M. Lassaletta, *Chem.-Eur. J.*, 2022, **28**, e202104442; (d) G.-J. Mei, W. L. Koay, C.-Y. Guan and Y. Lu, *Chem*, 2022, **8**, 1855; (e) A. D. G. Campbell and R. J. Armstrong, *Synthesis*, 2023, **55**, 2427; (f) E. Kumarasamy, R. Raghunathan, M. P. Sibi and J. Sivaguru, *Chem. Rev.*, 2015, **115**, 11239; (g) X. Xiao, B. Chen, Y.-P. Yao, H.-J. Zhou, X. Wang, N.-Z. Wang and F.-E. Chen, *Molecules*, 2022, **27**, 6583; (h) O. Kitagawa, *Acc. Chem. Res.*, 2021, **54**, 719; (i) V. Corti and G. Bertuzzi, *Synthesis*, 2020, **52**, 2450.
- 13 For selected examples of atropselective *N*-acylation of activated aniline derivatives, see: (a) D. Li, S. Wang, S. Ge, S. Dong and X. Feng, *Org. Lett.*, 2020, **22**, 5331; (b) J.-Y. Ong, X. Q. Ng, S. Lu and Y. Zhao, *Org. Lett.*, 2020, **22**, 6447; (c) N. Tampellini, B. Q. Mercado and S. J. Miller, *Chem.-Eur. J.*, 2024, **30**, e202401109; (d) L.-P. Chen, J.-F. Chen, Y.-J. Zhang, X.-Y. He, Y.-F. Han, Y.-T. Xiao, G.-F. Lv, X. Lu, F. Teng, Q. Sun and J.-H. Li, *Org. Chem. Front.*, 2021, **8**, 6067; (e) S. R. Wisniewski, R. Carrasquillo-Flores, F. Lora Gonzalez, A. Ramirez, M. Casey, M. Soumeillant, T. M. Razler and B. Mack, *Org. Process Res. Dev.*, 2018, **22**, 1426; (f) S. Barik, S. S. Ranganathappa and A. T. Biju, *Nat. Commun.*, 2024, **15**, 5755. For related work involving N–N atropisomerism, see: (g) C. Song, C. Pang, Y. Deng, H. Cai, X. Gan and Y. R. Chi, *ACS Catal.*, 2024, **14**, 6926; (h) W. Lin, Q. Zhao, Y. Li, M. Pan, C. Yang, G.-H. Yang and X. Li, *Chem. Sci.*, 2021, **13**, 141; (i) K. Balanna, S. Barik, S. Barik, S. Shee, N. Manoj, R. G. Gonnade and A. T. Biju, *ACS Catal.*, 2023, **13**, 8752; (j) L. Chen and P. Li, *Org. Lett.*, 2024, **26**, 10651; (k) Z. Huang, Y. Xu, W. Lin, W. Zhang and X. Li, *Org. Chem. Front.*, 2024, **11**, 5437.
- 14 For selected examples of synthesis of C–N atropisomeric amides via-acylation of non-activated anilines, see: (a) O. Kitagawa, H. Izawa, T. Taguchi and M. Shiro, *Tetrahedron Lett.*, 1997, **38**, 4447; (b) A. D. Hughes and N. S. Simpkins, *Synlett*, 1998, 967; (c) O. Kitagawa, H. Izawa, K. Sato, A. Dobashi, T. Taguchi and M. Shiro, *J. Org. Chem.*, 1998, **63**, 2634; (d) O. Kitagawa, S. Momose, Y. Fushimi and T. Taguchi, *Tetrahedron Lett.*, 1999, **40**, 8827; (e) N. J. Roper, A. D. G. Campbell, P. G. Waddell, A. K. Brown, K. Ermanis and R. J. Armstrong, *Chem. Sci.*, 2024, **15**, 16743.
- 15 (a) H.-H. Zhang, T.-Z. Li, S.-J. Liu and F. Shi, *Angew. Chem., Int. Ed.*, 2024, **63**, e202311053; (b) A. Gaucherand, E. Y. -Pon, A. Domain, A. Bourhis, J. Rodriguez and D. Bonne, *Chem. Soc. Rev.*, 2024, **53**, 11165; (c) P. Wu, W.-T. Zhang, J.-X. Yang, X.-Y. Yu, S.-F. Ni, W. Tan and F. Shi, *Angew. Chem., Int. Ed.*, 2024, **63**, e202410581; (d) J.-Y. Wang, C.-H. Gao, C. Ma, X.-Y. Wu, S.-F. Ni, W. Tan and F. Shi, *Angew. Chem., Int. Ed.*, 2024, **63**, e202316454; (e) S. Yang, J.-B. Huang, D.-H. Wang, N.-Y. Wang, Y.-Y. Chen, X.-Y. Ke, H. Chen, S.-F. Ni, Y.-C. Zhang and F. Shi, *Precis. Chem.*, 2024, **2**, 208.
- 16 The assignment of the major atropisomer **6a** was made by analogy to the outcomes of closely related substrates that feature later in the manuscript, whose structures were solved using X-ray crystallography. As starting material **4a** is racemic, the products **6a** and **11a** are formed as racemic single diastereomers (e.g. *R,Ra*, and *S,Sa* respectively). The same approach of demonstrating the stereoselectivity through the reactions of racemic starting materials is used throughout the manuscript.
- 17 S.-L. Li, C. Yang, Q. Wu, H.-L. Zheng, X. Li and J.-P. Cheng, *J. Am. Chem. Soc.*, 2018, **140**, 12836.
- 18 J.-P. Heeb, J. Clayden, M. D. Smith and R. J. Armstrong, *Nat. Protoc.*, 2023, **18**, 2745.
- 19 (a) Q.-J. Yao, P.-P. Xie, Y.-J. Wu, Y.-L. Feng, M.-Y. Teng, X. Hong and B.-F. Shi, *J. Am. Chem. Soc.*, 2020, **142**, 18266; (b) A. D. G. Campbell, N. J. Roper, P. G. Waddell, C. Wills, C. M. Dixon, R. M. Denton, K. Ermanis and R. J. Armstrong, *Chem. Commun.*, 2024, **60**, 3818.

