

Topological polymer chemistry: a cyclic approach toward novel polymer properties and functions

Takuya Yamamoto and Yasuyuki Tezuka*

Received 28th February 2011, Accepted 13th April 2011

DOI: 10.1039/c1py00088h

Recent progress observed in *Topological Polymer Chemistry* is outlined with particular emphasis on single-cyclic (ring) and multi-cyclic polymers having programmed chemical structures, now becoming obtainable with guaranteed purity by newly developed synthetic protocols. By making use of these topological polymers, unprecedented opportunities have now been realized to provide new insights on fundamental polymer properties either in solution or bulk, in static or dynamic states, or in self-assemblies. Moreover, unusual properties and functions for polymer materials have now been revealed based on their cyclic topologies, *i.e.*, *topology effects*, unattainable either by linear or branched counterparts.

1. Introduction

In the macroscopic world, the form of objects often dictates their functions and properties. Likewise in the nanoscopic world, continuing efforts have been undertaken, to fabricate extremely small objects having precisely defined structures, now opening

the door to nanoscience and nanotechnology.¹ In the field of synthetic polymer chemistry, the form of macromolecules has long been restricted to a linear or a randomly branched topology. In the last decade, however, a variety of precisely controlled, branched and moreover cyclic topologies has been realized along with the developments of intriguing synthetic protocols, based on living polymerization as well as on self-assembly processes.^{2,3} In particular, a number of breakthroughs has recently been achieved to produce a variety of single-cyclic (ring) and multi-cyclic

Department of Organic and Polymeric Materials, Tokyo Institute of Technology, O-okayama, Meguro-ku, Tokyo, 152-8552, Japan. E-mail: ytezuka@o.cc.titech.ac.jp



Takuya Yamamoto

Takuya Yamamoto received his PhD in 2004 from the University of Utah where he worked with Prof. Peter J. Stang. He joined JST ERATO Aida Nanospace Project as a researcher in 2005. Since 2008, he has been an assistant professor of the Department of Organic and Polymeric Materials, Tokyo Institute of Technology. His current research interests include the synthesis and self-assembly of cyclic polymers for the development of functional materials.



Yasuyuki Tezuka

Yasuyuki Tezuka is a Professor of Tokyo Institute of Technology. He is a graduate of The University of Tokyo, and received his doctorate degree from Ghent University (Belgium) in 1982. He then joined Nagaoka University of Technology (Japan) as an assistant professor. In 1994, he moved to the Tokyo Institute of Technology, and has been a professor since 2003 in the Department of Organic and Polymeric Materials. He received Tokyo Tech Award of Best Teacher, 2004,

and The Award of the Society of Polymer Science, Japan (2010). He has served as an Asian Editor of *Reactive and Functional Polymers* since 2006. His current research is focused on topological polymer chemistry, in particular on the design of topologically unique macromolecular architectures, and of novel polymer materials by their topology effects.

polymers having programmed chemical structures and functionalities with guaranteed purity even by the practically viable procedures.⁴ Upon these developments, unprecedented opportunities have now been created not only to bring new insights in the frontier of basic polymer chemistry and physics, but also to disclose unusual properties and functions to polymer materials based on their topologies.⁵

In this review on *topological polymer chemistry*,⁶ we describe first a brief overview on the synthetic developments for single- and multi-cyclic polymers, and subsequently on selected examples of newly prepared functional ring polymers revealing new insights on polymer properties by topology effects and on novel functions for eventual applications.

2. Synthetic developments for single-cyclic (ring) and multi-cyclic polymers

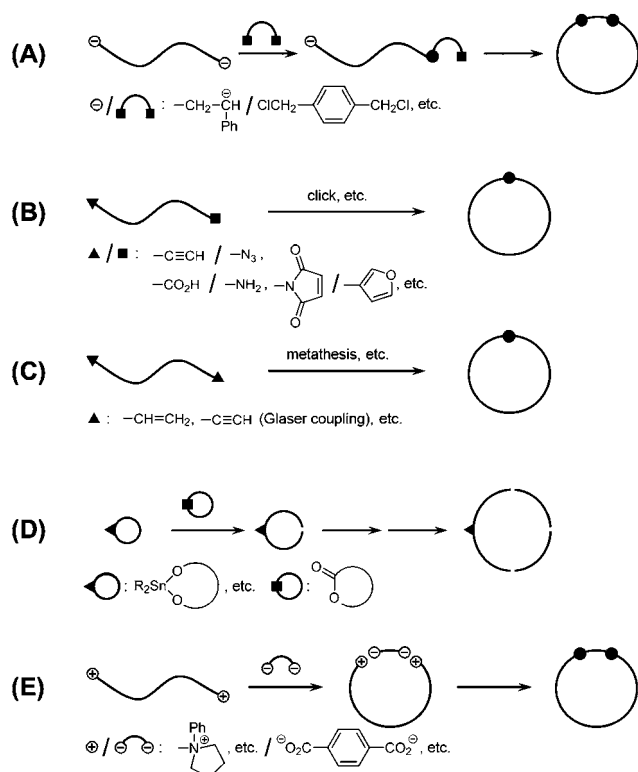
A straightforward and thus conventional synthetic protocol for ring polymers has been an end-to-end linking reaction using a linear polymer precursor having reactive groups, *i.e.*, telechelics, and an equimolar amount of a bifunctional coupling reagent.^{3,4} It is notable, however, that this *bimolecular* reaction should be performed with strictly equimolar amounts of the telechelics and the coupling reagent. Moreover, the dilution condition should be applied to suppress the concurrent chain extension. In consequence, this *bimolecular* process is now

recognized as a less attractive choice for the preparation of cyclic polymers in practice (Scheme 1A).

A significantly improved means by an alternative *unimolecular* process has subsequently been introduced to prepare cyclic polymers (Scheme 1B). It was first demonstrated by using an asymmetrically functional telechelic precursor, α -acetal- ω -styryl polystyrene,⁷ and the subsequent end-to-end polymer cyclization through the deprotection/activation treatment. This *unimolecular* process with asymmetrically functional telechelics precursors has been extended by employing alternative pairs of the reactive groups. Thus, an α -amino- ω -carboxyl polystyrene and poly(*tert*-butyl acrylate) were prepared through a living polymerization using an initiator having a protected amino group, followed by the end-capping reaction to introduce a carboxylic group.⁸ The resulting asymmetric telechelic precursor underwent, after the deprotection, an intramolecular amidation reaction to give a ring polymer product effectively. Alternatively, an α -(furan-protected)-maleimide- ω -cyclopentadienyl poly(methyl methacrylate) and poly(*tert*-butyl acrylate) were prepared through the ATRP using a protected maleimide initiator and the subsequent introduction of a cyclopentadienyl group at the living end with the nickelocene methodology.⁹ The obtained asymmetric telechelic precursor was subjected to the heat treatment to cause the spontaneous deprotection followed by an intramolecular Diels–Alder addition reaction to give a ring polymer product effectively.⁹ It is notable, however, that these processes using telechelic precursors having potentially reactive groups require multistep protection/deprotection treatments.

A versatile *unimolecular* process has recently been introduced by employing a click reaction using asymmetrically functional telechelic polystyrene having an alkyne and an azide group.¹⁰ The introduction of these two functional groups at the polymer chain-ends could be performed conveniently, and they can react with each other upon the addition of a Cu catalyst.¹¹ Therefore, this click polymer cyclization has been applied to prepare such functional ring polymers, as poly(*N*-isopropyl acrylamide)^{12,13} and poly(caprolactone)¹⁴ as well as poly(valerolactone)¹⁵ to elucidate their topology-effect on phase transition, and on biodegradation, respectively, detailed in the later section. This *unimolecular* click process has also been employed to construct complex cyclic structures, either having multiple polymer segment components¹⁶ or having multicyclic as well as cyclic/linear hybrid polymer segments.¹⁷ On the other hand, the *bimolecular* click process using an azide-ended bifunctional telechelic precursor and a bifunctional alkyne compound as a linking reagent proceeds less effectively than the *unimolecular* counterpart.¹⁸

Another effective *unimolecular* process has been developed using symmetrically functional telechelic precursors, which are readily obtainable through a direct end-capping reaction of living bifunctional polymers (Scheme 1C).^{18–23} Thus, telechelic poly(tetrahydrofuran), poly(acrylic ester) and poly(isobutene) having olefinic end groups were prepared through the relevant living polymerization followed by the end-capping reaction. The subsequent metathesis condensation, *i.e.*, metathesis polymer cyclization (MPC), in the presence of a Grubbs catalyst proceeded effectively to give the corresponding ring polymers in high yields even under dilution.^{18–20} This MPC process has further been applied for the practical synthesis of amphiphilic cyclic



Scheme 1 Ring polymer synthesis by (A) a *bimolecular* process, (B) a *unimolecular* process with asymmetric telechelics, (C) a *unimolecular* process with symmetric telechelics, (D) a ring-expansion polymerization process and (E) an electrostatic self-assembly and covalent fixation (ESA-CF) process.

block copolymers²¹ as well as of multi-cyclic polymers.^{22,23} This *unimolecular* process using symmetrically functional telechelic precursors has been extended by alternative telechelic precursors having either alkyne groups for Glaser condensation or having bromobenzyl groups for a radical coupling process.^{24,25}

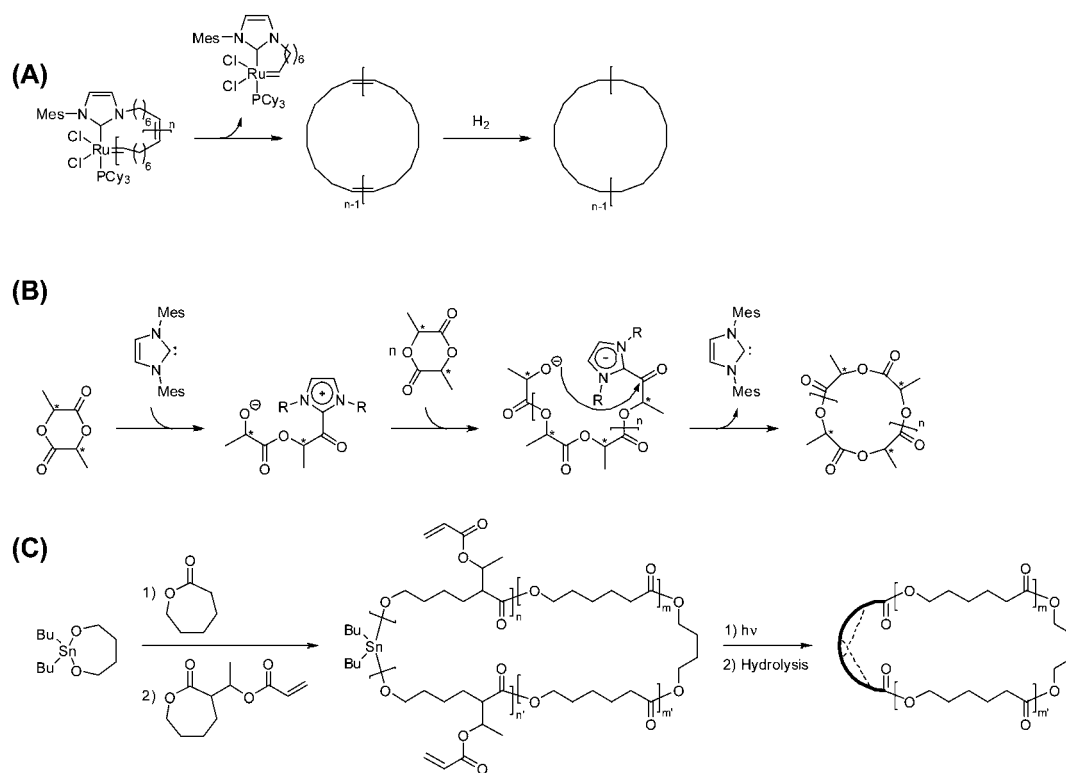
Ring polymers are obtainable alternatively through a direct ring-expansion polymerization, in which the successive insertion of monomers into a cyclic initiator proceeds to form a ring polymer structure (Scheme 1D). This process does not require dilution in contrast to the end-to-end polymer cyclization process by linear polymer precursors, while a reactive initiator fragment is inherently included in the final ring polymer structure. Thus until recently, the ring-expansion process has been considered as a less practical means, since it is not an easy task to maintain the ring topology of the product while eliminating the initiator residues.²⁶

A number of new processes have recently been developed to address this problem in the ring-expansion polymerization (Scheme 2). Thus, a new Ru catalyst bearing a cyclic ligand containing the Ru-alkylidene unit has been introduced and applied for the ring-expansion polymerization of cyclic olefins such as 1,5-cyclooctadiene or cyclooctene.²⁷ During the chain-growth process, the chain transfer to the Ru-alkylidene unit took place to eliminate the initiator complex, and consequently a ring polybutadiene or a ring poly(cyclooctene) free of the catalyst fragment, respectively, is produced. The obtained ring poly(cyclooctene) was then hydrogenated to give a ring polyethylene, showing distinctive properties in comparison with commercial linear polyethylenes (Scheme 2A).^{27,28} It is notable,

at the same time, that the random nature of this chain transfer process inherently causes the broadening of the molecular weight distribution of the product. This process has now been applied with a bulky, dendronized monomer to construct a ring nano-object directly observable by atomic force microscopy (AFM).²⁹

More recently, a new *N*-heterocyclic carbene initiator was introduced for the ring-expansion polymerization of lactones or lactide to form ring polyesters or polylactide, respectively (Scheme 2B).^{30,31} Remarkably, the obtained ring polymers possess narrow molecular weight distributions through the elimination of the initiator fragment after the quantitative consumption of the monomer, in contrast to the metathesis ring-expansion process shown before.²⁸ By exploiting the living character, this technique has subsequently been applied for the synthesis of ring block polypeptoids and of complex topological polymers having a ring with many branches, *i.e.*, jellyfish polymers.^{32,33} A further development of the ring-expansion process would provide a wider variety of chemical structures in ring polymers by broadening the choice of monomer types.

The combination of the classical ring-expansion polymerization process, in which the initiator fragment is included within the ring polymer structure, with the end-to-end polymer cyclization process could provide a new effective means for ring polymers having, in particular, large sizes (Scheme 2C).³⁴ Thus, a ring poly(caprolactone) having short photocrosslinkable block segments was prepared through a sequential living ring-expansion polymerization using a cyclic stannate initiator. The subsequent irradiation under dilution caused the intramolecular covalent linking of the two short segments. The subsequent



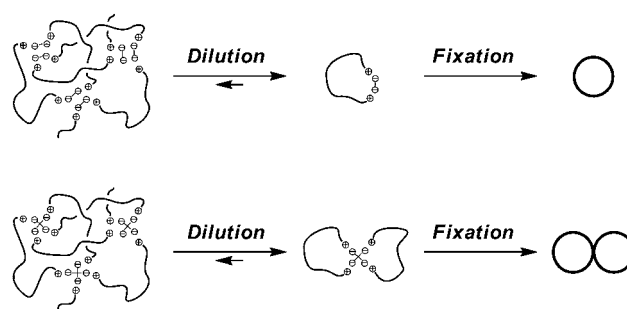
Scheme 2 New ring-expansion polymerization processes using (A) a metathesis catalyst having cyclic ligand, (B) an *N*-heterocyclic carbene initiator, and (C) an cyclic stannate and subsequent intramolecular cross-linking.

removal of the stannate group produced a chemically stable ring polymer product, though the exact chemical structure of the linking units is obscure.³⁴

By employing this methodology, a high-molecular weight ring poly(chloroethyl vinyl ether) was prepared and was subjected to the grafting-onto reaction using a living polystyrene, to form a densely grafted large ring polymer product as a nanoobject, which was directly observable by the AFM.^{35,36} On the other hand, the AFM showed a large fraction of uncyclized, linear polymer components remained in the crude cyclization products, revealing the inherent difficulty of the end-to-end cyclization of polymer precursors of high molecular weights. It is remarkable, moreover, that a small portion of nanoobjects corresponding to complex ring polymers having tadpole, 8-shaped, catenated and knotted forms were also identified. This showed, for the first time, that not only single-cyclic but also various complex cyclic polymer topologies are indeed produced through the polymer cyclization process, as previously shown in DNA systems.³⁷

An *electrostatic self-assembly and covalent fixation* (ESA-CF) process has been introduced for the effective synthesis of not only cyclic but also functionalized cyclic and multicyclic polymers, where linear or star telechelic polymers having cyclic ammonium salt groups accompanying small or polymeric plurifunctional carboxylate counteranions are employed as key precursors (Scheme 1E).^{38–40} Various telechelic polymers have been conveniently prepared through the relevant living polymerization followed by the end-capping/end-conversion technique. The choice of such particular types of cyclic ammonium salt end groups as five- and six-membered cyclic ammonium, *i.e.*, *N*-phenylpyrrolidinium and *N*-phenylpiperidinium salt groups, respectively, is of a crucial importance in the ESA-CF process (Scheme 3).⁴¹ The former undergoes upon heating a selective ring-opening reaction by a carboxylate counteranion to form an amino ester group through the nucleophilic attack exclusively at the *N*-adjacent ring (*endo*) position. On the other hand, the latter having unstrained six-membered cyclic ammonium salt groups gives a chemically more stable, simple ester group through the nucleophilic attack at the alternative *N*-adjacent (*exo*) position, to eliminate *N*-phenylpiperidine.

And in the electrostatic polymer self-assembly, the cations at the end of the telechelics and the anions in the carboxylates counteranions always balance the charges. Upon the dilution, the self-assembly tends to dissociate into one having the smallest number of polymer components by keeping the balance of the charges (Scheme 4). Thus, when a self-assembly comprised of

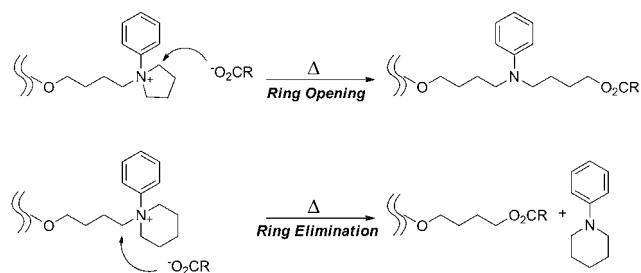


Scheme 4 Synthesis of single-cyclic (ring) and dicyclic (8-shaped) polymers *via* the ESA-CF process.

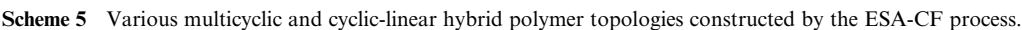
a linear telechelic precursor, typically poly(THF), having cyclic ammonium salt groups accompanying either a dicarboxylate or a tetracarboxylate counteranion was heated at dilution, the selective ring-opening reaction of the cyclic ammonium groups took place to produce single-cyclic (ring) or dicyclic (8-shaped) polymer products, respectively, in high yields.^{38,42} Ring poly(THF)s having the molecular weights of up to 10 000, corresponding to the ring size of as high as 700 atoms, were obtainable and characterized unequivocally by the MALDI-TOF mass technique. Furthermore, the ESA-CF process with dynamic equilibrium nature has been exploited to construct various multicyclic as well as cyclic-linear hybrid polymer topologies (Scheme 5).⁶

Moreover, ring polymers possessing the prescribed functional groups at the designated positions, *i.e.*, *kyklo*-telechelics and cyclic macromonomer, have also been prepared by employing telechelic precursors possessing such functional groups as hydroxyl, olefinic, acetylenic, and azide groups at the designated, typically a center, position by using the relevant initiator, or by introducing functional linking reagents.⁴³ They were subsequently applied to construct more complex polymer topologies either through the covalent linkage or even through the non-covalent, mechanical linkage uniquely formed by threading with ring polymer units.^{44,45} It was also shown that network polymers formed from cyclic polymer precursors exhibited unique gel properties compared with conventional gels obtained with linear/branched polymer precursors.⁴⁶ Moreover, the topological conversion of polymers between ring/linear and even between single-cyclic/dicyclic topologies has now been achieved.^{45,47,48}

By the combination of the ESA-CF protocol with selective covalent linking chemistry, a wide variety of multi-cyclic as well as cyclic-linear conjugated polymers have been synthesized.⁴⁹ In particular, the combination of the ESA-CF process with the metathesis condensation and with the click process has now been revealed as a versatile means to construct a variety of complex multicyclic polymer topologies of *fused*-, *spiro*- and *bridged* forms (Scheme 6).⁵⁰ Both the functional ring polymer precursors and the covalently linked multicyclic polymer product were unequivocally characterized by means of a series of spectroscopic and chromatographic techniques including MALDI-TOF mass spectroscopy and SEC. As shown in Fig. 1, for a typical example, the structure of the polymer products having complex multicyclic topologies is convincingly demonstrated. The ESA-CF process has further been applied for the effective synthesis of topologically unique polymer catenanes comprised of large polymer



Scheme 3 The covalent conversion in the ESA-CF process by the ring-opening of *N*-phenyl pyrrolidinium group and by the ring-elimination of *N*-phenyl piperidinium group.

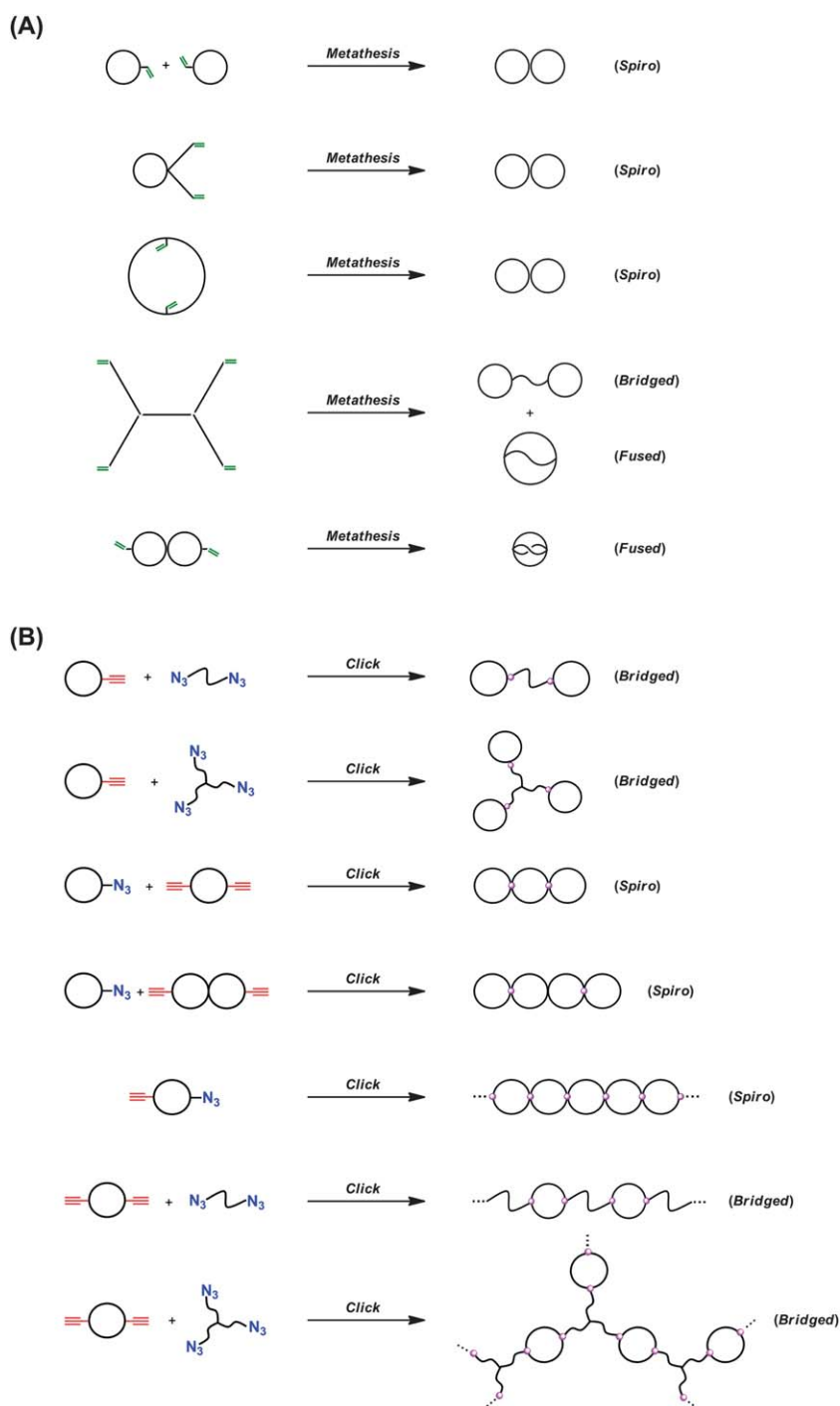


3. Topology effects by cyclic polymers: depleting the chain-ends and beyond

view, moreover, further developments are awaited to provide ring polymers possessing high molecular weights with guaranteed purity, since the mixing of even small amount of linear counterpart might cause inconclusive or even erroneous conclusions on the *topology effect* by ring polymers.

4. Topology effects on basic polymer properties: simulations and experiments from simple to complex cyclic polymers

Basic characteristics of single-cyclic (ring) homopolymers either in solution or bulk, in static or dynamic states, have extensively been studied and documented relevantly.³ Therefore, recent studies have elaborated either on specific polymers of practical importance like polyethylenes,⁵² on specific chain characteristics like semiflexible to stiff nature,⁵³ or on multicomponent polymer systems typically block copolymers.⁵⁴ Notably, moreover, theory and simulation studies have increasingly focused on multi-cyclic complex polymers, obviously promoted by synthetic developments on complex topological polymers.^{55–57} Unique topological polymer properties envisaged by the simulation studies are now to be verified experimentally using relevant topological polymers. Indeed, a collaborative simulation and experimental study on the liquid chromatography study has been conducted on multi-cyclic polymers, and could provide a basis for the purification and the characterization of polymers having complex topologies.⁵⁸



Scheme 6 Construction of *spiro*-, *bridged*-, and *fused*-multicyclic polymer topologies by the ESA-CF process combined with (A) metathesis condensation and with (B) click chemistry.

The diffusion behavior is of particular interest in view of the *topology effects* on polymer molecules, since the self-diffusion of linear and branched polymers follows the reptation mechanism, a snake-like translational motion, in which the polymer chain ends tend to command the motion of their in-chain segments.⁵⁹ Cyclic polymers are unique, on the other hand, in the absence of chain ends, and their non-reptation dynamics has been a subject of both theory/simulation and experimental studies.⁶⁰

A single-molecule fluorescence spectroscopy is a unique means to observe directly the motion of single polymer molecules.⁶¹ Thus, the ESA-CF process was applied with mono- and bifunctional telechelic poly(THF) precursors having *N*-phenylpiperidinium (six-membered ring) groups possessing a perylene dicarboxylate counteranion, to produce ring and linear poly(THF)s having a perylene unit applicable to the single-molecule fluorescence spectroscopy measurement (Scheme 7).⁶²

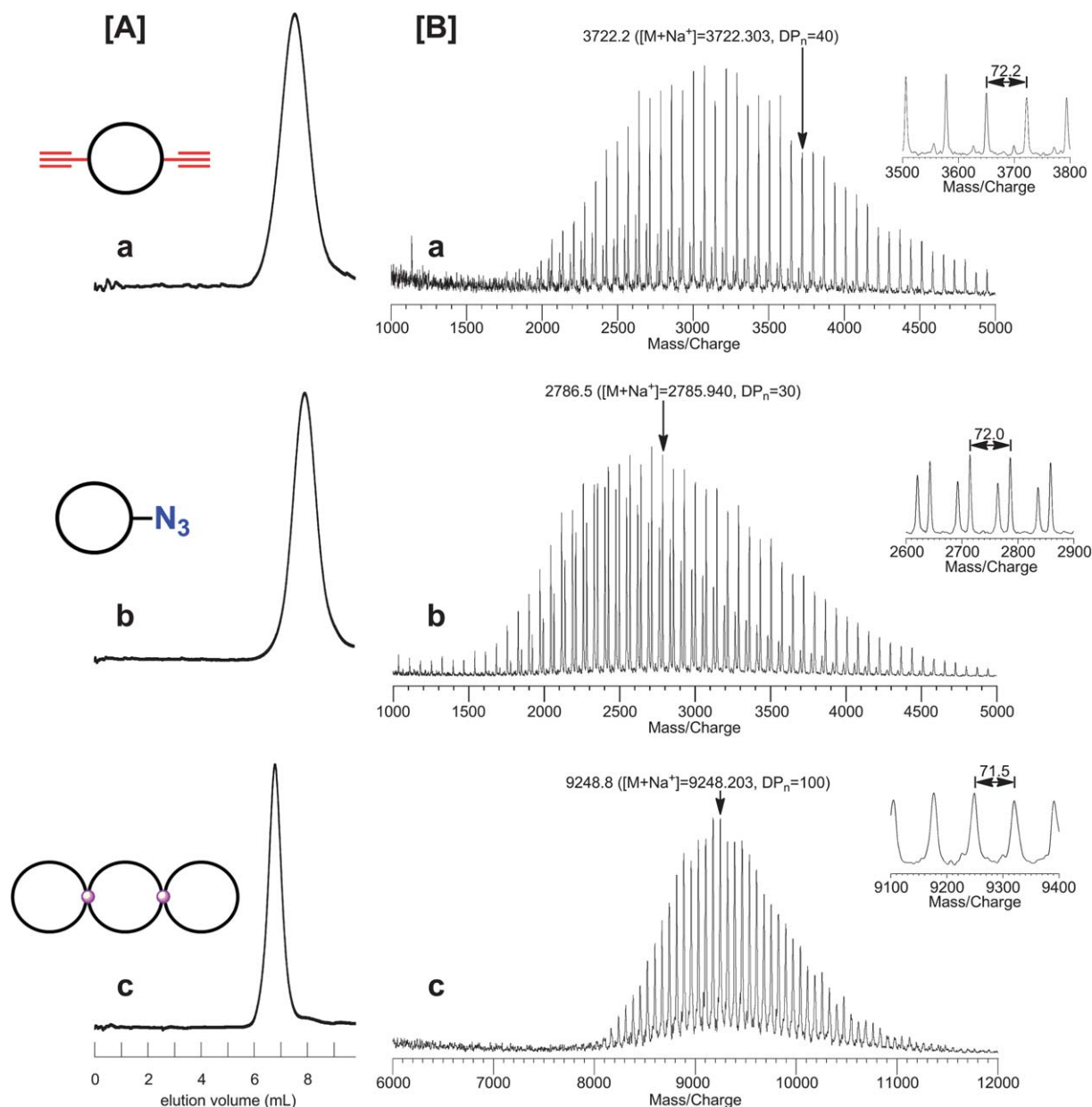
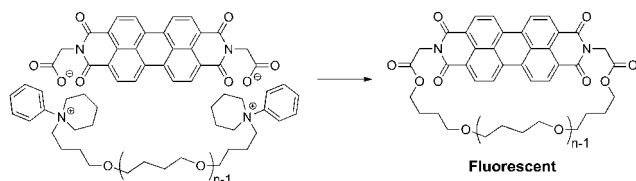


Fig. 1 SEC (A) and MALDI-TOF mass (B) characterization of functional ring polymer precursors and of a spiro-tricyclic polymer product obtained therewith.



Scheme 7 Synthesis of a fluorescent ring poly(THF) by the ESA-CF process through the elimination of *N*-phenyl piperidinium groups.

The subsequent single-molecule imaging was conducted to observe the real-time motion of individual polymer molecules. The video-recording of the motion of single-molecule fluorescence images, followed by the computational analysis could

provide the position and trajectory of the object on the x - y plane as shown in Fig. 2. The histograms of the distribution of the individual diffusion constant were subsequently obtained from large enough datasets of these consecutive images. Upon the statistical analysis of the distribution patterns, a bimodal diffusion mechanism was disclosed for ring polymers, corresponding to either threaded or non-threaded conditions in a linear molecule matrix. In contrast, the unimodal diffusion was indicated for the linear counterpart (Fig. 3).

As shown above, the significant topology effects could be envisaged in polymer properties involving their diffusion process. In this respect, the crystallization dynamics is of a considerable interest since the diffusion and the conformational transformation of polymer molecules could dictate the folding and

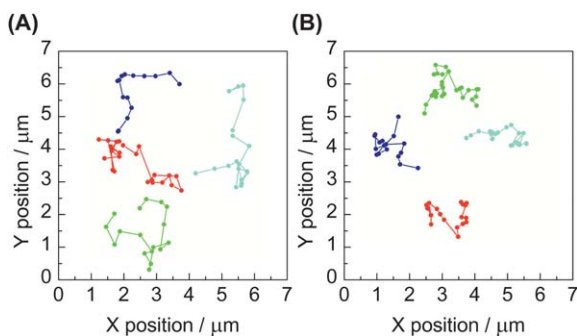


Fig. 2 Trajectories of time-course single-molecule images of (A) linear and (B) ring poly(THF)s having a perylene unit in a linear poly(THF) matrix.

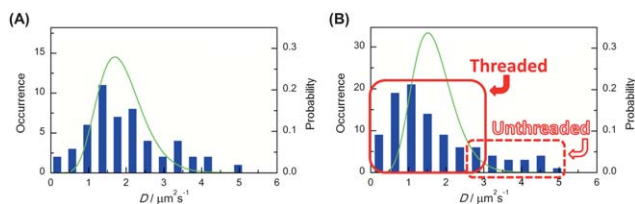
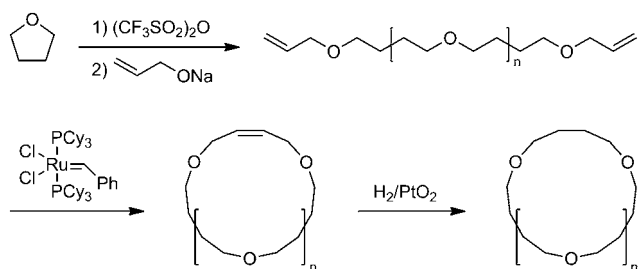


Fig. 3 Frequency histograms (blue bars) of the diffusion coefficient determined for (A) linear and (B) ring poly(THF)s having a perylene unit. The green lines show theoretical statistical distributions corresponding to the diffusion of single molecules in homogeneous environment with diffusion coefficient given by means of the respective histograms. The measured distribution for the linear poly(THF) is reproduced reasonably well by the calculated distribution. On the other hand that for the ring poly(THF) deviates significantly from the calculated homogeneous statistical distribution. The deviation reflects the inhomogeneous nature of the system.

packing of polymer segments in the crystal lattice. To elucidate the *topology effect* in the crystallization process, a defect-free ring poly(THF) was prepared together with the linear counterpart having the precisely relevant chemical structure.⁶³ Thus, a living bifunctional poly(THF) was terminated with sodium allyloxide to give a telechelic precursor having allyl end groups. The subsequent metathesis polymer cyclization (MPC) with a Grubbs catalyst under dilution, followed by the hydrogenation of the unsaturated linking group afforded a defect-free ring poly(THF), consisting exclusively of oxytetramethylene units (Scheme 8). The isothermal crystallization experiments showed the *slower* crystallization rate for ring poly(THF)s ascribed to their topologically constrained conformation (Fig. 4). Moreover,



Scheme 8 Synthesis of a defect-free ring poly(THF).

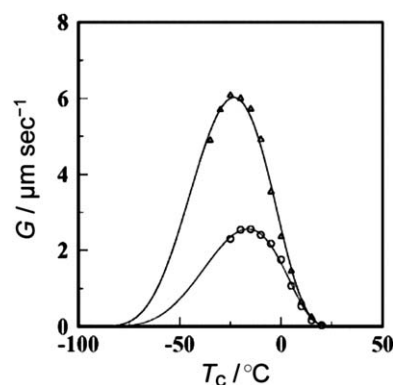


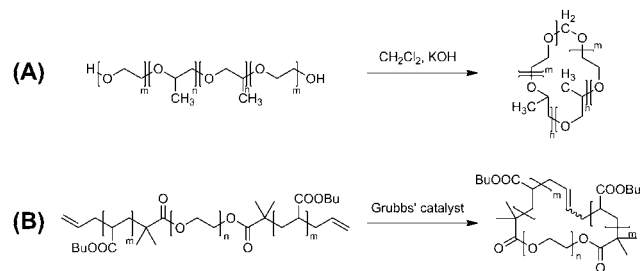
Fig. 4 Crystallization temperature (T_c) dependence of spherulite growth rates (G) for linear (Δ) and ring (\circ) poly(THF)s.

distinctive crystal morphologies are produced, in particular a banded structure in the spherulites exclusively for the ring poly(THF) but not for the linear counterpart. The crystallization kinetics of ring poly(ϵ -caprolactone)s has recently been reported by several groups.⁶⁴ The *faster* crystallization rate was observed for ring polymers than the linear counterpart in contrast to the case of poly(THF), and was ascribed to the higher diffusion of ring polymers than their linear counterparts.⁶⁴

5. Topology effects by ring polymers in self-assemblies

The topology effects by ring polymers could be amplified in their assembled states rather than in their individually separated forms. Therefore, micelles formed by ring polymers should be of a remarkable interest. Thus, a series of micelles were prepared with amphiphilic cyclic AB block copolymers, comprised of either poly(butylene oxide)/poly(ethylene oxide) or poly(propylene oxide)/poly(ethylene oxide), together with their linear AB, linear ABA block copolymer counterparts.^{65–67} The cyclic block copolymer employed in this study was prepared by a *bimolecular* process using the hydroxy-terminated linear block copolymer and dichloromethane as a linking reagent in the presence of KOH, to form an acetal linking unit (Scheme 9A).

The critical micelle concentration (cmc) of the micelle with the cyclic AB block copolymer was similar to or marginally smaller than those with the linear ABA counterparts. On the contrary, the corresponding micelle with the linear AB counterpart showed a significantly smaller cmc. Moreover, the association number



Scheme 9 Synthesis of amphiphilic cyclic block copolymer by (A) a *bimolecular* and (B) a *unimolecular* polymer cyclization process.

(N_w), thermodynamic radius (r_t), and hydrodynamic radius (r_h) of the micelle with the cyclic AB block copolymers and with the linear ABA counterparts were comparable to each other, but distinctively smaller than those with the linear AB counterparts. These results are consistent with the geometric estimation of the size of the micelles, corresponding to the N_w , r_t , and r_h , which is dependent on the continuous chain length of the hydrophobic segment in the block copolymers. And, those in the cyclic AB and the linear ABA block copolymers are estimated as a half of that in the linear AB counterpart employed in this study. Moreover, the cyclic AB block copolymer tends to constitute a stiff hairpin-like conformation, resulting in a slightly larger hydrophobic core within the micelle compared to that with the linear ABA counterpart having free chain ends. The enthalpy of micellization ($\Delta_{\text{mic}}H^\circ$) was also smaller with the cyclic AB block copolymer than that with the corresponding linear ABA counterpart, presumably because the segmental flip-flop is inhibited in the micelle with the former, in contrast to the motional freedom by the latter having free chain ends. This also agrees with the smaller entropy of micellization ($\Delta_{\text{mic}}S^\circ$) with the cyclic AB block copolymer than with the linear counterpart.

More recently, a significant topology effect has been revealed in the thermal stability of the micelle formed with cyclic AB block copolymers in comparison with the linear ABA and even with the linear AB counterparts.⁶⁸ Notably, a variety of relevant cyclic lipids, thus a type of surfactants, have been discovered in the cell membrane of thermophilic archaea, single-cell microorganisms, surviving in the hostile environment of very high-temperatures located at hot springs and submarine volcanoes.⁶⁹ Thus, an amphiphilic cyclic AB block copolymer, comprised of poly(butyl acrylate)/poly(ethylene oxide) segments, was prepared. The *unimolecular*, metathesis polymer cyclization (MPC) process was employed using a linear ABA block copolymer precursor having olefinic end groups (Scheme 9B).²¹

The obtained cyclic and the relevant linear block copolymers were allowed to form the corresponding micelles, in which their cmc's and the number-average hydrodynamic volumes (D_h) were measured to be closely comparable to each other (Fig. 5).⁶⁸ The size and morphology of the micelles with either block copolymers were directly observed by atomic force microscopy (AFM) (Fig. 6) and transmission electron microscopy (TEM) (Fig. 6) to show commonly flower-like spherical shapes possessing the consistent diameters determined by DLS (Scheme 10).

Remarkably, the thermal stability of the micelles was drastically enhanced using the cyclic block copolymer. Thus, the

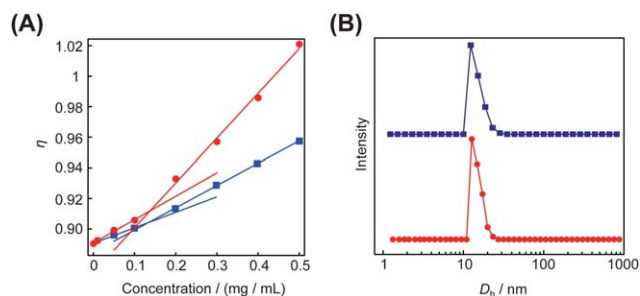


Fig. 5 The cmc (A) and the size distribution (B) of the micelle with the cyclic block copolymer (red) and with the linear counterpart (blue).


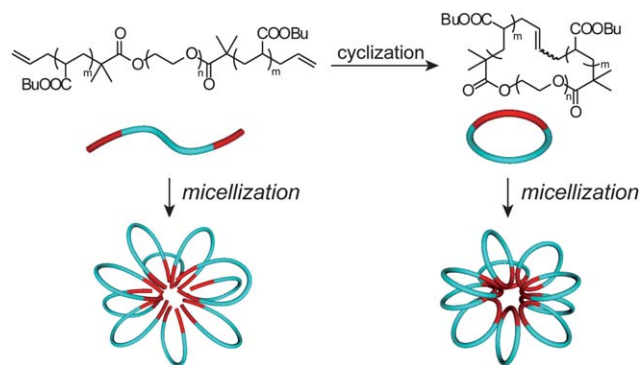


Fig. 6 AFM images of micelles with the linear (a) and cyclic (b) block copolymers, and TEM images of micelles with the linear (c) and cyclic (d) block copolymers.

corresponding micelle solutions were heated from 20 °C in a stepwise fashion (Fig. 7), and the micelle with the linear ABA block copolymer became turbid at around 25 °C, while that with the cyclic AB counterpart was stable till above 70 °C.⁶⁸

Based on the large deviation of the clouding point (T_c) among the micelles either solely with cyclic or with linear block copolymers, the tuning of the T_c of the micelle was achieved by the coassembly of both the linear and cyclic block copolymers.⁶⁸ Thus, the T_c was systematically altered along with the relative contents of the cyclic and the linear block copolymer components in the micelle, as shown in Fig. 7.⁶⁸ This *topology effect* will be utilized to design temperature-responsive devices encapsulating and releasing appropriate components in and from the micelle. In particular, the topology-based polymer materials design should be suitable for human body-related applications including drug delivery system, food, and cosmetics, for which the modification of chemical structure and molecular weight might induce reasonable concern over the toxicity and biocompatibility.



Scheme 10 Schematic representation of the flower-like micelles with the linear (left) and cyclic (right) amphiphilic block copolymers.

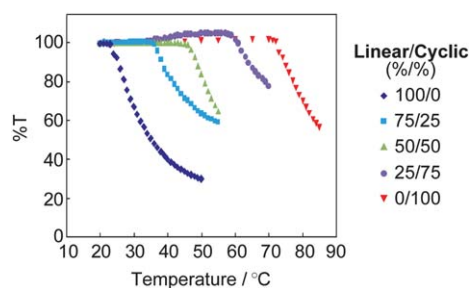


Fig. 7 The thermal stability of the micelles solely with the linear and with the cyclic block copolymers, and also with the coassembly by both components. The total concentration of the copolymers in a solution was 0.50 mg mL⁻¹.

6. Topology effects by functional ring polymers having programmed chemical structures

Along with the introduction of new synthetic methodologies, an increasing variety of functional ring polymers and oligomers have become obtainable to exploit their *topology effects*. A number of recent studies are presented in this section, covering a diverse field either by conjugated cyclic oligomers,⁷⁰ by photo-responsive ring polymers,^{71,72} by biodegradable ring polyesters,¹⁴ by temperature-responsive ring polymers,^{12,13} or by pharmacologically functional ring polymers.⁷³

Conjugated polymers and oligomers have currently been extensively studied primarily due to their potential for diverse electronic and photonic applications.⁷⁴ Ring-shaped conjugated polymers and oligomers have attracted particular interests as a prototype of the molecularly fabricated electric circuit, since the circulation of electrons/holes might be induced along the “endless” conjugated segments. A wide variety of conjugated ring oligomers possessing the increasing numbers of unsaturated groups have thus been prepared to test their electrochemical properties.⁷⁰ Fully conjugated large ring polymers, on the other hand, have still been an elusive synthetic challenge. It is notable, moreover, that a twisted, Möbius stripe-like conjugated oligomer has attracted considerable interests because of their unusual non-Hückel aromaticity, in contrast to the conventional Hückel-type aromaticity which is dependent on its planar geometry by conjugated units.⁷⁵

Photo-response behaviors could be influenced by polymer topologies of either ring or linear forms. Thus, a ring polymer having photo-responsive azobenzene units in the main chain was prepared through the *bimolecular* end-to-end cyclization *via* click chemistry.⁷¹ Upon the irradiation of UV light, both the *trans*-to-*cis* and the *cis*-to-*trans* isomerization proceeded slightly faster by the ring polymer in comparison with the linear counterpart. This behavior was attributed to the higher topological constraint of the former than the latter counterpart.⁷¹ As another example, a ring polystyrene having two photoactive groups, namely fluorene and anthracene units, was prepared through the *bimolecular* process using a living bifunctional polystyrene produced with an initiator having a fluorene unit and a linking reagent having an anthracene unit.⁷² The fluorescent behavior of the obtained ring polymer was subsequently studied to show the intramolecular energy migration between the two chromophores.⁷²

Naturally occurring ring polymers, such as cyclic DNAs, cyclic peptides as well as cyclic polysaccharides,³ and multi-cyclic counterparts like cyclotides,⁷⁶ are known to exhibit higher stability against biologically induced decomposition. In this relevance, the *topology effect* of aliphatic biodegradable polyesters on their decomposition behavior has been investigated.¹⁴ Thus, ring poly(caprolactone) was prepared through the *unimolecular* click polymer cyclization using the corresponding precursor having an azide and an alkyne group. The higher hydrolytic stability was then observed in comparison with the linear counterparts.¹⁴ Notably, moreover, such biodegradable ring polyesters by poly(valerolactone) and by poly(lactide) were also prepared.^{15,30,31,77}

Temperature-responsive properties of poly(*N*-isopropylacrylamide), poly(NIPAM), have extensively been studied for their eventual uses in the controlled release devices and for the cell-sheet applications.⁷⁸ The two groups recently reported the *topology effects* by ring poly(NIPAM)s.^{12,13} Thus, the two groups prepared linear poly(NIPAM) precursors having alkyne and azide end groups either by a reversible addition–fragmentation chain transfer (RAFT) or by an atom transfer radical polymerization (ATRP) technique, and the *unimolecular* click process was commonly applied for the subsequent polymer cyclization. The cloud point (T_{CP}) of the obtained ring poly(NIPAM) by one group was several degrees higher than that of the corresponding linear counterpart. In addition, they observed that the phase transition by the ring polymers took place distinctively slower upon heating.¹² Another group, on the other hand, observed the ring poly(NIPAM) showing a few degrees lower T_{CP} against the linear counterpart at the higher solution concentration, while higher at the lower solution concentration. Furthermore, they reported the smaller enthalpy change (ΔH) during the phase transition with the ring poly(NIPAM). These results were accounted for by the suppression of the hydrogen bond interaction between the ring poly(NIPAM) with water molecules due to their topological constraints in comparison with the flexible linear counterpart having free chain ends.¹³

A pharmacological application of ring polymers has recently been demonstrated by elucidating the filtration/elimination mechanism of a kidney through its nanoporous channel.⁷³ Thus, it was anticipated that the ring polymer could remain longer in a body than the linear counterpart, since the former should be reluctant to transform its conformation into a folded shape to traverse through the nanoporous channels of the kidney.⁷³ To test this *topology effect*, a series of linear and cyclic poly(caprolactone)s having poly(ethylene glycol) graft segments and having phenolic functionalities for radiolabeling by ¹²⁵I were prepared. The lower secretion into urine and in turn the higher accumulation in various organs was indeed confirmed with the ring polymer having an appropriate molecular weight, corresponding to its hydrodynamic volume.⁷³ These findings may provide new design methodologies for drug carriers and imaging agents *via* the topology-based control of a blood circulation time.

7. Conclusions and future perspectives

In this review, we have shown a variety of recent achievements in *topological polymer chemistry*, to focus on novel polymer

properties and functions uniquely revealed by ring polymers. The *topology effects*, in particular by ring polymers have now offered unique opportunities in polymer materials design unattainable by other means. A viable promise for the practical utilization of the *topology effect* undoubtedly includes the modification of any existing polymeric materials dependent mostly on linear polymers, inflicting little concern on chemical toxicity and environmental pollution. Furthermore, broader opportunities of *topology effects* by not only single-cyclic but also multi-cyclic polymers are expected in polymer chemistry, supramolecular chemistry, and materials science.

Acknowledgements

We thank Sekisui Chemical Grant Program for Research on Manufacturing Based on Learning from Nature (Y.T.), The Mitsubishi Foundation (Y.T.), Tokuyama Science Foundation (T.Y.), CASIO Science Promotion Foundation (T.Y.), The Japan Securities Scholarship Foundation (T.Y.), The Kurata Memorial Hitachi Science and Technology Foundation (T.Y.), and Yazaki Memorial Foundation for Science and Technology for financial support. This study was also supported in part by grants from the Ministry of Education, Science and Culture, Japan through the Japan Society of Promotion of Sciences (23350050, 23685022 and 23106709).

References

- For example, see: (a) T. H. LaBean, *Nature*, 2009, **459**, 331–332; (b) N. C. Seeman, *Nature*, 2003, **421**, 427–431.
- For branched polymers, see: (a) N. Hadjichristidis, H. Iatrou, M. Pitsikalis and J. Mays, *Prog. Polym. Sci.*, 2006, **31**, 1068–1132; (b) A. Hirao, T. Watanabe, K. Ishizu, M. Ree, S. Jin, K. S. Jin, A. Deffieux, M. Schappacher and S. Carlott, *Macromolecules*, 2009, **42**, 682–693; (c) N. V. Tsarevsky and K. Matyjaszewski, *Chem. Rev.*, 2007, **107**, 2270–2299.
- For cyclic polymers, see: (a) *Cyclic Polymers*, ed. J. A. Semlyen, Kluwer, Dordrecht, 2nd edn, 2000; (b) K. Endo, *Adv. Polym. Sci.*, 2008, **217**, 121–184; (c) T. Yamamoto and Y. Tezuka, in *Synthesis of Polymers*, ed. D. Schlüter, C. Hawker and J. Sakamoto, Wiley-VCH, Weinheim, 2011, in press.
- (a) K. Adachi and Y. Tezuka, *J. Synth. Org. Chem. Jpn.*, 2009, **67**, 1136–1143; (b) Y. Tezuka, *Chem. Rec.*, 2005, **5**, 17–26; (c) S. M. Grayson, *Nat. Chem.*, 2009, **1**, 178–179; (d) S. M. Grayson, *Chem. Soc. Rev.*, 2009, **38**, 2202–2213; (e) S. Perrier, *Nat. Chem.*, 2011, **3**, 194–196.
- (a) T. McLeish, *Science*, 2002, **297**, 2005–2006; (b) T. McLeish, *Nat. Mater.*, 2008, **7**, 933–935; (c) M. E. Fox, F. Szoka and J. M. J. Fréchet, *Acc. Chem. Res.*, 2009, **42**, 1141–1151; (d) H. R. Kricheldorf, *J. Polym. Sci., Part A: Polym. Chem.*, 2010, **48**, 251–284; (e) A. Deffieux and R. Borsali, *Controlled Synthesis and Properties of Cyclic Polymers*, Wiley-VCH, Weinheim, 2007; (f) T. Yamamoto and Y. Tezuka, in *Complex Macromolecular Architectures: Synthesis, Characterization, and Self-Assembly*, ed. N. Hadjichristidis, A. Hirao, Y. Tezuka and F. Du Prez, Wiley, Singapore, 2011, pp. 3–20.
- (a) Y. Tezuka and H. Oike, *J. Am. Chem. Soc.*, 2001, **123**, 11570–11576; (b) Y. Tezuka and H. Oike, *Prog. Polym. Sci.*, 2002, **27**, 1069–1122; (c) Y. Tezuka, *J. Polym. Sci., Part A: Polym. Chem.*, 2003, **41**, 2905–2917; (d) Y. Tezuka and H. Oike, *Macromol. Rapid Commun.*, 2001, **22**, 1017–1029; (e) Y. Tezuka, et al., *Topology Designing (in Japanese)*, NTS, Tokyo, 2009, ISBN 978-4-86043-162-4; (f) Y. Tezuka, *Kobunshi*, 2008, **57**, 81–85.
- (a) L. Rique-Lurbe, M. Schappacher and A. Deffieux, *Macromolecules*, 1994, **27**, 6318–6324; (b) M. Schappacher and A. Deffieux, *Macromolecules*, 2001, **34**, 5827–5832.
- (a) M. Kubo, T. Hayashi, H. Kobayashi and T. Itoh, *Macromolecules*, 1998, **31**, 1053–1057; (b) M. Kubo, T. Nishigawa, T. Uno, T. Itoh and H. Sato, *Macromolecules*, 2003, **36**, 9264–9266.
- M. Glassner, J. P. Blinco and C. Barner-Kowollik, *Macromol. Rapid Commun.*, 2011, **32**, 724–728.
- B. A. Laurent and S. M. Grayson, *J. Am. Chem. Soc.*, 2006, **128**, 4238–4239.
- (a) D. E. Lonsdale, C. A. Bell and M. J. Monteiro, *Macromolecules*, 2010, **43**, 3331–3339; (b) D. Fournier, R. Hoogenboom and U. S. Schubert, *Chem. Soc. Rev.*, 2007, **36**, 1369–1380; (c) R. K. Iha, K. L. Wooley, A. M. Nyström, D. J. Burke, M. J. Kade and C. J. Hawker, *Chem. Rev.*, 2009, **109**, 5620–5686.
- X. P. Qiu, F. Tanaka and F. M. Winnik, *Macromolecules*, 2007, **40**, 7069–7071.
- J. Xu, J. Ye and S. Y. Liu, *Macromolecules*, 2007, **40**, 9103–9110.
- (a) J. N. Hoskins and S. M. Grayson, *Macromolecules*, 2009, **42**, 6406–6413; (b) J. N. Hoskins and S. M. Grayson, *Polym. Chem.*, 2011, **2**, 289–299.
- H. Misaka, R. Kakuchi, C. Zhang, R. Sakai, T. Satoh and T. Kakuchi, *Macromolecules*, 2010, **43**, 7090–7094.
- (a) G.-Y. Shi, X.-Z. Tang and C.-Y. Pan, *J. Polym. Sci., Part A: Polym. Chem.*, 2008, **46**, 2390–2401; (b) Y.-Q. Dong, Y.-Y. Tong, B.-T. Dong, F.-S. Du and Z.-C. Li, *Macromolecules*, 2009, **42**, 2940–2948; (c) H. Durmaz, A. Dag, G. Hizal and U. Tunca, *J. Polym. Sci., Part A: Polym. Chem.*, 2010, **48**, 5083–5091; (d) A. Touris and N. Hadjichristidis, *Macromolecules*, 2011, **44**, 1969–1976.
- (a) G.-Y. Shi and C.-Y. Pan, *J. Polym. Sci., Part A: Polym. Chem.*, 2009, **47**, 2620–2630; (b) G.-Y. Shi and C.-Y. Pan, *Macromol. Rapid Commun.*, 2008, **29**, 1672–1678; (c) G.-Y. Shi, L.-P. Yang and C.-Y. Pan, *J. Polym. Sci., Part A: Polym. Chem.*, 2008, **46**, 6496–6508; (d) S. Perrier, *Nat. Chem.*, 2011, **3**, 194–196.
- M. Schulz, S. Tanner, H. Barqawi and W. Binder, *J. Polym. Sci., Part A: Polym. Chem.*, 2010, **48**, 671–680.
- Y. Tezuka and R. Komiya, *Macromolecules*, 2002, **35**, 8667–8669.
- S. Hayashi, K. Adachi and Y. Tezuka, *Chem. Lett.*, 2007, 982–983.
- K. Adachi, S. Honda, S. Hayashi and Y. Tezuka, *Macromolecules*, 2008, **41**, 7898–7903.
- Y. Tezuka and F. Ohashi, *Macromol. Rapid Commun.*, 2005, **26**, 608–612.
- S. Hayashi, K. Adachi and Y. Tezuka, *Polym. J.*, 2008, **40**, 572–576.
- Y. Zhang, G. Wang and J. Huang, *Macromolecules*, 2010, **43**, 10343–10347.
- (a) A. F. Voter and E. S. Tillman, *Macromolecules*, 2010, **43**, 10304–10310; (b) R. Nicolay and K. Matyjaszewski, *Macromolecules*, 2011, **44**, 240–247.
- (a) H. R. Kricheldorf and S. Eggerstedt, *Macromol. Chem. Phys.*, 1999, **200**, 587–593; (b) K. J. Shea, S. Y. Lee and B. B. Busch, *J. Org. Chem.*, 1998, **63**, 5746–5747.
- (a) C. W. Bielawski, D. Benitez and R. H. Grubbs, *Science*, 2002, **297**, 2041–2044; (b) C. W. Bielawski, D. Benitez and R. H. Grubbs, *J. Am. Chem. Soc.*, 2003, **125**, 8424–8425.
- (a) Y. Xia, A. J. Boydston, I. A. Gorodetskaya, J. A. Kornfield and R. H. Grubbs, *J. Am. Chem. Soc.*, 2009, **131**, 2670–2677; (b) For the compatibility of ring and linear polymers, see also: S. Singla and H. W. Beckham, *Macromolecules*, 2008, **41**, 9784–9792.
- A. J. Boydston, T. W. Holcombe, D. A. Unruh, J. M. J. Fréchet and R. H. Grubbs, *J. Am. Chem. Soc.*, 2009, **131**, 5388–5389.
- D. A. Culkun, W. Jeong, S. Csihony, E. D. Gomez, N. P. Balsara, J. L. Hedrick and R. M. Waymouth, *Angew. Chem., Int. Ed.*, 2007, **46**, 2627–2630.
- W. Jeong, E. J. Shin, D. A. Culkun, J. L. Hedrick and R. M. Waymouth, *J. Am. Chem. Soc.*, 2009, **131**, 4884–4891.
- L. Guo and D. Zhang, *J. Am. Chem. Soc.*, 2009, **131**, 18072–18074.
- O. Coulembier, S. Moins, J. De Winter, P. Garboux, P. Leclerc, R. Lazzaroni and P. Dubois, *Macromolecules*, 2010, **43**, 575–579.
- (a) H. Li, A. Debuigne, R. Jérôme and P. Lecomte, *Angew. Chem., Int. Ed.*, 2006, **45**, 2264–2267; (b) M. Schappacher and A. Deffieux, *J. Am. Chem. Soc.*, 2008, **130**, 14684–14689.
- M. Schappacher and A. Deffieux, *Science*, 2008, **319**, 1512–1515.
- M. Schappacher and A. Deffieux, *Angew. Chem., Int. Ed.*, 2009, **48**, 5930–5933.
- For recent examples, see: (a) S. M. Douglas, H. Dietz, T. Liedl, B. Högberg, F. Graf and W. M. Shih, *Nature*, 2009, **459**, 414–418; (b) J. Zheng, J. J. Birktoft, Y. Chen, T. Wang, R. Sha,

- P. E. Constantinou, S. L. Ginell, C. Mao and N. C. Seeman, *Nature*, 2009, **461**, 74–77; (c) C. Zhang, S. H. Ko, M. Su, Y. Leng, A. E. Ribbe, W. Jiang and C. Mao, *J. Am. Chem. Soc.*, 2009, **131**, 1413–1415; (d) F. C. Simmel, *Angew. Chem., Int. Ed.*, 2008, **47**, 5884–5887.
- 38 H. Oike, H. Imaizumi, T. Mouri, Y. Yoshioka, A. Uchibori and Y. Tezuka, *J. Am. Chem. Soc.*, 2000, **122**, 9592–9599.
- 39 H. Oike, A. Uchibori, A. Tsuchitani, H.-K. Kim and Y. Tezuka, *Macromolecules*, 2004, **37**, 7595–7601.
- 40 (a) Y. Tezuka, N. Takahashi, T. Satoh and K. Adachi, *Macromolecules*, 2007, **40**, 7910–7918; (b) K. Adachi, H. Takasugi and Y. Tezuka, *Macromolecules*, 2006, **39**, 5585–5588.
- 41 (a) Y. Tezuka, K. Mori and H. Oike, *Macromolecules*, 2002, **35**, 5707–5711; (b) H. Oike, M. Hamada, S. Eguchi, Y. Danda and Y. Tezuka, *Macromolecules*, 2001, **34**, 2776–2782.
- 42 (a) H. Oike, S. Kobayashi, T. Mouri and Y. Tezuka, *Macromolecules*, 2001, **34**, 2742–2744; (b) Y. Peng, H. Liu, X. Zhang, S. Liu and Y. Li, *Macromolecules*, 2009, **42**, 6457–6462.
- 43 H. Oike, T. Mouri and Y. Tezuka, *Macromolecules*, 2001, **34**, 6229–6234.
- 44 K. Miki, Y. Inamoto, S. Inoue, T. Uno, T. Itoh and M. Kubo, *J. Polym. Sci., Part A: Polym. Chem.*, 2009, **47**, 5882–5890.
- 45 K. Ishikawa, T. Yamamoto, H. Harada and Y. Tezuka, *Macromolecules*, 2010, **43**, 7062–7067.
- 46 K. Zhang, M. A. Lackey, J. Cui and G. N. Tew, *J. Am. Chem. Soc.*, 2011, **133**, 4140–4148.
- 47 M. Schappacher and A. Deffieux, *J. Am. Chem. Soc.*, 2011, **133**, 1630–1633.
- 48 For review, see: (a) T. Yamamoto and Y. Tezuka, *Eur. Polym. J.*, 2011, **47**, 535–541; (b) Also see: Y. Tezuka, R. Komiya, Y. Ido and K. Adachi, *React. Funct. Polym.*, 2007, **67**, 1233–1242.
- 49 (a) Y. Tezuka and K. Fujiyama, *J. Am. Chem. Soc.*, 2005, **127**, 6266–6270; (b) Y. Tezuka, R. Komiya and M. Washizuka, *Macromolecules*, 2003, **36**, 12–17.
- 50 (a) N. Sugai, H. Heguri, K. Ohta, Q. Meng, T. Yamamoto and Y. Tezuka, *J. Am. Chem. Soc.*, 2010, **132**, 14790–14802; (b) See also: D. E. Lonsdale and M. J. Monteiro, *Chem. Commun.*, 2010, **46**, 7945–7947; (c) B. V. K. J. Schmidt, N. Fechner, J. Falkenhagen and J.-F. Lutz, *Nat. Chem.*, 2011, **3**, 234–238.
- 51 P. G. Clark, E. N. Guidry, W. Y. Chan, W. E. Steinmetz and R. H. Grubbs, *J. Am. Chem. Soc.*, 2010, **132**, 3405–3412.
- 52 (a) G. Tsolou, N. Stratikis, C. Bang, P. S. Stephanou and V. G. Mavrantzas, *Macromolecules*, 2010, **43**, 10692–10713; (b) K. Hur, C. Jeong, R. G. Winkler, N. Lacevic, R. H. Gee and D. Y. Yoon, *Macromolecules*, 2011, **44**, 2311–2315.
- 53 D. Ida, D. Nakatomi and T. Yoshizaki, *Polym. J.*, 2010, **42**, 735–744.
- 54 A. A. Gorbunov and A. V. Vakhrushev, *Polymer*, 2010, **51**, 3285–3292.
- 55 C. R. A. Abreu and F. A. Escobedo, *Macromolecules*, 2005, **38**, 8532–8545.
- 56 G. Beaucage and A. S. Kulkarni, *Macromolecules*, 2010, **43**, 532–537.
- 57 Y. Wang, I. Teraoka, F. Y. Hansen, G. H. Peters and O. Hassager, *Macromolecules*, 2011, **44**, 403–412.
- 58 A. V. Vakhrushev, A. A. Gorbunov, Y. Tezuka, A. Tsuchitani and H. Oike, *Anal. Chem.*, 2008, **80**, 8153–8162.
- 59 (a) P.-G. de Gennes, *Scaling Concepts in Polymer Physics*, Cornell University Press, Ithaca, 1979; (b) G. Strobl, *The Physics of Polymers: Concept for Understanding Their Structures and Behavior*, Springer, Berlin, 2007.
- 60 (a) T. McLeish, *Adv. Phys.*, 2002, **51**, 1379–1527; (b) M. Kapnistos, M. Lang, D. Vlassopoulos, W. Pyckhout-Hintzen, D. Richter, D. Cho, T. Chang and M. Rubinstein, *Nat. Mater.*, 2008, **7**, 997–1002; (c) S. Nam, J. Leisen, V. Breedveld and H. W. Beckham, *Macromolecules*, 2009, **42**, 3121–3128.
- 61 D. Wöll, E. Braeken, A. Deres, F. C. DeSchryver and J. Hofkens, *Chem. Soc. Rev.*, 2009, **38**, 313–328.
- 62 S. Habuchi, N. Satoh, T. Yamamoto, Y. Tezuka and M. Vacha, *Angew. Chem., Int. Ed.*, 2010, **49**, 1418–1421.
- 63 Y. Tezuka, T. Ohtsuka, K. Adachi, R. Komiya, N. Ohno and N. Okui, *Macromol. Rapid Commun.*, 2008, **29**, 1237–1241.
- 64 (a) K. Schäler, E. Ostas, K. Schröter, T. Thurn-Albrecht, W. H. Binder and K. Saalwächter, *Macromolecules*, 2011, **44**, 2743–2754; (b) E. J. Shin, W. Jeong, H. A. Brown, B. J. Koo, J. L. Hedrick and R. M. Waymouth, *Macromolecules*, 2011, **44**, 2773–2779; (c) M. E. Córdova, A. T. Lorenzo, A. J. Müller, J. N. Hoskins and S. M. Grayson, *Macromolecules*, 2011, **44**, 1742–1746.
- 65 G. E. Yu, Z. Yang, D. Attwood, C. Price and C. Booth, *Macromolecules*, 1996, **29**, 8479–8486.
- 66 G. E. Yu, Z. K. Zhou, D. Attwood, C. Price, C. Booth, P. C. Griffiths and P. Stilbs, *J. Chem. Soc., Faraday Trans.*, 1996, **92**, 5021–5028.
- 67 G. E. Yu, C. A. Garrett, S. M. Mai, H. Altinok, D. Attwood, C. Price and C. Booth, *Langmuir*, 1998, **14**, 2278–2285.
- 68 S. Honda, T. Yamamoto and Y. Tezuka, *J. Am. Chem. Soc.*, 2010, **132**, 10251–10253.
- 69 (a) M. De Rosa and A. Gambacorta, *Prog. Lipid Res.*, 1988, **27**, 153–175; (b) M. Kates, in *The Biochemistry of Archaea (Archaeobacteria)*, ed. M. Kates, et al., Elsevier, Amsterdam, 1993, pp. 261–293; (c) A. Yamagishi, *Biol. Sci. Space*, 2000, **14**, 332–340; (d) K. Arakawa, T. Eguchi and K. Kakinuma, *Bull. Chem. Soc. Jpn.*, 2001, **74**, 347–356.
- 70 For some examples of recent studies, see (a) H. Omachi, S. Matsuura, Y. Segawa and K. Itami, *Angew. Chem., Int. Ed.*, 2010, **49**, 10202–10205; (b) S.-S. Jester, N. Shabelina, S. M. Le Blanc and S. Höger, *Angew. Chem., Int. Ed.*, 2010, **49**, 6101–6105; (c) M. C. O'Sullivan, J. K. Sprafke, D. V. Kondratuk, C. Rinfray, T. D. W. Claridge, A. Saywell, M. O. Blunt, J. N. O'Shea, P. H. Beton, M. Malfois and H. L. Anderson, *Nature*, 2011, **469**, 72–75; (d) F. Zhang, G. Götz, H. D. F. Winkler, C. A. Schalley and P. Bäuerle, *Angew. Chem., Int. Ed.*, 2009, **48**, 6632–6635.
- 71 X. Xu, N. Zhou, J. Zhu, Y. Tu, Z. Zhang, Z. Cheng and X. Zhu, *Macromol. Rapid Commun.*, 2010, **31**, 1791–1797.
- 72 R. Chen, J. Ling and T. E. Hogen-Esch, *Macromolecules*, 2009, **42**, 6015–6022.
- 73 N. Nasongkla, B. Chen, N. Macaraeg, M. E. Fox, J. M. J. Fréchet and F. C. Szoka, *J. Am. Chem. Soc.*, 2009, **131**, 3842–3843.
- 74 (a) *Handbook of Conjugated Polymers*, ed. T. A. Skotheim and J. Reynolds, CRC Press, Boca Raton, 3rd edn, 2007; (b) S. S. Zade, N. Zamoshchik and M. Bendikov, *Acc. Chem. Res.*, 2011, **44**, 14–24.
- 75 R. Herges, *Chem. Rev.*, 2006, **106**, 4820–4842.
- 76 S. S. Puttamadappa, K. Jagadish, A. Shekhtman and J. A. Camarero, *Angew. Chem., Int. Ed.*, 2010, **49**, 7030–7034.
- 77 M. J. Stanford, R. L. Pflughaupt and A. P. Dove, *Macromolecules*, 2010, **43**, 6538–6541.
- 78 (a) T. Tanaka, *Phys. Rev. Lett.*, 1978, **40**, 820–823; (b) T. Okano, *Adv. Polym. Sci.*, 1993, **110**, 179–197; (c) M. Nakayama and T. Okano, *J. Drug Delivery Sci. Technol.*, 2006, **16**, 35–44.