

HIGHLIGHT

[View Article Online](#)
[View Journal](#) | [View Issue](#)


 Cite this: *Inorg. Chem. Front.*, 2017, **4**, 1950

 Received 21st August 2017,
 Accepted 10th September 2017

DOI: 10.1039/c7qi00502d

rsc.li/frontiers-inorganic

Marriage of phthalocyanine chemistry with lanthanides: a single-ion magnet with a blocking temperature up to 25 K

 Jun-Long Zhang 

A combination of rich phthalocyanine chemistry such as peripheral substitution and the unique properties of lanthanides to enhance organic radical-f interaction is expected to afford new SIMs with a higher working temperature.

Magnetic phenomena and materials are everywhere and significantly improve our lives. From the brilliant perspective of molecule-based information storage and quantum computing, the field of magnetic materials has been undergoing a shift of focus away from bulky magnets and nanomagnets toward molecular magnets.¹ Since the discovery of dodeca-metallic manganese-acetate (Mn₁₂) in the early 1990s,² multifunctional single-molecule magnets (SMMs) or single-ion magnets (SIMs) with slow magnetic relaxation have attracted increasing

attention, not only deepening the study of magnetism but also forming the chemical basis for molecular spintronics.

One of the most challenging issues to make SMMs practicable is how to enhance the working temperature for the SMMs to exhibit magnetic bistability properties. Previous attempts to enhance the spin value of the ground state have been focused on simply scaling molecules to contain more spin-bearing atoms.³ However, the increase of total spins is usually accompanied by more symmetrical molecular structures that frequently counteract the anisotropies, creating a small energy barrier.³ Until 2003, mononuclear lanthanide complexes, (Bu₄N)[Ln(Pc)₂] (Ln = Tb^{III} or Dy^{III}, Bu₄N = tetrabutylammonium),⁴ provided a way to understand and control the single-ion magnetic anisotropy, and in turn to enhance the magnetic behavior in single-ion magnets (SIMs).⁵ This was a landmark for the marriage of phthalocyanine chemistry with lanthanides, which offered a “golden” opportunity to address the critical issue of SMMs.

Toward this goal, tremendous progress has been made in the synthesis of bis(tetrapyrrole) lanthanide double-decker SIMs to disclose the structural and electronic effects on the magnetic performance,^{6–9} however the electronic effect of the phthalocyanine periphery on the SIM properties still remains unclear. Jiang and co-workers have provided an important answer to this scientific question.¹⁰ They incorporated the dialkylamino substituent, one of the strongest electron-donating groups known so far, onto the phthalocyanine periphery in bis(phthalocyaninato) rare earth complexes, resulting in the homoleptic bis[2,3,9,10,16,17,23,24-octakis(dibutylamino)phthalocyaninato] rare earth complexes M{Pc[N(C₄H₉)₂]₈}₂ {Pc[N(C₄H₉)₂]₈} = 2,3,9,10,16,17,23,24-octakis(dibutylamino)phthalocyanine, M = Y, Tb} (Scheme 1). The electron-donating effect of the sixteen dialkylamino groups was clearly revealed by the significant red shift in the Q absorption bands and the significant shift in both the first oxidation and the first reduction potentials to the negative direction, relative to those

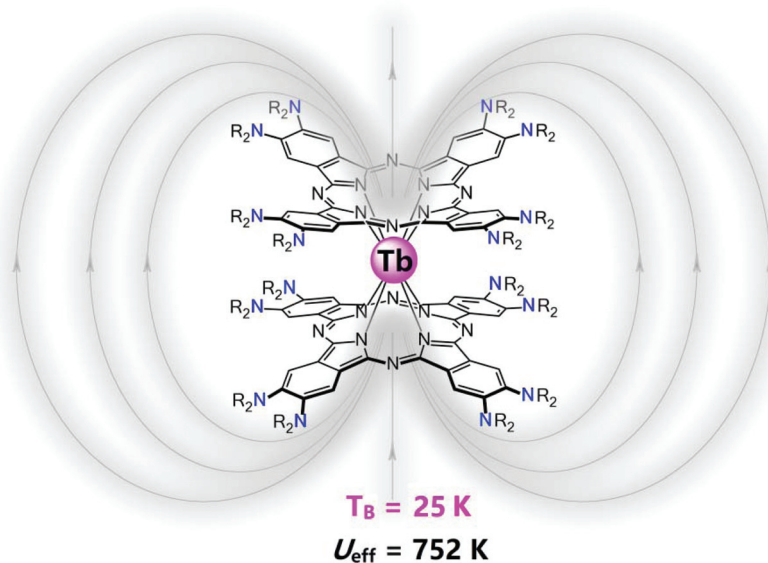
Beijing National Laboratory of Molecular Science State Key Laboratory of Rare Earth Materials Chemistry and Applications, College of Chemistry and Molecular Engineering, Peking University, Beijing, 100871, China.
 E-mail: zhangjunlong@pku.edu.cn



Jun-Long Zhang

Jun-Long Zhang received his BSc from Sichuan University (1997) and MSc from Chengdu Institute of Organic Chemistry, CAS (2000). In 2005, he obtained his PhD degree at the University of Hong Kong under the supervision of Prof. Chi-Ming Che. After 3 years of postdoctoral research with Prof. Yi Lu at the University of Illinois at Urbana-Champaign, he started his independent research career at Peking University in 2008. His

research interests include bioinorganic chemistry and luminescent lanthanides. He was selected for the Early Career Series for ChemPlusChem (2015), Emerging Investigator in Bioinorganic Chemistry (ACS, 2016) and the Young Scientist Award by the Chinese Society of Rare Earths (2017).



Scheme 1 Schematic molecular structure of the double-decker compound $\text{Tb}(\text{Pc}[\text{N}(\text{C}_4\text{H}_9)_2]_8)_2$.

of $\text{M}(\text{Pc})_2$.¹¹ In particular, the electrostatic potential around the terbium ion gets significantly increased to -11.59 a.u. for $\text{Tb}\{\text{Pc}[\text{N}(\text{C}_2\text{H}_5)_2]_8\}_2$ from -3.75 a.u. for $\text{Tb}(\text{Pc})_2$ (Fig. 1), which results in a significant enhancement over the ligand coordination field around the terbium ion and therefore intensifies the molecular magnetic anisotropy. Their design also depends on the steric effect of the bulky dialkylamino groups, which leads to a square-antiprismatic coordination polyhedron for the terbium ion, which in turn ensures the good SMM properties of the terbium double-decker complex in terms of the coordination geometry. Their bis(phthalocyaninato) terbium double-decker SIM did indeed show the significantly intensified SIM performance hoped-for, with a spin reversal energy barrier of 752 ± 8 K and a blocking temperature of 25 K. In

view of the previous highest blocking temperature for bis(tetrapyrrole) lanthanide SIMs, 10 K, it is a good breakthrough. It is worth noting that bis(tetrapyrrole) lanthanide-based SIMs with higher energy barriers have been reported by T. Torres⁸ and R. Sessoli,⁹ however, the blocking temperature of these SIMs is much lower than that of $\text{Tb}\{\text{Pc}[\text{N}(\text{C}_2\text{H}_5)_2]_8\}_2$, revealing the complicated relationship between the energy barrier and the blocking temperature. Nevertheless, by comparison of the dynamic magnetic properties of these SIMs, it is found that the quantum tunneling of magnetization (QTM) seems to be more significant in the SIMs with higher energy barriers, which may be the reason why the higher energy barriers do not result in a higher blocking temperature for these bis(tetrapyrrole) lanthanide-based SIMs. Therefore, in order to increase the blocking temperature, the QTM should be suppressed and the energy barrier should be increased as well. As evidenced by $\text{Tb}\{\text{Pc}[\text{N}(\text{C}_2\text{H}_5)_2]_8\}_2$, the suppressed QTM is correlated to the near-perfect square-antiprismatic polyhedron coordination mode around Tb^{3+} arising from the steric effect of the bulky dialkylamino groups. This provides an alternative way to increase the blocking temperature.

The study by Jiang and co-workers not only reports a record blocking temperature for bis(tetrapyrrole) lanthanide double-decker SIMs, but also has clearly clarified the significant effect of the electron-donating peripheral substituents on the SIM functionality of bis(phthalocyaninato) terbium SIMs, offering an efficient method for the design and synthesis of sandwich-type tetrapyrrole lanthanide SIMs with enhanced magnetic behavior. Finally, it is worth noting that there are surely other structural factors which affect the sandwich-type tetrapyrrole lanthanide SIM performance. In particular, unsymmetrical peripheral substitution has been proven to be able to elevate the spin-reversal energy barrier of the sandwich-type tetrapyrrole lanthanide SIM performance. In particular, unsymmetrical peripheral substitution has been proven to be able to elevate the spin-reversal energy barrier of the sandwich-type tetrapyrrole lanthanide SIM performance, leading to the highest effective energy barrier of 939 K for bis(tetrapyrrole) lanthanide-based SIMs reported

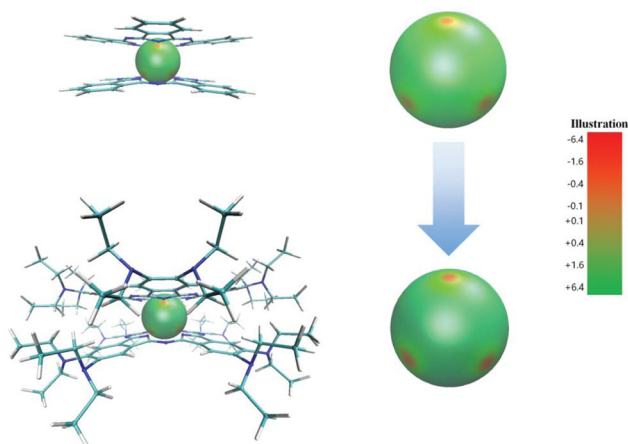


Fig. 1 Electrostatic potential projection on a 2 Å radius sphere centered at the Tb^{3+} position with the two phthalocyanine ligands in $\text{Tb}(\text{Pc})_2$ and $\text{Tb}(\text{Pc}[\text{N}(\text{C}_4\text{H}_9)_2]_8)_2$.

to date.⁸ As a consequence, the combination of rich phthalocyanine chemistry such as unsymmetrical peripheral substitution and the unique properties of lanthanides to enhance organic radical-f interaction in the bis(tetrapyrrole) lanthanide SIMs is expected to afford new SIMs with a higher working temperature, making a step forward towards the practical application of SMMs.

Conflicts of interest

There are no conflicts to declare.

References

- 1 L. Bogani and W. Wernsdorfer, *Nat. Mater.*, 2008, **7**, 179.
- 2 R. Sessoli, D. Gatteschi, A. Caneschi and M. A. Novak, *Nature*, 1993, **365**, 141.
- 3 (a) L. M. C. Beltran and J. R. Long, *Acc. Chem. Res.*, 2005, **38**, 325; (b) R. Bagai and G. Christou, *Chem. Soc. Rev.*, 2009, **38**, 1011; (c) M. Kurmoo, *Chem. Soc. Rev.*, 2009, **38**, 1353; (d) G. Aromí, D. Aguilà, P. Gamez, F. Luis and O. Roubeau, *Chem. Soc. Rev.*, 2012, **41**, 537; (e) G. A. Timco, T. B. Faust, F. Tuna and R. E. P. Winpenny, *Chem. Soc. Rev.*, 2011, **40**, 3067.
- 4 N. Ishikawa, M. Sugita, T. Ishikawa, S. Koshihara and Y. Kaizu, *J. Am. Chem. Soc.*, 2003, **125**, 8694.
- 5 Y.-S. Meng, S.-D. Jiang, B.-W. Wang and S. Gao, *Acc. Chem. Res.*, 2016, **49**, 2381.
- 6 (a) H. Wang, B. Wang, Y. Bian, S. Gao and J. Jiang, *Coord. Chem. Rev.*, 2016, **306**, 195; (b) J. Liu, Y. Chen, F. Guo and M. Tong, *Coord. Chem. Rev.*, 2014, **281**, 26; (c) D. N. Woodruff, R. E. P. Winpenny and R. A. Layfield, *Chem. Rev.*, 2013, **113**, 5110; (d) J. D. Rinehart and J. R. Long, *Chem. Sci.*, 2011, **2**, 2078.
- 7 (a) H. Wang, K. Wang, J. Tao and J. Jiang, *Chem. Commun.*, 2012, **48**, 2973; (b) J. Kan, H. Wang, W. Sun, W. Cao, J. Tao and J. Jiang, *Inorg. Chem.*, 2013, **52**, 8505; (c) H. Wang, K. Qian, K. Wang, Y. Bian, J. Jiang and S. Gao, *Chem. Commun.*, 2011, **47**, 9624.
- 8 C. R. Ganivet, B. Ballesteros, G. de la Torre, J. M. Clemente-Juan, E. Coronado and T. Torres, *Chem. – Eur. J.*, 2013, **19**, 1457.
- 9 M. Mannini, F. Bertani, C. Tudisco, L. Malavolti, L. Poggini, K. Misztal, D. Menozzi, A. Motta, E. Otero, P. Ohresser, P. Saintavit, G. G. Condorelli, E. Dalcanale and R. Sessoli, *Nat. Commun.*, 2014, **5**, 4582.
- 10 Y. Chen, F. Ma, X. Chen, B. Dong, K. Wang, S. Jiang, C. Wang, X. Chen, D. Qi, H. Sun, B. Wang, S. Gao and J. Jiang, *Inorg. Chem. Front.*, 2017, **4**, 1465–1471.
- 11 P. Zhu, F. Lu, N. Pan, D. P. Arnold, S. Zhang and J. Jiang, *Eur. J. Inorg. Chem.*, 2004, **2004**, 510.