

Cite this: *Catal. Sci. Technol.*, 2019,  
9, 4561Intermetallic species in the Negishi coupling and  
their involvement in inhibition pathways†Mikhail V. Polynski <sup>\*ab</sup> and Evgeny A. Pidko <sup>‡\*a</sup>

The formation of M–Zn–intermetallic species (M = Ni, Pd) in the course of the Negishi reaction in THF solvent and their potential impact on *in situ* catalyst inhibition were investigated by DFT calculations carried out at two levels of theory. The solvent coordination to the transition metal centers was explicitly accounted for in the calculations. Two model PR<sub>3</sub> ligands (PR<sub>3</sub> = PMe<sub>3</sub> and PPh<sub>3</sub>), as well as a model NHC-type ligand (1,3-diisopropylimidazol-2-ylidene), were selected. The formation of the intermetallic species during the catalytic process effectively removes the key in-cycle cross-coupling intermediates M(0)L<sub>2</sub>, *cis*-[L<sub>2</sub>PhM(II)X], and *trans*-[L<sub>2</sub>PhM(II)X] from the main Negishi catalytic cycle. The reaction between the ZnX<sub>2</sub> by-product of the cross-coupling and the M(0)L<sub>2</sub> species yields bi-metallic adducts with M–Zn dative bonds. The nature of these bonds in the resulting complexes was analyzed with QTAIM. ZnX<sub>2</sub> coordination to [L<sub>2</sub>PhM(II)X] intermediates prevents the binding of alkylzinc halide (RZnX) reagents and blocks the cross-coupling process. Based on these findings, we consider LiX additives as agents that passivate the Lewis-acidic ZnX<sub>2</sub> by-product and therefore limit the product inhibition. This work highlights the profound effect of a system view on catalytic cross-coupling reactions, where interactions between components of catalytic systems are taken into account explicitly, and discourage the use of single-cycle-only models.

Received 19th April 2019,  
Accepted 19th July 2019

DOI: 10.1039/c9cy00752k

rsc.li/catalysis

## 1. Introduction

Computational modeling has become indispensable in mechanistic studies of catalytic reactions by providing practical tools for generation of valuable insights into reaction mechanisms.<sup>1–8</sup> Designing new catalytic systems based on modeling data, however, is still challenging.<sup>9–12</sup> Catalytic processes in organic synthesis are often performed in the liquid phase, and conventional quantum chemical approaches to model kinetics and thermodynamics in solution sometimes cause significant inaccuracies or even give misleading results.<sup>13</sup> The errors in computational modeling may be associated with the inherent limitations of the quantum chemical methods or may be caused by the incompleteness of considered mechanistic proposals.<sup>8</sup> The inherent mechanistic complexity of cross-coupling reactions that cannot be captured with simplistic single-cycle catalytic models (as in Fig. 1a) is now well-recognized.<sup>6,14–17</sup>

Catalytic cross-coupling reactions have become one of the cornerstones of organic synthesis. Among these, the Negishi reaction is a useful method for the cross-coupling of organo-(pseudo)halides RX with air- and moisture-sensitive organozinc reagents RZnX or R<sub>2</sub>Zn. One of its key advantages is an extensive substrate scope (coupling of sp-, sp<sup>2</sup>-, and sp<sup>3</sup>-carbon moieties).<sup>18–20</sup> Zinc reagents rapidly undergo transmetalation and thus the Negishi reaction, unlike the Heck or Suzuki reactions, may proceed at temperatures well below the ambient temperature, *e.g.*, at –45 or –55 °C, while, under optimized conditions, the TONs may reach *ca.* 10<sup>6</sup>.<sup>21</sup> Thus, despite the air- and moisture-sensitivity of the employed reagents, Negishi cross-coupling has become a powerful synthetic methodology suitable for the synthesis of pharmaceuticals.<sup>22</sup> This reaction is often selected in total synthesis, where the reaction efficiency is of paramount importance.<sup>18,23</sup>

Divalent zinc compounds, such as ZnX<sub>2</sub>, RZnX, and R<sub>2</sub>Zn, are Lewis acids.<sup>25</sup> Nickel and palladium metal-complex catalysts are a common choice in Negishi cross-coupling and, at the same time, are Lewis bases. The possibility of Ni–Zn and Pd–Zn hetero-bimetallic Lewis pair formation is well recognized.<sup>26</sup> Indeed, organometallic Zn compounds can be ligands binding to Ni and Pd centers.<sup>27</sup> The involvement of RZnX–Pd intermetallic species in the Negishi reaction catalysis has been demonstrated both computationally and experimentally (Fig. 1b).<sup>14,24</sup> Considering computational and

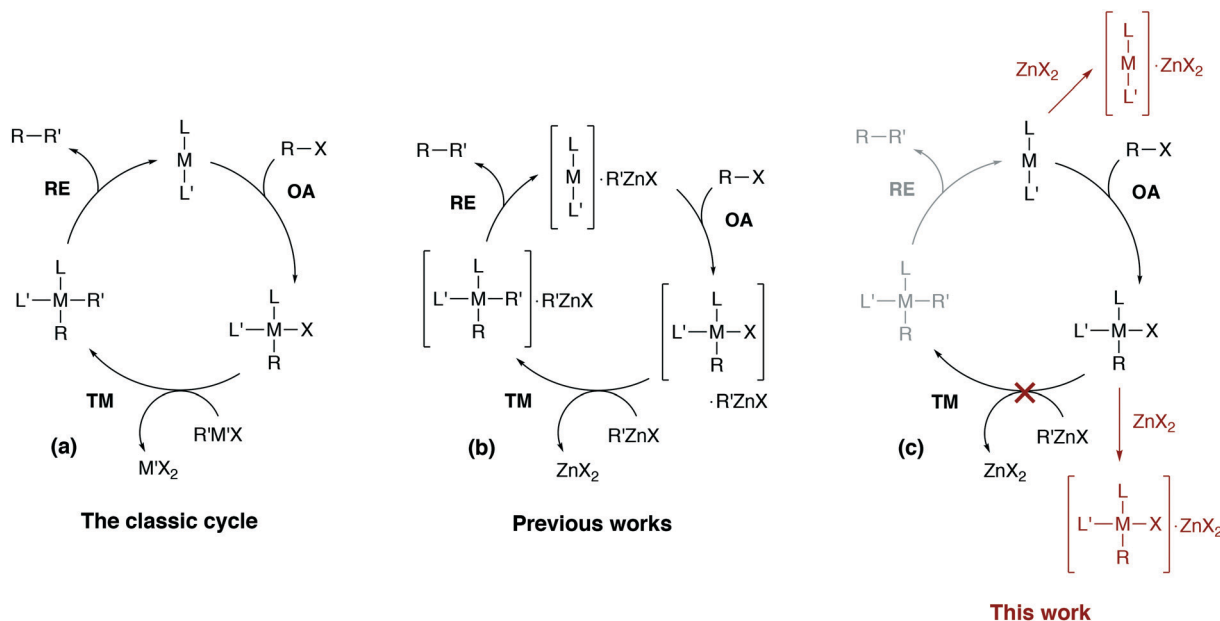
<sup>a</sup> TheoMAT Group, ITMO University, Lomonosova 9, St. Petersburg, 191002, Russia. E-mail: polynskimikhail@gmail.com, e.a.pidko@tudelft.nl

<sup>b</sup> Zelinsky Institute of Organic Chemistry, Russian Academy of Sciences, Leninsky prospekt 47, Moscow, 119991, Russia

† Electronic supplementary information (ESI) available. See DOI: 10.1039/c9cy00752k

‡ Current address: Inorganic Systems Engineering Group, Department of Chemical Engineering, Delft University of Technology, Van der Maasweg 9, 2629 HZ Delft, The Netherlands.





**Fig. 1** (a) The simplified conventional cross-coupling catalytic cycle and (b) a model catalytic cycle in the Negishi reaction accounting for the formation of intermetallic species proposed in previous works (see ref. 24 for example), and (c) a model cycle accounting for the product inhibition proposed in this work. L' = ligand, solvent, co-solvent, etc.

computational-experimental works only,<sup>4,28–33</sup> the Negishi cross-coupling is actively studied. However, the involvement of the reaction by-product  $\text{ZnX}_2$  in the catalytic mechanism was modeled only in the case of the final reductive elimination stage.<sup>24,34</sup> An inhibiting effect of  $\text{ZnX}_2$  accumulation in the course of the reaction was demonstrated experimentally as zinc halide additives slowed down Pd-catalyzed Negishi coupling reactions and even terminated the catalytic process entirely in some cases.<sup>14,33,35</sup>

In this article, we consider how the formation of intermetallic M–Zn species can effectively remove the key intermediates  $\text{M}(0)\text{L}_2$ , *cis*- $[\text{L}_2\text{PhM}(\text{II})\text{X}]$  and *trans*- $[\text{L}_2\text{PhM}(\text{II})\text{X}]$  from the catalytic cycle in the Negishi reaction. A detailed DFT analysis was carried out on models of widely-used phosphine- and NHC-ligand-based Ni and Pd catalytic systems (Fig. 1c). Our results provide an alternative explanation for the role of salt additives, the importance of which has been highlighted earlier in a series of experimental studies.<sup>15,35–37</sup> The current work highlights the importance of a system view on a catalytic transformation, in which interactions between components of the catalytic system are explicitly accounted for, and illustrates how a single-cycle-only model of a catalytic process may be inadequate.

This article is organized as follows. It begins with section 2.1 which provides a brief description of the computational methods and modeling approaches that were selected here to compute the Gibbs free energies of key elementary reaction steps. Section 3.1 is devoted to the formulation of the catalytic model for the case of phosphine-based catalytic systems. This is followed by section 3.2, where possible transformations of  $[\text{M}(\text{PR}_3)_2]$  species (M = Ni, Pd) to catalytic and non-catalytic  $\text{M}(0)\text{–Zn}$  intermediates (Fig. 1c, the off-cycle transfor-

mation on the top) are discussed. This section also includes a detailed analysis of the electronic structure of the  $\text{M}(0)\text{–Zn}$  bond (M = Ni, Pd) in the framework of the quantum theory of atoms in molecules (QTAIM), and the effect of solvent (THF) coordination to transition metal centers. Sections 3.3 to 3.5 describe the proposed mechanism of product inhibition in phosphine- and NHC-based systems emerging from a competitive formation of pre-transmetalation intermediates and M–Zn off-cycle resting states (Fig. 1c, the bottom off-cycle transformation). Our findings and implications are summarized in section 4 of the manuscript.

## 2. Computational details

All DFT calculations were performed using the ORCA program package (ver 4.0.1).<sup>38</sup> Geometry optimizations and vibrational frequency calculations were performed at two levels of theory. First, the B97-3c method was used which is a combination of the re-parameterized B97 GGA functional, a specially modified Gaussian basis set of triple- $\zeta$  quality, an atom-pairwise correction for GGA functionals (accounts for artificial elongation of chemical bonds involving main-group elements), and the D3-dispersion correction.<sup>39</sup> The method was shown to be exceptionally reliable in the modeling of organometallic reactions.<sup>40</sup> Second, a combination of the TPSS functional<sup>41</sup> and the def2-SVP basis set<sup>42</sup> was used. In this case, we used the empirical D3(BJ) and gCP corrections (three-body dispersion terms were included).<sup>39,43,44</sup> It should be noted that the TPSS functional often performs well in transition metal chemistry benchmarks.<sup>45–48</sup> The RI-approximation was used throughout.<sup>49–55</sup> The Stuttgart–Dresden ECPS for Pd (ref. 56) and I (ref. 57) were used. The



chosen levels of theory are designated as B97-3c and TPSS-D3/DZP. A detailed description of the chosen computational parameters is given in the ESI†

The implicit solvent C-PCM model was used to model bulk solvent effects.<sup>58</sup> We added coordinated THF molecules to model transition metal species, where it was favorable, according to test geometry optimization runs. Explicit inclusion of solvent molecules along with the use of continuum solvent models is often referred to as the cluster-continuum approach. This approach often allows accurate modeling of computationally complex kinetic and mechanistic phenomena.<sup>30,59–61</sup>

Free energies were calculated according to eqn (1):

$$G^A = E^A + \Delta G_{\text{QRRHO}}^A + \Delta G_{\text{solv}}^A + \Delta G_{\text{conc}}^A \quad (1)$$

where  $G^A$  is the Gibbs free energy of species A and  $E^A$  is their total energy (includes total electron energy as well as the empirical D3(BJ) and gCP corrections); the term  $\Delta G_{\text{QRRHO}}^A$  includes the thermochemical corrections according to the QRRHO approximation (see ESI† section 1 for details),<sup>62</sup> computed at the same level of theory as the  $E^A$  term; the  $\Delta G_{\text{solv}}^A$  term is the solvation free energy calculated with the C-PCM approach, including the charge-correction, dispersion, and cavitation terms.<sup>63</sup> A concentration correction,  $\Delta G_{\text{conc}}$  equal to 1.69 kcal mol<sup>-1</sup>, was used to account for the change of the system state from the ideal gas to the 1 M solution.<sup>64–66</sup> Therefore, the free energies, reported in this work, are the *standard* Gibbs free energies of the elementary chemical transformations except those involving THF solvent.

A solvent is commonly present in excess to reactants and intermediates. Therefore, according to Le Chatelier's principle, discoordination of solvent molecules from metal centers is expected to be less favorable compared to a hypothetical decoordination of the same solvent molecule when the former are in the 1 M standard state. Neglecting the solvent excess in cluster-continuum computations and using the conventional QRRHO approach offered a rather small mean absolute deviation of 2.2 kcal mol<sup>-1</sup> from AIMD calculation results in related systems.<sup>67</sup> We, however, found that accounting for the solvent excess may have a picture-change effect on calculation results. Specifically, the Gibbs free energies of some elementary transformations changed sign (see below) upon application of a THF concentration correction that was used in a previous computational study of the Negishi reaction:

$$\Delta G_{\text{exc}}^{\text{THF}} = RT \ln(12.33/1).$$

The  $\Delta G_{\text{exc}}^{\text{THF}}$  term is equal to 1.49 kcal mol<sup>-1</sup>, where 12.33 M is “the concentration of THF in pure THF.”<sup>30</sup> The Gibbs free energy of free (uncoordinated) THF species was calculated as:

$$G^{\text{THF}} = E^{\text{THF}} + \Delta G_{\text{QRRHO}}^{\text{THF}} + \Delta G_{\text{solv}}^{\text{THF}} + \Delta G_{\text{conc}} + \Delta G_{\text{exc}}^{\text{THF}}, \quad (2)$$

Phosphine and N-heterocyclic carbene ligands are the most widely used in cross-coupling catalysis.<sup>68</sup> In sections

3.1–3.3, we modeled the Ni and Pd systems with the trimethylphosphine (PMe<sub>3</sub>) and triphenylphosphine (PPh<sub>3</sub>) ligands. While the former is a model ligand imposing moderate steric hindrance,<sup>69</sup> the latter is a widely-used ligand in cross-coupling chemistry.<sup>68</sup> We selected 1,3-diisopropylimidazol-2-ylidene (here, i-Pr-Im) as a model NHC-type ligand in section 3.4. While ligands such as 1,3-dimesitylimidazol-2-ylidene (IMes) and bis(2,6-bis(diisopropyl)phenyl)imidazol-2-ylidene (IPr) are widely used in cross-coupling catalysis, i-Pr-Im is used more rarely in the synthesis of transition metal complexes.<sup>70,71</sup> Using i-Pr-Im instead of IMes or IPr as a model ligand reduces computational time and, at the same time, accounts for the steric bulk of the side groups bound to the imidazolium core.

## 3. Results and discussion

### 3.1. Model of the catalytic reaction

We considered the formation of M–Zn intermetallic species in the course of a model AlkZnX–ArX cross-coupling process, catalyzed by Ni and Pd systems with phosphine ligands (Fig. 2). Ethylzinc halides EtZnX and phenyl halides PhX (X = Cl, Br, I) were chosen as model AlkZnX and ArX. Only bis-phosphine species **1** were considered because under ligand-free or ligand-deficient conditions, formation of nanoparticles and oligomeric species may take place (see, *e.g.*, ref. 72 and 73 for original studies and ref. 17 and 74 for reviews). The catalytic role of such aggregates is beyond the scope of this study and has been discussed elsewhere.

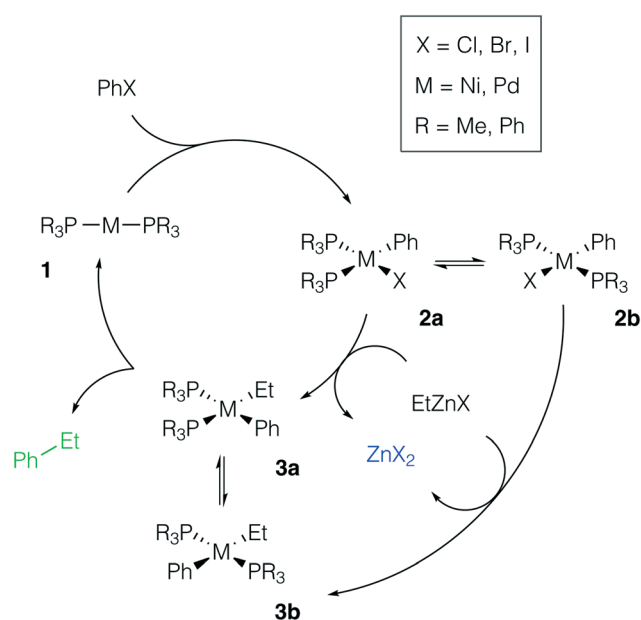


Fig. 2 Model catalytic cycle for Negishi coupling of PhX and EtZnX in d10-metal phosphine-based catalyst systems. The inset shows the functionalities varied in the model systems; see the ESI† for all obtained results.



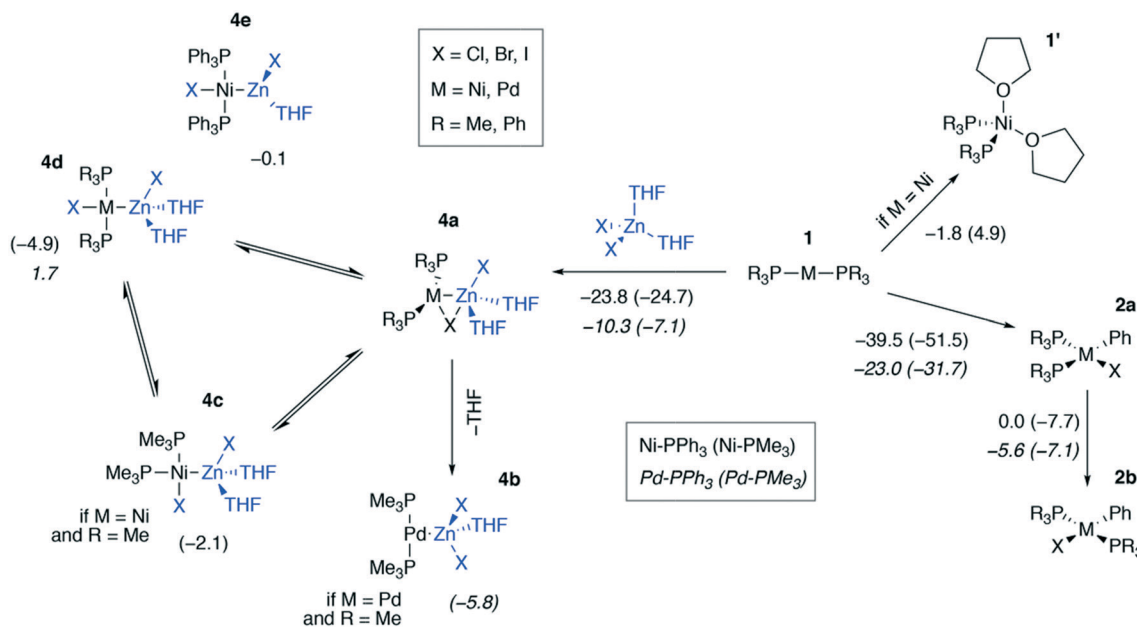
Potential ligand dissociation may lead to the formation of dimers  $R_3P[PhM(\mu_2-X)]_2PR_3$  from **2a** and **2b** with the concomitant release of two phosphine molecules. Test calculations at the B97-3c and TPSS-D3/DZP levels for the case of  $X = Br$  indicated that this process is thermodynamically unfavorable (see Tables S15–S16 and S41–S42<sup>†</sup>). The dimerization was endergonic by at least  $+8.5 \text{ kcal mol}^{-1}$  in the Ni systems and by at least  $+12.5 \text{ kcal mol}^{-1}$  in the Pd systems at both levels of theory ( $L = PR_3 = PMe_3$  or  $PPh_3$ ). Alternatively, the degradation of phosphine ligands may lead to the formation of mono-ligated complexes, which are prone to dimerization. We assumed the degradation due to quaternization or oxidation of phosphine ligands to be negligible as this would require the presence of impurities (acids<sup>75</sup> or air,<sup>76</sup> respectively) in the reaction mixture.

There are two specific molecular-level phenomena that need to be explicitly mentioned when constructing the representative mechanistic models for the considered type of catalytic systems. First, solvent coordination to the transition metal centers should be explicitly accounted for. In THF solutions, zinc compounds  $ZnX_2$  and  $RZnX$  exist as tetrahedral  $[(THF)_2ZnX_2]$  and  $[(THF)_2RZnX]$  species (see ref. 30 and 77). The feasibility of THF–Ni and THF–Pd coordination depends on the nature and oxidation state of the metal center and it will be discussed in more detail below. Secondly, Ni-catalyzed cross-coupling reactions may proceed *via* a mechanistic path different from the  $M(0)/M(II)$  catalytic cycle (the even-electron cycle, Fig. 2), operating in Pd-catalyzed cross-coupling reactions, including Pd-catalyzed Negishi Alk–Ar-coupling reactions.<sup>14</sup> For example, an odd-electron  $Ni(I)/Ni(III)$  cycle may become operative in Ni sys-

tems.<sup>4</sup> The odd-electron and even-electron cycles, however, are interconnected *via* comproportionation/disproportionation (the  $Ni(0) + Ni(II) = Ni(I)$  process),<sup>78–80</sup> while extensive evidence suggests that *both* cycles may be active under catalytic conditions.<sup>78,81–83</sup> We considered only the  $Ni(0)/Ni(II)$  cycle (Fig. 2,  $M = Ni$ ) for the possibility of a direct comparison with the Pd case. One can straightforwardly extend the presented modeling to the case of the  $Ni(I)/Ni(III)$  cycle, which would be an interesting topic for further studies.

### 3.2. Modeling transformations of the $[M(PR_3)_2]$ species

We modeled a set of possible elementary chemical transformations of 2-coordinated catalytic  $M(0)$  species **1** at the B97-3c and TPSS-D3/DZP levels ( $M = Ni, Pd$ , Fig. 3). Since **1** are formally the  $14e^-$ -species, one may expect these to be highly reactive. While in THF solutions the  $[Pd(PR_3)_2]$  species remain two-coordinated, the  $[Ni(PR_3)_2]$  species can bind THF molecules, forming a tetrahedral complex **1'**. The formation of  $PMe_3$ -coordinated complex **1'** was endergonic ( $4.9 \text{ kcal mol}^{-1}$ ), and the formation of complex **1'** with  $PPh_3$ -ligands was exergonic by  $-1.8 \text{ kcal mol}^{-1}$ , according to the calculations at the B97-3c level of theory. The TPSS-D3/DZP calculations predicted the formation of both  $PMe_3$  and  $PPh_3$  complexes to be exergonic by  $-6.5$  and  $-9.4 \text{ kcal mol}^{-1}$ , respectively (see Tables S1 and S2 in the ESI<sup>†</sup>). It should be noted that a conventional approach to the calculation of the Gibbs formation energies (with the 1 M standard states for **1** and THF, see eqn (1) of the Computational details section) of complexes **1'** gave endergonic values of  $7.9$  and  $1.1 \text{ kcal mol}^{-1}$  for the  $PMe_3$ - and



**Fig. 3** Possible transformations of under-coordinated species  $[Ni(PR_3)_2]$  and  $[Pd(PR_3)_2]$  in THF involving  $ZnX_2$  and  $PhX$ . The Gibbs free energies of the elementary transformations computed at the B97-3c level for the case of  $X = I$  are given under the corresponding arrows, and the Gibbs free energies of the **4a** → **4b–e** transformations are shown above the corresponding structures. Upper inset: Functionalities varied in the model systems, see the ESI<sup>†</sup> for  $X = Cl, I$ . Lower inset (used notation):  $\Delta G$  values in Ni systems are given in regular typeface, and  $\Delta G$  values in Pd systems are in italic typeface;  $PPh_3$  and  $PMe_3$  ligand systems – without and in parentheses, respectively.





PPh<sub>3</sub>-bound species at the B97-3c level of theory. At the same time, the formation of complexes **1'** remained exergonic when modeled at TPSS-D3/DZP *without* the THF concentration correction applied, see Tables S1 and S2.†

The by-product of the Negishi reaction [(THF)<sub>2</sub>ZnX<sub>2</sub>] can bind to the catalytic species **1** to form intermediates **4a–e**. The computed reaction Gibbs free energies for the **1** → **4a** transformation are given in Fig. 3. The resulting intermediates **4a** can isomerize to yield the intermetallic species **4b–e**. Relaxed potential energy surface (PES) scans were performed at both chosen levels of theory with the C-PCM solvation model applied to estimate the kinetic favorability of the transformations (Fig. S1†). The estimated barriers were below *ca.* 7 kcal mol<sup>-1</sup> in all cases except one, namely, the **4c** → **4d** isomerization of [(THF)<sub>2</sub>ZnCl][PMe<sub>3</sub>]<sub>2</sub>PdCl, for which the estimated barrier at the TPSS-D3/DZ level was ~15 kcal mol<sup>-1</sup>. The relative stability of the intermediates **4a–e** and the barriers depended on the structure of the species and the DFT method employed (see the ESI† for all PES scan results).

While Zn(II) species are known to be Lewis acids, and both Ni and Pd are known to be Lewis bases,<sup>26</sup> electronic structure analysis is desirable to assign intermetallic species **4a–e** to the class of metal-only Lewis pairs. This was accomplished by carrying out a topological analysis of the electron density in complexes **4a**, **4b**, and **4c** in the framework of QTAIM. Bond critical points (BCPs) corresponding to Zn–M bonding interactions were found in all three types of intermediates (see Fig. 4 for contour maps of the electron density gradient paths in three representative cases). The QTAIM analysis showed Ni–Zn and Pd–Zn bonds to be similar to the donor-acceptor type (see ref. 84 and 85 for the used classification), and the corresponding bond ellipticity ( $\varepsilon_b$ ) values were close to zero, indicating  $\sigma$ -symmetry (see Table 1 for the selected cases and Table S57† for all obtained QTAIM data).

The formation of the intermediate **4c** led to the oxidation of the Ni center, which we associate with the migration of X to Ni. On the other hand, no migration of X from Zn to Pd occurred upon **4b** formation, and no oxidation of the Pd center was observed, accordingly. We observed the decrease of the positive charge on the Zn center. In **4b**, we attribute this

to the ligand migration and the associated metal–metal redox process, whereas in the case of **4b** this effect is likely due to the detachment of the THF ligand. A cyclic M–Zn–X-moiety was found in **4a** (see the corresponding ring BCP in Fig. 4), and the oxidation of Zn atoms upon **4a** formation was much less pronounced than in the case of **4b** and **4c** (Table 1). To summarize, the formation of the intermetallic adducts upon the interaction of [(THF)<sub>2</sub>Zn(n)X<sub>2</sub>] with the complexes [Ni(0)(PR<sub>3</sub>)<sub>2</sub>] and [Pd(0)(PR<sub>3</sub>)<sub>2</sub>] is exergonic. Only the Pd–Zn complex **4b** can strictly be ascribed to metal-only Lewis pairs. The formation of the other intermetallic complexes formally involves redox processes within the metal–metal moiety; therefore, they cannot be attributed to this class of compounds.

The results in Fig. 3 show that the oxidative addition (OA) of PhI (**1** → **2a**) in the Ni and Pd systems is more exergonic than the formation of intermetallic species **4a–e**. Considering all modeled cases (including X = Cl, Br; see the ESI†), the **1** → **4a–e** reactions are at least 19.0 kcal mol<sup>-1</sup> less exergonic than the competing OA processes **1** → **2a** in all Ni systems, as modeled at the TPSS-D3/DZP level (varying L = PMe<sub>3</sub> and PPh<sub>3</sub>, PhX = PhCl, PhBr, and PhI). The same **1** → **4a–e** transformations are at least 19.0 kcal mol<sup>-1</sup> less exergonic than the **1** → **2a** counterparts in the Pd systems (TPSS-D3/DZP, L = PMe<sub>3</sub> and PPh<sub>3</sub>, PhX = PhCl, PhBr, and PhI). Comparing the exergonicity of the same processes, **1** → **4a–e** vs. **1** → **2a**, at the B97-3c level, the calculations predict the latter process to be more exergonic by 10.0 and 14.0 kcal mol<sup>-1</sup> in Ni and Pd systems, respectively.

The estimated activation barriers of the OA stage in the modeled systems did not exceed ~12 kcal mol<sup>-1</sup> (see Fig. S2†). Therefore, species **2a** and **2b** can form readily. It should be noted that the estimated barriers of the **2a** → **2b** isomerization were as high as *ca.* 25 kcal mol<sup>-1</sup> (see the ESI†). Therefore, the formation of the unwanted **2b** intermediate should be kinetically unfavorable in Pd systems. Generally, OA of aryl halides proceeds with moderate barriers that mostly do not exceed 25 kcal mol<sup>-1</sup> for Ni and Pd bis-phosphine complexes.<sup>73,81</sup> The OA step is often rate-determining in Pd-based cross-coupling systems.<sup>4</sup> The rate determining role of OA was proposed in the case of the closely related Ar–Alk Negishi coupling, based on experimental data as well.<sup>14</sup>

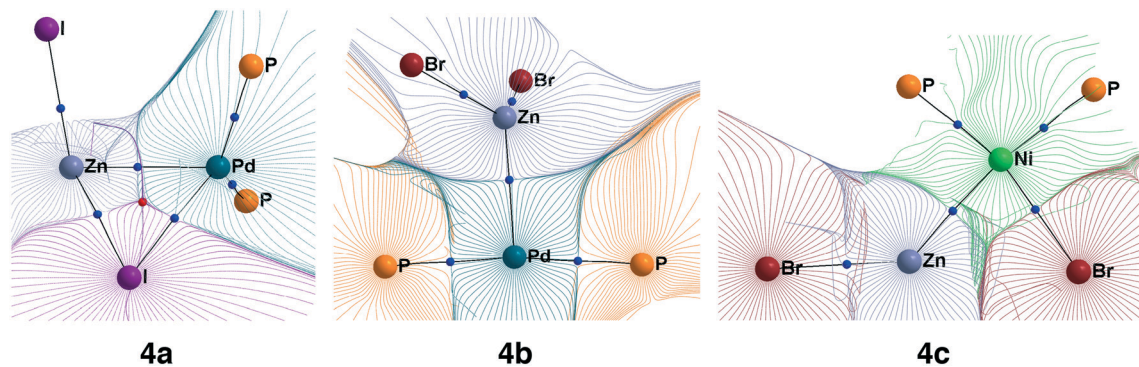


Fig. 4 Basin gradient paths in representative M–Zn-species with PMe<sub>3</sub>-ligands (see Fig. 3). Bond critical points are blue spheres, and ring critical points are red spheres.



**Table 1** QTAIM parameters of the M–Zn–bonding interaction (M = Ni, Pd) in 4a–c

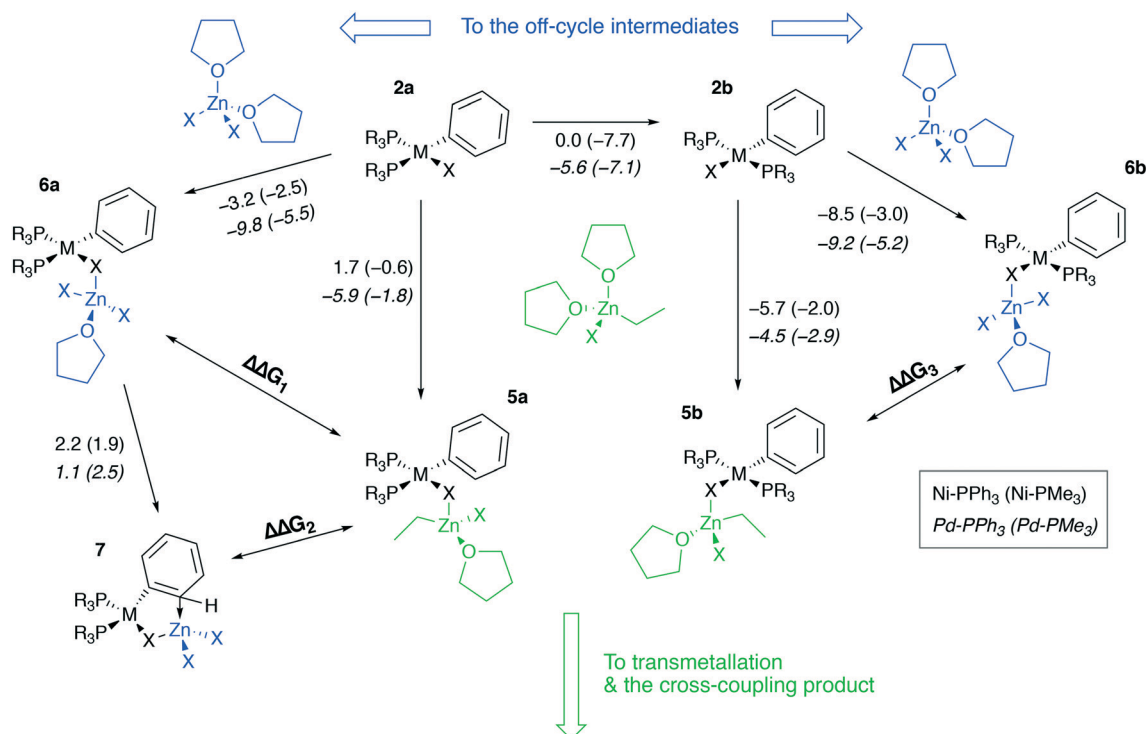
Intermediate	$\rho_b$	$\nabla^2\rho_b$	$G(r_b)$	$h_e(r_b)$	$\delta(M,Zn)$	$\varepsilon_b$	$q(M)^a$	$q(Zn)^a$
			$\rho_b$	$\rho_b$				
L = PPh <sub>3</sub>								
4a; M = Ni; X = Br <sup>b</sup>	0.05	0.07	0.62	-0.24	0.49	0.06	0.07 (0.10)	1.02 (-0.09)
4a; M = Pd; X = Br <sup>b</sup>	0.04	0.08	0.65	-0.17	0.36	0.12	-0.15 (0.08)	1.07 (-0.04)
L = PMe <sub>3</sub>								
4c; M = Ni; X = Br	0.06	0.07	0.57	-0.26	0.65	0.05	0.07 (0.19)	0.85 (-0.26)
4b; M = Pd; X = Br	0.05	0.12	0.74	-0.18	0.57	0.01	-0.23 (0.04)	0.93 (-0.17)
4c; M = Ni; X = I	0.06	0.08	0.59	-0.26	0.65	0.03	0.01 (0.12)	0.79 (-0.17)
4a; M = Pd; X = I	0.05	0.10	0.71	-0.19	0.48	0.03	-0.22 (0.05)	0.93 (-0.03)

$\rho_b$  is the electron density in the BCP,  $\nabla^2\rho_b$  is the electron density Laplacian in the BCP,  $\varepsilon_b$  is the bond ellipticity,  $G(r_b)$  is the positive definite kinetic energy density in the BCP,  $h_e(r_b)$  is the electron energy density in the BCP,  $\delta(M,Zn)$  is the QTAIM delocalization index of the M–Zn bond, and  $q(M)$  and  $q(Zn)$  are Ni (Pd) and Zn Bader charges, respectively. <sup>a</sup>  $\Delta q(A)$  values (the Bader charge increase or decrease upon the formation of the intermetallic species) are in parentheses. <sup>b</sup> Automatic choice of the integration algorithm (AIMAll default, see Computational details in the ESI).

### 3.3. Mechanism of product inhibition involving [(R<sub>3</sub>P)<sub>2</sub>ArM(II)X] species

The stability of intermediates 2a and 2b is well-known; in the case of M = Ni, these species are not only important intermediates in cross-coupling reactions but are also bench-stable (air-stable, in some cases) catalyst precursors.<sup>78,86–88</sup> 2a and 2b were considered as the most stable among the intermediates in the cycle depicted in Fig. 1 (*i.e.* these spe-

cies are viewed as the in-cycle catalyst resting states). Therefore, one may have an inhibiting effect in the case of formation of an off-cycle resting state from 2a and 2b. For example, in catalytic systems with a 1:1 metal to phosphine ratio, dimerization of [LArM(II)X] species or binding of water molecules leading to the formation of a resting state [LArMX]–H<sub>2</sub>O may occur.<sup>73,78</sup> In the present work, we focus on catalytic systems with Ni and Pd bis-phosphine catalytic species, and the latter can form off-cycle resting



**Fig. 5** Competitive binding of [(THF)<sub>2</sub>ZnX<sub>2</sub>] and [(THF)<sub>2</sub>EtZnX] to *cis*-[L<sub>2</sub>PhM(II)X] and *trans*-[L<sub>2</sub>PhM(II)X], M = Ni or Pd, L = PMe<sub>3</sub> or PPh<sub>3</sub>. The elementary reaction free energies computed at the B97-3c level for the case of X = I are given under the corresponding arrows. Inset (used notation): ΔG values in Ni systems are given in regular typeface, and ΔG values in Pd systems are in italic typeface; PPh<sub>3</sub> and PMe<sub>3</sub> ligand systems – without and in parentheses, respectively.



states as well in Negishi cross-coupling, as we demonstrate below.

To proceed along the cross-coupling cycle, **2a** and **2b** react with a zinc reagent (here,  $[(\text{THF})_2\text{EtZnX}]$ ,  $X = \text{Cl, Br, I}$ ) in the transmetalation stage. This stage begins with the formation of a pre-transmetalation complex for which several possible structures of the complex were proposed in the computational studies. Here structures **5a** and **5b** were selected as representative models of a complex with bulky phosphine ligands, commonly employed in synthetic applications (Fig. 5). The same pre-transmetalation complexes were proposed in previous computational studies of the Negishi cross-coupling reaction involving Ni and Pd catalytic systems with bulky phosphine ligands.<sup>31,81</sup>

Along with the formation of tetrahedral complexes  $[(\text{THF})_2\text{ZnX}_2]$  and  $[(\text{THF})_2\text{RZnX}]$  in THF solutions, zinc halides and organozinc halides form tetrahedral zincate species exchanging THF ligands to  $X^-$  anions. In the present case, **5a**, **6a**, **5b**, **6b**, and **7** may form, having the zincate-type moieties  $[(\text{THF})\text{EtZnX}_2]$  and  $[(\text{THF})\text{ZnX}_3]$ , and releasing THF molecules. While **5a** and **5b** are the in-cycle intermediates, **6a** and **6b** are the off-cycle resting states competing with the former two counterparts. The thermodynamics of the **6a(b)** vs. **5a(b)** competitive formation may be rationalized through the consideration of  $\Delta\Delta G_{1-3}$  values (Table 2, negative values indicate preferred formation of **6a(b)** and **7**).

Table 2 shows that the formation of the off-cycle intermediates **6a(b)** is systematically more favorable (exergonic) than that of the pre-transmetalation complexes **5a(b)**. The *trans*-complex **2b** is thermodynamically preferred over the *cis* counterpart **2a**; both  $2a \rightarrow 6a$  and  $2b \rightarrow 6b$  off-cycle processes are worth considering as the *cis*-intermediate **2a** may represent a model case relevant to catalytic systems with bidentate phosphine ligands employed in cross-coupling catalysis.<sup>21</sup> The Pd systems are somewhat more prone to the formation of the off-cycle resting states (columns 2 vs. 3, 7/12 cases; columns and 6 vs. 7, 10/12 cases). The complexes **7**, having no THF molecules coordinated to the transition metal centers, are unstable in THF according to the computations at the B97-3c level (see the ESI†). Regarding the stability of **7** in THF, TPSS-D3/DZP calculations predict, on the contrary, the comparable

stability of **2a** and **7** in THF solution (the Gibbs free energies of the  $2a \rightarrow 7$  transition ranged from  $-2.3$  to  $-0.9$  kcal mol<sup>-1</sup> for  $M = \text{Ni}$  and  $\text{Pd}$ , and  $X = \text{Cl}$  and  $\text{Br}$ , see the ESI†).

Another qualitative divergence between the B97-3c and TPSS-D3/DZP results was associated with the relative stability of the **5a**, **6a**, **5b**, and **6b** intermediates (see the ESI for the results). Particularly, the formation free energies of the intermediates increased in the order  $\text{Cl} < \text{Br} < \text{I}$  when calculated at the TPSS-D3/DZP level. Whereas for  $X = \text{Cl}$ , the formation of **5a** and **6a** from **2a**, as well as of **5b** and **6b** from **2b**, was exergonic in almost all cases, for  $X = \text{I}$ , the reactions  $2a \rightarrow 5a$ ,  $2a \rightarrow 6a$ ,  $2b \rightarrow 5b$ , and  $2b \rightarrow 6b$  were all endergonic. For  $X = \text{Br}$ ,  $2a \rightarrow 6a$  and  $2b \rightarrow 6b$  were exergonic (0 to  $-3.2$  kcal mol<sup>-1</sup>,  $M = \text{Ni}$  and  $\text{Pd}$ ,  $L = \text{PMe}_3$  and  $\text{PPh}_3$ , TPSS-D3/DZP), while  $2a \rightarrow 5a$  and  $2b \rightarrow 5b$  were predicted to be endergonic (0.2 to 6.8 kcal mol<sup>-1</sup>). The calculations at the B97-3c level did not reveal these stability trends for **5a**, **6a**, **5b**, and **6b** as a function of  $X$ .

The computed  $\Delta\Delta G_{1-3}$  values vary within several kcal mol<sup>-1</sup>, suggesting that the cross-coupling kinetics may be affected by the **6a**, **7**, and **6b** formation. If we consider an equilibrium of  $A + B = C + D$ , the reaction free energy of 2 kcal mol<sup>-1</sup> already leads to the  $\sim 100:1$  concentration ratio between the components.<sup>30</sup> In our systems, for example, the  $5b \rightleftharpoons 6b$  equilibrium ( $M = \text{Pd}$ ,  $L = \text{PPh}_3$ ,  $X = \text{I}$ , B97-3c) is shifted towards the off-cycle intermediate **6b** (in line with the computed  $\Delta\Delta G_3$  value of  $-4.7$  kcal mol<sup>-1</sup>) which translates to the equilibrium  $[5b]$  to  $[6b]$  concentration ratio of *ca.* 1:3000 under ambient conditions. In such a way, the reaction by-product  $[(\text{THF})_2\text{ZnX}_2]$  passivates the post-oxidative addition intermediates **2a** and **2b** and suppresses the formation of **5b**. The concentration of the latter intermediate determines the transmetalation rate  $v_{\text{TM}}$  via the equation:

$$v_{\text{TM}} = -k[5b].$$

Therefore, even values of  $\Delta\Delta G_{1-3}$  in the range of  $-1$  to  $-5$  kcal mol<sup>-1</sup> may indicate the possibility of product inhibition.

Zinc reagents  $[(\text{THF})_2\text{RZnX}]$  are in excess to the reaction by-product  $[(\text{THF})_2\text{ZnX}_2]$  in the initial stage of the reaction. Furthermore, zinc reagents are usually added in a three- to

**Table 2** Computed  $\Delta\Delta G$  values for the competitive formation of **6a(b)** and **7** vs. **5a(b)** in THF

	$\Delta\Delta G_1: 2a \rightarrow 6a$ vs. $2a \rightarrow 5a$		$\Delta\Delta G_2: 2a \rightarrow 7$ vs. $2a \rightarrow 5a$		$\Delta\Delta G_3: 2a \rightarrow 6a$ vs. $2a \rightarrow 5a$	
	M = Ni	M = Pd	M = Ni	M = Pd	M = Ni	M = Pd
X = Cl						
L = PPh <sub>3</sub>	$-3.2^a$ ( $-3.2^b$ )	$-3.6$ ( $-7.7$ )	$-0.3$ ( $-0.3$ )	$-1.0$ ( $-3.6$ )	$-1.9$ ( $-4.4$ )	$-3.0$ ( $-1.8$ )
L = PMe <sub>3</sub>	$-2.6$ ( $-3.1$ )	$-2.1$ ( $-3.8$ )	$0.5$ ( $0.4$ )	$1.1$ ( $1.1$ )	$-1.4$ ( $-3.6$ )	$-2.7$ ( $-4.5$ )
X = Br						
L = PPh <sub>3</sub>	$-4.2$ ( $-1.9$ )	$-4.3$ ( $-6.2$ )	$-2.8$ ( $-2.9$ )	$-1.7$ ( $-5.5$ )	$-3.1$ ( $-6.5$ )	$-3.8$ ( $-7.2$ )
L = PMe <sub>3</sub>	$-3.1$ ( $-2.4$ )	$-0.6$ ( $-5.1$ )	$0.5$ ( $-2.0$ )	$0.9$ ( $-4.4$ )	$-1.6$ ( $-2.5$ )	$-3.3$ ( $-10.1$ )
X = I						
L = PPh <sub>3</sub>	$-4.9$ ( $-0.7$ )	$-3.9$ ( $-1.3$ )	$-2.7$ ( $-1.2$ )	$-2.7$ ( $-2.1$ )	$-2.8$ ( $-2.9$ )	$-4.7$ ( $-1.6$ )
L = PMe <sub>3</sub>	$-1.9$ ( $1.1$ )	$-3.7$ ( $-0.3$ )	$0.0$ ( $-0.1$ )	$-1.2$ ( $-0.2$ )	$-1.0$ ( $0.3$ )	$-2.3$ ( $-0.2$ )

<sup>a</sup> Without parentheses: computed at the B97-3c level. <sup>b</sup> In parentheses: computed at the TPSS-D3/DZP level. Negative values indicate that the **6a(b)** and **7** formation is more exergonic than the formation of **5a(b)**.



four-fold stoichiometric excess to an RX coupling partner.<sup>21</sup> Therefore, at the beginning of the reaction, in-cycle species **5a(b)** form preferentially; at this stage product inhibition due to an accumulation of **6a(b)** and, possibly, **7** is negligible. This is in line with the experimental study by Koszinowski *et al.* who showed that the reaction rate significantly decreases after *ca.* 60 s, evidencing the bimodal kinetics in the Ar-Alk-type Negishi coupling with the Pd-S-Phos catalytic system.<sup>14</sup> Besides, the transmetalation step in the Negishi coupling was shown to be reversible.<sup>33</sup> Therefore, the reaction **3a(b)**  $\rightleftharpoons$  **2a(b)**  $\rightarrow$  **6a(b)** can potentially play a detrimental role by transforming the post-transmetalation intermediates **3a(b)** to the off-cycle species.

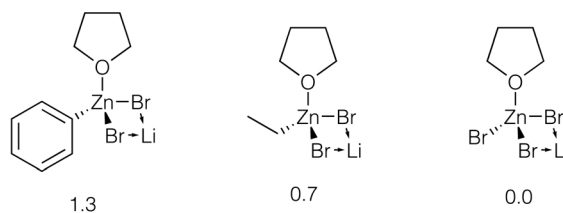
### 3.4. Relative stability of lithium zincates in THF

A critical role of LiX additives in the Negishi reaction is generally recognized; it was concluded that their reaction-promoting effect is determined by the X<sup>-</sup> anion.<sup>15</sup> Higher-order zincates were proposed to form when a sufficient amount (usually, 2–4 equivalents) of the salt was added to the system.<sup>14,15,36</sup> If no salt promotor was added, the Ar-Alk-type coupling stopped after *ca.* 120 s (<20% conversion) despite an observed high initial reaction rate.<sup>14</sup> Given the above discussion on the competitive formation of **5a(b)** and **6a(b)** intermediates, we propose an alternative explanation for the promoting effect of LiX additives.

Zinc atoms in ZnX<sub>2</sub> are more Lewis-acidic than Zn centers in RZnX.<sup>25</sup> At the same time, they both can form tetrahedral mono- and dianionic zincate species *via* binding to X<sup>-</sup> anions.<sup>15,25,77</sup> Therefore, we propose that, in the presence of LiX salt, the **2a(b)**  $\rightarrow$  **6a(b)** and **2a**  $\rightarrow$  **7** side reactions are prevented by the preferential formation of anionic zincates [(THF)ZnX<sub>3</sub>]<sup>-</sup> and [ZnX<sub>4</sub>]<sup>2-</sup>. For the same reason, the more acidic [(THF)<sub>2</sub>ZnX<sub>2</sub>] by-product preferably binds to the post-oxidative addition intermediates **2a** and **2b** *via* a bridging X group to yield intermetallic species such as **6a(b)** and **7**.

We estimated the relative stability of zincate forms of PhZnBr, EtZnBr, and ZnBr<sub>2</sub> in THF by modeling these species as contact ionic pairs with LiBr (Fig. 6, see ESI† section 5 for total energy values). The modeling of the ionic pairs was performed using the dispersion-corrected TPSS functional and the diffuse ma-def2-SVP basis set, to account for ionic Li–X bonding (see ESI† section 1 for Computational details). Calculations identified several Li binding modes in the ion pairs considered here. Li binding to [(THF)RZnBr<sub>2</sub>]<sup>-</sup>, [(THF)ZnBr<sub>3</sub>]<sup>-</sup>, and [ZnBr<sub>4</sub>]<sup>2-</sup> yields four-member Li–Br–Zn–Br ring structures (Fig. 6). Three-fold coordination of Li is realized with the di-anionic [RZnBr<sub>3</sub>]<sup>2-</sup>. The binding of Li to the di-anionic zincates can occur *via* three μ<sub>2</sub>-X groups or two μ<sub>2</sub>-X groups and Li–Ph (Li–Me, if R = Et) interaction. Considering the Li–Ph interaction in more detail, Li formed a close contact of 2.36 Å with the C-1 atom of the Ph group in [PhZnBr<sub>3</sub>]<sup>2-</sup>. In the [EtZnBr<sub>3</sub>]<sub>2</sub> zincate, the Li formed a close contact with Me group (the C–Li distance is equal to 2.39 Å, and the H–Li distances are equal to 2.08 Å). The calculations

#### Mono-anionic:



#### Di-anionic:

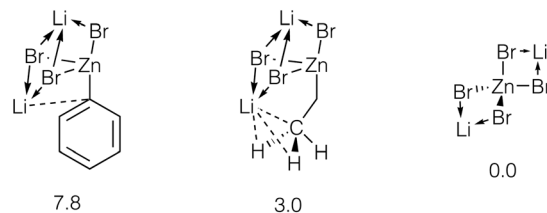


Fig. 6 Structures of the considered Li bromo-zincates. Relative energies are given under the structures, in kcal mol<sup>-1</sup>, see ESI† sections 1 and 5 for details. Close contacts are shown with dotted lines, see text for discussion.

pointed to the increase of the stability of the zincates in the order PhZnX < EtZnX < ZnX<sub>2</sub>. Notably, this stability trend is more pronounced in the di-anionic species, compared to their mono-anionic counterparts (Fig. 6). Therefore, the addition of about 2 equivalents (relative to PhX, in our case) of LiX to the catalytic system can indeed block the inhibition by ZnX<sub>2</sub> *via* their transformation to Li<sub>2</sub>[ZnX<sub>4</sub>].

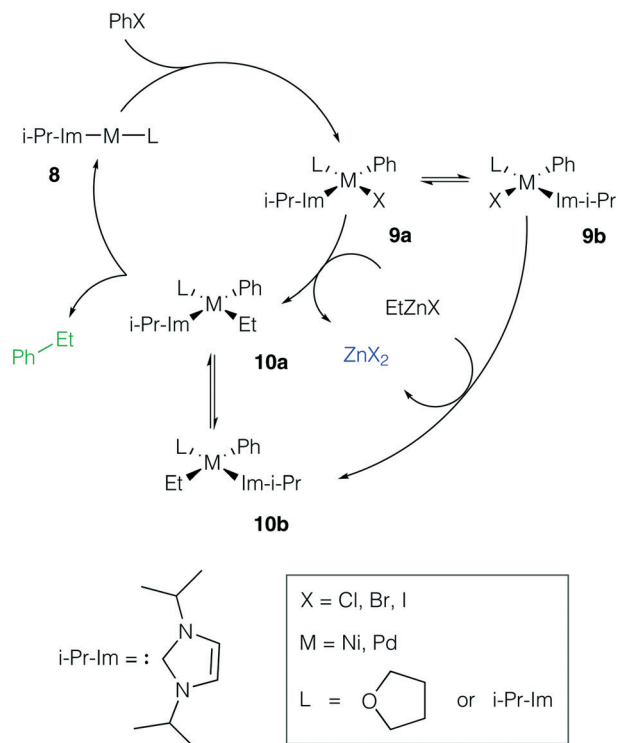
### 3.5. Mechanism of product inhibition in NHC-ligand catalytic systems

Ni and Pd catalytic systems with N-heterocyclic carbene (NHC) ligands are ubiquitous catalysts of the Negishi reaction.<sup>18</sup> The formation of Zn–M(II)-intermetallic species can also take place in catalytic systems with NHC ligands (Fig. 7). Similarly, the **8**  $\rightarrow$  **9a** transformation is highly exergonic in mono-ligand Ni systems (TPSS-D3/DZP: –66.1 to –68.6 kcal mol<sup>-1</sup>; B97-3c: –52.2 to –58.0 kcal mol<sup>-1</sup>; X = Cl, Br, I; L = THF), as well as in their mono-ligand Pd counterparts (TPSS-D3/DZP: –35.2 to –39.6 kcal mol<sup>-1</sup>; B97-3c: –27.1 to –34.6 kcal mol<sup>-1</sup>; X = Cl, Br, I; L = THF), see the ESI†. The competing formation of the pre-transmetalation NHC complexes **11a(b)** and the off-cycle intermetallic species **12a(b)** and **13** can proceed (Fig. 8).

The off-cycle resting states are more thermodynamically stable than the pre-transmetalation complexes, according to the computations at both B97-3c and TPSS-D3/DZP levels (Table S57†). This similarity between the M-NHC and M-PR<sub>3</sub> systems indicates that the proposed product inhibition mechanism is intrinsic to the Negishi cross-coupling reaction and does not depend on the metal or ligand choice. Therefore, we propose that LiX additives should play the same promoting role in the NHC-based catalytic systems. Namely, LiX reacts with the coupling by-product [(THF)<sub>2</sub>ZnX<sub>2</sub>] transforming it to non-inhibiting zincates [(THF)ZnX<sub>3</sub>]<sup>-</sup> and [ZnX<sub>4</sub>]<sup>2-</sup>. Indeed,





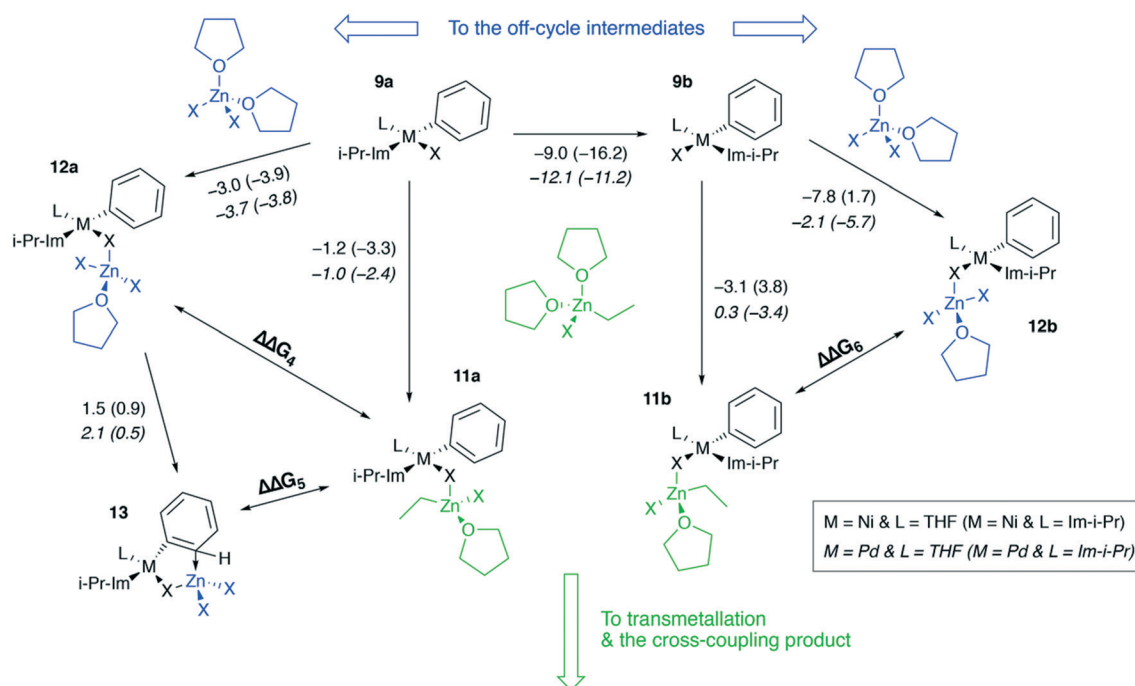


**Fig. 7** Model catalytic cycle corresponding to the Negishi reaction between PhX and EtZnX in NHC-ligand systems. The inset shows the functionalities varied in the model systems, see the ESI† for all obtained results.

the importance of salt additives in NHC-based catalytic systems for the Negishi reaction was pointed out numerous times.<sup>15,16,21,35</sup>

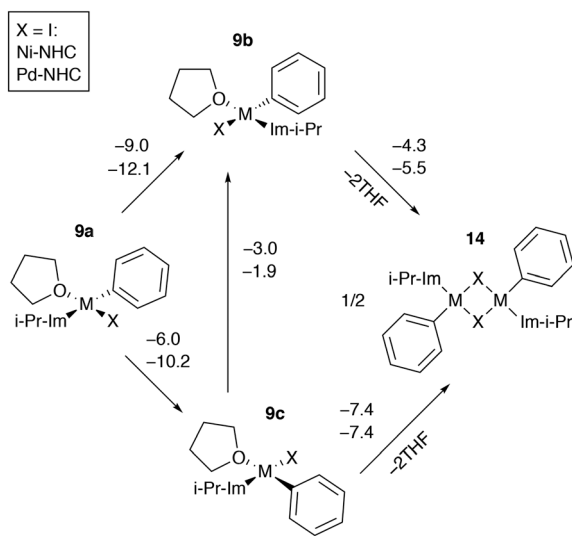
Dimerization of catalytic intermediates may proceed in mono-ligand M-NHC systems (Fig. 9). The species **9b** and **9c**, having X and THF ligands in the *cis* position, can undergo dimerization, releasing two weakly bound solvent molecules. While the process is exergonic in I-containing systems according to the B97-3c modeling results (Fig. 9), the formation of **14** from **9a–c** is exergonic in almost all Ni and Pd systems with X = Cl or Br as well (modeled at the B97-3c and TPSS-D3/DZP levels, see Tables S7, S15–S17, S25, S33, S41–S43, S51†). Note that the B97-3c and TPSS-D3/DZP calculations gave qualitatively different results for Ni systems with X = I. Specifically, TPSS-D3/DZP predicted the formation of **14** from two equivalents of **9b** to be endergonic by 2.1 kcal mol<sup>-1</sup> (Table S25†). Since **9b** is the most stable intermediate among **9a–c**, the endergonicity of the **9b** → **14** transformation, modeled at TPSS-D3/DZP, may indicate that the dimerization cannot proceed in Ni-NHC systems with X = I so **9a** and **9c** preferably transform into **9b**.

The formation of **14** in bis-ligated M-NHC systems would require the release of the second NHC from the transition metal centers. Such a dimerization process can be envisaged as a result of the NHC ligand degradation that has previously been reported by computational and experimental studies of Ni and Pd catalytic systems.<sup>89–95</sup> At the same time, a cross-coupling mechanism involving binuclear Ni complexes that



**Fig. 8** Competitive binding of [(THF)<sub>2</sub>ZnX<sub>2</sub>] and [(THF)<sub>2</sub>EtZnX] to *cis*-[L<sub>2</sub>PhM(II)X] and *trans*-[L<sub>2</sub>PhM(II)X], M = Ni, Pd, L = 1,3-diisopropylimidazol-2-ylidene or THF. The elementary reaction free energies, computed for the case of X = I at the B97-3c level, are given under the corresponding arrows. The inset shows the used notation.





**Fig. 9** Pathways of dimerization of mono-NHC species in THF. The elementary reaction free energies computed at the B97-3c level for the case of X = I are given above the corresponding arrows; the inset shows the used notation.

resemble **14** was also proposed.<sup>96</sup> Further dedicated studies are necessary to clarify the role of **14** in the Negishi reaction, which is beyond the scope of this work.

## 4. Summary and conclusions

The presented computational results demonstrate the complexity of catalytic systems for the Negishi cross-coupling that emerges from the involvement of various Zn–Ni and Zn–Pd intermetallic species in the catalytic mechanism. Here possible associations of Ni and Pd catalytic intermediates with the reaction by-product  $ZnX_2$  were investigated and the potential inhibiting role of the resulting bimetallic species was proposed. These reactions lead to the formation of off-cycle resting states in Ar–Alk coupling reactions. Oxidative addition of ArX (here modeled by PhX) to  $[M(0)L_2]$  is a highly exergonic process resulting in *cis*- $[L_2PhM(II)X]$ , which can further react with  $ZnX_2$  to yield off-cycle Zn–M(II) intermetallic species. This transformation effectively hampers the necessary transmetalation step of the catalytic cycle.

The reaction by-product may also react with the  $[M(0)L_2]$  species, as we have shown for the case of the catalytic systems with  $PMe_3$  and  $PPh_3$  ligands. The PhX oxidative addition was significantly more exergonic than the reactions of  $ZnX_2$  with  $[M(0)L_2]$  to form  $[(THF)_2ZnX][(PR_3)_2PdX]$ . Previous studies indicate that Zn reagents can inhibit the OA step of the cross-coupling catalytic cycle.<sup>24</sup> We hypothesize that in the Negishi reaction, in which oxidative addition is less exergonic (e.g., AlkX oxidative addition in the Alk–Alk coupling reactions), the formation of such intermetallic complexes  $[(THF)_2ZnX][(PR_3)_2PdX]$  may become thermodynamically favored over the catalytic OA path, thus invoking another product inhibition pathway. A detailed dedicated study of the associated oxidative addition paths over  $[(THF)_2ZnX][(PR_3)_2PdX]$

as well as the respective catalytic channels is desirable to establish a comprehensive mechanistic picture of the considered catalytic system.

In light of the proposed product inhibition mechanism, a promoting role of LiX additives in the Negishi coupling reaction can be clarified. The reaction by-product  $ZnX_2$  is a Lewis acid having a high affinity towards the  $X^-$  anion of the additives. The conversion of the  $ZnX_2$  by-product to coordinatively-saturated anionic halide complexes in excess of  $X^-$  can prevent the product inhibition in line with the experimental observations.<sup>14</sup>

To summarize, Negishi coupling is a well-established and efficient synthetic method; however, the understanding of its mechanism can still be improved. Targeted and rational design of catalytic systems would require knowing all significant mechanistic phenomena in a catalytic reaction such as interconversions of in-cycle intermediates, deactivation processes, and formation of catalyst's off-cycle resting states. Computational modeling enables us to predict new catalytic, as well as key non- and counter-catalytic, intermediates and deactivation paths. The off-cycle resting states in the present case are intermetallic electroneutral species bound with relatively weak coordination bonds. In this work, we studied the elementary transformations in the coordinating solvent THF and aimed to perform a mapping of possible elementary reactions. The formation of the intermetallic species involves solvent coordination/de-coordination, which can hardly be modeled without using explicit solvent models. In turn, this would require reaction path analysis using QM/MM MD or full AIMD modeling, which is prohibitively expensive, considering the hundreds of intermediates identified in this work. The mechanistic consideration of these intermetallic species requires the expansion of the mechanistic models beyond the simplified single-site/single-cycle catalytic models to allow for a more realistic catalytic model of the Negishi cross-coupling, which we believe to be a prerequisite for targeted catalyst design.

## Conflicts of interest

There are no conflicts to declare.

## Acknowledgements

The authors acknowledge the Dutch Research Council for access to SurfsARA supercomputer facilities. Partial support from the Government of the Russian Federation (Grant 08-08) and the Ministry of Education and Science of Russian Federation (Project 11.1706.2017/4.6) is gratefully acknowledged. M. V. P. thanks Prof. Dr. Valentine Ananikov for useful discussions and mentorship.

## References

- 1 V. Van Speybroeck, K. Hemelsoet, L. Joos, M. Waroquier, R. G. Bell and C. R. A. Catlow, *Chem. Soc. Rev.*, 2015, **44**, 7044.



- 2 T. Sperger, I. A. Sanhueza and F. Schoenebeck, *Acc. Chem. Res.*, 2016, **49**, 1311.
- 3 T. Sperger, H. C. Fisher and F. Schoenebeck, *Wiley Interdiscip. Rev.: Comput. Mol. Sci.*, 2016, **6**, 226.
- 4 T. Sperger, I. A. Sanhueza, I. Kalvet and F. Schoenebeck, *Chem. Rev.*, 2015, **115**, 9532.
- 5 Y. Lam, M. N. Grayson, M. C. Holland, A. Simon and K. N. Houk, *Acc. Chem. Res.*, 2016, **49**, 750.
- 6 D. Balcells and A. Nova, *ACS Catal.*, 2018, **8**, 3499.
- 7 Q. Peng, F. Duarte and R. S. Paton, *Chem. Soc. Rev.*, 2016, **45**, 6093.
- 8 E. A. Pidko, *ACS Catal.*, 2017, **7**, 4230–4234.
- 9 C. Poree and F. Schoenebeck, *Acc. Chem. Res.*, 2017, **50**, 605.
- 10 S. Hammes-Schiffer, *Acc. Chem. Res.*, 2017, **50**, 561.
- 11 D. J. Tantillo, *Acc. Chem. Res.*, 2016, **49**, 1079.
- 12 J. Jover and N. Fey, *Chem. - Asian J.*, 2014, **9**, 1714.
- 13 R. E. Plata and D. A. Singleton, *J. Am. Chem. Soc.*, 2015, **137**, 3811.
- 14 K. Böck, J. E. Feil, K. Karaghiosoff and K. Koszinowski, *Chem. - Eur. J.*, 2015, **21**, 5548.
- 15 H. N. Hunter, N. Hadei, V. Blagojevic, P. Patschinski, G. T. Achonduh, S. Avola, D. K. Bohme and M. G. Organ, *Chem. - Eur. J.*, 2011, **17**, 7845.
- 16 L. C. McCann, H. N. Hunter, J. A. C. Clyburne and M. G. Organ, *Angew. Chem., Int. Ed.*, 2012, **51**, 7024.
- 17 K. D. Vogiatzis, M. V. Polynski, J. K. Kirkland, J. Townsend, A. Hashemi, C. Liu and E. A. Pidko, *Chem. Rev.*, 2019, **119**, 2453.
- 18 D. Haas, J. M. Hammann, R. Greiner and P. Knochel, *ACS Catal.*, 2016, **6**, 1540.
- 19 E.-I. Negishi, X. Zeng, Z. Tan, M. Qian, Q. Hu and Z. Huang, in *Metal-Catalyzed Cross-Coupling Reactions*, Wiley-VCH Verlag GmbH, Weinheim, Germany, 2004, p. 815.
- 20 V. B. Phapale and D. J. Cárdenas, *Chem. Soc. Rev.*, 2009, **38**, 1598.
- 21 R. Jana, T. P. Pathak and M. S. Sigman, *Chem. Rev.*, 2011, **111**, 1417.
- 22 J. Magano and J. R. Dunetz, *Chem. Rev.*, 2011, **111**, 2177.
- 23 L. Kurti and B. Czako, *Strategic Applications of Named Reactions in Organic Synthesis*, Elsevier Science, 2005.
- 24 A. B. González-Pérez, R. Álvarez, O. N. Faza, Á. R. de Lera and J. M. Aurecochea, *Organometallics*, 2012, **31**, 2053.
- 25 J. E. Fleckenstein and K. Koszinowski, *Organometallics*, 2011, **30**, 5018.
- 26 J. Bauer, H. Braunschweig and R. D. Dewhurst, *Chem. Rev.*, 2012, **112**, 4329.
- 27 T. Bollermann, C. Gemel and R. A. Fischer, *Coord. Chem. Rev.*, 2012, **256**, 537.
- 28 M. García-Melchor, A. A. C. Braga, A. Lledós, G. Ujaque and F. Maseras, *Acc. Chem. Res.*, 2013, **46**, 2626.
- 29 K. J. Bonney and F. Schoenebeck, *Chem. Soc. Rev.*, 2014, **43**, 6609.
- 30 J. del Pozo, M. Pérez-Iglesias, R. Álvarez, A. Lledós, J. A. Casares and P. Espinet, *ACS Catal.*, 2017, **7**, 3575.
- 31 J. DelPozo, E. Gioria, J. A. Casares, R. Álvarez and P. Espinet, *Organometallics*, 2015, **34**, 3120.
- 32 M. M. Hansmann, M. Pernpointner, R. Döpp and A. S. K. Hashmi, *Chem. - Eur. J.*, 2013, **19**, 15290.
- 33 B. Fuentes, M. García-Melchor, A. Lledós, F. Maseras, J. A. Casares, G. Ujaque and P. Espinet, *Chem. - Eur. J.*, 2010, **16**, 8596.
- 34 G. A. Chass, C. J. O'Brien, N. Hadei, E. A. B. Kantchev, W.-H. Mu, D.-C. Fang, A. C. Hopkinson, I. G. Csizmadia and M. G. Organ, *Chem. - Eur. J.*, 2009, **15**, 4281.
- 35 L. C. McCann and M. G. Organ, *Angew. Chem., Int. Ed.*, 2014, **53**, 4386.
- 36 G. T. Achonduh, N. Hadei, C. Valente, S. Avola, C. J. O'Brien and M. G. Organ, *Chem. Commun.*, 2010, **46**, 4109.
- 37 C. Valente, M. E. Belowich, N. Hadei and M. G. Organ, *Eur. J. Org. Chem.*, 2010, **2010**, 4343–4354.
- 38 F. Neese, *Wiley Interdiscip. Rev.: Comput. Mol. Sci.*, 2012, **2**, 73.
- 39 S. Grimme, J. Antony, S. Ehrlich and H. Krieg, *J. Chem. Phys.*, 2010, **132**, 154104.
- 40 J. G. Brandenburg, C. Bannwarth, A. Hansen and S. Grimme, *J. Chem. Phys.*, 2018, **148**, 064104.
- 41 J. Tao, J. P. Perdew, V. N. Staroverov and G. E. Scuseria, *Phys. Rev. Lett.*, 2003, **91**, 146401.
- 42 F. Weigend and R. Ahlrichs, *Phys. Chem. Chem. Phys.*, 2005, **7**, 3297.
- 43 S. Grimme, S. Ehrlich and L. Goerigk, *J. Comput. Chem.*, 2011, **32**, 1456.
- 44 H. Kruse and S. Grimme, *J. Chem. Phys.*, 2012, **136**, 154101.
- 45 M. Chen, R. Craciun, N. Hoffman and D. A. Dixon, *Inorg. Chem.*, 2012, **51**, 13195.
- 46 M. Steinmetz and S. Grimme, *ChemistryOpen*, 2013, **2**, 115.
- 47 T. Weymuth, E. P. A. Couzijn, P. Chen and M. Reiher, *J. Chem. Theory Comput.*, 2014, **10**, 3092.
- 48 S. Dohm, A. Hansen, M. Steinmetz, S. Grimme and M. P. Checinski, *J. Chem. Theory Comput.*, 2018, **14**, 2596.
- 49 E. J. Baerends, D. E. Ellis and P. Ros, *Chem. Phys.*, 1973, **2**, 41.
- 50 B. I. Dunlap, J. W. D. Connolly and J. R. Sabin, *J. Chem. Phys.*, 1979, **71**, 3396.
- 51 C. Van Alsenoy, *J. Comput. Chem.*, 1988, **9**, 620.
- 52 R. A. Kendall and H. A. Früchtl, *Theor. Chim. Acta*, 1997, **97**, 158.
- 53 K. Eichkorn, F. Weigend, O. Treutler and R. Ahlrichs, *Theor. Chim. Acta*, 1997, **97**, 119.
- 54 K. Eichkorn, O. Treutler, H. Öhm, M. Häser and R. Ahlrichs, *Chem. Phys. Lett.*, 1995, **240**, 283.
- 55 J. L. Whitten, *J. Chem. Phys.*, 1973, **58**, 4496.
- 56 D. Andrae, U. Häußermann, M. Dolg, H. Stoll and H. Preuß, *Theor. Chim. Acta*, 1990, **77**, 123.
- 57 K. A. Peterson, *J. Chem. Phys.*, 2003, **119**, 11099.
- 58 V. Barone and M. Cossi, *J. Phys. Chem. A*, 1998, **102**, 1995.
- 59 B. Wang and Z. Cao, *J. Phys. Chem. A*, 2010, **114**, 12918.
- 60 R. B. Sunoj and M. Anand, *Phys. Chem. Chem. Phys.*, 2012, **14**, 12715.
- 61 L.-L. Han, S.-J. Li and D.-C. Fang, *Phys. Chem. Chem. Phys.*, 2016, **18**, 6182.
- 62 S. Grimme, *Chem. - Eur. J.*, 2012, **18**, 9955.



- 63 M. Cossi, N. Rega, G. Scalmani and V. Barone, *J. Comput. Chem.*, 2003, **24**, 669.
- 64 J. N. Harvey, *Faraday Discuss.*, 2010, **145**, 487.
- 65 J. H. Jensen, *Phys. Chem. Chem. Phys.*, 2015, **17**, 12441.
- 66 R. E. Skyner, J. L. McDonagh, C. R. Groom, T. van Mourik and J. B. O. Mitchell, *Phys. Chem. Chem. Phys.*, 2015, **17**, 6174.
- 67 M. Besora, P. Vidossich, A. Lledós, G. Ujaque and F. Maseras, *J. Phys. Chem. A*, 2018, **122**, 1392.
- 68 N. Hazari, P. R. Melvin and M. M. Beromi, *Nat. Rev. Chem.*, 2017, **1**, 0025.
- 69 C. A. Tolman, *Chem. Rev.*, 1977, **77**, 313.
- 70 A. Bittermann, D. Baskakov and W. A. Herrmann, *Organometallics*, 2009, **28**, 5107.
- 71 C. L. Vélez, P. R. L. Markwick, R. L. Holland, A. G. DiPasquale, A. L. Rheingold and J. M. O'Connor, *Organometallics*, 2010, **29**, 6695.
- 72 J. Li, L. Jin, C. Liu and A. Lei, *Org. Chem. Front.*, 2014, **1**, 50.
- 73 C. L. McMullin, N. Fey and J. N. Harvey, *Dalton Trans.*, 2014, **43**, 13545.
- 74 D. B. Eremin and V. P. Ananikov, *Coord. Chem. Rev.*, 2017, **346**, 2.
- 75 B. P. Carrow and J. F. Hartwig, *J. Am. Chem. Soc.*, 2010, **132**, 79.
- 76 R. H. Crabtree, *Chem. Rev.*, 2015, **115**, 127.
- 77 G. Zhang, J. Li, Y. Deng, J. T. Miller, A. J. Kropf, E. E. Bunel and A. Lei, *Chem. Commun.*, 2014, **50**, 8709.
- 78 M. Mohadjer Beromi, A. Nova, D. Balcells, A. M. Brasacchio, G. W. Brudvig, L. M. Guard, N. Hazari and D. J. Vinyard, *J. Am. Chem. Soc.*, 2017, **139**, 922.
- 79 S. Bajo, G. Laidlaw, A. R. Kennedy, S. Sproules and D. J. Nelson, *Organometallics*, 2017, **36**, 1662.
- 80 D. D. Beattie, G. Lascouettes, P. Kennepohl, J. A. Love and L. L. Schafer, *Organometallics*, 2018, **37**, 1392.
- 81 E. Nicolas, A. Ohleier, F. D'Accrisio, A.-F. Pécharman, M. Demange, P. Ribagnac, J. Ballester, C. Gosmini and N. Mézailles, *Chem. – Eur. J.*, 2015, **21**, 7690.
- 82 C. M. Lavoie, R. McDonald, E. R. Johnson and M. Stradiotto, *Adv. Synth. Catal.*, 2017, **359**, 2972.
- 83 L. Iffland, A. Petuker, M. van Gastel and U.-P. Apfel, *Inorganics*, 2017, **5**, 78.
- 84 P. Macchi, D. M. Proserpio and A. Sironi, *J. Am. Chem. Soc.*, 1998, **120**, 13429.
- 85 P. Macchi and A. Sironi, *Coord. Chem. Rev.*, 2003, **238–239**, 383.
- 86 E. A. Standley and T. F. Jamison, *J. Am. Chem. Soc.*, 2013, **135**, 1585.
- 87 J. D. Shields, E. E. Gray and A. G. Doyle, *Org. Lett.*, 2015, **17**, 2166.
- 88 J. Magano and S. Monfette, *ACS Catal.*, 2015, **5**, 3120.
- 89 A. V. Astakhov, O. V. Khazipov, E. S. Degtyareva, V. N. Khrustalev, V. M. Chernyshev and V. P. Ananikov, *Organometallics*, 2015, **34**, 5759.
- 90 A. V. Astakhov, O. V. Khazipov, A. Y. Chernenko, D. V. Pasyukov, A. S. Kashin, E. G. Gordeev, V. N. Khrustalev, V. M. Chernyshev and V. P. Ananikov, *Organometallics*, 2017, **36**, 1981.
- 91 O. V. Khazipov, M. A. Shevchenko, A. Y. Chernenko, A. V. Astakhov, D. V. Pasyukov, D. B. Eremin, Y. V. Zubavichus, V. N. Khrustalev, V. M. Chernyshev and V. P. Ananikov, *Organometallics*, 2018, **37**, 1483.
- 92 E. G. Gordeev, D. B. Eremin, V. M. Chernyshev and V. P. Ananikov, *Organometallics*, 2018, **37**, 787.
- 93 A. Y. Kostyukovich, A. M. Tsedilin, E. D. Sushchenko, D. B. Eremin, A. S. Kashin, M. A. Topchiiy, A. F. Asachenko, M. S. Nechaev and V. P. Ananikov, *Inorg. Chem. Front.*, 2019, **6**, 482.
- 94 E. G. Gordeev and V. P. Ananikov, *J. Comput. Chem.*, 2019, **40**, 191.
- 95 V. M. Chernyshev, O. V. Khazipov, M. A. Shevchenko, A. Y. Chernenko, A. V. Astakhov, D. B. Eremin, D. V. Pasyukov, A. S. Kashin and V. P. Ananikov, *Chem. Sci.*, 2018, **9**, 5564.
- 96 K. Matsubara, H. Yamamoto, S. Miyazaki, T. Inatomi, K. Nonaka, Y. Koga, Y. Yamada, L. F. Veiros and K. Kirchner, *Organometallics*, 2017, **36**, 255.

