



Cite this: *Chem. Commun.*, 2022, 58, 4196

Received 21st January 2022,  
Accepted 4th March 2022

DOI: 10.1039/d2cc00424k

rsc.li/chemcomm

# Potential application of metallacarboranes as an internal reference: an electrochemical comparative study to ferrocene†

Jewel Ann Maria Xavier,<sup>id</sup><sup>a</sup> Clara Viñas,<sup>id</sup><sup>a</sup> Encarnación Lorenzo,<sup>id</sup><sup>bcd</sup>  
Tania García-Mendiola<sup>id</sup><sup>\*bc</sup> and Francesc Teixidor<sup>id</sup><sup>\*a</sup>

**Ferrocene and its derivatives have been extensively used as an internal reference in electrochemical processes. Yet, they possess limitations such as solvent restrictions that require chemical modifications. In this regard, we have studied the use of metallacarboranes [3,3'-M(1,2-C<sub>2</sub>B<sub>9</sub>H<sub>11</sub>)<sub>2</sub>]<sup>-</sup> (M = Co, Fe) as general internal reference systems and have proven their suitability by thoroughly investigating their electrochemical properties in both aqueous and organic electrolytes without any derivatization.**

To evaluate any electrochemical process, it is always necessary that it be compared with another electrochemical process that serves as a reference. Typically, we use reference electrodes such as the standard hydrogen electrode (SHE), normal hydrogen electrode (NHE), reversible hydrogen electrode (RHE), the various forms of Ag/AgCl electrodes, or saturated calomel electrode (SCE), among others. In all of these, water is a key component. What happens when we want to compare that electrochemical process of interest which takes place in water to the same one in an organic solvent or to a very similar one having compounds insoluble in water but soluble in an organic solvent? What if we simply want to compare a series of electrochemical processes in water and in organic solvents?<sup>1</sup> Can we use the electrodes that work in aqueous solutions for non-aqueous systems as well?<sup>2</sup> Yes, but after the initial few experiments the reference potentials are altered and unmeasurable junction potentials develop.<sup>3</sup> Hence, using the same reference electrodes to measure aqueous or non-aqueous redox systems is not the most appropriate in principle as the potentials

measured are not directly comparable. One way to avoid this problem is to use as internal reference a highly reversible electrochemical couple that is soluble in organic solvents. This led to the extensive use of ferrocene,<sup>4</sup> or cobaltocene<sup>5</sup> or decamethylferrocene,<sup>6</sup> as the internal reference redox systems (Table S3, ESI†). While ferrocene is insoluble in water, derivatives of ferrocene such as ferrocene carboxylic acid (FCA),<sup>7</sup> ferrocenemethanol (FcMe)<sup>8</sup> and ferrocene acetic acid (FAA)<sup>4a</sup> which go through one-electron oxidation to the ferricinium state, similar to ferrocene, are soluble in water. These are generally referred to as internal standards for a quasi-reference electrode (QRE).<sup>9</sup> Thus, with QRE, it became possible to compare the same electroactive couple in both water and non-aqueous media, but this is not highly accurate because the functional modifications on the parent electroactive species does indeed affect the redox potential of the electrochemical couple.<sup>10</sup> Up until now, we have discussed about the electrochemical couples that were originally opted for organic solvents which had to be chemically modified to be adapted to aqueous solvents. However, there is a highly reversible redox active electrolyte of great significance in aqueous media, namely the ferricyanide to ferrocyanide couple.<sup>11</sup> It is noteworthy that all the internal standards described are complexes in which one of their electroactive pairs fulfills the 18e<sup>-</sup> rule and are octahedrally coordinated to avoid, as much as possible, a preceding and following interaction of the metal with the solvent so that it cannot significantly alter the formal potential (*E*<sup>0'</sup>) value. Indeed, all these participate in outer sphere electron transfer mechanisms. As a rule, all the possible internal standards for aqueous media are either anions or alcohols and those for non-aqueous media are neutral. Therefore, there is no internal standard currently available that is suitable, without any modification, for both water and organic solvents.

Metallacarboranes form an interesting class of polyhedral carborane clusters, akin to ferrocene, having an empirical formula of [M(C<sub>2</sub>B<sub>9</sub>H<sub>11</sub>)<sub>2</sub>]<sup>-</sup>, (M = Co, Fe), where the metal occupies a shared vertex merging the two icosahedra units

<sup>a</sup> Institut de Ciència de Materials de Barcelona (ICMAB-CSIC), Campus de la UAB, Bellaterra, Spain. E-mail: teixidor@icmab.es

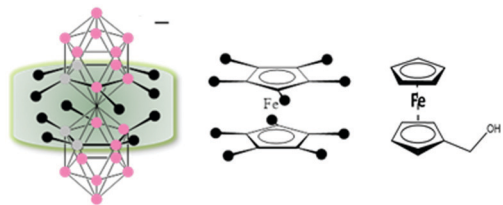
<sup>b</sup> Departamento Química Analítica y Análisis Instrumental, Universidad Autónoma de Madrid, Spain

<sup>c</sup> Institute for Advanced Research in Chemical Sciences (IAdChem), Universidad Autónoma de Madrid, Ciudad Universitaria de Cantoblanco, 28049, Madrid, Spain

<sup>d</sup> IMDEA-Nanociencia, Ciudad Universitaria de Cantoblanco, 28049, Madrid, Spain

† Electronic supplementary information (ESI) available. See DOI: 10.1039/d2cc00424k



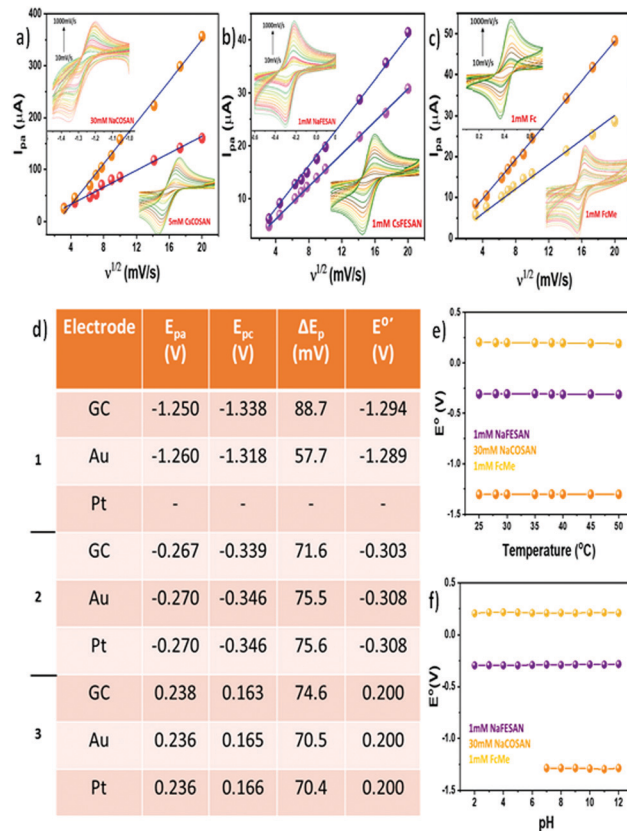


**Scheme 1** Schematic representation of the 'canopy effect' for  $[3,3'\text{-M}(1,2\text{-C}_2\text{B}_9\text{H}_{11})_2]^-$  ( $\text{M} = \text{Co}, \text{Fe}$ ) in comparison to the planar ferrocene (Fc) and ferrocene methanol (FcMe).

producing a  $\theta$  shape molecular anion.<sup>12</sup> Interestingly, these compounds can be soluble in both aqueous and non-aqueous systems without any structural modifications depending on the cation, unlike ferrocene. Structurally, due to the 3-dimensional nature of the cluster, a 'canopy effect' is produced which better shields the redox active metal center from the external solvent environment in comparison to ferrocene which offers only a 2-dimensional rigidity to the metal center (Scheme 1). Notably,  $\text{M}'[3,3'\text{-M}(1,2\text{-C}_2\text{B}_9\text{H}_{11})_2]$  ( $\text{M} = \text{Co}, \text{Fe}$ ), when  $\text{M}' = \text{Na}, \text{K}$  is water soluble and when  $\text{M}' = \text{Cs}$  is soluble in electrochemically common non-aqueous solvents.<sup>13</sup> When  $\text{M}' = \text{H}$ , it is soluble in both the mediums but as it is a strong acid, it can lead to possible interactions with the solvent. Therefore, for this study, we have focused on the salts of alkaline ions. Herein, we discuss the potential application of  $[\text{M}(\text{C}_2\text{B}_9\text{H}_{11})_2]^-$  as an internal reference by conducting a comparative study with the currently accepted and widely employed internal reference ferrocene and its analogues.

These carborane clusters are gaining popularity among a broad scientific community owing to their attractive properties such as non-localized negative charge and 3D-aromaticity,<sup>14</sup> ability to form hydrogen,  $\text{C}_c\text{-H}\cdots\text{O}$  and dihydrogen,  $\text{C}_c\text{-H}\cdots\text{B-H}$ , bonds,<sup>15</sup> water solubility<sup>13</sup> and easy derivatization similar to organic compounds.<sup>16</sup> In this study, we have focused on the electrochemical properties of  $[3,3'\text{-Co}(1,2\text{-C}_2\text{B}_9\text{H}_{11})_2]^-$  (denoted as  $[\text{o-COSAN}]^-$ ) and  $[3,3'\text{-Fe}(1,2\text{-C}_2\text{B}_9\text{H}_{11})_2]^-$  (denoted as  $[\text{o-FESAN}]^-$ ) exploiting the reversible redox active pairs,  $\text{Co}^{3+/2+}$  and  $\text{Fe}^{3+/2+}$  and comparing its aqueous and non-aqueous behavior in dry acetonitrile and water as solvents with ferrocene (Fc) and ferrocene methanol (FcMe) in the same solvents. The study was undertaken using cyclic voltammetry (CV) with a three-electrode system of glassy carbon (working), Pt wire (auxiliary) and  $\text{Ag}/\text{AgCl}$  or saturated calomel electrode (SCE) (reference).

Electrolytes play a significant role in determining the charge-transfer kinetics in any electrochemical process. Hence, it is important to investigate the effect of different electrolytes on a redox system. Consequently, a series of CV measurements were carried out using different electrolytes such as  $\text{KNO}_3$ ,  $\text{NaCl}$ , phosphate buffer, among others, with  $\text{Na}[\text{o-COSAN}]$  and  $\text{Na}[\text{o-FESAN}]$  in comparison to FcMe (Fig. S1, ESI†). The experiments showed that the metallacarboranes behaved reversibly with negligible variations in the formal potential ( $E^0$ ) (Table S1, ESI†) in different electrolytes and among them,  $\text{KNO}_3$  was chosen as the electrolyte for the subsequent experiments.



**Fig. 1** Formal potential ( $E^0$ ) and peak potential separation ( $\Delta E_p$ ) obtained in different experimental conditions. (a) Anodic peak current ( $i_{pa}$ ) vs.  $\nu^{1/2}$  for  $\text{Na}[\text{o-COSAN}]$  (orange) and  $\text{Cs}[\text{o-COSAN}]$  (red). (b) Anodic peak current ( $i_{pa}$ ) vs.  $\nu^{1/2}$  for  $\text{Na}[\text{o-FESAN}]$  (purple) and  $\text{Cs}[\text{o-FESAN}]$  (violet). (c) Anodic peak current ( $i_{pa}$ ) vs.  $\nu^{1/2}$  for Fc (light orange) and FcMe (yellow). Insets in each figure show the CV for the respective linear trends. (d) Tabular description of  $E^{0'}$  and  $\Delta E_p$  for different working electrodes in 0.3 M  $\text{KNO}_3$  vs.  $\text{Ag}/\text{AgCl}$  (1 M KCl) at 100  $\text{mV s}^{-1}$ . 1 –  $\text{Na}[\text{o-COSAN}]$ , 2 –  $\text{Na}[\text{o-FESAN}]$ , 3 – FcMe. (e) Temperature dependence of  $E^{0'}$  with GC as the working electrode. (f) Variation of  $E^{0'}$  with pH using 0.1 M Britton–Robinson buffer as the electrolyte.

A high concentration of the electrolyte is required to ensure efficient charge transfer by increasing the conductivity of the solution as well as limiting the migration of the analyte.<sup>17</sup> CV measurements were performed by sequentially increasing the concentration of the electrolyte to understand the impact of varying electrolyte concentrations. Expectedly, at lower concentrations of the electrolyte the charge transfer was limited and hence the peak potential separation ( $\Delta E_p$ ) was large in all the compounds investigated including FcMe (Fig. S2, ESI†). Even in non-aqueous solvent, where tetrabutylammonium perchlorate (TBAP) was used as the electrolyte, a similar tendency was observed (Fig. S3, ESI†). The optimum concentration of the electrolyte for the study was chosen as 0.3 M. Another important parameter which greatly affects the electrochemical behaviour of a redox system is the scan rate ( $\nu$ ). Scan rate dictates the rate of change of potential and a higher scan rate would imply a faster decrease in the diffusion layer, thereby producing higher peak currents.<sup>18</sup> Fig. 1a–c shows the linear dependency of the



anodic peak current ( $i_{pa}$ ) with the square root of the scan rate ( $\nu^{1/2}$ ) in accordance to the Randles-Sevcik equation. Fig. 1a and b show the variation of the anodic peak current for  $[o\text{-COSAN}]^-$  and  $[o\text{-FESAN}]^-$ , respectively (Fig. S4a–c, ESI†). A similar trend was also observed for the experiments performed in organic electrolyte using  $\text{Cs}[o\text{-COSAN}]$  and  $\text{Cs}[o\text{-FESAN}]$  in comparison to  $\text{Fc}$  (Fig. S4d–f, ESI†). Therefore, it can be inferred that the redox process of  $[o\text{-COSAN}]^-$  and  $[o\text{-FESAN}]^-$  is a diffusion-controlled reversible process. The formal potential ( $E^0$ ) and the peak potential separation ( $\Delta E_p$ ) were also constant with small variations in different scan rates. These results are encouraging and asserts the capability of  $[3,3'\text{-M}(1,2\text{-C}_2\text{B}_9\text{H}_{11})_2]$  ( $\text{M} = \text{Co}, \text{Fe}$ ) as an internal reference.

A major factor to contemplate while considering any new redox system as a reference for electrochemical studies is to understand its behaviour in a solvent system. Previously, we have shown that due to the ability of the metallocarboranes to form strong hydrogen and di-hydrogen bonds,  $[o\text{-COSAN}]^-$  has a remarkable ability to self-assemble in the form of vesicles and micelles in an aqueous environment.<sup>19</sup> Hence, to substantiate that the self-assembling ability of  $[o\text{-COSAN}]^-$  and  $[o\text{-FESAN}]^-$  has negligible influence on the  $E^0$  of the redox couple, CV measurements were performed in water solutions with different concentration of the Na salts of the metallocarboranes (Fig. S5, ESI†). The concentration was varied from 5–50 mM for  $\text{Na}[o\text{-COSAN}]$  and 1–65 mM for  $\text{Na}[o\text{-FESAN}]$ . To notice, while the peak potential separation ( $\Delta E_p$ ) remained in the range for one-electron transfer process for  $\text{Na}[o\text{-COSAN}]$  in all concentrations, for  $\text{Na}[o\text{-FESAN}]$  at higher concentrations (from 50 mM), the  $\Delta E_p$  was larger (Table S2, ESI†). This can be ascribed to the high barrier rendered to the electron transfer kinetics due to the formation of vesicles in  $\text{Na}[o\text{-FESAN}]$  whereas in the case of  $\text{Na}[o\text{-COSAN}]$ , the vesicle formation did not show any profound effect on the electrochemical response. Nevertheless, both the metallocarboranes showed highly

reversible electrochemical behavior for a wide range of concentration with a constant formal potential of  $-1.282\text{ V}$  and  $-0.283\text{ V}$  for  $\text{Na}[o\text{-COSAN}]$  and  $\text{Na}[o\text{-FESAN}]$ , respectively.

The pH of an electrolytic solution greatly influences the Nernstian equilibrium of an electrochemical process. Depending on the pH, the redox activity of the electroactive species may vary and in case of metals an acidic pH can even lead to corrosion.<sup>20</sup> Hence, it becomes important to ascertain the electrochemical response of the internal references in varying pH conditions. Subsequently, pH dependent CV experiments were performed using 0.1 M Britton–Robinson (BR) buffer as the electrolyte (Fig. S6, ESI†). Upon varying the pH from 2–12, the formal potential ( $E^0$ ) and the peak potential separation ( $\Delta E_p$ ) were fairly constant for  $\text{Na}[o\text{-FESAN}]$  at  $-0.291\text{ V}$  and  $74\text{ mV}$ , respectively, and comparable to the tendency of  $\text{FcMe}$  (Fig. 1f, ESI†). However, for  $\text{Na}[o\text{-COSAN}]$  as the potential window was very close to the water reduction peak, at acidic pH it was difficult to observe an electrochemical response. Conversely, at basic pH, the  $E^0$  was constant at  $-1.285\text{ V}$  (Fig. 1f) while some fluctuations were observed in the  $\Delta E_p$  (Fig. S7, ESI†). In general, most of the electrochemical experiments are carried out at ambient temperature. But while considering the ability of a compound to be used as an internal reference it is relevant to subject it to harsh conditions and understand the behaviour. Therefore, CV measurements in temperature ranges from  $25\text{--}50\text{ }^\circ\text{C}$  were carried out (Fig. S8, ESI†). From the experiments, it was observed that the temperature did not influence the formal potential ( $E^0$ ) and the peak potential separation ( $\Delta E_p$ ) in  $\text{Na}[o\text{-COSAN}]$  and  $\text{Na}[o\text{-FESAN}]$  and that the compounds were thermally stable throughout the measurement (Fig. 1e and Fig. S9, ESI†). Different working electrode materials can influence the electrochemical response due to adsorption, difference in electron transfer kinetics as well as occurrence of electrode specific chemical reactions. Fig. 1d describes the various peak potentials along with formal

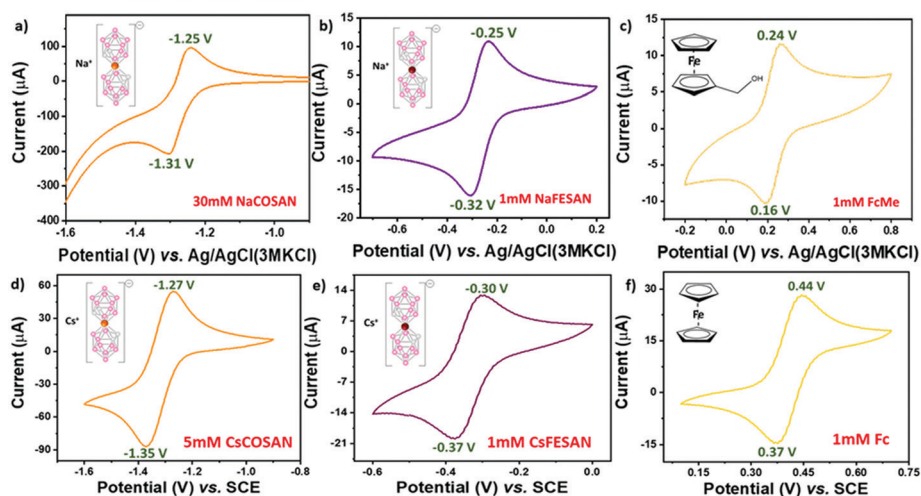


Fig. 2 Cyclic voltammograms for the reversible redox systems investigated with GC as the working electrode and Pt wire as the auxiliary electrode, measured at  $100\text{ mV s}^{-1}$ . (a) 30 mM  $\text{Na}[o\text{-COSAN}]$  in 0.3 M  $\text{KNO}_3$ . (b) 1 mM  $\text{Na}[o\text{-FESAN}]$  in 0.3 M  $\text{KNO}_3$ . (c) 1 mM  $\text{FcMe}$  in 0.3 M  $\text{KNO}_3$ . (d) 5 mM  $\text{Cs}[o\text{-COSAN}]$  in 0.3 M TBAP/dry AcN. (e) 1 mM  $\text{Cs}[o\text{-FESAN}]$  in 0.3 M TBAP/dry AcN. (f) 1 mM  $\text{Fc}$  in 0.3 M TBAP/dry AcN.





and peak separation potentials for different electrodes such as glassy carbon, Au and Pt. Changing the electrode material had negligible influence on the potentials for Na[o-COSAN] as well as Na[o-FESAN] and hence, suggests that these metallacarboranes interact minutely with the electrode materials (Fig. S10, ESI†). Equivalent studies were also performed in non-aqueous solvents and similar results were obtained (Fig. S11, ESI†). Interestingly, the Cs salts of the metallacarboranes are partially soluble in water, particularly Cs[o-FESAN]. The comparison of the CVs of Na[o-FESAN] and Cs[o-FESAN] in aqueous solvent shows similar peak potentials with slight reduction in peak currents (Fig. S12, ESI†). Hence, Cs[o-FESAN] can ideally be used as an internal reference in both solvent systems, but preferably in organic solvents.

In this article, we have demonstrated the redox reversible behavior of  $[3,3'\text{-M}(1,2\text{-C}_2\text{B}_9\text{H}_{11})_2]$  ( $\text{M} = \text{Co}, \text{Fe}$ ) in different electrochemical environments and conditions with regard to Fc and FcMe. Fig. 2 shows the electrochemical response for the compounds investigated with the  $E^0$  as  $-1.28 \text{ V}$ ,  $-1.27 \text{ V}$ ,  $-0.28 \text{ V}$  and  $-0.29 \text{ V}$  (vs. Ag/AgCl) as well as  $\Delta E_p$  as 60 mV, 80 mV, 70 mV and 70 mV for Na[o-COSAN], Cs[o-COSAN], Na[o-FESAN] and Cs[o-FESAN], respectively. The main characteristics required for an internal reference is to have constant peak potentials and redox behaviour with high thermal and chemical stability. The various CV experiments performed have shown that the metallacarboranes, particularly  $[o\text{-FESAN}]^-$ , has a steady redox response with remarkable thermal and chemical stability and a  $E^0$  very near to NHE, closer than Fc. All these results are suggestive of the potential use of  $[3,3'\text{-M}(1,2\text{-C}_2\text{B}_9\text{H}_{11})_2]^-$  ( $\text{M} = \text{Co}, \text{Fe}$ ) as an internal reference in both aqueous and non-aqueous solvents, without any structural or functional modifications. Precisely, the same internal reference for both organic and aqueous electrolytes. As a proof of concept we have tested these electrodes as internal references in a THF:water mixture and have proven a superior performance than the conventional Ag/AgCl electrode that experienced a drift.

This work was funded by the Spanish Ministry of Science, through the “Severo Ochoa” Programme for Centres of Excellence in R&D (CEX2019-000917-S) as well as the Ministerio de Economía y Competitividad (PID2019-106832RB-I00), (PID2020-116728RB-I00, CTQ2015-71955-RED ELECTROBIONET) and Generalitat de Catalunya (2017SGR1720) are appreciated. J. A. M. Xavier acknowledges DOC-FAM programme under the Marie Skłodowska-Curie grant agreement no. 754397 and is enrolled in the PhD programme in UAB. Support from the Community of Madrid (TRANSNANOAVANSENS S2018/NMT-4349), is acknowledged.

## Conflicts of interest

There are no conflicts to declare.

## Notes and references

- P. Zanello, *Inorganic Electrochemistry*, The Royal Society of Chemistry, 2003.
- A. A. J. Torriero, S. W. Feldberg, J. Zhang, A. N. Simonov and A. M. Bond, *J. Solid State Electrochem.*, 2013, **17**, 3021–3026.
- M. P. S. Mousavi, S. A. Saba, E. L. Anderson, M. A. Hillmyer and P. Bühlmann, *Anal. Chem.*, 2016, **88**, 8706–8713.
- (a) R. R. Gagne, C. A. Koval and G. C. Lisensky, *Inorg. Chem.*, 1980, **19**, 2854–2855; (b) G. Gritzner and J. Kuta, *Pure Appl. Chem.*, 1984, **56**, 461–466.
- M. J. A. Shiddiky, A. A. J. Torriero, C. Zhao, I. Burgar, G. Kennedy and A. M. Bond, *J. Am. Chem. Soc.*, 2009, **131**, 7976–7989.
- (a) M. Matsumoto and T. W. Swaddle, *Inorg. Chem.*, 2004, **43**, 2724–2735; (b) I. Noviantri, K. N. Brown, D. S. Fleming, P. Gulyás, P. A. Lay, A. Masters and L. Phillips, *J. Phys. Chem. B*, 1999, **103**, 6713–6722.
- S. McCormack, N. R. Russell and J. F. Cassidy, *Electrochim. Acta*, 1992, **37**, 1939–1944.
- H. M. A. Amin, Y. Uchida, E. Kätelhön and R. G. Compton, *J. Electroanal. Chem.*, 2021, **880**, 114891.
- K. Z. Brainina, A. V. Tarasov and M. B. Vidrevich, *Chemosensors*, 2020, **8**, 15.
- (a) A. A. J. Torriero, *Med. Analyt. Chem. Int. J.*, 2019, **2**, 2–4; (b) A. A. J. Torriero, *Electrochim. Acta*, 2014, **137**, 235–244; (c) A. Paul, R. Borrelli, H. Bouyanfif, S. Gottis and F. Sauvage, *ACS Omega*, 2019, **4**, 14780–14789.
- (a) S. D. Collyer, F. Davis, A. Lucke, C. J. M. Stirling and S. P. J. Higson, *J. Electroanal. Chem.*, 2003, **549**, 119–127; (b) P. Fischer, P. Mazúr and J. Krakowiak, *Molecules*, 2022, **27**, 560.
- (a) R. A. Wiesboeck and M. F. Hawthorne, *J. Am. Chem. Soc.*, 1964, **86**, 1642; (b) R. N. Grimes, *Carboranes*, Elsevier Inc., New York, 3rd edn, 2016.
- M. Tarrés, C. Viñas, P. González-Cardoso, M. M. Hänninen, R. Sillanpää, V. Dordovic, M. Uchman, F. Teixidor and P. Matejcek, *Chem. – Eur. J.*, 2014, **20**, 6786.
- (a) C. Masalles, J. Llop, C. Viñas and F. Teixidor, *Adv. Mater.*, 2002, **14**, 826–829; (b) J. Poater, M. Solà, C. Viñas and F. Teixidor, *J. Am. Chem. Soc.*, 2020, **142**, 9396.
- (a) D. Brusselle, P. Bauduin, L. Girard, A. Zaulet, C. Viñas, F. Teixidor, I. Ly and O. Diat, *Angew. Chem., Int. Ed.*, 2013, **52**, 12114–12118; (b) C. E. Housecroft, *J. Organomet. Chem.*, 2015, **798**, 218; (c) M. J. Hardie and C. L. Raston, *Chem. Commun.*, 2001, 905.
- D. Olid, R. Núñez, C. Viñas and F. Teixidor, *Chem. Soc. Rev.*, 2013, **42**, 3318–3336.
- (a) H. P. Bannetto, *Annu. Rep. Prog. Chem., Sect. A: Gen., Phys. Inorg. Chem.*, 1973, **70**, 223–248; (b) N. Matubayasi, *Surface tension and related thermodynamic quantities of aqueous electrolyte solutions*, Taylor & Francis, Boca Raton, 2014; (c) S. Srinivasan, *Electrode/Electrolyte Interfaces Structure and Kinetics of Charge Transfer*, Springer US, Boston, MA, 2006, pp. 27–92.
- A. J. Bard and L. R. Faulkner, *Electrochemical methods: fundamentals and applications/Allen*, Wiley, New York, 1980.
- (a) P. Bauduin, S. Prevost, P. Farràs, F. Teixidor, O. Diat and T. Zemb, *Angew. Chem., Int. Ed.*, 2011, **50**, 5298–5300; (b) M. Uchman, V. Ďordovič, Z. Tošner and P. Matějček, *Angew. Chem., Int. Ed.*, 2015, **54**, 14113; (c) D. C. Malaspina, C. Viñas, F. Teixidor and J. Farauto, *Angew. Chem., Int. Ed.*, 2020, **59**, 3088.
- N. Elgrishi, K. J. Rountree, B. D. McCarthy, E. S. Rountree, T. T. Eisenhart and J. L. Dempsey, *J. Chem. Educ.*, 2018, **95**, 197–206.

