

Cite this: *Chem. Sci.*, 2023, 14, 827

All publication charges for this article have been paid for by the Royal Society of Chemistry

Inherently chiral calixarenes by a catalytic enantioselective desymmetrizing cross-dehydrogenative coupling†

Xin Zhang,^a Shuo Tong,[✉] Jieping Zhu^b and Mei-Xiang Wang^a

Under the catalysis of PdBr_2 and a chiral phosphoramidite ligand, the upper-rim mono (2-bromoaryl)-substituted calix[4]arene derivatives underwent a facile enantioselective desymmetrization reaction to afford 9*H*-fluorene-embedded inherently chiral calixarenes in good yields with excellent enantioselectivities. The transannular dehydrogenative arene–arene coupling reaction proceeded most probably through an oxidative addition of the $\text{C}_{\text{aryl}}\text{--Br}$ bond to a ligated palladium catalyst followed by a sequence of an enantioselective 1,5-palladium migration and an intramolecular C–H arylation sequence. This new family of inherently chiral calixarenes possesses unique chiroptical properties thanks to their highly rigid structure induced by the 9*H*-fluorene segment.

Received 11th November 2022

Accepted 5th December 2022

DOI: 10.1039/d2sc06234h

rsc.li/chemical-science

Introduction

Inherently chiral macrocycles, coined by Böhmer in 1994, are a unique type of chiral chemical entity.¹ Different from chiral molecules bearing a central, an axial and a planar chirality and helicity, the inherent chirality results from the three-dimensional curvature architecture of macrocycles.^{2–4} Calix[*n*]arenes are prototypical inherently chiral molecules from which the term originated. With their unique three-dimensional bowl-shaped structures, controllable cavity sizes and shapes, easy preparation and post-chemical modifications, calix[*n*]arenes and their aza- as well as oxa-analogues have become privileged scaffolds in catalysis, molecular recognition, sensing, nanotechnology, biotechnology, *etc.*^{5–7} The inherently chiral calixarenes and analogues have not been the subject of intensive investigation due mainly to the inaccessibility of enantioenriched chiral calix[*n*]arenes. Indeed, most of the enantioenriched calixarenes and resorcinarenes documented in the literature are synthesized by separation of enantiomers using chiral HPLC columns.^{2–4,8–12} Kinetic resolution of racemates has been reported to give chiral calixarenes with either low efficiency or modest enantioselectivity while diastereoselective synthesis using chiral auxiliary requires inevitably multiple reaction steps and sometimes tedious separation of

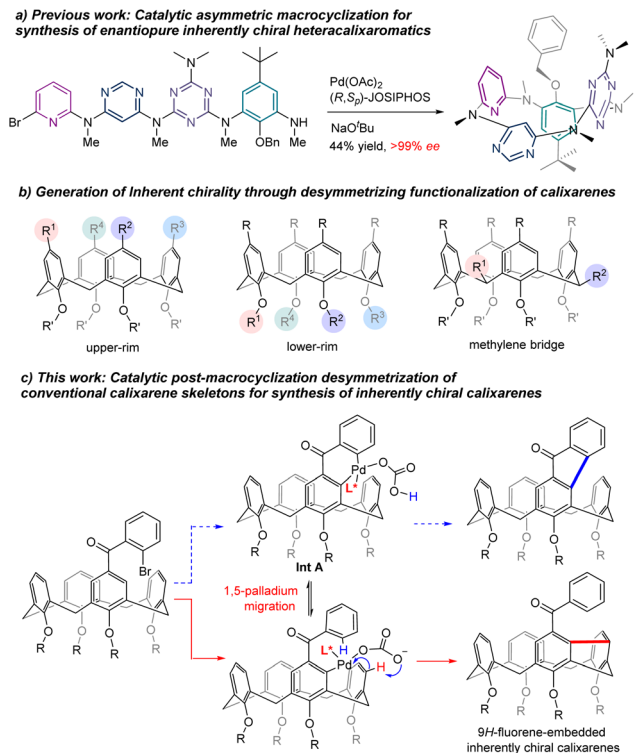
diastereomers.^{13–18} Catalytic enantioselective synthesis of an intrinsically chiral tetraazacalix[4]arene was attempted by Tsue in 2009.¹⁹ However, under their optimized conditions, Pd-catalyzed $\text{C}_{\text{aryl}}\text{--N}$ bond-forming macrocyclization afforded the product with only 35% ee and only one example was documented in this paper. Very recently, we reported a general synthesis of highly enantioenriched ABCD-type heteracalixaromatics *via* a Pd-catalyzed intramolecular Buchwald–Hartwig reaction.²⁰ Linear precursors containing benzene, pyridine, pyrimidine and triazine rings underwent efficient cyclization to furnish nitrogen-bridged calixarenes with ee up to >99% (Scheme 1a). These chiral macrocycles exhibit excellent and intriguing proton-triggered switchable CPL properties.

In view of the easy accessibility of calixarenes, desymmetrization is, without doubt, an obvious option to pursue in order to access enantioenriched calixarenes. In principle, selective functionalization of the upper rim,³ the lower rim¹¹ and the methylene bridge²¹ could break the symmetry of calixarenes, generating therefore the inherent chirality (Scheme 1b). All these three routes have indeed been exploited using a chiral auxiliary approach with limited success. On the other hand, catalytic enantioselective desymmetrization of calixarenes remains, to the best of our knowledge, unknown. Aiming at creating new inherently chiral macrocyclic systems and searching for novel chiroptical organic molecules,²² we set out to investigate the catalytic enantioselective desymmetrization of conventional calix[4]arenes. Our initial design was to construct a 9*H*-fluoren-9-one moiety within the skeleton of calix[4]arenes taking advantage of the Pd-catalyzed intramolecular C–H arylation process (Scheme 1c). We hypothesized that, in the presence of an appropriate chiral ligand, the ArPdXL^* species generated *in situ via* oxidative addition would be able to discriminate the two enantiotopic *ortho* C–H bonds leading,

^aKey Laboratory of Bioorganic Phosphorus Chemistry and Chemical Biology (Ministry of Education), Department of Chemistry, Tsinghua University, Beijing 100084, China. E-mail: tongshuo@mail.tsinghua.edu.cn; Web: <http://masclgroup>

^bLaboratory of Synthesis and Natural Products (LSPN), Institute of Chemical Sciences and Engineering, Ecole Polytechnique Fédérale de Lausanne, EPFL-SB-ISIC-LSPN, BCH5304, CH-1015 Lausanne, Switzerland

† Electronic supplementary information (ESI) available. CCDC 2216266 and 2216267. For ESI and crystallographic data in CIF or other electronic format see DOI: <https://doi.org/10.1039/d2sc06234h>



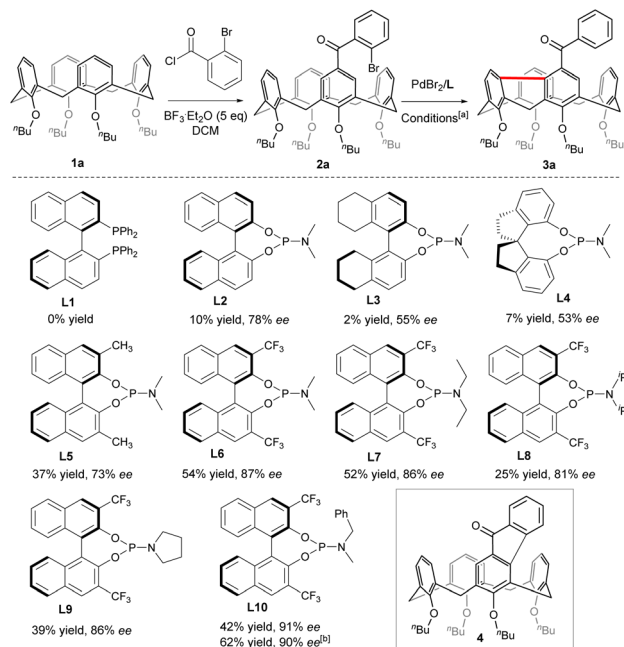
Scheme 1 Strategies for the construction of inherently chiral macrocycles.

after reductive elimination of the 6-membered palladacycle **Int A** (Scheme 1c), to chiral calix[4]arene.^{23,24} Surprisingly, a more complex reaction sequence occurred affording chiral *meta-meta* bridged calix[4]arenes in good yields with high enantioselectivities (Scheme 1c). Although one example of this type of calix[4]arenes is reported in the literature,^{25,26} no enantioselective synthesis is known to date. We disclose herein the results of our study.

Results and discussion

Optimization of reaction conditions

To begin with, Friedel–Crafts acylation between symmetric calix[4]arene **1a** and 2-bromobenzoyl chloride afforded our starting reagent **2a** (Scheme 2). The catalytic enantioselective desymmetrizing reaction of **2a** was initially investigated by varying the Pd-sources, the ligands, the solvents, and the temperature (ESI†). PdBr₂ stood out as the best Pd source. The nature of chiral ligands was found to impact not only the enantioselectivity of the reaction but also the product yield (Scheme 2). While a bidentate phosphine ligand such as *R*-BINAP (**L1**) failed to promote the reaction, chiral phosphoramidite derived from *R*-BINOL (**L2**) was able to affect the enantioselective transformation of **2a** to afford **3a** with 78% ee, albeit in a very low yield. Since either the enantioselectivity or the efficiency of the reaction was not improved when phosphoramidites prepared from *R*-[H₈]BINOL (**L3**) and *S*-2,2',3,3'-tetrahydro-1,1'-spirobi[indene]-7,7'-diol (**L4**) were employed as ligands, we focused on



Scheme 2 Structures of ligands. [a] Sealed tube, inert atmosphere, **2a** (0.05 mmol), PdBr₂ (0.1 eq.), **L** (0.2 eq.), Cs₂CO₃ (2 eq.), THF (1.5 mL), 110 °C; [b] PdBr₂ (0.1 eq.), **L10** (0.2 eq.), Rb₂CO₃ (3 eq.), under other-wise standard conditions.

the chiral BINOL scaffold by introducing substituents on 3,3'-positions. In contrast to 3,3'-diaryl-substituted phosphoramidites which did not perform well due to most probably the steric hindrance (ESI†), 3,3'-dimethylated ligand **L5** was able to increase the yield considerably while maintaining the same enantioselectivity. Both the chemical yield and enantiomeric excess value of **3a** were improved remarkably when 3,3'-bis(trifluoromethyl)-substituted phosphoramidite (**L6**) was used as a ligand in combination with Cs₂CO₃ (54% yield, 87% ee). The amino part of the ligand was subsequently varied and phosphoramidite bearing an *N*-benzyl-*N*-methylamino group (**L10**) gave the best results. Finally, replacing CsCO₃ with Rb₂CO₃ further increased the reaction efficiency. Overall, under optimized conditions [PdBr₂ (10 mol%), **L10** (20 mol%), Rb₂CO₃ (3.0 equiv.), THF, 110 °C], compound **2a** was converted to **3a** in 62% yield with 90% ee. A sequence of oxidative addition, enantioselective C–H activation/1,5-palladium migration^{27,28} followed by the second C–H activation/reductive elimination could account for the reaction outcome. The exclusive formation of **3a** at the expense of **4** indicated that the 1,5-palladium migration and subsequent transannular arylation proceed much faster than the Csp²–Csp² bond-forming reductive elimination from intermediate **Int A** (Scheme 1c). The facile transannular C_{aryl}–H and C_{aryl}–H cross-coupling reaction is most likely facilitated by the preferential cone conformation of the calixarene backbone.

Scope of the reaction

With the optimized conditions in hand, the reaction scope with regard to the structure of the lower-rim substituents of calix[4]



arene was first examined (Scheme 3). Satisfyingly, substrates that contain alkoxy groups with different lengths of the alkyl chain such as *n*-Pr (3b), *n*-amyl (3c) and *n*-octyl (3d) were well accepted affording the desired products in good yields and enantiopurities. Noteworthy, when the alkyl substituent on each phenolic oxygen was replaced by methyl, the inherently chiral macrocycle 3e was obtained similarly with 93% ee. No racemization took place at an elevated temperature such as 150 °C (ESI†). Since an *O*-alkyl group larger than ethyl is generally required to stabilize the conformational structure of tetraethers of conventional calix[4]arenes,²⁹ the isolation of highly enantioenriched compound 3e which contains only methoxy substituents at the lower-rim suggests that the rigidification of the macrocycle stemmed from the chemical bonding between proximal benzene rings. The formation of the 9*H*-fluorene unit

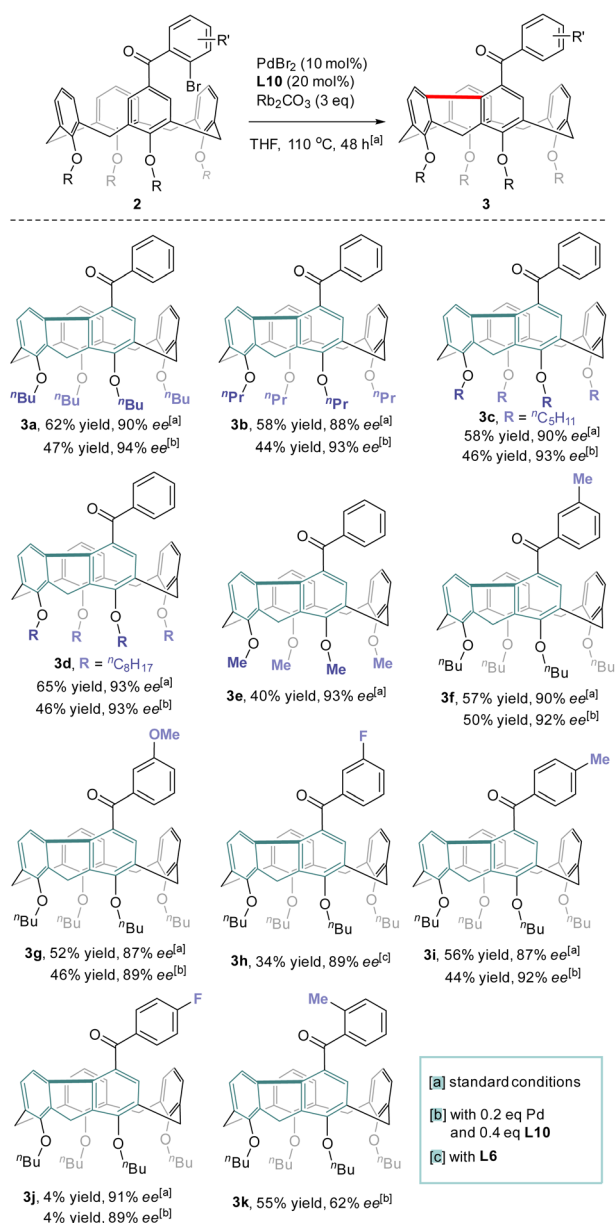
also led to the contraction of the macrocyclic ring size which could prevent the methoxybenzene moieties from rotating or flipping around the macrocyclic annulus, the processes accounting for racemization. Substituents on 2-bromobenzoyl and substitution patterns subtly affected the outcomes of catalytic enantioselective desymmetrization. Reactants 2f–2h which bear respectively methyl, methoxy and fluorine groups on the *para*-position of bromine of 2-bromoaryl acted as good substrates and their conversion to 3f–3h proceeded with the same high level of efficiency and enantiocontrol. Excellent enantioselectivity along with 44% yield was achieved for the transformation of 2i which has a methyl moiety *para* to the carbonyl. Surprisingly, substrate 2j having a fluorine *para* to the carbonyl appeared virtually inert to chiral catalysis with a large amount of starting material remaining intact. Moving methyl to the *ortho* position of the carbonyl, however, had a detrimental effect on enantioselectivity as the ee value of 3k dropped to 62%. A similarly high level of enantiocontrol of 1,5-Pd migration observed for most of the substrates 2a–2j except *ortho*-methyl-bearing reactant 2k implies the steric interaction between substrates and chiral catalyst may be crucial in chirality expression from a chiral catalyst to inherently chiral macrocycles.

Structural elucidation

Molecular structures and their absolute configuration were determined unambiguously by crystallographic analysis of *P*-3a (Fig. 1). Similar to its calix[4]arene precursor, compound 3a adopts a cone conformation, indicating the stability of the conformational structure of the macrocycle during the course of palladation, 1,5-metal migration and transannular arylation. Noticeably, the newly formed 9*H*-fluorene fragment deviates severely from planarity.³⁰ The dihedral angles between the five-membered ring and fused benzene rings are in the range of 26.15° and 27.38°, reflecting the ring strain of the macrocycle. The curved structure of 9*H*-fluorene results in the generation of an oval-shaped cavity.

Derivatization of inherently chiral calixarenes

The chemical transformations of 3a taking advantage of the carbonyl group are depicted in Scheme 4. Treatment of 3a with an excess amount of NaBH₄ at ambient temperature in a mixture of THF and ethanol produced alcohol 5 in 75% yield



Scheme 3 Scope of the reaction.

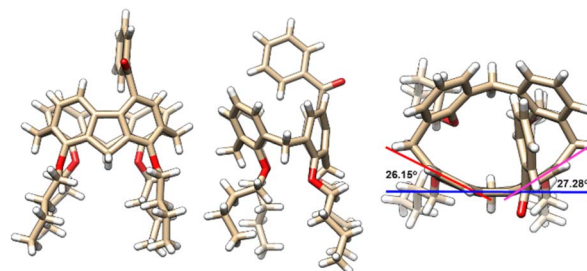
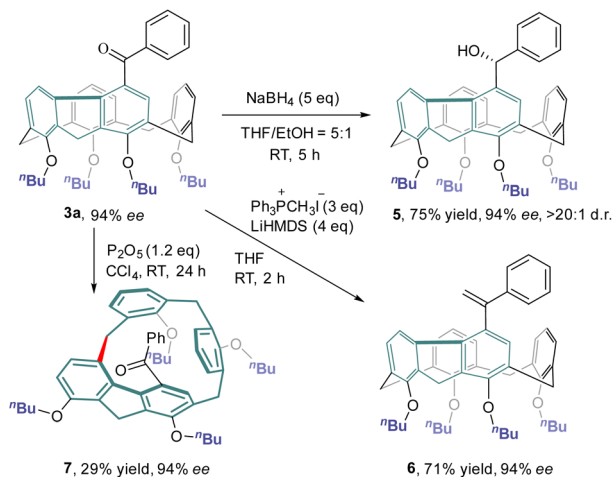


Fig. 1 X-ray molecular structures of *P*-3a with side (left and middle) and top (right) views.

Scheme 4 Synthetic transformation of inherently chiral calixarene **3a**.

with a diastereomeric ratio of $>20:1$. The Wittig reaction of **3a** with methylenetriphenylphosphorane provided olefin **6** in 71% yield. Both hydroxy and olefin functionalities would provide versatile handles for further elaboration of this new class of inherently chiral calixarenes. Interestingly, simply stirring a CCl_4 solution of **3a** at room temperature in the presence of P_2O_5 furnished inherently chiral macrocycle **7**.³¹ No erosion of enantiopurity was observed in this transformation, indicating a probable concerted mechanism of macrocycle-to-macrocycle rearrangement.^{25b,c}

Chiroptical properties

The acquired enantioenriched inherently chiral macrocycles **3** and their derivatives **5** and **6** exhibited promising chiroptical

properties (Fig. 2 and ESI†). The UV-vis spectra of **3a** and its analogues **3b–3k** in acetonitrile show the lowest-energy absorption maximum at *ca.* 390 nm. When the carbonyl group was converted into hydroxyl (**5**) or a vinyl group (**6**), the absorption bands blue-shifted to 330 nm and 321 nm, respectively, indicating the fine-tuning of the properties by the substituents on the inherently chiral macrocycle skeleton. Relating to the UV-vis spectrum was the ECD spectrum which shows two positive Cotton effects at 391 and 325 nm and one negative effect at 285 nm for *P*-**3a**. Enantiomer *M*-**3a** gives the expected mirror-imaged ECD spectrum. For compounds **5** and **6**, the positive Cotton effects at 390 nm disappear, while the other two (one positive and one negative) remain constant (Fig. 2d). Compound **3a** was found to be fluorescent, giving a broad emission band ($\phi_F = 13.0\%$) centered at 514 nm upon excitation at 388 nm. Similarly, the hypsochromic shift of the emission band to 383 nm for **5** and 443 nm for **6** was observed (Fig. 2b). In addition, **3a** showed pronounced positive solvatochromism in polar solvent (in toluene, $\lambda_{em} = 476$ nm; in CH_3CN , $\lambda_{em} = 514$ nm, ESI†), indicating an excited state intramolecular charge transfer (ESICT) process. Notably, *P*-**3a** and *M*-**3a** appear strongly CPL active, giving emission maxima consistent with those observed in their fluorescence spectra. Under UV irradiation at 388 nm, for instance, *P*-**3a** and *M*-**3a** in acetonitrile gave complementary CPL spectra with large luminescence dissymmetry values of $|g_{lum}| = 5 \times 10^{-3}$ at 515 nm. Interestingly, despite having a different conjugation system, the vinyl-bearing compound **6** has the same luminescence dissymmetry factor ($|g_{lum}| = 4.9 \times 10^{-3}$) as ketone compound **3a**. However, in the case of **5** in which conjugation was interrupted due to the reduction of carbonyl, the luminescence dissymmetry factor decreased sharply ($|g_{lum}| = 1.7 \times 10^{-3}$) with the concomitant hypsochromic shift from 515 nm to 479 nm

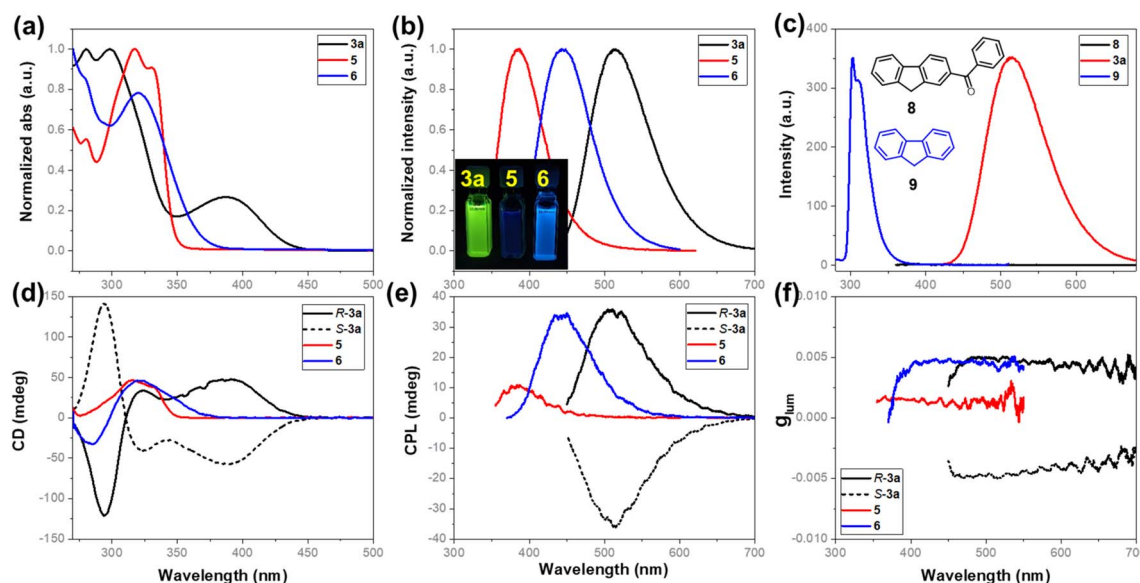


Fig. 2 (a) UV-vis and (b) fluorescence spectra of **3a**, **5**, and **6** in CH_3CN ; (c) fluorescence spectra of **3a** (2×10^{-5} M), **8** (2×10^{-5} M), and **9** (5×10^{-6} M) in CH_3CN ; (d) ECD and (e) CPL spectra of *P*-**3a**, *M*-**3a**, **5**, and **6** in CH_3CN (5×10^{-5} M); (f) luminescence dissymmetry factors g_{lum} of *P*-**3a**, *M*-**3a**, **5**, and **6**.

(Fig. 2e and f). These indicated that the post-modification on the inherently chiral calixarene skeleton, especially the tuning of conjugation of chromophores, could effectively regulate the chiroptical properties. It is worth addressing that benzoyl-substituted 9H-fluorene **8** and fluorene **9** show strikingly different photophysical properties. The former compound is not fluorescent at all due to probably a very fast intercrossing process while the latter emits fluorescence at 303 nm. The photophysical properties of compounds **3**, **5** and **6** therefore resulted from the deformed 9H-fluorene chromophore, suggesting that the regulation of conformation of chromophores by means of forming strained macrocycles would provide a new method to fine-tune the photophysical properties of conventional aromatic chromophores.

Conclusions

In conclusion, we have developed a new type of inherently chiral calixarene by the catalytic enantioselective transannular arene–arene dehydrogenative coupling reaction of calixarene derivatives. We have demonstrated that the 9H-fluorene-embedded inherently chiral calixarenes are useful scaffolds for the fabrication of CPL materials. The outcomes opened new opportunities for the design and synthesis of novel CPL materials based on the calixarene skeleton. The acknowledged versatile molecular recognition properties and the above-mentioned post-modification nature of calixarenes would render the resulting inherently chiral macrocycles a unique and lively chiroptical system.

Data availability

The authors declare that the data supporting the findings of this study are available within the paper and the ESI,[†] as well as from the authors upon request.

Author contributions

X. Z., S. T., and M. X. W. conceived and designed the experiments. X. Z. carried out the experiments. S. T., J. Z., and M. X. W. interpreted the results and co-wrote the manuscript.

Conflicts of interest

There are no conflicts to declare.

Acknowledgements

We thank the National Natural Science Foundation of China (21920102001 and 221711160) for financial support.

Notes and references

- 1 V. Böhmer, D. Kraft and M. Tabatabai, *J. Inclusion Phenom. Mol. Recognit. Chem.*, 1994, **19**, 17–39.
- 2 A. Dalla Cort, L. Mandolini, C. Pasquini and L. Schiaffino, *New J. Chem.*, 2004, **28**, 1198–1199.

- 3 A. Szumna, *Chem. Soc. Rev.*, 2010, **39**, 4274–4285.
- 4 G. E. Arnott, *Chem.–Eur. J.*, 2018, **24**, 1744–1754.
- 5 C. D. Gutsche, in *Calixarenes*, Royal Society of Chemistry, Cambridge, U.K., 1989.
- 6 P. Neri, J. L. Sessler and M.-X. Wang, in *Calixarenes and Beyond*, Springer International Publishing, Cham, 2016.
- 7 For selected reviews, see: (a) R. Kumar, A. Sharma, H. Singh, P. Suating, H. S. Kim, K. Sunwoo, I. Shim, B. C. Gibb and J. S. Kim, *Chem. Rev.*, 2019, **119**, 9657–9721; (b) M.-X. Wang, *Acc. Chem. Res.*, 2012, **45**, 182–195; (c) S. B. Nimse and T. Kim, *Chem. Soc. Rev.*, 2013, **42**, 366–386; (d) D.-S. Guo and Y. Liu, *Acc. Chem. Res.*, 2014, **47**, 1925–1934.
- 8 (a) V. Böhmer, L. Merkel and U. Kunz, *J. Chem. Soc., Chem. Commun.*, 1987, **1987**, 896–897; (b) L. Zetta, A. Wolff, W. Vogt, K.-L. Platt and V. Böhmer, *Tetrahedron*, 1991, **47**, 1911–1924.
- 9 J.-T. Li, L.-X. Wang, D.-X. Wang, L. Zhao and M.-X. Wang, *J. Org. Chem.*, 2014, **79**, 2178–2188.
- 10 (a) R. Arnecke, V. Böhmer, E. F. Paulus and W. Vogt, *J. Am. Chem. Soc.*, 1995, **117**, 3286–3287; (b) M. T. El Gihani, H. Heaney and A. M. Z. Slawin, *Tetrahedron Lett.*, 1995, **36**, 4905–4908; (c) R. Arnecke, V. Böhmer, S. Friebe, S. Gebauer, G. Krauss, I. Thondorf and W. Vogt, *Tetrahedron Lett.*, 1995, **36**, 6221–6224.
- 11 S.-Y. Li, Y.-W. Xu, J.-M. Liu and C.-Y. Su, *Int. J. Mol. Sci.*, 2011, **12**, 429–455.
- 12 M. J. McIlldowie and M. I. Ogden, *Supramol. Chem.*, 2010, **22**, 13–39.
- 13 Z.-X. Xu, C. Zhang, Z.-T. Huang and C.-F. Chen, *Org. Lett.*, 2008, **10**, 477–479.
- 14 K. Iwamoto, H. Shimizu, K. Araki and S. Shinkai, *J. Am. Chem. Soc.*, 1993, **115**, 3997–4006.
- 15 (a) S. A. Herbert and G. E. Arnott, *Org. Lett.*, 2009, **11**, 4986–4989; (b) S. A. Herbert and G. E. Arnott, *Org. Lett.*, 2010, **12**, 4600–4603.
- 16 P. C. B. Page, H. Heaney and E. P. Sampler, *J. Am. Chem. Soc.*, 1991, **113**, 6751–6752.
- 17 L. Hodson, K. J. Visagie, M.-P. Smith, L. Loots, D. Kuter, T. M. Snayer and G. E. Arnott, *Chem. Commun.*, 2021, **57**, 11045–11048.
- 18 (a) W.-Z. Zhang, H. Ma, G.-Y. Xiang, J. Luo and W.-S. Chung, *ChemistrySelect*, 2016, **1**, 2486–2491; (b) W.-Z. Zhang, K. Yang, S.-Z. Li, H. Ma, J. Luo, K.-P. Wang and W.-S. Chung, *Eur. J. Org. Chem.*, 2015, 765–774.
- 19 K. Ishibashi, H. Tsue, H. Takahashi and R. Tamura, *Tetrahedron: Asymmetry*, 2009, **20**, 375–380.
- 20 S. Tong, J.-T. Li, D.-D. Liang, Y.-E. Zhang, Q.-Y. Feng, X. Zhang, J. Zhu and M.-X. Wang, *J. Am. Chem. Soc.*, 2020, **142**, 14432–14436.
- 21 (a) O. Middel, Z. Greff, N. J. Taylor, W. Verboom, D. N. Reinhoudt and V. Snieckus, *J. Org. Chem.*, 2000, **65**, 667–675; (b) F. J. An, W.-Q. Xu, S. Zheng, S.-K. Ma, S.-Y. Li, R.-L. Wang and J.-M. Liu, *Eur. J. Org. Chem.*, 2016, **5**, 1012–1016; (c) W.-Q. Xu, W.-S. Liu, J.-X. Yan, S.-K. Ma, J. Guo, J.-M. Liu, R.-L. Wang and S.-Y. Li, *J. Org. Chem.*, 2016, **81**, 10683–10687.



- 22 M. Liu, L. Zhang and T. Wang, *Chem. Rev.*, 2011, **115**, 7304–7397.
- 23 For a recent review, see: O. Vyhivskyi, A. Kudashev, T. Miyakoshi and O. Baudoin, *Chem.–Eur. J.*, 2021, **27**, 1231–1257, and the references cited therein.
- 24 For selected related examples, see: (a) D.-W. Gao, Q. Yin, Q. Gu and S.-L. You, *J. Am. Chem. Soc.*, 2014, **136**, 4841–4844; (b) R. Deng, Y. Huang, X. Ma, G. Li, R. Zhu, B. Wang, Y.-B. Kang and Z. Gu, *J. Am. Chem. Soc.*, 2014, **136**, 4472–4475.
- 25 (a) J. Holub, V. Eigner, L. Vrzal, H. Dvořáková and P. Lhoták, *Chem. Commun.*, 2013, **49**, 2798–2800; (b) P. Slavík, M. Kohout, S. Böhm, V. Eigner and P. Lhoták, *Chem. Commun.*, 2016, **52**, 2366–2369; (c) P. Slavík, M. Krupička, V. Eigner, L. Vrzal, H. Dvořáková and P. Lhoták, *J. Org. Chem.*, 2019, **84**, 4229–4235.
- 26 For meta-functionalization of calixarenes, see: (a) O. Kundrat and P. Lhoták, in *Calixarenes and Beyond*, Springer International Publishing, Cham, 2016, pp. 43–73; (b) P. Lhoták, *Org. Biomol. Chem.*, 2022, **20**, 7377–7390.
- 27 Reactions involving 1,4-palladium migration have been extensively investigated, for selected reviews, see: (a) S. Ma and Z. Gu, *Angew. Chem., Int. Ed.*, 2005, **44**, 7512–7517; (b) A. Rahim, J. Feng and Z. Gu, *Chin. J. Chem.*, 2019, **37**, 929–945; (c) Selected examples of dehydrogenative coupling induced with *in situ* generated Pd(II) species, see: Q. Huang, A. Fazio, G. Dai, M. A. Campo and R. C. Larock, *J. Am. Chem. Soc.*, 2004, **126**, 7460–7461; (d) J. Zhao and R. C. Larock, *Org. Lett.*, 2005, **7**, 701–704; (e) Z.-Y. Gu, C.-G. Liu, S.-Y. Wang and S.-J. Ji, *Org. Lett.*, 2016, **18**, 2379–2382; (f) T. Piou, A. Bunescu, Q. Wang, L. Neuville and J. Zhu, *Angew. Chem., Int. Ed.*, 2013, **52**, 12385–12389; (g) A. Bunescu, T. Piou, Q. Wang and J. Zhu, *Org. Lett.*, 2015, **17**, 334–337.
- 28 The asymmetric version of 1,5-palladium migration is scarce, see: (a) J.-L. Han, Y. Qin, C.-W. Ju and D. Zhao, *Angew. Chem., Int. Ed.*, 2020, **59**, 6555–6560; (b) Y. Sato, C. Takagi, R. Shintani and K. Nozaki, *Angew. Chem., Int. Ed.*, 2017, **56**, 9211–9216.
- 29 K. Iwamoto, K. Araki and S. Shinkai, *J. Org. Chem.*, 1991, **56**, 4955–4962.
- 30 C. Li, M. Liu, N. G. Pschirer, M. Baumgarten and K. Müllen, *Chem. Rev.*, 2010, **110**, 6817–6855.
- 31 Molecular structure of rearrangement product **7** was confirmed by NMR spectroscopy and single crystal X-ray analysis of *rac-7*.

