

# Catalysis Science & Technology

Volume 10  
Number 9  
7 May 2020  
Pages 2683–3058

[rsc.li/catalysis](https://rsc.li/catalysis)



ISSN 2044-4761

**PAPER**

Yasushi Sekine, Emiel J. M. Hensen *et al.*  
Aromatization of ethylene over zeolite-based catalysts

## PAPER

[View Article Online](#)  
[View Journal](#) | [View Issue](#)Cite this: *Catal. Sci. Technol.*, 2020,  
10, 2774

## Aromatization of ethylene over zeolite-based catalysts†

Evgeny A. Uslamin,<sup>a</sup> Hikaru Saito,<sup>b</sup> Nikolay Kosinov,<sup>a</sup> Evgeny Pidko,<sup>†a</sup>  
Yasushi Sekine<sup>\*,b</sup> and Emiel J. M. Hensen<sup>\*,a</sup>

Light aromatic compounds (BTX: benzene, toluene and xylenes) represent an important class of building blocks in the chemical industry. Currently, light aromatics are obtained exclusively from fossil feedstock, whose utilization is associated with serious environmental concerns. Developing new routes for a more sustainable BTX production is, therefore, of high importance. In this work, aromatization of ethylene over well-defined metal-modified HZSM-5 zeolite catalysts is examined. The results show that modification of zeolite with gallium, zinc and silver leads to a significant increase in aromatics production. Metal species are responsible for catalysing dehydrogenation pathways with Ga being the most efficient for BTX production. Increasing temperature and ethylene partial pressure facilitate ethylene aromatization. Employing a combination of isotope labelling with a thorough characterization of zeolite-entrapped species by means of IR and MAS NMR spectroscopy provides evidence for the involvement of intra-zeolite aromatic hydrocarbon species in the catalytic cycle.

Received 19th October 2019,  
Accepted 4th January 2020

DOI: 10.1039/c9cy02108f

[rsc.li/catalysis](http://rsc.li/catalysis)

## 1. Introduction

Aromatics constitute an important class of chemical building blocks. Especially, benzene, toluene and xylenes (BTX) are pivotal for the manufacture of many plastics and fine chemicals. Currently, BTX are mainly obtained as by-products of naphtha cracking to light olefins. The abundance of cheap natural gas feedstock, which usually contains an appreciable amount of ethane, prompts chemical producers to change the feed of crackers from naphtha to ethane, which leads to a decreased aromatics supply from the traditional naphtha cracking route.<sup>1,2</sup> As a consequence, there is a growing need to convert light paraffins to aromatics *via* catalytic dehydrogenation processes.

Over the last decades, zeolites have evolved as workhorses of the chemical industry, widely used in various hydrocarbon transformations.<sup>3–5</sup> Zeolite ZSM-5 (MFI) is the preferred solid acid for the aromatization of ethane, propane and other short-chain hydrocarbons.<sup>6,7</sup> Typically, ZSM-5-based catalysts

are modified with metals to promote the alkane dehydrogenation. The most active and extensively investigated catalysts are ZSM-5 zeolites modified with zinc,<sup>8,9</sup> gallium<sup>10</sup> and silver,<sup>11</sup> whose catalytic behaviour has been the subject of numerous experimental and computational studies published in the last few decades.<sup>6,12–14</sup> Most of the works focused on unravelling the C–H activation mechanism<sup>15,16</sup> and the associated promotion of the dehydrogenation function by metals, whereas the subsequent aromatization steps were studied to a much lesser extent. It is commonly assumed that the overall process proceeds through a bifunctional mechanism, where the transition metal species are responsible for the dehydrogenation of alkanes to produce olefins, which are then converted to aromatics over the Brønsted acid sites (BAS).<sup>17</sup> Although experimental findings point to an important role of the transition metal cations in the secondary conversion of unsaturated hydrocarbons,<sup>18</sup> the role in the aromatization network is much less understood. The aromatization involves a complex networks of elementary processes such as the oligomerization to higher olefins and their cracking, cyclization and further dehydrogenation to produce aromatic compounds.<sup>12</sup> Such a bifunctional mechanism has been supported by several detailed kinetic studies on HZSM-5 (ref. 19) and Zn/HZSM-5 (ref. 20) catalysts.

Most current mechanistic proposals discuss the role of the zeolite in terms of the BAS and dispersed (cationic) metal species inside the zeolite pores. Recently, an alternative

<sup>a</sup> Laboratory of Inorganic Chemistry and Catalysis, Department of Chemical Engineering and Chemistry, Eindhoven University of Technology, PO Box 513, 5600 MB Eindhoven, The Netherlands. E-mail: e.j.m.hensen@tue.nl

<sup>b</sup> Department of Applied Chemistry, Waseda University, 3-4-1, Okubo, Shinjuku, Tokyo 169-8555, Japan. E-mail: ysekine@waseda.jp

† Electronic supplementary information (ESI) available. See DOI: 10.1039/c9cy02108f

\* Present address: Inorganic Systems Engineering group, Department of Chemical Engineering, Delft University of Technology, Van der Maasweg 9, 2629 HZ, Delft, The Netherlands.



picture emphasizing the importance of confined reactive organic intermediates for different zeolite-catalyzed conversion processes has been gaining growing experimental and theoretical support.<sup>21–24</sup> Such processes as the MTO (methanol-to-olefins),<sup>25</sup> dehydroaromatization of methane<sup>26</sup> and the aromatization of furanics<sup>27</sup> are thought to proceed *via* a hydrocarbon pool-type mechanism.<sup>28</sup> Similar proposals involving radical- and carbocation-type polyaromatic species as the catalytic sites have also been put forward for ethanol dehydration/aromatization reaction over HZSM-5.<sup>29–31</sup> The formation of the hydrocarbon pool species in these processes is commonly associated with the intermediate formation and subsequent oligomerization and dehydrocyclization of unsaturated intermediates. One can therefore propose that similar mechanisms can manifest themselves during the dehydroaromatization of light alkanes over metal-exchanged zeolites.

This work reports a detailed catalytic and mechanistic analysis of ethylene aromatization by HZSM-5 zeolites modified with Ag, Ga and Zn. The influence of metal loading, ethylene partial pressure and temperature were investigated. The addition of a metal function leads to an increased aromatics selectivity, although it also causes a more rapid catalyst deactivation due to enhanced coke deposition rate. The differences in catalytic performance of promoted zeolites can be associated with changes in the rate of dehydrogenation. The dehydrogenation activity increases in the order Ga < Zn < Ag. Ga-Modified HZSM-5 catalysts were found to be preferred for ethylene aromatization. The dehydrogenation and hydrogen transfer reactions demonstrate a strong dependence on the reaction conditions such as reactant partial pressure and temperature. Temperature-programmed IR and <sup>13</sup>C MAS NMR spectroscopy studies together with the isotopic labelling results suggest that zeolite-entrapped aromatic hydrocarbon species are involved in the catalytic cycle.

## 2. Experimental

### 2.1. Catalyst preparation

The proton form of zeolite ZSM-5 was obtained by calcining commercial NH<sub>4</sub>ZSM-5 zeolite (Si/Al = 20, Alfa Aesar) at 550 °C for 5 h. HZSM-5 supported gallium, zinc and silver catalysts were prepared *via* incipient wetness impregnation of the proton form of ZSM-5 zeolite with aqueous solutions of Ga(NO<sub>3</sub>)<sub>3</sub> (Alfa Aesar, 99.9% metal based), Zn(NO<sub>3</sub>)<sub>2</sub> (Merck, 99.9% metal based) and AgNO<sub>3</sub> (Merck, ≥99.0%), respectively. The concentration was adjusted to achieve metal loadings of 1.4 wt% Ga, 1.3 wt% Zn and 2.2 wt% Ag. This corresponds to an atomic M/Al ratio of 0.25. Additional Ga samples were prepared with Ga/Al ratios of 0.1 and 0.5. The exact loading of the metal precursors used in the preparation are summarized in Table S1.† As-prepared samples were dried overnight at 110 °C and calcined at 550 °C for 5 h under static air. Then the zeolites were sieved to obtain a fraction with a particle size in a range of 250–500 μm.

To promote solid-state ion exchange, Ga/HZSM-5 and Zn/HZSM-5 samples were subjected to a reductive treatment in hydrogen following a procedure described elsewhere.<sup>32</sup> The sieved catalyst was loaded into a quartz tube, and then reduced in a fixed bed reactor at 550 °C for 5 h in a flow of 33 vol% H<sub>2</sub> in He.

The resulting samples are denoted as xM/HZSM-5, where M represents the metal loaded onto the zeolite and x – the atomic M/Al ratio. For example, 0.25Ga/ZSM-5 stands for Ga-containing HZSM-5 with a Ga/Al ratio of 0.25.

### 2.2. Catalyst characterization

The elemental composition (Si/Al ratio and metal content) of the zeolite catalysts was determined by ICP-OES (Spectro CIROS CCD ICP optical emission spectrometer). Prior to analysis, the zeolite samples were dissolved in a 1:1:1 (by weight) mixture of HF (Merck, 40% for trace analysis), HNO<sub>3</sub> (Merck, 65% for trace analysis) and H<sub>2</sub>O (18.2 MΩ cm).

The crystallinity of the zeolite samples was determined by powder X-ray diffraction (XRD). XRD measurements were performed on a Bruker D2 powder diffraction system (Cu Kα radiation, scan speed 0.01° s<sup>−1</sup>, 2θ range 5–60°). The relative crystallinity was normalized to the same weight of a parent HZSM-5 by comparing the integral areas of the reflections (Miller indices in parentheses) at 23.1° (051), 23.3° (501), 23.7° (511), 24.0° (033), and 24.4° (313).

<sup>1</sup>H magic angle spinning nuclear magnetic resonance (MAS NMR) spectra were measured using a 11.7 Tesla Bruker DMX500 NMR spectrometer operating at 500 MHz. The experiments were performed using a Bruker Triple Channel 4 mm MAS probe head spinning at 10 kHz. <sup>1</sup>H MAS NMR spectra were recorded with a Hahn-echo pulse sequence *p1*–*τ1*–*p2*–*τ2*–*aq* with a 90° pulse *p1* = 5 μs and a 180° pulse *p2* = 10 μs. The inter-scan delay was set to 120 s for quantitative measurements. Quantitative <sup>13</sup>C MAS NMR spectra were measured with a high power proton decoupling Hahn-echo pulse sequence *p1*–*τ1*–*p2*–*τ2*–*aq* with a 90° pulse *p1* = 5 μs and a 180° pulse *p2* = 10 μs with an interscan delay of 20 s. One-dimensional <sup>13</sup>C{<sup>1</sup>H} cross-polarization (CP) MAS and two-dimensional <sup>1</sup>H–<sup>13</sup>C{<sup>1</sup>H} heteronuclear correlation (HETCOR) spectra were recorded with a ramped contact pulse of 3 ms and an interscan delay of 3 s. During the acquisition the <sup>1</sup>H heteronuclear decoupling was applied using the *spinal-64* pulse scheme.

Adsorption capacity and textural properties of the zeolites were evaluated by Ar porosimetry at −186 °C using a Micromeritics ASAP2020 machine. Prior to measurements, the samples were degassed at 500 °C under evacuation. The micropore volume was determined by the *t*-plot method in a thickness range from 3.5 Å to 4.5 Å.

The coke content and the combustion properties of the coke in used catalysts were determined using a Mettler Toledo TGA/DSC 1 instrument. Typically, an amount of 15 mg of catalyst was placed in an alumina crucible and heated to 750 °C at a rate of 10 °C min<sup>−1</sup> in an O<sub>2</sub>/He flow. The coke





content ( $\text{g g}_{\text{cat}}^{-1}$ ) was calculated as the weight loss in the range 450–750 °C normalized by the original weight of the sample.

### 2.3. Catalytic activity measurements

Catalytic activity measurements were carried out in a fixed-bed quartz reactor (i.d. 3 mm) operated at atmospheric pressure. In a typical experiment, the sieved catalyst (100 mg) was charged into the reactor and heated in an  $\text{O}_2$  flow (20 vol% in He) to 550 °C at a rate of 5 °C  $\text{min}^{-1}$ . After the pretreatment, the temperature of the reactor was set to the desired target value and the reactor was purged with He. The gases were metered into the reactor using mass flow controllers (Brooks® Instruments). For activity measurements at different ethylene partial pressures, the ethylene flow was varied whilst keeping the total gas flow constant. The reactor outlet was connected to a gas chromatograph (GC, Thermo Trace 1300) and mass spectrometer (MS, Pfeiffer Omnistar GSD 301 T3) system *via* a heated transfer line. The GC was equipped with two columns and detectors. A TCD with an RT-Q-Bond column (length 20 m; i.d. 0.32 mm; film thickness 10  $\mu\text{m}$ ) was used for the analysis of the light reaction products. Light aromatics and heavier products, including substituted naphthalenes, were analysed on a Stabilwax-DB column (length 30 m; i.d. 0.25 mm; film thickness 0.25  $\mu\text{m}$ ) coupled with an FID.

Ethylene conversion and carbon selectivity to each product are defined as follows:

$$\text{Ethylene conversion(\%)} = \left(1 - \frac{p_{\text{C}_2\text{H}_4}^{\text{outlet}}}{p_{\text{C}_2\text{H}_4}^{\text{inlet}}}\right) \times 100\%$$

$$\text{Selectivity to each product(\%)} = \frac{n \cdot p_{\text{C}_n}}{\sum n \cdot p_{\text{C}_n}} \times 100\%$$

Herein,  $n$  and  $p$  denote the number of carbon atoms and partial pressure of the hydrocarbons, respectively. Analysed products include  $\text{CH}_4$ ,  $\text{C}_2\text{H}_4$ ,  $\text{C}_3$ ,  $\text{C}_4$ ,  $\text{C}_5$ , benzene, toluene, ethylbenzene, xylenes, naphthalene and methylnaphthalene.

### 2.4. IR and TPR-IR experiments

IR spectroscopy of adsorbed species was carried out using a Bruker Vertex 70v Fourier-Transform IR spectrometer in the 4000–1000  $\text{cm}^{-1}$  range. First, a zeolite sample was pressed into a self-supporting wafer (5–10 mg, diameter 13 mm), which was then placed in an environmental transmission IR cell. Samples were first pre-treated in an  $\text{O}_2/\text{N}_2$  flow at 550 °C (heating rate 5 °C  $\text{min}^{-1}$ ), followed by cooling in dynamic vacuum of *ca.*  $10^{-5}$  mbar.

For IR spectroscopy of adsorbed ethylene, the sample was cooled to 50 °C. Then, an ethylene flow (10 kPa in He) was admitted to the IR cell, whilst recording IR spectra. For the *in situ* temperature programmed IR (TPR-IR) experiment, the sample was held in an ethylene flow for 60 min followed by

heating to 550 °C at a rate of 5 °C  $\text{min}^{-1}$  in the closed cell. IR spectra were recorded every 2 min.

### 2.5. Isotope labelling experiments

$^{13}\text{C}$ -Ethylene ( $^{13}\text{C}_2\text{H}_4$ , Eurisotop, 98%; 99%  $^{13}\text{C}$ ) was used for isotope reaction experiments. Prior to these experiments, the zeolite catalyst was pre-calcined at 550 °C in a flow of 20 vol%  $\text{O}_2$  in He. The aromatization reaction was run for 30 min at 500 °C in 4 different modes: (i) in pure  $^{12}\text{C}$ -ethylene, (ii) in  $^{12}\text{C}$ -ethylene followed by a switch to  $^{13}\text{C}$ -ethylene, (iii) in  $^{13}\text{C}$ -ethylene followed by a switch to  $^{12}\text{C}$ -ethylene and (iv) in pure  $^{13}\text{C}$  ethylene. In modes (ii) and (iii), the switches were done after 15 min on stream. To minimize the gas-phase hold-up in the system, the reactor was filled with SiC and all connections were made of 1/16" stainless-steel capillaries. The dead time of the system was monitored by adding an Ar tracer (5 vol%) to the feed gas mixture. Additional isotopic labelling experiments were carried out in an equimolar mixture of  $^{13}\text{C}$ - and  $^{12}\text{C}$ -ethylene at different temperatures (300 °C, 400 °C and 500 °C) maintaining a total partial pressure of ethylene of 10 kPa. The isotopic composition of the reaction products was followed with an online MS system (Pfeiffer Omnistar GSD 301 T3) connected to the reaction outlet *via* a heated transfer line. To estimate the  $^{13}\text{C}/^{12}\text{C}$  exchange degree between ethylene isotopologues, the corresponding  $m/z$  signals at 28, 29 and 30 were analysed and compared to the reaction runs under the same conditions with pure  $^{12}\text{C}$  and  $^{13}\text{C}$  ethylene feeds.

## 3. Results and discussion

### 3.1. Catalyst characterization

To compare the effect of different metals on the catalytic performance, we prepared samples with an equal molar amount of metal ( $\text{M} = \text{Ag}, \text{Ga}, \text{Zn}$ ) with respect to the Al content ( $\text{M}/\text{Al} = 0.25$ ). Different methods were used to introduce the metals into the zeolites. For Ag, we employed incipient wetness impregnation.<sup>11</sup> In this way, a large fraction of BAS can be replaced by  $\text{Ag}^+$  ions. Solvated  $\text{Zn}^{2+}$  and  $\text{Ga}^{3+}$  ions cannot enter the micropores of zeolite ZSM-5 because of their large ionic radii. Therefore, incipient wetness impregnation followed by a reductive treatment in  $\text{H}_2$  was applied. Such treatment results in Zn and Ga species dispersed inside the zeolite pores.<sup>32,33</sup> The catalyst characterization data are summarized in Table 1.

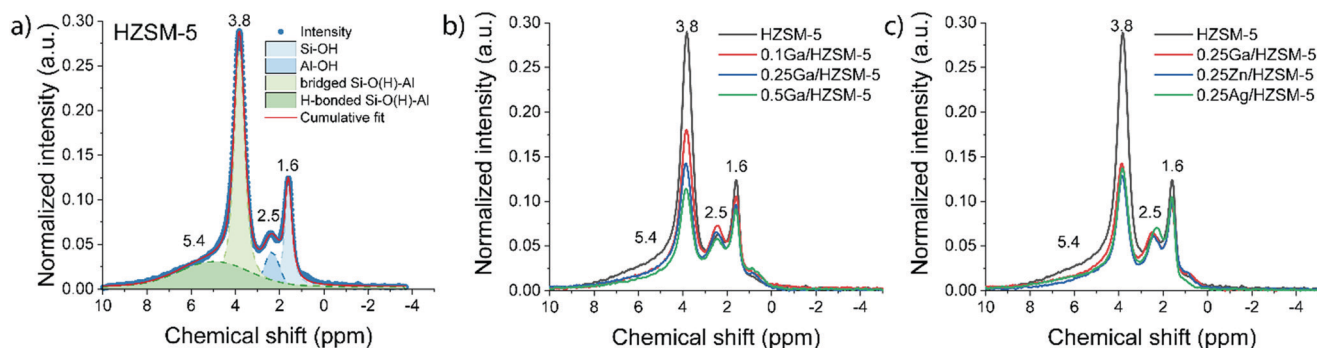
ICP elemental analysis show that the obtained metal content corresponds to the targeted loading for all samples. According to XRD, the main phase present in the modified zeolites was ZSM-5 zeolite without indication of aggregated forms of the added metals or metal oxides (XRD data are shown in Fig. S1†). Ar physisorption results show that all metal-modified zeolites remain highly microporous and exhibit only minor changes in textural properties with respect to the parent zeolite (physisorption isotherms in Fig. S2†). A decrease in the microporous volume is noted for the samples with higher Ga loading.



**Table 1** Physico-chemical properties of zeolite catalysts

Catalyst	$S_{\text{total}}$ , $\text{m}^2 \text{g}^{-1}$	$S_{\text{micro}}$ , $\text{m}^2 \text{g}^{-1}$	$S_{\text{external}}$ , $\text{m}^2 \text{g}^{-1}$	$V_{\text{micro}}$ , $\text{cm}^3 \text{g}^{-1}$	Metal amount, $\mu\text{mol}$ $\text{g}^{-1}$	M/Al molar ratio	Exchange degree, <sup>a</sup> %	Exchanged M/BAS
HZSM-5	398	322	76	0.12	0	0	0	0
0.1Ga/HZSM-5	347	297	50	0.11	83	0.09	35	0.32
0.25Ga/HZSM-5	227	192	34	0.07	181	0.21	44	0.56
0.5Ga/HZSM-5	250	211	39	0.08	385	0.44	59	0.91
0.25Zn/HZSM-5	368	323	45	0.12	198	0.24	45	0.45
0.25Ag/HZSM-5	376	331	45	0.12	190	0.24	47	0.53

<sup>a</sup> Determined by the fractional occupation of initial BAS by metal ions as probed by  $^1\text{H}$  NMR spectroscopy  $(\text{BAS}_{\text{initial}} - \text{BAS})/\text{BAS}_{\text{initial}}$ .



**Fig. 1**  $^1\text{H}$  MAS NMR spectra of a) parent HZSM-5; b) xGa/HZSM-5 and c) 0.25Ga/HZSM-5, 0.25Zn/HZSM-5 and 0.25Ag/HZSM-5 as compared to the parent HZSM-5 zeolite. The peaks with a chemical shift of 3.8 ppm and 5.4 ppm correspond to isolated and H-bonded bridged Si-O(H)-Al respectively. The signals at 2.5 ppm and 1.6 ppm are assigned to extra-framework Al-OH and Si-OH groups, respectively.

Zeolite samples were further characterized by solid-state  $^1\text{H}$  MAS NMR spectroscopy. Fig. 1a shows the  $^1\text{H}$  MAS NMR spectrum of the parent HZSM-5 zeolite. A signal at 1.6 ppm is attributed to silanol Si-OH groups, a weak signal at 2.5 ppm to Al-OH groups to extra-framework aluminium species, while a signal at 3.8 ppm and a broad signal at 5.4 ppm are related to bridged Si-O(H)-Al groups, which are either isolated or interact with neighbouring hydroxyl groups or framework oxygen atoms, respectively.<sup>34</sup>

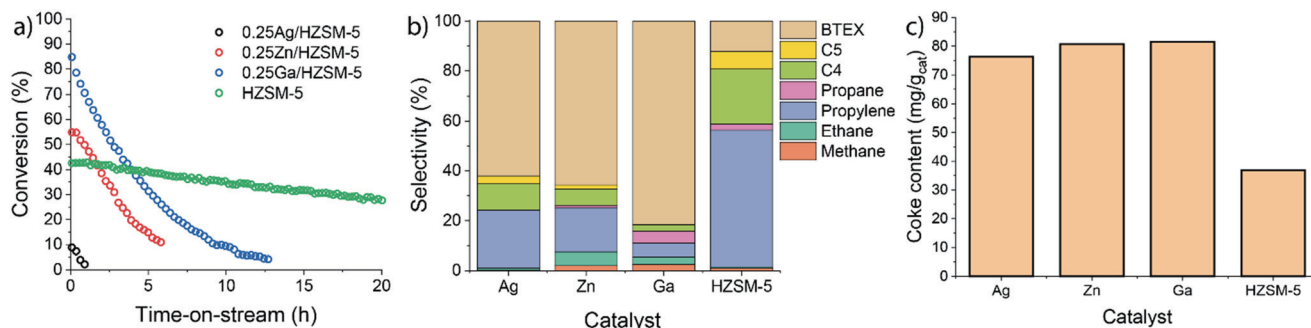
Zeolite modification with more Ga resulted in a gradual decrease in BAS concentration ( $^1\text{H}$  MAS NMR spectra are shown on Fig. 1b). The ratio of the amount of Ga atom per BAS exchanged varies with Ga content and increases from 0.32 for 0.1Ga/HZSM-5 to 0.56 for 0.25Ga/HZSM-5 and 0.91 for 0.5Ga/HZSM-5. This trend can be ascribed to the formation of different cationic Ga-oxo complexes as earlier reported.<sup>32</sup> The data show that the BAS exchange degree was found to be almost the same for all 0.25 M/HZSM-5 samples (Fig. 1c). For all three metals, about two equivalents of BAS were exchanged by one metal atom, indicative of the formation of extra-framework cationic species with a “+2” charge. This stoichiometry is typical for Zn- and Ga-modified HZSM-5. It has been reported that Zn tends to form  $\text{Zn}^{2+}$  species stabilized by two bridged hydroxyls, which are in close proximity. The formation of  $\text{Zn}^{2+}$  species is therefore favoured at relatively low Zn loading ( $\text{M}/\text{Al} < 0.5$ ) and low Si/Al ratio of zeolite.<sup>35</sup> For Ga, formation of clustered species of  $(\text{Ga}_2\text{O})_{2x}^{2x+}$  stoichiometry is anticipated.<sup>32,36,37</sup> However, the obtained exchange value is not the typically expected one for

Ag, for which formation of single atom  $\text{Ag}^+$  sites is most likely.<sup>38</sup> The latter discrepancy might be explained by the partial removal of framework Al followed by formation of extra-framework Al species as indicated by the increasing  $^1\text{H}$  NMR signal at 2.5 ppm. This could influence the observed BAS concentration. Thus, Ga-modified ZSM-5 with a loading in the  $\text{Ga}/\text{Al} = 0.1$ –0.5 range and Ag- and Zn-modified ZSM-5 with a metal loading of  $\text{M}/\text{Al} = 0.25$  were successfully prepared. Importantly, the BAS exchange degree for different metals is similar (*ca.* 45%) at the M/Al ratio of 0.25, which makes a direct comparison in ethylene aromatization possible.

### 3.2. Influence of metal promotion on ethylene aromatization

Ethylene aromatization was carried out at 500 °C and the ethylene partial pressure was set at 10 kPa (WHSV 3.75  $\text{g g}_{\text{cat}}^{-1} \text{h}^{-1}$ ). The conversion of ethylene and the product distribution profiles are shown in Fig. 2. In all cases, the catalysts deactivate due to coke deposition. For the parent HZSM-5 zeolite, the ethylene conversion, which was initially 43%, decreased nearly linearly over the course of the reaction, reaching 30% after 20 h. For Ag-, Zn- and Ga-modified zeolite, the initial ethylene conversions were 10%, 55% and 85%, respectively. Both Zn and Ga catalysts deactivate faster than HZSM-5. Although Ag-modified ZSM-5 exhibited a significantly lower activity (initially 10% ethylene conversion), it became inactive already after 2 h on stream. For all catalysts, ethylene was predominantly converted to a





**Fig. 2** (a) Conversion of ethylene as a function of time-on-stream; (b) the initial product distribution in the reaction of ethylene on parent and metal-modified 0.25 M/HZSM-5 zeolites measured after 15 min time-on-stream; (c) total coke content in used catalyst samples measured with TGA (reaction conditions: 500 °C, atmospheric pressure; ethylene partial pressure 10 kPa; carrier flow 50 mL min<sup>-1</sup> He, WHSV = 3.75 h<sup>-1</sup>).

mixture of aromatic and aliphatic hydrocarbons. The product distribution is shown in Fig. 2b. HZSM-5 produces mostly propylene and C<sub>4</sub>–C<sub>5</sub> hydrocarbons. In contrast, the fraction of aromatic products is significantly increased for the 0.25 M/HZSM-5 zeolites. The highest aromatic selectivity of 80% is achieved with the Ga-modified catalyst.

The carbonaceous deposits on the used catalysts were then characterized using thermogravimetric analysis (TGA and DTG profiles shown in Fig. S3†). Despite the differences in the rates of deactivation, the coke content and its combustion properties (a single peak at 600 °C in the DTG profile) were similar for all 0.25 M/HZSM-5 catalysts. The lower coke content of used HZSM-5 is in line with the lower rate of deactivation of this sample.<sup>39</sup> The peak at 150 °C is associated with water desorption. It is important to note that the overall coke selectivity for Zn/HZSM-5 and Ag/HZSM-5 are much higher than on Ga/HZSM-5 and HZSM-5. These results suggest that under the applied conditions coke is much faster deposited on Zn/HZSM-5 and Ag/HZSM-5 than on Ga/HZSM-5.

To further elucidate the effect of Ga modification, the influence of Ga content on the catalytic performance was investigated. The data in Fig. 3 demonstrate that the rate of deactivation increased with Ga content. Extrapolated initial

deactivation rates expressed as the rate at which the conversion decreased ranged from 0.8% C<sub>loss</sub> h<sup>-1</sup> for HZSM-5 to 7, 12 and 25% C<sub>loss</sub> h<sup>-1</sup> for the Ga/HZSM-5 samples with increasing Ga loading. Despite this substantial impact of Ga content on the deactivation rate, the changes observed in the reaction product distribution for the catalysts are relatively small (Fig. 3b).

The modification of zeolite with Ag, Zn and Ga resulted in a significant increase in the aromatic selectivity, which suggests that these species play an important role in ethylene conversion. While the formation of higher olefins can be attributed to the oligomerization of ethylene catalysed by BAS, formation of paraffins and aromatics (including coke) is related to dehydrogenation and hydrogen transfer processes.<sup>40,41</sup> The low yield of saturated hydrocarbons indicates that the main pathway to form aromatics is dehydrogenation. Dehydrogenation can be catalysed by both BAS and Lewis acidic sites.<sup>16</sup> However, the activity of BAS in ethylene activation is not so high (Fig. 2(a)), presumable because it involves formation of a primary carbenium cation resulting in a less stable activation state. The overall dehydrogenation activity increases in the order H < Ga < Zn < Ag, where Ga demonstrates the highest activity for the production of aromatics.



**Fig. 3** (a) Ethylene conversion as a function of time-on-stream and (b) initial product selectivity in ethylene aromatization reaction on the various Ga/HZSM-5 zeolites. The initial deactivation rates are given as % conversion loss per h (%C h<sup>-1</sup>) (reaction conditions: 500 °C; atmospheric pressure; ethylene partial pressure 10 kPa; carrier flow 50 mL min<sup>-1</sup> He, WHSV = 3.75 h<sup>-1</sup>).



### 3.3. Influence of temperature

To better understand the mechanistic details of ethylene aromatization reaction, the influence of the reaction temperature (300–650 °C) on the catalytic performance of HZSM-5 and 0.25Ga/HZSM-5 was compared. Ethylene conversion and the reaction products distribution are shown in Fig. 4.

Ga/HZSM-5 displays substantially higher aromatics selectivity than HZSM-5 in a wide temperature range. While HZSM-5 is mostly selective to propylene and C<sub>4</sub>–C<sub>5</sub> olefins below 550 °C, the BTX selectivity is already close to 50% at 400 °C for Ga/HZSM-5. At higher temperatures, high dehydrogenation rates are manifested in a substantial increase in aromatics formation. The reaction pathways involving hydrogen transfer are also enhanced at increased temperature as follows from an increased production of saturated products such as ethane. However, the relatively low amount of these saturated products indicates that the contribution of this pathway is limited. Nearly identical conversion rates and product distributions observed for the two catalysts at 300 °C suggest that Ga-species are not active below 350 °C. For both catalysts, the conversion increased from 300 °C to 400 °C and then gradually decreased. The decreasing conversion at higher temperature can be understood within the framework of an oligomerization/cracking mechanism. The lower pore occupancy with ethylene at higher temperature results in a decreased rate of formation of oligomers and subsequent reaction products. An alternative explanation is that the reaction involves a set of aromatic intermediates, as previously demonstrated for methanol and ethanol conversion on zeolites.<sup>21–24,31</sup> In such a case, the apparent ethylene conversion would involve alkylation/dealkylation processes of the intermediate aromatic species.<sup>29,30,42</sup> This hypothesis was evaluated by (i) studying the influence of ethylene partial pressure and (ii) performing isotope labelling experiments to follow the intrinsic activation of ethylene molecules.

The influence of ethylene partial pressure was studied for HZSM-5 at 500 °C for different ethylene feed compositions

( $p_{\text{ethylene}} = 10 \text{ kPa}$ , 20 kPa and 30 kPa corresponding to WHSV values of 3.75 h<sup>−1</sup>, 7.5 h<sup>−1</sup>, and 11.25 h<sup>−1</sup>). The catalytic results summarized in Fig. 5 reveal a strong influence of the ethylene partial pressure on the conversion and the product distribution.

The initial ethylene conversion increased from 43% at 10 kPa of ethylene to 80% and 85% at 20 kPa and 30 kPa, respectively. Besides an increase in ethylene conversion, we observed a difference in the deactivation behaviour. Deactivation rates increased at higher ethylene partial pressure. Especially at longer reaction times, a strong deactivation rate was observed after ~17 h for the 20 kPa experiment and after ~4 h for the 30 kPa experiment. We explain these differences by a higher rate of (bimolecular) hydrogen transfer reactions at higher reactant partial pressure, as also evidenced by the substantial increase in the propane selectivity. In contrast, at lower reactant partial pressure the dominant pathway is ethylene oligomerization followed by cracking. Overall, the conversion of ethylene over HZSM-5 has a positive order with respect to ethylene. Therefore, a lower pore occupancy (due to a decrease in adsorption) of ethylene with increasing temperature can explain the decreasing conversion (Fig. 5).

Next, isotope labelling experiments were carried out, where a feed composed of an equimolar mixture of <sup>13</sup>C- and <sup>12</sup>C-ethylene was used. The rate of isotope exchange resulting in the formation of a mixed H<sub>2</sub><sup>13</sup>C=<sup>12</sup>CH<sub>2</sub> ethylene can be directly related to C=C bond cleavage in ethylene and recombination. The results of these scrambling experiments show that the isotope exchange rate between <sup>12</sup>C- and <sup>13</sup>C-ethylene feeds significantly increased when the temperature was raised from 300 °C to 500 °C (MS data and estimated carbon isotope exchange rate shown in Fig. 6). This is a clear indication that the intrinsic activation of ethylene is enhanced at higher temperature, while the apparent conversion is lower due to a higher ethylene selectivity of hydrocarbon pool processes.

The results obtained suggest that hydrogen transfer reactions during ethylene conversion are catalysed exclusively

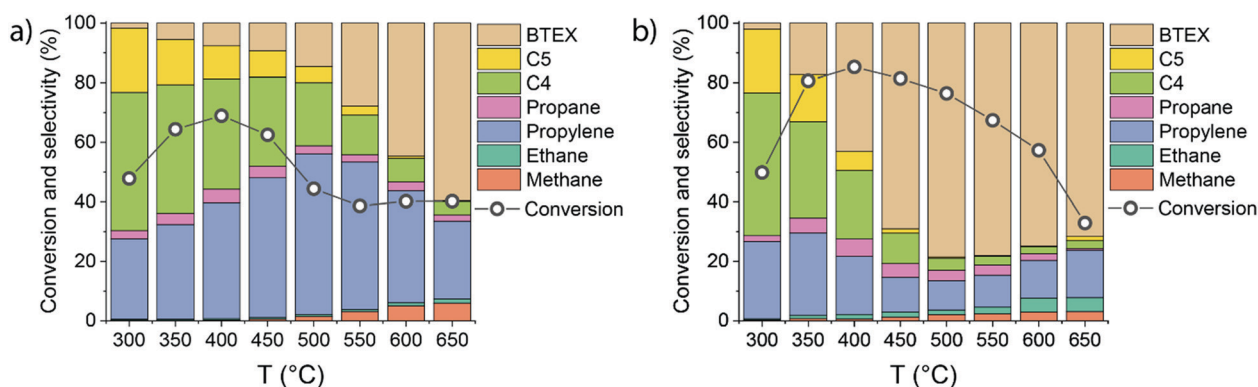


Fig. 4 Influence of temperature on the initial ethylene conversion (measured after 15 min time-on-stream) and the product distribution during ethylene conversion over (a) HZSM-5 and (b) 0.25Ga/HZSM-5 zeolites (reaction conditions: 500 °C; atmospheric pressure; ethylene partial pressure 10 kPa; carrier flow 50 mL min<sup>−1</sup> He, WHSV = 3.75 h<sup>−1</sup>).





Fig. 5 Influence of ethylene partial pressure on (a) ethylene conversion and (b) initial product distribution for ethylene conversion over HZSM-5 measured after 15 minutes time-on-stream (reaction conditions:  $T = 500\text{ }^{\circ}\text{C}$ ; atmospheric pressure; carrier flow  $50\text{ mL min}^{-1}\text{ He}$ ).

by BAS and enhanced by higher temperature. The observation that the apparent conversion of ethylene decreases with temperature can be explained to a decreasing ethylene occupancy of the zeolite pores and an increasing selectivity of hydrocarbon pool processes in which intermediates are converted to ethylene, as indicated by the positive ethylene reaction order and faster rate of isotope recombination, respectively. With respect to the involvement of a pool of

hydrocarbon intermediates, we investigated their formation and evolution by IR and  $^{13}\text{C}$  NMR spectroscopy.

### 3.4. Structure and role of intra-zeolite species

To determine the structure of intra-zeolitic hydrocarbon species formed during the ethylene conversion reaction, *in situ* TPD-IR measurements were performed. Pre-calcined HZSM-5 and 0.25Ga/HZSM-5 zeolites were exposed to 10 kPa of ethylene in He at a temperature of  $50\text{ }^{\circ}\text{C}$ . Fig. 7 shows the evolution of IR spectra in time upon the interaction of the catalysts with ethylene during the adsorption at  $50\text{ }^{\circ}\text{C}$ . Then, the IR cell was closed and heated to  $500\text{ }^{\circ}\text{C}$  at a rate of  $5\text{ }^{\circ}\text{C min}^{-1}$  in this atmosphere, while recording IR spectra at regular intervals. The TPD-IR profiles are shown in Fig. 8. During the adsorption step, a gradual disappearance of the band at  $3610\text{ cm}^{-1}$  related to BAS can be observed for both catalysts. Interaction of the adsorbed species with BAS is manifested in the formation of a broad band of disturbed BAS at around  $3300\text{--}3600\text{ cm}^{-1}$ . Unfortunately, due to the high zeolite framework absorbance at  $\sim 1100\text{ cm}^{-1}$  (due to  $\nu(\text{Si-O})$  vibrations) it was not possible to directly observe the alkoxy-species. Such species would give rise to stretching  $\nu(\text{C-O})$  vibrations in the  $1055\text{--}1175\text{ cm}^{-1}$  range. New bands are visible in the C-H stretching ( $3200\text{--}2800\text{ cm}^{-1}$ ) and C-H bending ( $1800\text{--}1300\text{ cm}^{-1}$ ) regions. Other bands due to ethylene in the gas phase, *i.e.*  $3104\text{ cm}^{-1}$  ( $\nu_{\text{asym}}\text{CH}_2$ ) and  $2990\text{ cm}^{-1}$  ( $\nu_{\text{sym}}\text{CH}_2$ ), were also observed. Upon adsorption, only minor differences are observed for the HZSM-5 and 0.25Ga/HZSM-5 samples. There are small differences in the intensities in the C-H stretching region (features at  $2937\text{ cm}^{-1}$  and  $2935\text{ cm}^{-1}$ ) and C-H bending regions ( $1469\text{ cm}^{-1}$ ,  $1444\text{ cm}^{-1}$  and  $1419\text{ cm}^{-1}$ ). As the wavenumbers of these bands are not affected by the presence of Ga, these changes can be ascribed to slight differences in the structure of oligomeric species, such as the length of oligomers and the degree of branching.

The decomposition of the occluded oligomeric species was followed by *in situ* TPD-IR experiments. The assignment of the IR bands observed is collected in Table 2. A gradual



Fig. 6 Influence of temperature on ethylene isotope exchange rate during ethylene conversion on HZSM-5: (a) MS signal at mass numbers corresponding to ethylene isotopologues ( $^{12}\text{C}_2\text{H}_4 - m/z\ 28$ ;  $\text{H}_2^{12}\text{C}-^{13}\text{CH}_2 - m/z\ 29$ ;  $^{13}\text{C}_2\text{H}_4 - m/z\ 30$ ); (b) estimated isotope exchange degree calculated as  $100 \times \text{H}_2^{12}\text{C}-^{13}\text{CH}_2 / 0.5 \times (\text{H}_2^{12}\text{C}-^{12}\text{CH}_2 + \text{H}_2^{12}\text{C}-^{13}\text{CH}_2 + \text{H}_2^{13}\text{C}-^{13}\text{CH}_2)$  (reaction conditions: atmospheric pressure; total ethylene partial pressure 10 kPa;  $^{13}\text{C}_2\text{H}_4/^{12}\text{C}_2\text{H}_4$  ratio 1; carrier flow  $50\text{ mL min}^{-1}\text{ He}$ ).







Fig. 7 Evolution of IR spectra in time upon adsorption of ethylene on HZSM-5 and 0.25Ga/HZSM-5 zeolites at 50 °C. The spectra are taken every 2.5 min; ethylene partial pressure 10 kPa.



Fig. 8 IR spectra and heat maps of low wavenumber region (1800–1300  $\text{cm}^{-1}$ ) recorded during TPR during exposure to ethylene on (a and b) HZSM-5 and (c and d) 0.25Ga/HZSM-5 zeolites during heating from 50 °C to 500 °C (colour transition from blue to red on the graphs a and c).

disappearance of IR bands in the 2935–2858  $\text{cm}^{-1}$  range and at 1470  $\text{cm}^{-1}$  followed by formation of new features at 1504  $\text{cm}^{-1}$ , 1466  $\text{cm}^{-1}$  and 1444  $\text{cm}^{-1}$  was observed. These bands can be assigned to C–H bending vibrations of hydrogen-deficient aromatic species. The formation of features at 1504

$\text{cm}^{-1}$  and 1466  $\text{cm}^{-1}$  is shifted to higher temperature for 0.25Ga/HZSM-5 samples as compared with HZSM-5 (Fig. 8b and d). Another distinct band at 1504  $\text{cm}^{-1}$  appears below 250 °C for HZSM-5, while it is observed at *ca.* 300 °C for Ga/HZSM-5. However, the increase in the intensity of



these two bands is more pronounced for HZSM-5. Most of these features disappear at 475 °C and 425 °C for Ga/HZSM-5 and HZSM-5, respectively. This difference in aromatics desorption suggests that the interaction of aromatic hydrocarbon intermediates was stronger in Ga/HZSM-5 (Fig. 8b and d). Although the structure of intra-zeolitic species formed at high temperature is nearly identical, there is a certain correlation between the influence of temperature on the formation of bands at 1504 cm<sup>-1</sup> and 1466 cm<sup>-1</sup> and the reaction performance discussed above (see temperature dependence data in Fig. 4). Indeed, the ethylene conversion was similar at 300 °C for both Ga/HZSM-5 and HZSM-5 samples, while at elevated temperatures the activity of HZSM-5 was lower than that of Ga/HZSM-5. The correlation with the IR spectra suggests that the observed adsorbate species are involved in the catalytic process.

To further examine the structure and involvement of hydrocarbon reaction intermediates in the zeolite pores, reactions involving switches between pure <sup>13</sup>C- and <sup>12</sup>C-ethylene feeds were carried out. The distribution of <sup>13</sup>C and <sup>12</sup>C atoms in ethylene, propylene, benzene and toluene after switching from <sup>13</sup>C- to <sup>12</sup>C-ethylene is shown in Fig. S5.† The MS data shows that <sup>13</sup>C-ethylene present in the gas phase and adsorbed on the zeolite was quickly removed from the reactor after the switch (~5 s), while <sup>13</sup>C-enriched products (benzene and toluene) were being formed for a longer time. The concentration of <sup>13</sup>C in aromatic products slowly decreased and reached the natural abundance level after ~60 s. These observations show that the deposited intra-zeolitic hydrocarbon species are involved in the ethylene conversion reaction.<sup>26,39</sup>

The catalyst samples after the reaction involving a switch from <sup>13</sup>C- to <sup>12</sup>C-ethylene were then analysed by <sup>13</sup>C MAS NMR spectroscopy. The <sup>13</sup>C direct excitation (DE) and <sup>13</sup>C{<sup>1</sup>H} CP NMR spectra are shown in Fig. 9 and S6.† The sample exposed to pure <sup>13</sup>C-ethylene exhibits two signals. A broad signal at 130 ppm corresponds to sp<sup>2</sup> carbon and can be assigned to highly unsaturated polyaromatic species inside the zeolite.<sup>26,49</sup> A sharp signal at 20 ppm can be attributed to aliphatic sp<sup>3</sup> carbon species.<sup>50</sup> When <sup>13</sup>C-ethylene was switched to <sup>12</sup>C-ethylene, the feature at 20 ppm disappeared,

while the polyaromatic peak was retained. In contrast, when <sup>12</sup>C-ethylene was switched to a <sup>13</sup>C-ethylene feed, the initially absent feature at 20 ppm appeared. These changes can be explained by the fact that during the reaction both aliphatic and aromatic species are formed and retained by the zeolite. This is in good agreement with the IR data, which showed the formation of alkylated aromatic species, and also confirms the results of isotope switch experiments. An important observation is that especially the aliphatic part of the intra-zeolite species shows a dynamic response to isotopic switching of the ethylene feed, while the aromatic species retain their isotope composition.

To summarize, the obtained results point to the catalytic role of hydrocarbon deposits occluded in the pores of transition-metal modified ZSM-5 for the transformations of ethylene to aromatic products. The spectroscopic data indicate that the presence of alkylated (poly)aromatic species occluded in the zeolite pores. Isotope labelling experiments and <sup>13</sup>C MAS NMR characterization show that ethylene can reversibly react with aromatics to form alkylaromatics. The direct involvement of confined aromatic intermediates in the catalytic conversion of ethylene is supported by the correlation between their concentration as judged from *in situ* IR and the catalytic performance. We propose that the mechanism of ethylene conversion by zeolites shares similarities with the dual-cycle hydrocarbon pool mechanism previously postulated for methanol conversion.<sup>25</sup> Conventionally, ethylene conversion is thought to proceed through oligomerization of ethylene and cracking of higher olefins, followed by dehydrogenation and cyclization on BAS of the zeolite (Scheme 1a). The oligomerization stage in this reaction scheme resembles the alkene cycle of the MTO process, which opens a pathway towards the formation of aromatic products and the arene cycle in the dual-cycle hydrocarbon pool mechanism (Scheme 1b). We show that the intermediate aromatic species retained in the zeolite micropores can contribute to the activation of ethylene *via* their alkylation. The alkylated aromatic compounds can then undergo a cascade of trans-alkylation, isomerization and dealkylation processes. The isotope labelling experiments demonstrated that ethylene is a product of dealkylation. For the overall ethylene conversion reaction, the formation of propylene, which is also a part of the dual-cycle hydrocarbon pool mechanism in methanol conversion, is relevant. Olefin oligomerization reactions required to obtain aromatics occur at higher rates for propylene involving secondary carbenium ions than for ethylene, which is converted *via* very unstable primary carbenium ions. Thus, we suggest a facile pathway from ethylene to propylene *via* the arene cycle as a contribution to a high overall reaction rate.

Introduction of a metal like Ga promotes dehydrogenation, resulting amongst others in a higher rate of aromatics formation. In the concept of the dual-cycle hydrocarbon pool mechanism, this implies a shift to the arene cycle and can explain the higher overall ethylene conversion rate. Another aspect of increased hydrogen

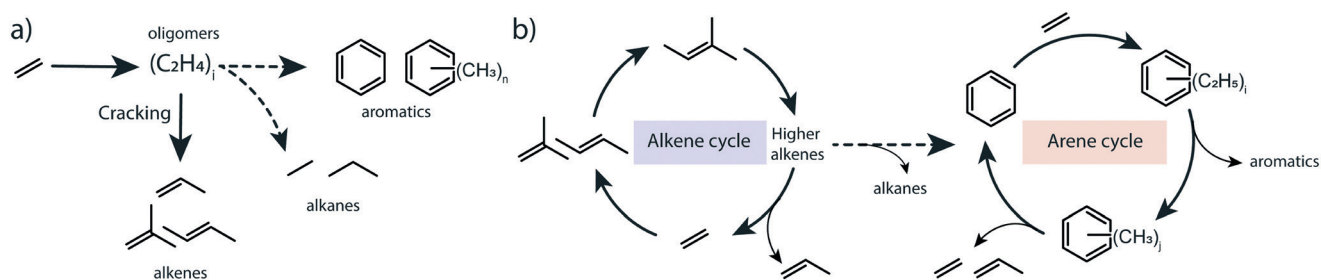
**Table 2** Assignment of the observed IR bands

Wavenumber (cm <sup>-1</sup> )	Assignment
3745	$\nu(\text{SiO-H})$ of silanols <sup>34,43</sup>
3610	$\nu(\text{SiO-(H)Al})$ of BAS <sup>34,43</sup>
3300–3600	Disturbed $\nu(\text{SiO-(H)Al})$ <sup>34,43</sup>
3104	Olefinic $\nu\text{C=C-H}$ of the gas phase ethylene <sup>44</sup>
2957	$\nu_{\text{asym}}(\text{C-H})$ in $-\text{CH}_3$ of oligomers <sup>44</sup>
2935	$\nu_{\text{asym}}(\text{C-H})$ in $-\text{CH}_2-$ of oligomers <sup>44</sup>
2858	$\nu_{\text{sym}}(\text{C-H})$ in $-\text{CH}_2-$ of oligomers/ $\nu_{\text{sym}}\text{C-H}$ in $-\text{CH}_3$ of oligomers <sup>44</sup>
1610	$\delta(\text{C-H})$ of hydrogen-deficient polyaromatic species <sup>45,46</sup>
1540–1538	Substituted naphthalenes <sup>45,46</sup>
1494–1504	Highly unsaturated ( $\text{C=C=C}$ ) species <sup>45,46</sup>
1600, 1590, 1480–1466, 1380–1360	Light substituted aromatics <sup>47,48</sup>





**Fig. 9** (a) MS data collected during ethylene reaction following switches between  $^{13}\text{C}$ -ethylene and  $^{12}\text{C}$ -ethylene;  $^{13}\text{C}$  MAS NMR of HZSM-5 subjected to ethylene aromatization reaction for 30 minutes with (b) switch from  $^{13}\text{C}$ -ethylene to  $^{12}\text{C}$ -ethylene after 15 min of reaction and (c) switch from  $^{12}\text{C}$ -ethylene to  $^{13}\text{C}$ -ethylene feed after 15 min of reaction (reaction conditions:  $T = 500\text{ }^{\circ}\text{C}$ ; atmospheric pressure; carrier flow  $50\text{ mL min}^{-1}\text{ He}$ ).



**Scheme 1** Possible reaction pathways: (a) oligomerization of ethylene followed by cracking of formed oligomers and cyclization/dehydrogenation; (b) dual-cycle hydrocarbon pool mechanism including alkene and arene cycles. Hydrogen transfer processes are indicated with dashed lines.

transfer rate is a higher rate of deactivation due to the deposition of more coke, usually in the form of polyaromatic deposits. On the other hand, we cannot exclude the possibility of intra-zeolitic Lewis acidic  $\text{Ga}^+$  species playing a role in ethylene dimerization as postulated before.<sup>51</sup> Further dedicated characterization, mechanistic and theoretical studies are required to unravel the nature and role of the occluded hydrocarbon intermediates, zeolite BAS and extra-framework cations as well as their involvement in the complex reaction network underlying the catalytic conversion of ethylene by transition-metal modified zeolites.

## 4. Conclusions

This work presents a detailed study of ethylene aromatization catalysed by zeolites. Ag-, Zn- and Ga-modified HZSM-5

zeolites with similar concentration of remaining BAS were prepared and characterized. The catalytic results revealed a strong influence of metal promotion on the dehydrogenation activity of the catalyst. It ranges from an extreme for Ag leading to a rapid catalyst deactivation and highest coke selectivity to Zn and then to Ga, the latter one providing an optimal dehydrogenation and aromatization activity and the lowest coking selectivity. Nevertheless, the rate of deactivation for Ga/HZSM-5 is higher than that of HZSM-5. Furthermore, it was found that dehydrogenation activity and aromatics selectivity are enhanced by working at higher temperatures, while an increase in the ethylene partial pressure facilitates hydrogen transfer processes. Isotopic scrambling experiments reveal that, despite a lower apparent ethylene conversion with increasing temperature, the intrinsic rate of activation of ethylene is enhanced. Further





isotope labelling experiments in combination with  $^{13}\text{C}$  MAS NMR points to the importance of intra-zeolite aromatic hydrocarbon species for ethylene conversion on HZSM-5. The data suggests that alkylation of aromatic intermediates provide a facile pathway to the formation of higher olefins. Further investigations are needed to verify the importance of such a mechanism for metal-promoted HZSM-5. The present findings provide strong indications that hydrocarbon pool type processes might play an important role in ethylene conversion on zeolites.

## Conflicts of interest

There are no conflicts to declare.

## Acknowledgements

This work was supported by the Netherlands Center for Multiscale Catalytic Energy Conversion (MCEC), an NWO Gravitation programme funded by the Ministry of Education, Culture and Science of the government of the Netherlands. H. S. acknowledges the Leading Graduate Program in Science and Engineering, Waseda University from MEXT, Japan.

## References

- I. Amghizar, L. A. Vandewalle, K. M. Van Geem and G. B. Marin, *Engineering*, 2017, **3**, 171–178.
- J. J. Siirola, *AIChE J.*, 2014, **60**, 810–819.
- A. Martínez, M. A. Arribas and S. Moussa, in *Zeolites in Catalysis: Properties and Applications*, The Royal Society of Chemistry, 2017, pp. 351–408.
- E. T. C. Vogt, G. T. Whiting, A. Dutta Chowdhury and B. M. Weckhuysen, in *Advances in Catalysis*, Elsevier, 2015, vol. 58, pp. 143–314.
- E. T. C. Vogt and B. M. Weckhuysen, *Chem. Soc. Rev.*, 2015, **44**, 7342–7370.
- M. Guisnet, N. S. Gnep and F. Alario, *Appl. Catal., A*, 1992, **89**, 1–30.
- A. Hagen and F. Roessner, *Catal. Rev.: Sci. Eng.*, 2000, **42**, 403–437.
- X. Chen, M. Dong, X. Niu, K. Wang, G. Chen, W. Fan, J. Wang and Z. Qin, *Chin. J. Catal.*, 2015, **36**, 880–888.
- H. Saito, S. Inagaki, K. Kojima, Q. Han, T. Yabe, S. Ogo, Y. Kubota and Y. Sekine, *Appl. Catal., A*, 2018, **549**, 76–81.
- V. R. Choudhary, P. Devadas, S. Banerjee and A. K. Kinage, *Microporous Mesoporous Mater.*, 2001, **47**, 253–267.
- M. F. Hsieh, Y. Zhou, H. Thirumalai, L. C. Grabow and J. D. Rimer, *ChemCatChem*, 2017, **9**, 1675–1682.
- G. Caeiro, R. H. Carvalho, X. Wang, M. A. N. D. A. Lemos, F. Lemos, M. Guisnet and F. Ramôa Ribeiro, *J. Mol. Catal. A: Chem.*, 2006, **255**, 131–158.
- Y. Ono, H. Kitagawa and Y. Sendoda, *Sekiyu Gakkaishi*, 1987, **30**, 77–88.
- L. Mahoney, L. Emdadi, A. C. Leff, D. T. Tran, W. Wu, S. Cheng, D. Liu, C. K. Nguyen and I. C. Lee, *Fuel*, 2019, **256**, 115953.
- M. J. Truitt, S. S. Toporek, R. Rovira-Truitt and J. L. White, *J. Am. Chem. Soc.*, 2006, **128**, 1847–1852.
- T. F. Narbeshuber, A. Brait, K. Seshan and J. A. Lercher, *J. Catal.*, 1997, **172**, 127–136.
- M. Guisnet, N. S. Gnep, D. Aittaleb and Y. J. Doyemet, *Appl. Catal., A*, 1992, **87**, 255–270.
- N. Rane, M. Kersbulck, R. A. van Santen and E. J. M. Hensen, *Microporous Mesoporous Mater.*, 2008, **110**, 279–291.
- A. G. Gayubo, A. M. Tarrío, A. T. Aguayo, M. Olazar and J. Bilbao, *Ind. Eng. Chem. Res.*, 2001, **40**, 3467–3474.
- T. Liang, H. Toghiani and Y. Xiang, *Ind. Eng. Chem. Res.*, 2018, **57**, 15301–15309.
- D. Lesthaeghe, A. Horré, M. Waroquier, G. B. Marin and V. Van Speybroeck, *Chem. – Eur. J.*, 2009, **15**, 10803–10808.
- S. Svelle, F. Joensen, J. Nerlov, U. Olsbye, K. P. Lillerud, S. Kolboe and M. Bjørgen, *J. Am. Chem. Soc.*, 2006, **128**, 14770–14771.
- M. Bjørgen, S. Svelle, F. Joensen, J. Nerlov, S. Kolboe, F. Bonino, L. Palumbo, S. Bordiga and U. Olsbye, *J. Catal.*, 2007, **249**, 195–207.
- U. Olsbye, S. Svelle, M. Bjørgen, P. Beato, T. V. W. W. Janssens, F. Joensen, S. Bordiga and K. P. Lillerud, *Angew. Chem., Int. Ed.*, 2012, **51**, 5810–5831.
- I. Yarulina, A. D. Chowdhury, F. Meirer, B. M. Weckhuysen and J. Gascon, *Nat. Catal.*, 2018, **1**, 398–411.
- N. Kosinov, A. S. G. Wijkema, E. Uslamin, R. Rohling, F. J. A. G. Coumans, B. Mezari, A. Parastayev, A. S. Poryvaev, M. V. Fedin, E. A. Pidko and E. J. M. Hensen, *Angew. Chem., Int. Ed.*, 2018, **57**, 1016–1020.
- E. A. Uslamin, N. Kosinov, G. A. Filonenko, B. Mezari, E. Pidko and E. J. M. Hensen, *ACS Catal.*, 2019, **9**, 8547–8554.
- U. Olsbye, M. Bjørgen, S. Svelle, K. P. Lillerud and S. Kolboe, *Catal. Today*, 2005, **106**, 108–111.
- R. Johansson, S. L. Hruby, J. Rass-Hansen and C. H. Christensen, *Catal. Lett.*, 2009, **127**, 1–6.
- A. D. Chowdhury, A. Lucini Paioni, G. T. Whiting, D. Fu, M. Baldus and B. M. Weckhuysen, *Angew. Chem., Int. Ed.*, 2019, **58**, 3908–3912.
- F. F. Madeira, H. Vezin, N. S. Gnep, P. Magnoux, S. Maury and N. Cadran, *ACS Catal.*, 2011, **1**, 417–424.
- E. A. Uslamin, B. Luna-Murillo, N. Kosinov, P. C. A. Bruijninx, E. A. Pidko, B. M. Weckhuysen and E. J. M. Hensen, *Chem. Eng. Sci.*, 2019, **198**, 305–316.
- S. M. T. Almutairi, B. Mezari, P. C. M. M. Magusin, E. A. Pidko and E. J. M. M. Hensen, *ACS Catal.*, 2012, **2**, 71–83.
- A. A. Gabrienko, I. G. Danilova, S. S. Arzumanov, L. V. Pirutko, D. Freude and A. G. Stepanov, *J. Phys. Chem. C*, 2018, **122**, 25386–25395.
- V. B. Kazansky and A. I. Serykh, *Phys. Chem. Chem. Phys.*, 2004, **6**, 3760–3764.
- E. A. Pidko, E. J. M. Hensen and R. A. van Santen, *Proc. R. Soc. A*, 2012, **468**, 2070–2086.





- 37 E. A. Pidko, R. A. van Santen and E. J. M. Hensen, *Phys. Chem. Chem. Phys.*, 2009, **11**, 2893–2902.
- 38 Y. Kuroda, H. Onishi, T. Mori, Y. Yoshikawa, R. Kumashiro, M. Nagao and H. Kobayashi, *J. Phys. Chem. B*, 2002, **106**, 8976–8987.
- 39 N. Kosinov, E. A. Uslamin, F. J. A. G. Coumans, A. S. G. Wijkema, R. Y. Rohling and E. J. M. Hensen, *ACS Catal.*, 2018, **8**, 8459–8467.
- 40 S. Müller, Y. Liu, F. M. Kirchberger, M. Tonigold, M. Sanchez-Sanchez and J. A. Lercher, *J. Am. Chem. Soc.*, 2016, **138**, 15994–16003.
- 41 C. Liu, R. A. van Santen, A. Poursaeidesfahani, T. J. H. Vlucht, E. A. Pidko and E. J. M. Hensen, *ACS Catal.*, 2017, **7**, 8613–8627.
- 42 Y. Ni, A. Sun, X. Wu, G. Hai, J. Hu, T. Li and G. Li, *Microporous Mesoporous Mater.*, 2011, **143**, 435–442.
- 43 S. Bordiga, C. Lamberti, F. Bonino, A. Travert and F. Thibault-Starzyk, *Chem. Soc. Rev.*, 2015, **44**, 7262–7341.
- 44 A. G. Stepanov, M. V. Luzgin, V. N. Romannikov, V. N. Sidelnikov and E. A. Paukshtis, *J. Catal.*, 1998, **178**, 466–477.
- 45 H. G. Karge, W. Nießen and H. Bludau, *Appl. Catal., A*, 1996, **146**, 339–349.
- 46 A. Vimont, O. Marie, J. P. Gilson, J. Saussey, F. Thibault-Starzyk and J. C. Lavalley, in *Studies in Surface Science and Catalysis*, 1999, vol. 126, pp. 147–154.
- 47 F. Thibault-Starzyk, A. Vimont and J. P. Gilson, *Stud. Surf. Sci. Catal.*, 2001, **135**, 133.
- 48 G. Mirth and J. A. Lercher, *J. Catal.*, 1991, **132**, 244–252.
- 49 S. Du, D. P. Gamliel, M. V. Giotto, J. A. Valla and G. M. Bollas, *Appl. Catal., A*, 2016, **513**, 67–81.
- 50 A. D. Chowdhury, K. Houben, G. T. Whiting, M. Mokhtar, A. M. Asiri, S. A. Al-Thabaiti, S. N. Basahel, M. Baldus and B. M. Weckhuysen, *Angew. Chem., Int. Ed.*, 2016, **55**, 15840–15845.
- 51 E. A. Pidko, E. J. M. Hensen and R. van Santen, *J. Phys. Chem. C*, 2008, **112**, 19604–19611.

