

Cite this: *RSC Mechanochem.*, 2024, 1, 486Direct arylation of alkyl fluorides using *in situ* mechanochemically generated calcium-based heavy Grignard reagents†Pan Gao,^a Julong Jiang,^b Yamato Fukuzawa,^a Satoshi Maeda,^{bc} Koji Kubota^{ac} and Hajime Ito^{ac}

Here, we report the reaction of calcium-based heavy Grignard reagents, which are easily generated by a mechanochemical method, with unactivated alkyl fluorides in the absence of transition metal catalysts to produce the corresponding arylated products in moderate to good yields. This is the first example of the nucleophilic substitution of an inert C(sp³)-F bond by an organocalcium species. Preliminary mechanistic studies based on theoretical calculations indicate that tetrameric aryl calcium species facilitate the unprecedented C(sp³)-F bond arylation.

Received 21st June 2024
Accepted 13th August 2024

DOI: 10.1039/d4mr00067f

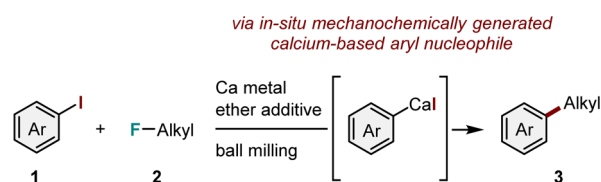
rsc.li/RSCMechanochem

Organocalcium reagents have demonstrated remarkable synthetic potential as carbon nucleophiles because they frequently exhibit distinct reactivity owing to the large electronegativity difference between calcium and carbon.^{1–5} However, in contrast to the extensive research on traditional organometallic carbon nucleophiles, such as Grignard reagents, studies on synthetic applications involving calcium-based nucleophiles are scarce.⁶ This is due to a lack of operationally simple protocols for obtaining these nucleophiles from commercially available starting materials, which may impede comprehensive investigations into the reactivity profile of calcium-based carbon nucleophiles; this in turn can result in basic reactions being overlooked.^{1–5}

We recently developed a simple mechanochemical protocol using ball milling to generate calcium-based heavy Grignard reagents (R-CaX)^{7–13} from commercially available, unactivated calcium metal.¹⁴ Conventionally, such direct synthesis necessitates the production of activated calcium metal (Rieke calcium) under harsh conditions using alkali metals.^{10–12} However, in our mechanochemical approach, the strong mechanical impact during ball milling may provide sufficient energy to overcome the high atomization energy of calcium metal, enabling the direct generation of calcium-based nucleophiles from commercial calcium metal without the need for laborious pre-activation processes.^{14,15} Furthermore, all synthetic operations

can be carried out under ambient conditions. We discovered a new reactivity of aryl calcium nucleophiles using this operationally simple protocol to rapidly generate organocalcium nucleophiles; they reacted smoothly with alkyl iodides or bromides, yielding the corresponding arylated products in good-to-high yields.¹⁴

In this study, we discovered that direct arylation of alkyl fluorides using *in situ* mechanochemically generated aryl calcium nucleophiles is highly efficient even in the absence of transition metal catalysts (Scheme 1).^{16,17} This is the first example of the nucleophilic substitution of an inert C(sp³)-F bond by an organocalcium species.^{18,19} Although direct C(sp³)-F bond arylation is also feasible using Grignard reagents, as discovered by Matsubara *et al.*,^{16a} the present study sheds light on the previously overlooked reactivity of calcium-based heavy Grignard reagents. The developed organocalcium-mediated arylation exhibited a significantly shorter reaction time (1 h) than that under Matsubara's conditions using Grignard reagents (>12 h),^{16a} which is likely owing to the higher



- The first nucleophilic substitution of C(sp³)-F bond by organocalcium
- Simple mechanochemical protocol for rapid generation of organocalcium
- Preliminary theoretical calculations to reveal the unprecedented reactivity

Scheme 1 Arylation of alkyl fluorides using mechanochemically generated calcium-based heavy Grignard reagents.

^aDivision of Applied Chemistry, Faculty of Engineering, Hokkaido University, Sapporo, Hokkaido, Japan. E-mail: kbt@eng.hokudai.ac.jp; hajito@eng.hokudai.ac.jp

^bDepartment of Chemistry, Faculty of Science, Hokkaido University, Sapporo, Hokkaido, Japan

^cInstitute for Chemical Reaction Design and Discovery (WPI-ICReDD), Hokkaido University, Sapporo, Hokkaido, Japan

† Electronic supplementary information (ESI) available. See DOI: <https://doi.org/10.1039/d4mr00067f>

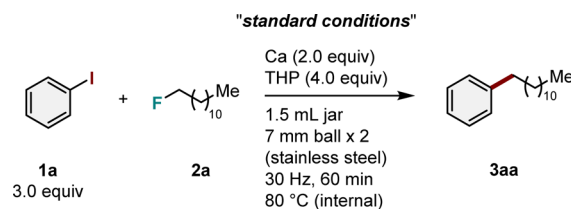


nucleophilicity of the organocalcium species. Density functional theory (DFT) calculations were used to propose the mechanism of the C(sp³)-F bond arylation. This study demonstrates the effectiveness of a simple mechanochemical protocol to explore the novel reactivity of organocalcium species more easily.

All the reactions were conducted in a Retsch MM400 mill (stainless-steel milling jar; 30 Hz; stainless-steel balls). Based on our previous study,¹⁴ the reaction between iodobenzene (**1a**, 3.0 equiv.) and 1-fluorododecane (**2a**, 1.0 equiv.) was performed in the presence of commercially available calcium metal (2.0 equiv.) and tetrahydropyran (THP) (4.0 equiv.) in a 1.5 mL stainless steel jar with two stainless steel balls (diameter: 7 mm) in air. Following 60 min of ball milling (30 Hz) using a heat gun as a temperature controller²⁰ to maintain an internal temperature of 80 °C (for details, refer to the ESI†), the C(sp³)-F bond arylation product **3aa** was successfully obtained in good yield (86%, Table 1, entry 1). When the reaction was performed at room temperature without the use of a heat gun, the yield of **3aa** decreased significantly (28%; Table 1, entry 2). Ether additives are thought to coordinate with the calcium(II) center to form thermodynamically stable species,⁵ facilitating the formation of aryl calcium nucleophiles under mechanochemical conditions.¹⁴ The reaction did not proceed without the addition of THP (<5%; Table 1, entry 3). The use of tetrahydrofuran (THF) resulted in a moderate yield (51%; Table 1, entry 4). The reaction was completely suppressed when dimethoxyethane (DME)

was used (<5%; Table 1, entry 5). The reaction with two equivalents of THP gave a slightly lower yield of **3aa** (71%, Table 1, entry 6). Lowering the vibration frequency of ball milling resulted in a significant decrease in yield, indicating that mechanical impact played an important role in this transformation (62%; Table 1, entry 7). Lower yields were obtained when the amounts of **1a** and calcium metal were reduced (61 and 41%, respectively; Table 1, entries 8 and 9). When the reaction was performed in a 10 mL stainless-steel jar with two stainless-steel balls (diameter: 10 mm), a moderate yield of **3aa** was obtained (66%; Table 1, entry 10). Given the possibility of cross-electrophile coupling catalyzed by transition metals derived from stainless-steel milling jars and/or balls,¹⁷ we performed the reaction in a commercially available 10 mL zirconium oxide jar with two zirconium oxide balls (diameter: 10 mm), yielding the desired arylation product **3aa** (43%; Table 1, entry 11). This result suggests that the C(sp³)-F bond arylation process is likely to proceed only by organocalcium species without catalysis of transition metal contamination.¹⁷ We believe that the lower mechanical impact of zirconium oxide balls, which are much lighter than stainless-steel balls, is a primary factor contributing to the observed decrease in yield. The mechanical activation of calcium metal is crucial for the formation of organocalcium compounds, and the reduced impact with zirconium oxide balls likely hampers this activation process. While Matsubara *et al.* reported that phenyl Grignard reagent reacted with alkyl fluorides in THF solution,^{16a} the use

Table 1 Optimization of the cross-electrophile coupling between iodobenzene (**1a**) and 1-fluorododecane (**2a**) in the presence of calcium metal^a



Entry	Deviation from "standard conditions"	Yield (%) of 3aa ^b
1	None	86 (74)
2	Room temperature	28
3	Without THP	<5
4	THF instead of THP	51
5	DME instead of THP	<5
6	2.0 equiv. of THP	71
7	Frequency: 15 Hz	62
8	2.0 equiv. of 1a	61
9	1.0 equiv. of Ca metal	41
10	10 mL jar with a 10 mm ball × 2 (stainless-steel)	66
11	10 mL jar with 10 mm ball × 2 (zirconium oxide)	43
12	Mg metal instead of Ca metal	<5
13	In THP solution (0.2 M) using a test tube	<5
14	Bromobenzene instead of iodobenzene (1a)	<5
15	Chlorobenzene instead of iodobenzene (1a)	<5

^a Conditions: **1a** (1.5 mmol), **2a** (0.5 mmol), Ca (0.75 mmol), and THP (2.0 mmol) in a stainless-steel ball-milling jar (1.5 mL) with two stainless-steel balls (diameter: 7 mm). ^b Yields determined by ¹H NMR spectroscopy using dibromo methane as an internal standard. The isolated yields are shown in parentheses.



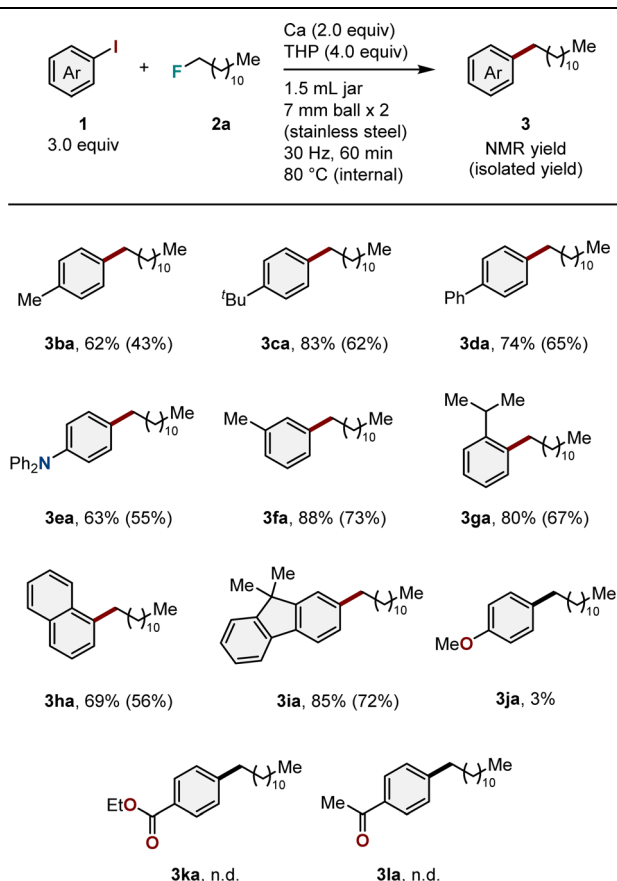
of magnesium instead of calcium did not result in the formation of arylation product **3aa** under mechanochemical conditions (<5%; Table 1, entry 12).²¹ To verify the role of the ball-milling technique, we performed the reaction in THP solution at 80 °C (Table 1, entry 13). We discovered that **3aa** was not detected, and almost no conversion of **1a** was observed (3%), suggesting that the mechanical impact of ball milling is required for the generation of the aryl calcium nucleophile, which subsequently reacts with alkyl fluoride **2a**. Because it is difficult to generate the corresponding calcium nucleophiles, using bromo- or chlorobenzene instead of **1a** resulted in no product formation (Table 1, entries 14 and 15).

Using the obtained optimal conditions, the substrate scope was investigated. We first examined aryl iodides bearing different substituents (Table 2). The introduction of substituents such as methyl (**1b**), *tert*-butyl (**1c**), phenyl (**1d**), or diphenylamino (**1e**) groups at the *para*-position of the phenyl ring exhibited no effect on reactivity, resulting in the desired arylation products (**3ba–3ea**) in moderate to good yields (62–83%). Substrates with a methyl group at the meta position (**1f**) also reacted under mechanochemical conditions to produce the

target product (**3fa**) in high yield (88%). The reaction with a substrate containing a sterically demanding substituent, such as the 2-isopropyl group (**1g**), proceeded smoothly, producing the corresponding product (**3ga**) in high yield (80%). We also discovered that arylation using polycyclic aryl iodides (**1h** and **1i**) was feasible and produced the desired products (**3ha** and **3ia**) in high yields (69 and 85%, respectively). However, the reactions failed when functional groups, including methoxy (**1j**), ester (**1k**), or carbonyl (**1l**) groups, were present.

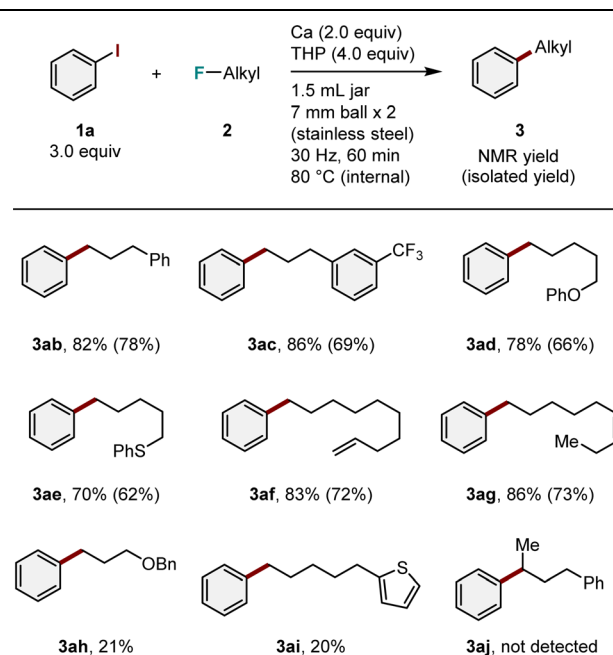
We then investigated the substrate scope in terms of alkyl fluorides (Table 3). Alkyl fluoride with a phenyl group **2b** reacted smoothly to produce the desired product **3ab** in good yield (82%). The presence of a trifluoromethyl group on the benzene ring (**2c**) had no effect on the reaction, and only the C–F bond of the monofluoromethyl group located at the end of the alkyl chain was activated to produce the corresponding arylation product **3ac** in high yield (86%). Under the optimized conditions, functional groups, including phenoxy (**2d**), phenyl thioether (**2e**), and alkenes (**2f** and **2g**), were tolerated, yielding the target products (**3ad–3ag**) in moderate to good yields (70–86%). However, it is important to note the current limitations of this method, including the difficulty of coupling with alkyl fluorides containing a benzyloxy group (**2h**) or a thiophene moiety (**2i**), resulting in low yields of the desired products (**3ah** and **3ai** in 21 and 20% yields, respectively). Secondary alkyl fluoride **2j** was used; however, the corresponding arylation product was not detected.

Table 2 Substrate scope for aryl iodides^{a,b}



^a Conditions: **1** (1.5 mmol), **2a** (0.5 mmol), Ca (0.75 mmol), THP (2.0 mmol), in a stainless-steel ball-milling jar (1.5 mL) with two stainless-steel balls (diameter: 7 mm). ^b Yields determined by ¹H NMR spectroscopy using dibromo methane as an internal standard. The isolated yields are shown in parentheses.

Table 3 Substrate scope with respect to alkyl fluorides^{a,b}



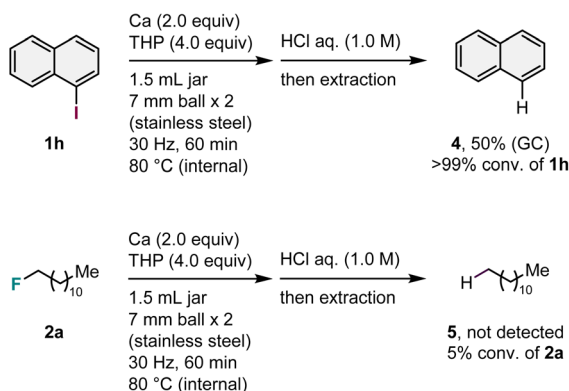
^a Conditions: **1a** (1.5 mmol), **2** (0.5 mmol), Ca (0.75 mmol), and THP (2.0 mmol) in a stainless-steel ball-milling jar (1.5 mL) with two stainless-steel balls (diameter: 7 mm). ^b Yields determined by ¹H NMR spectroscopy using dibromomethane as an internal standard. The isolated yields are shown in parentheses.



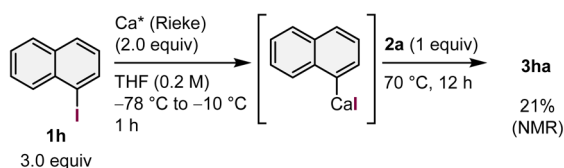
Control experiments were performed to obtain mechanistic insights (Scheme 2). When iodonaphthalene (**1h**) was subjected to standard conditions in the absence of alkyl fluorides, protonation product **4** was obtained in 50% yield after quenching with 1.0 M aq. HCl, indicating that aryl calcium species formed following **1h** under mechanochemical conditions (Scheme 2a).¹⁴ In contrast, the reaction using alkyl fluoride **2a** in the absence of **1h** yielded no protonation product **5**, and **2a** converted at a low rate (5% conversion, Scheme 2a). On the basis of protonation studies, we propose that C(sp³)-F bond arylation occurs most likely through the selective formation of aryl calcium nucleophiles *via* direct insertion of calcium metal into the C(sp²)-I bond, followed by nucleophilic substitution of alkyl fluorides.¹⁴ To further support our hypothesis, we prepared an aryl calcium reagent using pre-synthesized reagent, Rieke calcium, in solution and subjected it to nucleophilic substitution (Scheme 2b).¹⁰⁻¹² We discovered that the prepared aryl calcium reagent reacted with 1-fluorododecane (**2a**) to produce the desired product **3ha** (21%, Scheme 2b), supporting our hypothesis.

Furthermore, to gain insight into the mechanism of nucleophilic substitution, DFT calculations were performed on the model substrates, iodobenzene (**1a**) and *n*-butyl fluoride. Preliminary calculations indicated that the tetracoordinate mononuclear calcium complex was highly unstable owing to the presence of vacant coordination sites on the calcium atom. Meanwhile, the artificial force-induced reaction (AFIR)-based sampling calculation²² using the tetrameric model yielded 1787 possible structures, the most stable of which exhibits a highly symmetric cubic structure (Fig. 1a).²³ The coordination vacancies of each calcium atom in this cubic structure are

(a) Protonation studies



(b) Reaction using Rieke calcium in solution



Scheme 2 Control experiments.^a ^aDetails of the reaction conditions are provided in the ESI.†

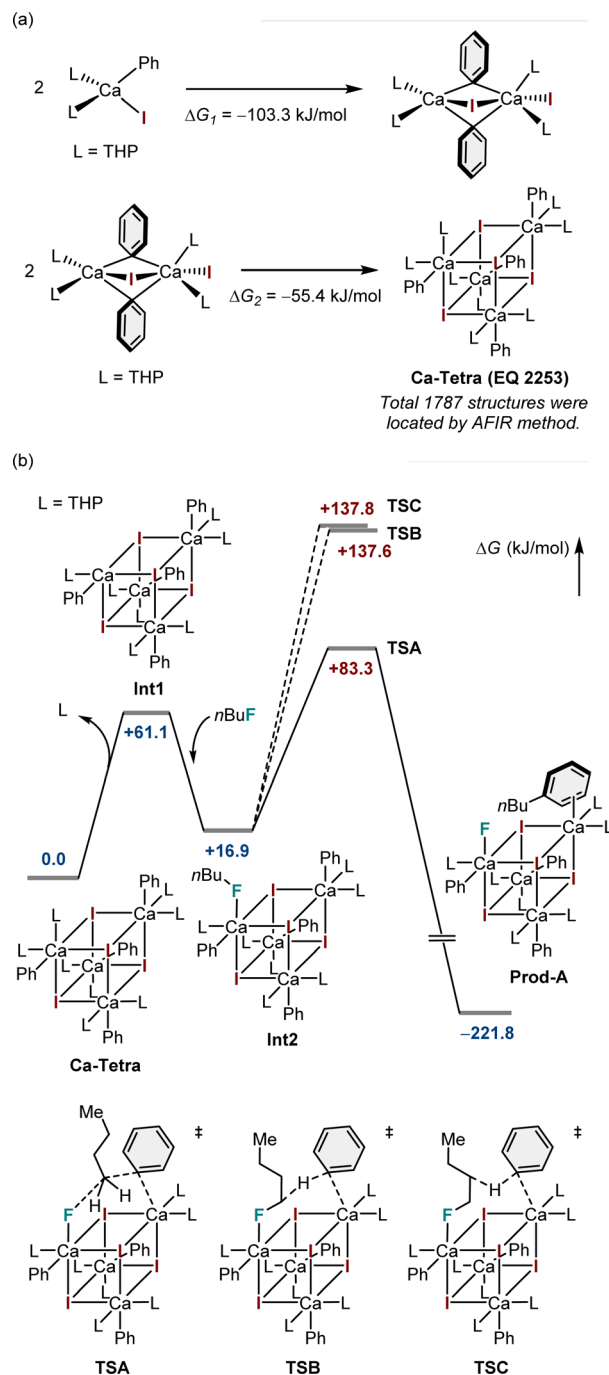


Fig. 1 Theoretical calculations to reveal the plausible structure of PhCaI(THP)₂ in solid state and the mechanism of the defluorinated C-C cross-coupling reaction (energies are given in kJ mol⁻¹). (a) Stability of calcium species. (b) Energy profiles of possible reaction pathways.

fulfilled, resulting in a coordination number of six. Furthermore, DFT calculations demonstrated that the tetramer was more stable than the dimer (Fig. 1a). Therefore, the tetramer with the composition formula (PhCaI)(THP)₂ is proposed as the most likely structure in the reaction system.

After confirming the possible structure of the aryl calcium nucleophile, we focused on elucidating the detailed mechanism



of defluoroarylation. Fig. 1b depicts three possible reaction pathways, beginning with the tetrameric species **Ca-Tetra**. To generate a vacant site for alkyl fluoride coordination, one of the THP ligands must be left in the first instance. This step increases free energy by 61.1 kJ mol⁻¹. The alkyl fluoride substrate binds to the five-coordinate calcium atom through its fluorine atom, lowering the free energy by 44.2 kJ mol⁻¹. Following the formation of **Int2**, three possible reaction pathways emerge: arylation (**TSA**), alpha-H abstraction reaction (**TSB**), and beta-H abstraction reaction (**TSC**). The arylation reaction has the lowest barrier among the three possible pathways, with an overall free energy barrier of +83.3 kJ mol⁻¹. The calculated results are consistent with our experimental findings. In this transition state, the initial binding of the fluorine atom to the calcium atom significantly weakens the C(sp³)-F bond, as calcium(II) is regarded as a moderately strong Lewis acid for the fluorine atom.²⁴ At the transition state, the phenyl anion from another calcium center directly attacks the alpha-carbon of the alkyl fluoride, while the previously mentioned calcium atom accepts the fluorine atom as a leaving group. The combination of these two effects causes the chemically inert C(sp³)-F bond to be cleaved, resulting in the formation of a new C(sp³)-C(sp²) bond. The ESI[†] incorporates the visualized geometries of the intermediate and transition states shown in Fig. 1.

In conclusion, we discovered a new reaction of calcium-based heavy Grignard reagents, which were generated *in situ* via a simple mechanochemical method, with unactivated alkyl fluorides in the absence of transition-metal catalysts, resulting in moderate to high yields of the corresponding C(sp³)-F bond arylation products. Notably, this is the first reported instance of an organocalcium species engaging in nucleophilic substitution of an inert C(sp³)-F bond. To elucidate the unprecedented reactivity of organocalcium nucleophiles in activating inert C(sp³)-F bonds, preliminary theoretical calculations were performed. The findings of this study validate that our operationally simple mechanochemical protocol for rapidly generating organocalcium nucleophiles using commercial, inactivated calcium metal provides a platform for discovering new reactions that can be performed using only calcium-based carbon nucleophiles.

Data availability

The data supporting this article have been included as part of the ESI.[†]

Conflicts of interest

There are no conflicts to declare.

Acknowledgements

This work was financially supported by the Japan Society for the Promotion of Science (JSPS) via KAKENHI grants 22H00318, 22K18333, 24H00453, 24H01832 and 24H01050, by the JST via CREST grant JPMJCR19R1, by FOREST grant JPMJFR2011, and

by the Institute for Chemical Reaction Design and Discovery (ICReDD) established by the World Premier International Research Initiative (WPI), MEXT, Japan. We thank Mr Mahiro Takahashi for his help in cross-checking experiments.

Notes and references

- For selected reviews on organocalcium chemistry, see (a) T. P. Hanusa, *Chem. Rev.*, 1993, **93**, 1023; (b) M. Westerhausen, *Angew. Chem., Int. Ed.*, 2001, **40**, 2975; (c) J. S. Alexander, *Eur. J. Inorg. Chem.*, 2002, **2002**, 2761.
- Selected examples and reviews of the reactions using organocalcium compounds as catalysts: (a) S. Harder, *Chem. Rev.*, 2010, **110**, 3852; (b) S. Kobayashi and Y. Yamashita, *Acc. Chem. Res.*, 2011, **44**, 58; (c) M. S. Hill, D. J. Liptrota and C. Weetman, *Chem. Soc. Rev.*, 2016, **45**, 972; (d) M. Magre, S. Marcin and M. Rueping, *Chem. Rev.*, 2022, **122**, 8261; (e) L. Zhao, P. Deng, X. Gong, X. Kang and J. Cheng, *ACS Catal.*, 2022, **12**, 7877.
- Selected examples of reactions using organocalcium compounds as carbon nucleophiles: (a) A. S. Wilson, M. S. Hill, M. F. Mahon, C. Dinoi and L. Maron, *Science*, 2017, **358**, 1168; (b) B. M. Wolf, C. Stuhl, C. Maichle-Mössmer and R. Anwender, *J. Am. Chem. Soc.*, 2018, **140**, 2373; (c) K. G. Pearce, C. Dinoi, M. S. Hill, M. F. Mahon, L. Maron, R. S. Schwamm and A. S. S. Wilson, *Angew. Chem., Int. Ed.*, 2022, **61**, e202200305.
- Selected examples of organocalcium-mediated polymerization are as follows: (a) S. Harder, F. Feil and A. Weeber, *Organometallics*, 2001, **20**, 1044; (b) S. Harder and F. Feil, *Organometallics*, 2002, **21**, 2268; (c) M. Westerhausen, S. Schneiderbauer, A. N. Kneifel, Y. Sörtl, P. Mayer, H. Nöth, Z. Zhong, P. J. Dijkstra and J. Feijen, *Eur. J. Inorg. Chem.*, 2003, **2003**, 3432; (d) Y. Li, H. Deng, W. Brittain and M. S. Chisholm, *Polym. Bull.*, 1999, **42**, 635; (e) M.-W. Hsiao and C.-C. Lin, *Dalton Trans.*, 2013, **42**, 2041.
- Selected reviews of calcium-based heavy Grignard reagents: (a) M. Westerhausen, M. Gärtner, R. Fischer, J. Langer, L. Yu and M. Reiher, *Chem.-Eur. J.*, 2007, **13**, 6292; (b) M. Westerhausen, M. Gärtner, R. Fischer and J. Langer, *Angew. Chem., Int. Ed.*, 2007, **46**, 1950; (c) M. Westerhausen, *Coord. Chem. Rev.*, 2008, **252**, 1516; (d) M. Westerhausen, A. Koch, H. Görls and S. Kriek, *Chem.-Eur. J.*, 2017, **23**, 1456; (e) A. Koch, Q. Dufrois, M. Wirgenings, H. Görls, S. Kriek, M. Etienne, G. Pohnert and M. Westerhausen, *Chem.-Eur. J.*, 2018, **24**, 16840; (f) S. Harder and J. Langer, *Nat. Rev. Chem.*, 2023, **7**, 843; (g) P. Schüler, S. Sengupta, S. Kriek and M. Westerhausen, *Chem.-Eur. J.*, 2023, **29**, e202300833.
- (a) *Organometallics in Synthesis: A Manual*, ed. M. Schlosser, Wiley, Chester, 2nd edn, 2013; (b) T. Banno, Y. Hayakawa and M. Umeno, *J. Organomet. Chem.*, 2002, **653**, 288; (c) *Handbook of Grignard Reagents*, ed. G. S. Silverman and P. E. Rakita, Marcel Dekker, 1996; (d) *The Chemistry of Organozinc Compounds*, ed. Z. Rappoport and I. Marek, John Wiley & Sons, Chichester, U.K., 2006; (e) U. Wietelmann and J. Klett, *Z. Anorg. Allg. Chem.*, 2018, **644**, 194.



- 7 (a) M. Gärtner, H. Görls and M. Westerhausen, *Organometallics*, 2007, **26**, 1077; (b) M. Gärtner, H. Görls and M. Westerhausen, *J. Organomet. Chem.*, 2008, **693**, 221; (c) M. Westerhausen, *Angew. Chem., Int. Ed.*, 2009, **48**, 5741; (d) J. Langer, M. Köhler, H. Görls and M. Westerhausen, *Chem.–Eur. J.*, 2014, **20**, 3154.
- 8 (a) R. Fischer, M. Gärtner, H. Görls, L. Yu, M. Reiher and M. Westerhausen, *Angew. Chem., Int. Ed.*, 2007, **46**, 1618; (b) P. Schüler, S. Sengupta, A. Koch, H. Görls, S. Kriech and M. Westerhausen, *Chem.–Eur. J.*, 2022, **28**, e202201897; (c) P. Schüler, S. Sengupta, S. Kriech and M. Westerhausen, *Chem.–Eur. J.*, 2023, **29**, e20230083.
- 9 A. Koch, M. Wirgenings, S. Kriech, H. Görls, G. Pohnert and M. Westerhausen, *Organometallics*, 2017, **36**, 3981.
- 10 (a) T.-C. Wu, H. Xiong and R. D. Rieke, *J. Org. Chem.*, 1990, **55**, 5045; (b) K. Mochida and H. Ogawa, *J. Organomet. Chem.*, 1983, **243**, 131; (c) R. D. Rieke, T.-C. Wu and L. I. Rieke, *Org. Synth.*, 1995, **72**, 147; (d) D. Bryce-Smith and A. C. Skinner, *J. Chem. Soc.*, 1963, 577; (e) M. L. Hays and T. P. Hanusa, *Tetrahedron Lett.*, 1995, **36**, 2435.
- 11 J. Langer, M. Köhler, H. Görls and M. Westerhausen, *J. Organomet. Chem.*, 2014, **751**, 563.
- 12 (a) R. Fischer, M. Gärtner, H. Görls and M. Westerhausen, *Organometallics*, 2006, **25**, 3496; (b) M. Gärtner, H. Görls and M. Westerhausen, *Synthesis*, 2007, **5**, 725; (c) M. Westerhausen, M. Gärtner, R. Fischer and J. Langer, *Angew. Chem., Int. Ed.*, 2007, **46**, 1950; (d) N. Kawabata, A. Matsumura and S. Yamashita, *Tetrahedron*, 1973, **29**, 1069.
- 13 (a) M. Köhler, J. Langer, H. Görls and M. Westerhausen, *Organometallics*, 2014, **33**, 6381; (b) M. Gärtner, H. Görls and M. Westerhausen, *J. Organomet. Chem.*, 2008, **693**, 221.
- 14 P. Gao, J. Jiang, S. Maeda, K. Kubota and H. Ito, *Angew. Chem., Int. Ed.*, 2022, **61**, e202207118.
- 15 For a tutorial review on the mechanical activation of zero-valent metals, A. C. Jones, J. A. Leitch, S. E. Raby-Buck and D. L. Browne, *Nat. Synth.*, 2022, **1**, 763.
- 16 Selected examples of transition-metal-free nucleophilic substitution of alkyl fluorides using organometallic reagents: (a) K. Matsubara, T. Ishibashi and Y. Koga, *Org. Lett.*, 2009, **11**, 1765; (b) J. Terao, S. A. Begum, Y. Shinohara, M. Tomita, Y. Naitoh and N. Kambe, *Chem. Commun.*, 2007, 855; (c) L. Kane, B. C. Figula, K. Balaraman, J. A. Bertke and C. Wolf, *Nat. Commun.*, 2024, **15**, 1866.
- 17 Selected examples and reviews of transition metal catalysed-cross-coupling reactions between alkyl fluorides and organometallic reagents: (a) J. Terao, A. Ikumi, H. Kuniyasu and N. Kambe, *J. Am. Chem. Soc.*, 2003, **125**, 5646; (b) J. Terao, H. Todo, H. Watanabe, A. Ikumi and N. Kambe, *Angew. Chem., Int. Ed.*, 2004, **43**, 6180; (c) J. Terao, H. Watabe and N. Kambe, *J. Am. Chem. Soc.*, 2005, **127**, 3656; (d) J. Terao and N. Kambe, *Acc. Chem. Res.*, 2008, **41**, 11545; (e) Z. Mo, Q. Zhang and L. Deng, *Organometallics*, 2012, **31**, 6518; (f) L. W. Erickson, E. L. Lucas, E. J. Tollefson and E. R. Jarvo, *J. Am. Chem. Soc.*, 2016, **138**, 14006; (g) T. Iwasaki, K. Yamashita, H. Kuniyasu and N. Kambe, *Org. Lett.*, 2017, **19**, 3691; (h) T. Hatakeyama, S. Ito, M. Nakamura and E. Nakamura, *J. Am. Chem. Soc.*, 2005, **127**, 14192.
- 18 For selected reviews on C–F bond activation in organic synthesis, see: (a) H. Amii and K. Uneyama, *Chem. Rev.*, 2009, **109**, 2119; (b) J.-D. Hamel and J.-F. Paquin, *Chem. Commun.*, 2018, **54**, 10224; (c) T. Stahl, H. F. T. Klare and M. Oestreich, *ACS Catal.*, 2013, **3**, 1578; (d) G. Coates, F. Rekhroukh and M. R. Crimmin, *Synlett*, 2019, **30**, 2233; (e) T. Ahrens, J. Kohlmann, M. Ahrens and T. Braun, *Chem. Rev.*, 2015, **115**, 931; (f) Q. Shen, Y.-G. Huang, C. Liu, J.-C. Xiao, Q.-Y. Chen and Y. Guo, *J. Fluorine Chem.*, 2015, **179**, 14.
- 19 H. Li, X.-Y. Wang, B. Wei, L. Xu, W.-X. Zhang, J. Pei and Z. Xi, *Nat. Commun.*, 2014, **5**, 4508.
- 20 T. Seo, N. Toyoshima, K. Kubota and H. Ito, *J. Am. Chem. Soc.*, 2021, **143**, 6165.
- 21 R. Takahashi, A. Hu, P. Gao, Y. Gao, Y. Pang, T. Seo, S. Maeda, J. Jiang, H. Takaya, K. Kubota and H. Ito, *Nat. Commun.*, 2021, **12**, 6691.
- 22 (a) S. Maeda, K. Ohno and K. Morokuma, *Phys. Chem. Chem. Phys.*, 2013, **15**, 3683; (b) S. Maeda and Y. Harabuchi, *Wiley Interdiscip. Rev.: Comput. Mol. Sci.*, 2021, **11**, e1538.
- 23 For an example of the formation of organocalcium-based cubic structure, see: V. Knapp and G. Müller, *Angew. Chem., Int. Ed.*, 2001, **40**, 183.
- 24 For a review on calcium Lewis acid catalysis, see: J.-M. Begouin and M. Niggemann, *Chem.–Eur. J.*, 2013, **19**, 8030.

