


 Cite this: *RSC Adv.*, 2020, **10**, 43358

## Three cheers for nitrogen: aza-DKPs, the aza analogues of 2,5-diketopiperazines

 Timothé Maujean, <sup>a</sup> Nicolas Girard, <sup>a</sup> A. Ganesan, <sup>b</sup> Mihaela Gulea <sup>\*a</sup> and Dominique Bonnet <sup>\*a</sup>

Nitrogen-containing heterocycles represent a major source of pharmacological probes and drug candidates. To extend their molecular diversity and their potential biological activities, it is of importance to design and synthesize new N-heterocyclic scaffolds. Therefore, aza-diketopiperazines (aza-DKPs), the aza analogues of well-known 2,5-diketopiperazines (DKPs), emerged as a promising new scaffold. Although the first synthesis of an aza-DKP dates from 1951, significant developments have been made during the last decade. This feature article summarizes the different synthetic strategies to access and functionalise aza-DKPs. Their biological properties and potential applications in medicinal chemistry and drug discovery are discussed as well.

 Received 6th November 2020  
 Accepted 10th November 2020

DOI: 10.1039/d0ra09457a

[rsc.li/rsc-advances](http://rsc.li/rsc-advances)

### 1. Introduction

A large majority of FDA-approved drugs contain a heterocycle in their structure.<sup>1,2</sup> Amongst these heterocycles, 2,5-diketopiperazines (DKPs) represent a privileged scaffold in medicinal chemistry<sup>3–7</sup> as well as in organic synthesis.<sup>5–8</sup> Obtained from the double condensation of two amino acids, DKPs are the smallest cyclic peptides with nonetheless different properties from their linear counterparts.<sup>9</sup> At the same time, DKPs contain a six membered ring like many drug molecules, unlike the macrocycles that arise from the cyclization of larger peptides. Due to the ubiquitous availability of amino acids, DKPs are highly represented among natural bioactive molecules extracted from plants, fungi, bacteria and mammals as well as synthetically prepared in the laboratory.<sup>10,11</sup> The privileged nature of the DKP scaffold can be seen from the biological activities associated with DKPs against different targets including GPCRs such as the GABAergic,<sup>12</sup> serotonergic 5HT1A,<sup>13</sup> and oxytocin receptors and enzymes such as phosphodiesterase 5 (PDE5). Several DKP compounds (Fig. 1) have advanced to clinical development, among which the PDE5 inhibitor tadalafil (Cialis™) **1** (ref. 14) received FDA approval for the treatment of erectile dysfunction. Meanwhile, retosiban **2** (ref. 15–17) and plinabulin **3** (ref. 18) reached Phase III clinical trials for preterm labour and cancer respectively.

The DKP scaffold can be conveniently diversified at four different positions, with substituents oriented along different directions in space, by using a variety of natural and unnatural

amino acid building blocks. Furthermore, the availability of chiral amino acids (often as both enantiomers) enables the chirality at the two stereocenters to be fixed. However, the concept of privileged scaffolds<sup>19,20</sup> shows limits intrinsically linked with the use of over-represented structures, thus reducing molecular diversity and patentability. Synthetic chemists then reoriented towards rarer and unprivileged scaffolds with physicochemical properties that are compatible with the discovery of new drug candidates and overcome the disadvantages mentioned above. Indeed, as demonstrated by Pitt's group at Celltech,<sup>21</sup> many heterocycles are yet to be synthesised: amongst the 25 000 heterocyclic structures theoretically



Fig. 1 Examples of bioactive compounds with a DKP skeleton: tadalafil (PDE5 inhibitor), retosiban (oxytocin receptor antagonist) and plinabulin (tubulin polymerisation inhibitor).



Fig. 2 Comparison between DKPs and aza-DKPs.

<sup>a</sup>Université de Strasbourg, CNRS, Laboratoire d'Innovation Thérapeutique, LabEX MEDALIS, Faculté de Pharmacie, LIT UMR 7200, Strasbourg F-67000, France. E-mail: dominique.bonnet@unistra.fr; gulea@unistra.fr

<sup>b</sup>School of Pharmacy, University of East Anglia, Norwich Research Park, Norwich NR4 7TJ, UK



generated as potentially of interest for medicinal chemists, only 1700 had been synthesised with around 5 to 10 new scaffolds being published each year. Based on these considerations, our laboratory in collaboration with A. Ganesan focused on 1,2,4-triazine-3,6-diones or aza-diketopiperazines (aza-DKPs) as underprivileged analogues of DKPs with potentially similar or better properties. These compounds can be envisioned as arising from DKPs through scaffold hopping with the replacement of a  $sp^3$  carbon atom by a  $sp^2/sp^3$  nitrogen atom (Fig. 2). Compared to the DKP, there are now three nitrogen atoms in the ring system (hence the title of our review) with the opportunity to functionalise these positions through the choice of starting materials or late stage reactions after formation of the heterocycle.

Such a modification involving the replacement of a peptide  $\alpha$ -carbon by an extra nitrogen has already been studied in the backbone of linear polypeptides to give so called 'aza-peptides'. These modified peptides showed a flattening of the spatial arrangement of the substituents linked to the new nitrogen atom while having the potential to exhibit adaptive chirality.<sup>22,23</sup> This structural difference was also observed by us in the comparison between a DKP and its aza-DKP analogue by X-ray crystallography (Fig. 3).<sup>24</sup> The DKP **4** exhibits a general planar conformation of the ring, in this case with dihedral angles between C1–C2 and N1–C3 or C1–N2 and C4–C3 being close to 20°. On the other hand, the aza-DKP **5**, with the introduction of the third  $sp^2/sp^3$  nitrogen atom, displays a similar behaviour between C1–N1 and N2–C2 with an angle of 19°. However, the dihedral angle between C2–C3 and N3–C1 is here importantly deviated towards a less planar arrangement with a dihedral angle of 37°. Furthermore, NMR experiments performed in  $CDCl_3$  and  $DMSO-d_6$  and at several temperatures showed a relatively small variation of the different chemical shifts confirming the rigidity of this new scaffold in solution. Thus, this new heterocycle exhibits similar drug-like properties to a DKP (low molecular weight, 4 diversity points, in agreement with Lipinski's rules<sup>25</sup>) while orienting slightly differently its substituents in space offering different possible interactions with biological targets.



Fig. 3 X-ray crystallographic structure of DKP **4** (CCDC 1520134) and its aza-DKP analogue **5** (CCDC 1520133).



Scheme 1 Retrosynthesis of an aza-DKP.

A review of the literature showed that in 2020, only about 300 molecules exhibiting an aza-DKP skeleton were found in the Scifinder® database whereas around 40 000 DKPs were described, making aza-DKPs an underprivileged scaffold by comparison. To date, no reviews concerning this family of compounds have been published. Thus, we gathered all the publications dealing with the syntheses and properties of aza-DKPs. We first classified the different synthetic strategies according to the precursor involved in the cyclisation: the semicarbazide or the 2-aminohydrazide (Scheme 1). We then listed the different methods for the introduction of the different substituents at the four available ring positions either during the synthesis or *via* post-functionalisation. The final part of our review focuses on the physicochemical properties and biological activities of aza-DKPs.

## 2. Synthetic strategies

### 2.1. *Via* a cyclisation of a 2-aminohydrazide

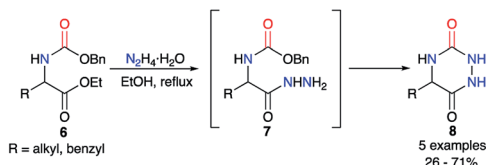
This strategy was based on the use of a 2-aminohydrazide derivative and the introduction or the formation of a suitable functional group (carbamate, carbazate or isocyanate) leading, through a cyclisation, to the urea moiety present in an aza-DKP (Scheme 2).

The first synthesis to obtain aza-diketopiperazines was first published by Schlögl and Korger in 1951,<sup>26</sup> and was performed in two steps from an amino acid precursor in racemic or enantiopure series. The carbamate derivatives of the amino acid **6** was treated with hydrazine monohydrate to form *in situ* the 2-aminoaceto-hydrazide derivatives **7**, which then cyclised onto the benzyl carbamate through an addition/elimination process to give the desired triazines **8** in yields ranging from 26 to 71% (Scheme 3). Nonetheless, the authors noted a total loss of optical activity in the final aza-DKP when enantiopure amino acids (*L*-leucine and *L*-tyrosine) were used. This racemisation



Scheme 2 Aza-DKP retrosynthesis *via* the cyclisation of a 2-aminoaceto-hydrazide.





Scheme 3 First aza-DKP synthesis.



Scheme 4 Bicyclic aza-DKP first example.

could be explained by the use of the hydrazine solution at high temperatures for several hours.

A similar approach was used by Winterfield and Nair on the racemic 1,2-dicarboxylated piperidine **9**, which was treated with anhydrous hydrazine and sodium ethoxide to obtain the first example of a bicyclic aza-DKP **10** in 65% yield (Scheme 4).<sup>27</sup>

This method was also employed in a patent published in 2002 regarding the synthesis of tadalafil analogues as PDE5 inhibitors.<sup>28</sup> Thus, from the enantiopure dicarboxylated precursor **11** and hydrazine, aza-DKP **12** was synthesised as a tadalafil analogue with a 10% yield (Scheme 5).

This strategy was also described by the team of Robba,<sup>29–31</sup> to obtain aza-DKPs fused to diverse N-heterocycles. Starting from carboxy-3-indazole hydrazide **13** and ethyl chloroformate, the acyclic precursor **14** was obtained (Scheme 6).<sup>29</sup> Then, upon treatment with KOH, **14** cyclised to the corresponding triazino-1,2,4-[4,5-*b*]indazole **15** with a yield of 79%. It can be noted here that in the final product, the 1-*H*-indazole heterocyclic moiety is replaced by a 2-*H*-indazole moiety, usually less stable by a few kcal mol<sup>-1</sup>.<sup>32</sup>

The same authors then extended their strategy to the synthesis of other fused aza-DKPs **17** and **19** involving heterocycles such as indoles<sup>30</sup> or pyrroles<sup>31</sup> (Scheme 7).



Scheme 5 Synthesis of an aza-DKP analogue of tadalafil.

Scheme 6 Triazino-1,2,4-[4,5-*b*]indazole synthesis from a 2-aminoacetohydrazine.

Scheme 7 Syntheses of aza-DKPs fused with N-heterocycles.



Scheme 8 Acylated aza-DKP synthesis via an amine cyclisation on an activated carbamate.

Pinnen *et al.* used the monocyclic precursor **20** and first switched the Boc-protecting group with a *p*-nitrophenoxycarbonyl by treating **20** sequentially with TFA and the corresponding aryl chloroformate. The amide function of **21** was then deprotonated by NaH leading after cyclisation on the activated carbamate to the lactic acid-derived bicyclic aza-DKP **22** (Scheme 8).<sup>33</sup>

From the 2-aminoacetohydrazide carbamate derivative **23**, Baudet *et al.* generated *in situ* upon treatment with diazomethane the isocyanate of an activated carbamate derived from phenol, 4-nitrophenol or thiophenol (Scheme 9).<sup>34</sup> After formation of the isocyanate intermediates **24**, the cyclisation occurred through the attack of the hydrazine on the carbonyl leading to the aza-DKPs **25** with yields between 78 and 84%.

This strategy was also performed in one single step from a 2-aminoacetohydrazide using phosgene or one of its synthetic



Scheme 9 Cyclisation via a masked isocyanate for the synthesis of aza-DKPs.



Scheme 10 Aza-DKP synthesis using diphosgene.



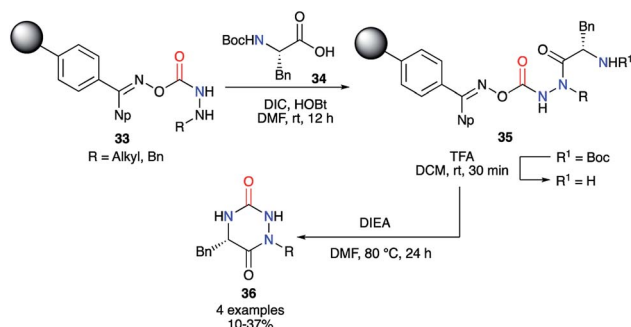


Scheme 11 Aza-DKP synthesis with one formal step by Beauchemin *et al.*

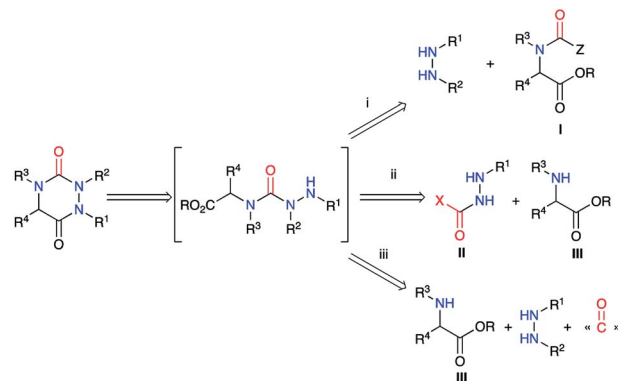
analogues. Baraldi and co-workers have been the first to use diphosgene for the synthesis of aza-DKPs. It allowed a quick cyclisation from precursors **27** *via* the double attack of both nucleophilic nitrogen atoms to obtain a series of pyrazolo[1,5-*d*]-1,2,4-triazines **28** with good yields between 53 and 68% (Scheme 10).<sup>35</sup>

Finally, the method described by Beauchemin *et al.* in 2015 showed the possibility to synthesise a whole series of disubstituted aza-DKPs **32** through a one-pot sequence in which **30** are not isolated (Scheme 11).<sup>36</sup> The phenol-derived carbazates **29** were first acylated by chloroacetyl chloride catalysed by pyridine, which cannot trigger the formation of the isocyanate. Then, the corresponding primary amine and triethylamine were added to the reaction mixture, the latter being basic enough to trigger the isocyanates **31** formation and the cyclisation, leading to the aza-DKPs **32** with global yields of 21 to 77%. It should be noted that this method was also performed on substrates with nucleophilic functions present on the hydrazine or the amine (alcohol, phenol, aniline, pyridine, thiophene, indole...) with yields from 33 to 73%.

This strategy was also used on solid phase by the team of Scialdone in 1999.<sup>37</sup> After fixing the desired hydrazine on a Phoxime® resin, the peptide coupling was performed with DIC and HOBT to add phenylalanine and to obtain the 2-aminoacetylhydrazide precursors **35**. After *N*-Boc deprotection with TFA, treatment with Hünig's base allowed isolation of the



Scheme 12 First example of an aza-DKP synthesis on a Phoxime® resin.



Scheme 13 Aza-DKP retrosynthesis *via* a cyclisation of a semicarbazide.

desired aza-DKPs **36** with low yields between 10 and 37% (Scheme 12).

## 2.2. *Via* cyclisation of a semicarbazide

The second strategy is based on a semicarbazide (isolated or not) that can be obtained by one of these three following routes (Scheme 13): (i) reaction of a hydrazine with an activated *N*-carboxylated amino acid derivative **I** (as an isocyanate or  $\alpha$ -lactam); (ii) reaction of an activated carbamate **II** with an amino acid derivative **III**; (iii) reaction of an amino acid derivative **III** with a hydrazine and a carbonyl source. The cyclisation of the semicarbazide through an amide bond formation affords the corresponding aza-DKPs.

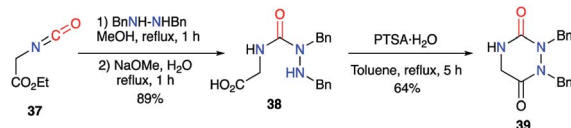
### 2.2.1. From a hydrazine and a dicarbonylated substrate.

Ethyl isocyanoacetate **37** was used as a nitrogen-containing and dicarbonylated derivative in a synthesis described by Schwan in 1983.<sup>38</sup> By reacting this isocyanate with a symmetrically disubstituted hydrazine, the author obtained the semicarbazide **38**, which then cyclised under acidic catalysis, leading to the desired aza-DKP **39** (Scheme 14).

Furthermore, Hoffman *et al.* used  $\alpha$ -lactams as partners in the reaction with hydrazines. The  $\alpha$ -lactam is obtained *in situ* from a *N*-(mesyloxy)malonamide by treatment with Hünig's base. Then, this intermediate may easily react by ring-opening with different amines, even poorly nucleophilic ones such as dicyclohexylamine, or hydrazines, leading to ureas or semicarbazides respectively.<sup>39</sup> Thus, different *N*-(mesyloxy)malonamides **40** and diversely substituted hydrazines were used to obtain aza-DKPs **43** with yields between 52 and 92% (Scheme 15).<sup>40</sup>

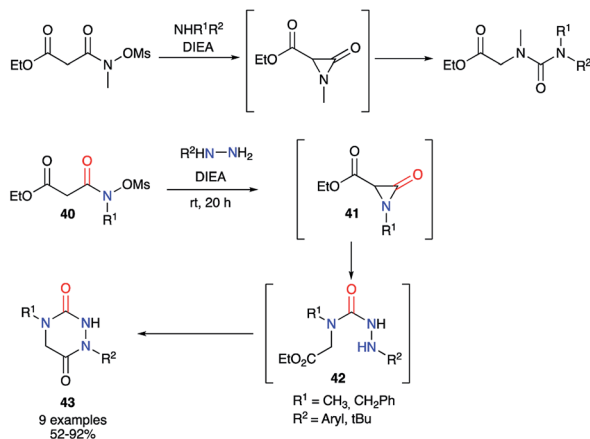
### 2.2.2. From activated carbazates and amino acids. An

alternative method to the previous one involves activated



Scheme 14 Aza-DKP synthesis from an isocyanate.

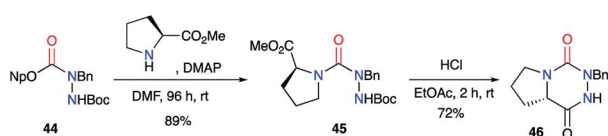




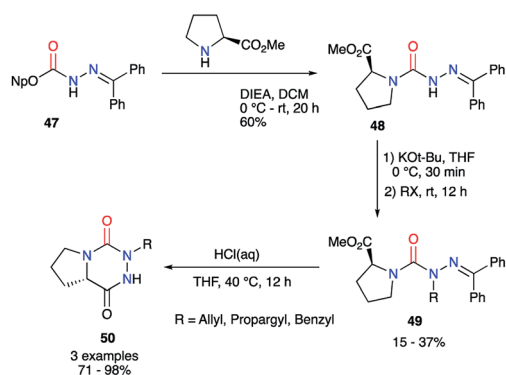
Scheme 15 Amines reaction with an  $\alpha$ -lactam; application to the synthesis of aza-DKPs.

carbazates as masked isocyanates for the formation of semicarbazides. Pinnen *et al.*<sup>41</sup> used DMAP as a nucleophilic catalyst to activate the 4-nitrophenyl-carbazate derivative **44** and thus generate the isocyanate at room temperature. The latter, in the presence of proline methyl ester, led to the desired semicarbazide **45** in 89% yield after 96 hours (Scheme 16). The cyclisation was performed under HCl catalysis and gave the final triazine **46** with a yield of 72%.

From the activated imino carbamate **47** and using Hünig's base, Lubell *et al.* obtained the corresponding semicarbazide **48** with a 60% yield while lowering reaction time to 20 hours (Scheme 17).<sup>42</sup> This intermediate was then *N*-alkylated in classical conditions with moderate yields to give the desired aza-DKPs **50** after the deprotection of the hydrazone and HCl-catalysed cyclisation.



Scheme 16 Aza-DKP synthesis from an activated carbazate.

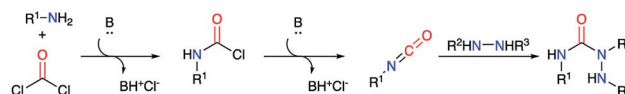


Scheme 17 Aza-DKP synthesis using an activated carbazate.

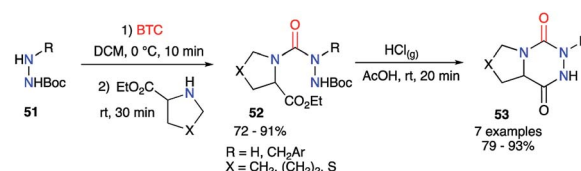
**2.2.3. From hydrazines, amino acids and a phosgene equivalent.** The reaction between phosgene ( $\text{COCl}_2$ ) and a primary amine represents a highly efficient method to form an isocyanate *in situ* by action of a base. This method enables the preparation of a large diversity of isocyanates for a straightforward access to compounds of interest such as semicarbazides (Scheme 18).

However, as phosgene is a highly reactive and toxic gas, less hazardous synthetic analogues were developed to replace it, such as liquid diphosgene (TCF, trichloromethyl chloroformate) or solid triphosgene (BTC, bis(trichloromethyl) carbonate). During the synthesis of aza-DKPs from hydrazines and cyclic amino acids, Obreza and Urleb used this kind of species to introduce the carbonyl group ( $\text{C}=\text{O}$ ) between two nitrogen atoms of the two partners (Scheme 19).<sup>43</sup> Triphosgene was used and the corresponding semicarbazides **52** were isolated in excellent yields. After acid-catalysed Boc-deprotection, the desired bicyclic aza-DKPs **53** were obtained by cyclisation through an amidation process.

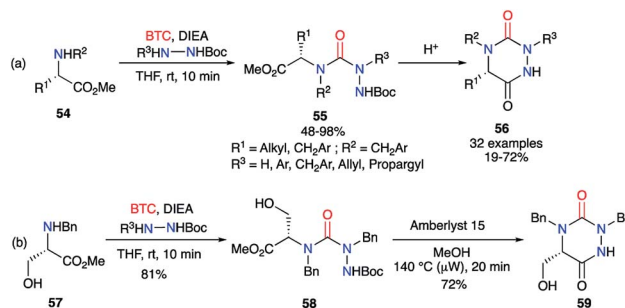
Based on the same strategy, several aza-DKPs **56** were synthesised from enantiopure amino acids by Ganesan's group in collaboration with our laboratory.<sup>44,45</sup> First, the synthesis was performed in two steps by isolating the intermediary semicarbazide **55** in high yields (Scheme 20). This intermediate was then cyclised with PPTS or the ion exchange resin Amberlyst 15, depending on the amino acid employed. These conditions allowed the *L*-serine methyl ester **57** to be used as a precursor,



Scheme 18 Semicarbazide synthesis using phosgene.



Scheme 19 Synthesis of bicyclic aza-DKPs using triphosgene.

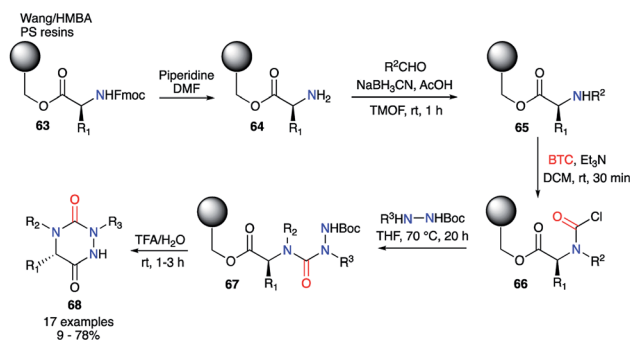


Scheme 20 (a) Aza-DKPs synthesis from enantiopure amino acids; (b) aza-DKP synthesis from the unprotected *L*-serine.





Scheme 21 One-pot synthesis of aza-DKPs.



Scheme 22 Aza-DKP synthesis on Wang or HMBA resin (PS = polystyrene).

without protecting the hydroxyl function, and the corresponding aza-DKP **59** was obtained in excellent yields (81 and 72%) without any undesired side-products.

Subsequently, a one-pot version of this strategy was developed (without isolating the semicarbazide intermediates **61**) using various amino acids (Scheme 21). The crude mixture obtained after the first step was directly treated with TFA in water to give after cyclisation the desired aza-DKPs **62** with yields between 27 and 70%.

Compared to the original racemizing reaction conditions described by Schlögl,<sup>26</sup> the milder method enabled access to chiral semicarbazides and their corresponding triazines. Although, no evidence regarding the absence of a partial racemisation has been described, this strategy still represents a significant step towards the synthesis of chiral aza-DKPs.

Furthermore, the same authors transferred this strategy towards solid phase synthesis (Scheme 22).<sup>44</sup> This method allowed a rapid synthesis of diverse derivatives without intermediate purification. Wang or HMBA resins were selected in order to start the synthesis with the desired amino acid directly attached to the solid support. After Fmoc-deprotection and reductive amination, the amino acids **65** was acylated with triphosgene leading to the corresponding carbamoyl chlorides **66**. This intermediate was then reacted with different *tert*-butyl carbazate derivatives to obtain the desired semicarbazides **67**. Upon treatment with TFA in water, the semicarbazides led to the corresponding aza-DKPs **68** in solution with yields between 9 and 78% for Wang resin and 53 to 93% for HMBA resin.

### 3. Aza-DKP structural variation

The variation of the substituents at the four positions of an aza-DKP structure (Fig. 4) may be performed either during their



Fig. 4 Numbering of a tetrasubstituted aza-DKP.

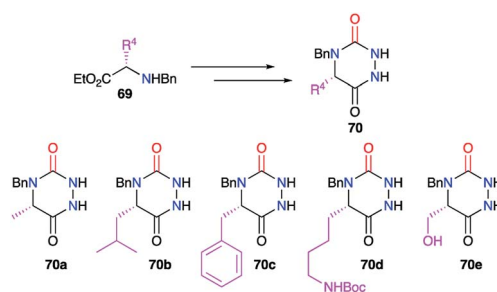
synthesis through the different strategies presented previously or by post-functionalisation.

#### 3.1. Variation during the synthesis

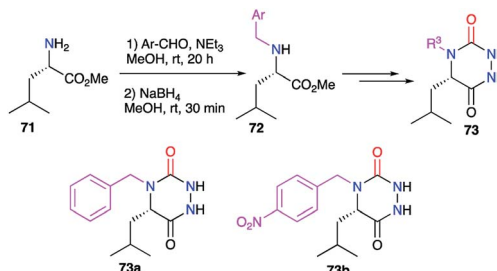
This strategy is based on the introduction of the desired substituent during the aza-DKP synthesis, by selecting the suitable reactive partners, according to the strategy employed (cf. § 2).

**3.1.1. Variation at positions 4 and 5.** The first category of variations can be performed at positions 4 and 5 of the heterocycle. The position 5 represents a key element for the structural diversification of aza-DKPs. The substituent placed at this position can originate from natural enantiopure amino acids used as precursors in several strategies (cf. § 2.2.3., Schemes 20 and 21).<sup>44,45</sup> Thus, different groups (alkyl, benzyl, or functionalised chains) have been varied at position 5 of an aza-DKP to obtain **70a–e** with the conservation of the amino acid enantiopurity (Scheme 23).

The substituent at position 4, linked to the nitrogen, was also modified during the syntheses of aza-DKPs. For instance, benzyl groups have been introduced at this position (cf. § 2.2.3., Scheme 19), from *N*-benzylated amino acids previously obtained by a reductive amination on **71** (Scheme 24).<sup>44</sup>

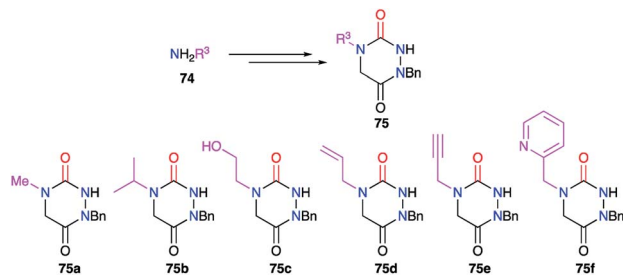


Scheme 23 Variation of the substituent at position 5 with amino acids.



Scheme 24 Variation of the substituent at position 4 with a reductive amination.





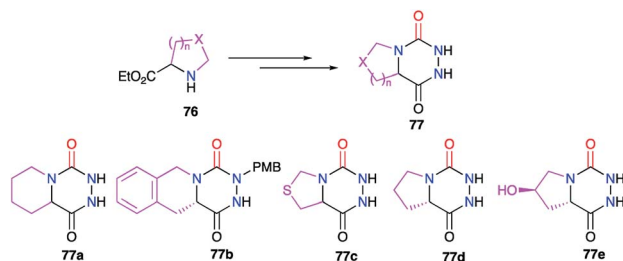
Scheme 25 Variation of the substituent at position 4 with primary amines.

This substituent was also diversified thanks to another strategy introducing a primary amine bearing this substituent before cyclisation (*cf.* § 2.1., Scheme 11).<sup>36</sup> Indeed, a large number of aza-DKPs (75) have been synthesised from commercially available primary amines (Scheme 25).

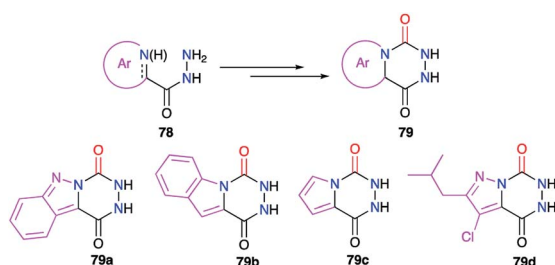
In the bicyclic aza-DKP series, positions 4 and 5 can also be linked together. Structures such as 77 can be obtained from suitable cyclic amino acid precursors 76 such as L-proline, pipercolinic acid or thiaproline (Scheme 26). The different methods used to synthesise such bicyclic systems were previously detailed (*cf.* § 2.1., Scheme 4; § 2.2.2., Schemes 16 & 17; § 2.2.3., Schemes 19–22).<sup>27,41–45</sup>

Finally, bicyclic aza-DKPs 79 fused to N-heterocycles have also been obtained (Scheme 27). The precursors used in these cases included the corresponding heterocycle (indazole, pyrrole or pyrazole) in their structure (*cf.* § 2.1., Schemes 6, 7 and 10).<sup>29–31,35</sup>

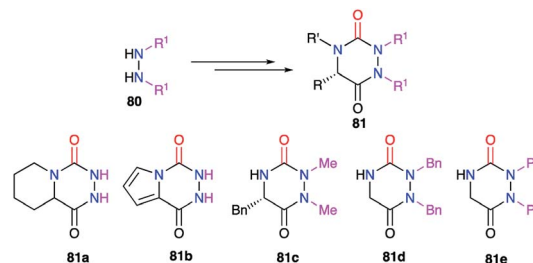
**3.1.2. Variation at positions 1 and 2.** Positions 1 and 2 relate to the substituents linked to the nitrogen atoms of the



Scheme 26 Bicyclic aza-DKPs: Variation of substituents at positions 4 and 5.



Scheme 27 Aza-DKPs fused with N-heterocycles.

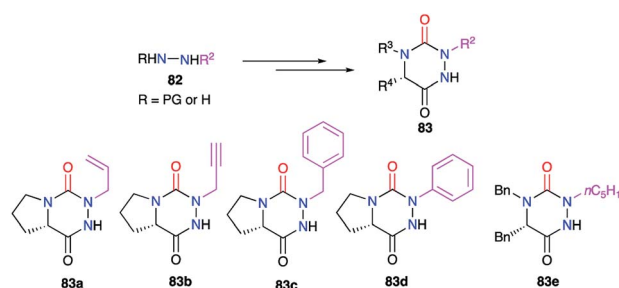


Scheme 28 Identical substituents at positions 1 and 2 from symmetrical disubstituted hydrazines.

hydrazone moiety. Amongst the synthetic methods previously described, several included a reaction between hydrazine and a carboxylated derivative. To avoid any regioselectivity issues, symmetric hydrazines 80 were first used (*cf.* 2.1., Schemes 3–7 & 9; *cf.* § 2.2.1, Scheme 14).<sup>26–31,34,38</sup> Thus several aza-DKPs 81 having identical substituents on nitrogen atoms N1 and N2 were obtained (Scheme 28).

The modification of the substituent at position 2 was also performed through different strategies, either by using mono-substituted hydrazines or 1,2-disubstituted hydrazines with one nitrogen atom being deactivated by a protecting group. For instance, the phenyl group was introduced by phenylhydrazine, the regioselectivity being controlled by deactivation of the N-phenyl nitrogen through mesomeric effect (*cf.* § 2.1., Scheme 10).<sup>35</sup> Using a particular hydrazine bearing on one side the desired substituent while the other is deactivated by a Boc protecting group, the formation of the semicarbazide precursor of the desired triazine was regioselective (*cf.* § 2.2.3., Schemes 20 and 21).<sup>44,45</sup> Another method used a hydrazone-protection for one of the nitrogen atoms while the other was deprotonated in order to introduce the desired substituent by N-alkylation (*cf.* § 2.2.2., Scheme 17).<sup>42</sup> This way alkyl, allyl, propargyl, benzyl, or phenyl groups have been introduced at position 2 during the synthesis of the corresponding aza-DKPs 83 (Scheme 29).

Finally, the substituent at position 1 can also be varied using monosubstituted hydrazines 84. In a similar way, the regioselectivity of the reaction involving hydrazine can be controlled by decreasing the nucleophilicity of the nitrogen bearing the desired substituent by steric or electronic effects (*cf.* § 2.1., Schemes 11 and 12; *cf.* § 2.2.1., Scheme 15).<sup>36,37,40</sup> Thereby, several groups (alkyl, benzyl, aryl) have been introduced during



Scheme 29 Substituents variation at position 2.





Scheme 30 Substituents variation at position 1.

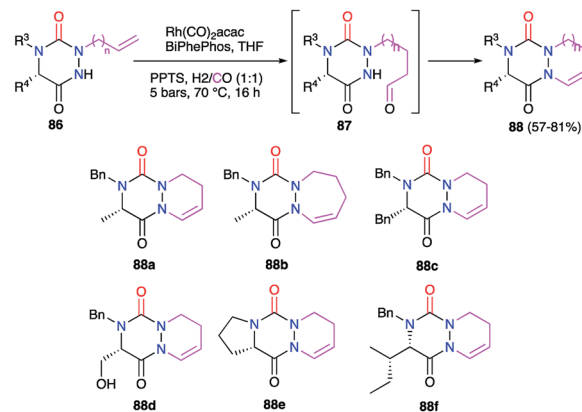
the synthesis of the corresponding aza-DKPs **85** on nitrogen N1 (Scheme 30).

Table 1 below summarizes the variations at the four positions of an aza-DKP, according to the precursor involved and the strategy employed, with the corresponding references from the literature.

### 3.2. Variation by post-functionalization

This strategy is based on the introduction or the modification of the substituents after the cyclisation step and has been developed by our team for the generation of aza-DKPs that cannot be easily obtained otherwise.

**3.2.1. Modification of the substituent in 1- and/or 2-positions.** Aza-DKPs **86** bearing either an allyl or a homoallyl group at position 2 were prepared in our laboratory (*cf.* § 2.2.3., Scheme 21). The double bond present in these structures could then be modified by a rhodium-catalysed hydroformylation, introducing regioselectively a formyl group at the terminal position. The aldehyde intermediate obtained was then



Scheme 31 Bicyclic aza-DKP formation via cyclohydroformylation.

engaged in a cyclisation process through an intramolecular condensation reaction on the nitrogen atom N1 leading to the corresponding bicyclic aza-DKPs **88** with yields between 57 and 81% (Scheme 31).<sup>45</sup> This cyclohydrocarbonylation strategy allowed the synthesis of a new series of bicyclic aza-DKPs fused with 6- or 7-membered rings on the hydrazine moiety. Furthermore, this process resulted in the formation of a cyclic enamide, with the double bond offering new opportunities for post-synthetic transformations.

The reactivity of the enamide was at first exploited to introduce functions at the  $\alpha$ -position to the nitrogen. For instance, when reacted with a nucleophile such as methanol in acidic medium (CSA), aza-DKPs **89** led to the corresponding chiral hemiaminal ethers **90** with yields between 61 and 86%. Diastereomeric ratios were higher than 93/7 for **90a-d** and about 37/63 for aza-DKP **90e** fused with a 7-membered ring (Scheme

Table 1 Synthetic strategies for the variation of the substituents at the four positions of an aza-DKP

Position on the aza-DKP	Strategy (§)	Precursor	Scheme	Ref.
1	2.1	$R^1NH-NH_2$	11 and 12	36 and 37
1	2.2.1	$R^1NH-NH_2$	15	40
2	2.1	$R^2NH-NH_2$	10	35
2	2.2.2	$R^2X$	17	42
2	2.2.3	$R^2NH-NHZ$	20 and 21	44 and 45
1 & 2 ( $R^1 = R^2 = R$ )	2.1	$NH_2-NH_2$	3-7	26-31
1 & 2 ( $R^1 = R^2 = R$ )	2.1, 2.2.1	$RNH-NHR$	9 and 14	34 and 38
3	2.1	$R^3NH_2$	11	36
3	2.2.3	$R^3NHCH(R^4)CO_2R$	20 and 21	44 and 45
4	2.2.3	$R^3NHCH(R^4)CO_2R$	20 and 21	44 and 45
3 & 4	2.1		4	27
3 & 4	2.1		6 and 7	29 and 31
3 & 4	2.2.2		16 and 17	41 and 42
3 & 4	2.2.3		19-22	43-45





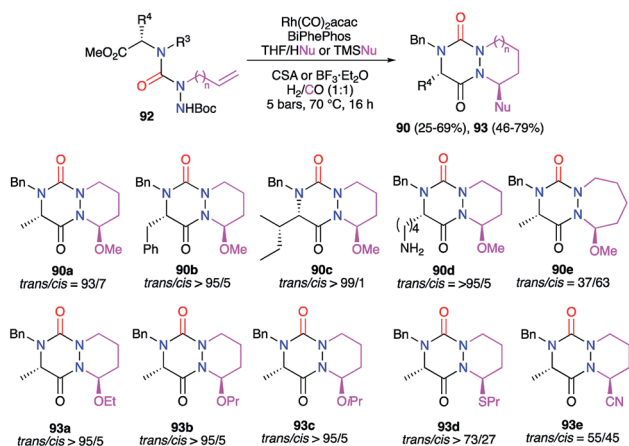


Scheme 32 Introduction of a methoxy group on a bicyclic aza-DKP.

Scheme 33 Domino cyclohydrocarbonylation/MeOH addition for the synthesis of bicyclic aza-DKP **90a**.

32).<sup>45</sup> Aza-DKP **90a** was also obtained through a one-pot process, from the *N*-allyl aza-DKP **91**, in cyclohydrocarbonylation conditions with methanol as a co-solvent. The yield as well as the diastereomeric ratio obtained in this case (74%, 93/7) were similar to the one obtained in the two-step process (Scheme 33).<sup>45</sup>

A multicomponent process including the formation of the triazine ring was also developed to obtain aza-DKPs. The linear precursor placed in cyclohydrocarbonylation conditions in the presence of a nucleophile (ROH, TMSCN, *n*PrSH) and a Brønsted (CSA) or Lewis acid (BF<sub>3</sub>), semicarbazides **92** led directly to the corresponding aza-DKPs **90** and **93** (Scheme 34).<sup>46</sup>



Scheme 34 One-pot synthesis of bicyclic functionalised aza-DKPs.

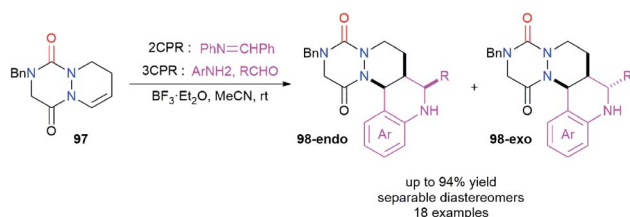


Scheme 35 Functionalisation of a bicyclic aza-DKP with other nucleophiles.

Treatment of the hemiaminal ether **90a** with other nucleophiles under BF<sub>3</sub>·Et<sub>2</sub>O catalysis allowed the introduction of several functions at the  $\alpha$ -position to the nitrogen (Scheme 35).<sup>45</sup> The use of trimethylsilyl cyanide (TMSCN) for instance allowed the introduction of a nitrile group at this position with a yield of 92% and a modest diastereomeric ratio of 68/32. The acidic hydrolysis of the major diastereomer gave the corresponding carboxylic acid **96** in 69% yield. In similar conditions, trimethylsilyl azide (TMSN<sub>3</sub>) allowed the addition of an azide function at this position in 88% yield and an excellent diastereomeric ratio (>95/5). The catalytic hydrogenation of **94** in the presence of di-*tert*-butyl dicarbonate (Boc<sub>2</sub>O) led to the corresponding carbamate **95** with a yield of 86%.

Aza-DKP **97** was also studied as an endocyclic enamide partner in the Povarov reaction in order to perform a formal difunctionalisation of the double bond (Scheme 36).<sup>47</sup> This reaction was catalysed by BF<sub>3</sub>·Et<sub>2</sub>O and was performed either with the iminodiene partner (2CPR) or directly with an aniline derivative and an aldehyde *via* a three component Povarov reaction (3CPR). Aliphatic and electron-deficient aromatic aldehydes were rather successfully used while electron poor or rich anilines could also be employed for this reaction. The Povarov adducts **98-endo** and **98-exo** were obtained in yields between 18 and 94% and diastereomeric ratios between 50/50 and >99/1, the diastereomers being separable by reversed-phase chromatography. The mechanistic aspects of this reaction were studied computationally.

**3.2.2. Modification of the substituent in 5-position.** The structural modification of the substituent in the 5-position of the aza-DKP has so far only been studied by our laboratory.

Scheme 36 Quinoline formation *via* a Povarov reaction on an endocyclic enamide.



Scheme 37 Hydroxyl substitution with an azide at position 5 of an aza-DKP.

From the serine-derived aza-DKP **99**, palladium-catalysed hydrogenation and hydrogenolysis allowed us to obtain directly aza-DKP **100**. The hydroxyl was substituted by an azide *via* a tosylate, leading after acid-promoted deprotection to the aza-DKP **103** with a good yield (Scheme 37).<sup>48</sup>

Afterwards, the azide moiety on the aza-DKP **103** was transformed through copper(i)-catalysed cycloaddition with several terminal alkynes, into the corresponding triazoles **104** with high yields (Scheme 38).

Starting from the same precursor **103**, the azide function was also reduced to the amine *via* palladium-catalysed hydrogenation. The resulting aza-DKP **105** was then *N*-acylated using different methods (Scheme 39). Using acyl chlorides led to the corresponding amides **106a–c** with yields between 77 and 93% (Scheme 39). Peptide coupling conditions allowed access to aza-DKPs **106d–e** coupled with *L*- and *D*-phenylalanine with respective yields and diastereomeric ratio of 84% (dr = 94/6) and 96% (dr = 93/7). A slight partial racemisation had occurred during the synthesis of the azide **103**, as the second diastereomer was observed. Moreover, the treatment of amine **105** with Boc<sub>2</sub>O led to the corresponding carbamate **106f** in 94% yield.<sup>48</sup>

Finally, under Mitsunobu conditions, aza-DKP **100** previously obtained was dehydrated to give the corresponding product **107** with an exocyclic double bond, in 91% yield (Scheme 40).<sup>48</sup>

**3.2.3. Introduction of a substituent in 4-position.** Studies from our laboratory also focused on the post-functionalisation of the position 4 of the heterocycle. The alkylation of the aza-DKP **106a** with bromide derivatives was performed in the presence of a phosphazene-type, non-nucleophilic, strong base



Scheme 38 Triazole formation at position 5 *via* Cu-catalysed [3 + 2] cycloaddition.



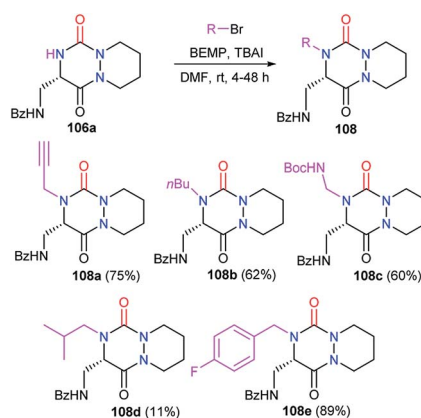
Scheme 39 Azide reduction and amine functionalisation.



Scheme 40 Aza-DKP dehydration at position 5.

(BEMP) and allowed us to introduce several alkyl, propargyl and benzylic substituents on the position 4 of the enantiopure aza-DKPs **108** with yields between 11 and 89% (Scheme 41).<sup>48</sup>

To perform the *N*-acylation in 4-position of the bicyclic aza-DKP **109**, Pinnen *et al.* used the acyl chloride derived from *O*-



Scheme 41 *N*-Alkylation at position 4.



Scheme 42 *N*-Acylation at position 4 with an acyl chloride.



benzyl lactic acid, in the presence of pyridine (Scheme 42).<sup>33</sup> This method led to aza-DKP **22** in only 15% yield, which was lower than that obtained by the same authors when the acyl group was introduced before the cyclisation step (*cf.* Scheme 8).



Fig. 6 Aza-DKP structure with potential crop protection activity.



Fig. 5 2D plot of current drug-like scaffold space (reproduced from *Org. Biomol. Chem.*, 2016, 14, 8859).

## 4. Aza-DKP physicochemical properties and biological activities

Although studies focused on aza-DKPs' physicochemical and biological properties are less extensive compared to their more common DKP counterparts, nevertheless they have shown promising results.

Recently, we evaluated the chemical space occupied by aza-DKPs and their "drug-likeness" properties by determining the quantitative estimate of the drug-likeness (QED).<sup>46</sup> Thus, the radius of gyration (ROG) was plotted as a function of the fraction of  $sp^3$ -hybridised carbons (Fsp3) of aza-DKP skeletons **D** and **E** and compared with more than 9000 unique structures described in the literature (Fig. 5).<sup>46</sup> This analysis showed that

Table 2 Physicochemical properties comparison of an aza-DKP and its DKP equivalent

Compound	Aza-DKP <b>5</b>	DKP <b>4</b>
Solubility (mM)	16.5 ± 0.6	1.0 ± 0.1
Log <i>D</i>	1.1 ± 0.1	1.4 ± 0.1
Stability (%)		
PBS (25 °C, 24 h)	>98	>98
Plasma (37 °C, 6 h)	>98	>98
Microsomes (37 °C, 30 min)	83 ± 3	51 ± 1

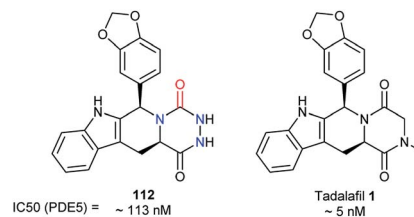
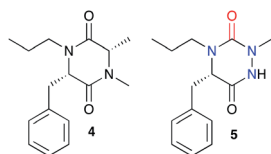
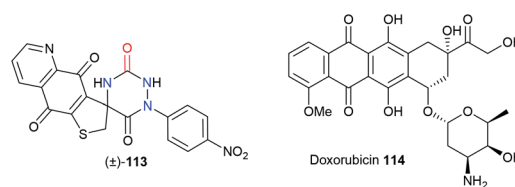


Fig. 7 Structures and activities of tadalafil and an aza-DKP analogue.

both structures **D** and **E** were found in an under-populated area of the graph, demonstrating that a new chemical space can be explored with these new structures. Furthermore, both **D** and **E** exhibited high Fsp3 values (~0.75) which allows a larger panel of decorating substituents around the scaffold while keeping this value high enough to improve their probability to successfully go through the different stages of clinical trials.<sup>49</sup>

Our group also compared the physicochemical properties of aza-DKP **5** and its DKP equivalent **4**. The aza-DKP studied exhibits a 16-fold higher aqueous solubility in PBS than the corresponding DKP (Table 2).<sup>46</sup> Compound **5** also shows a lower log *D* 7.4 than **4** enabling the introduction of apolar substituents around the core during the drug discovery process. Finally, although both structures exhibited similar stability in PBS or mouse plasma, a higher metabolic stability was observed for aza-DKP **5** in mouse liver microsomes (83% *vs.* 51% of

Table 3 Structures and cytotoxicity of an aza-DKP candidate **113** compared to doxorubicin **114**



Compound	IC <sub>50</sub> (μM)			
	CCRF-CEM	CCRF_SB	MT-4	HT-29
<i>rac</i> - <b>113</b>	0.002	0.002	0.005	1.01
<b>114</b>	0.02	0.03	0.01	0.01

Compound	IC <sub>50</sub> (μM)				
	MCF-7	HeLa	ACHN	SF-268	XF-498
<i>rac</i> - <b>113</b>	0.55	0.61	0.65	3.55	4.80
<b>114</b>	0.05	0.07	0.04	0.2	0.16



remaining molecules after 30 minutes in the presence of microsomes). These observations, if extrapolated, show better drug-like properties for these heterocycles compared with DKPs, a family of molecules already well known in medicinal chemistry.<sup>5</sup>

Regarding biological activities, only three studies including aza-DKPs have been reported to date. A team at Ciba–Geigy first described an aza-DKP **110**, in a patent about pyridine derivatives as pesticides, without specifying its activity (Fig. 6).<sup>50</sup>

Another patent published by a team at Lilly in 2002, focusing on tadalafil analogues, also synthesised aza-DKP **112** (Fig. 7).<sup>28</sup> This molecule exhibited an inhibitory activity against PDE5, lower than that of tadalafil **1** (113 nM vs. 5 nM).<sup>51</sup> Nevertheless, this example shows that the DKP to aza-DKP switch did not lead to a dramatic reduction of the activity profile, and may be compensated by pharmacokinetic gains such as aqueous solubility or stability.

Finally, both the groups of Bolognese and Lavecchia focused on an aza-DKP series as potential anti-cancer drugs (Table 3).<sup>52</sup> The spiro-fused aza-DKP ( $\pm$ )-**113** emerged from this series as the most promising example with its high activity against several cancer lines (CCRF-CEM, CCRF-SB, MT-4) especially when compared with doxorubicin **114**.

## 5. Conclusions

In this review we highlight the interest of aza-DKPs as potential alternative to the well-known DKPs. Several different synthetic strategies have been developed since the first example published by Schlögl and Korger in 1951. Many variations around the aza-DKP core have also been made during their synthesis or by post-functionalisation to reach the corresponding mono-, di-, tri- or tetra-substituted aza-DKPs. Therefore a wide variety of these structures is currently available occupying a new drug-like scaffold space. These 3D-shaped heterocycles with one or more sp<sup>3</sup>-hybridized carbons including stereocenters display promising physicochemical and biological properties. Thus, the replacement of one carbon-stereogenic center of a DKP by a nitrogen atom results in a significant increase of their water solubility and microsomal stability. The different accesses to chiral aza-DKPs starting from amino acid precursors combined with the range of substitution patterns available around the ring, should fuel further interest in the synthesis of these triazines and the investigation of their potential in chemical biology and drug discovery.

## Conflicts of interest

There are no conflicts to declare.

## Acknowledgements

This work was supported by the LabEx MEDALIS (ANR-10-LABX-0034), the Centre National de la Recherche Scientifique (CNRS), the University of Strasbourg. T. M. was supported by a fellowship from the Ecole Normale Supérieure Paris-Saclay.

## Notes and references

- 1 P. Das, M. D. Delost, M. H. Qureshi, D. T. Smith and J. T. Njardarson, *J. Med. Chem.*, 2019, **62**, 4265.
- 2 E. Vitaku, D. T. Smith and J. T. Njardarson, *J. Med. Chem.*, 2014, **57**, 10257.
- 3 C. Cornacchia, I. Cacciatore, L. Baldassarre, A. Mollica, F. Feliciani and F. Pinnen, *Mini-Rev. Med. Chem.*, 2012, **12**, 2.
- 4 Y. Wang, P. Wang, H. Ma and W. Zhu, *Expert Opin. Ther. Pat.*, 2013, **23**, 1.
- 5 A. D. Borthwick, *Chem. Rev.*, 2012, **112**, 3641.
- 6 M. Jida, D. Tourwé and S. Ballet, *RSC Adv.*, 2014, **4**, 38159.
- 7 R. Colombo, M. Mingozi, L. Belvisi, D. Arosio, U. Piarulli, N. Carenini, P. Perego, N. Zaffaroni, M. De Cesare, V. Castiglioni, E. Scanziani and C. Gennari, *J. Med. Chem.*, 2012, **55**, 10460.
- 8 J. F. González, I. Ortín, E. de la Cuesta and J. C. Menéndez, *Chem. Soc. Rev.*, 2012, **41**, 6902.
- 9 P. G. Sammes, Naturally occurring 2,5-dioxopiperazines and related compounds, in *Fortschritte der Chemie Organischer Naturstoffe*, ed. W. Herz, H. Grisebach and G. W. Kirby, Springer-Verlag, Vienna, 1975, pp. 51–118.
- 10 K. McClelland, P. J. Milne, F. R. Lucieto, C. Frost, S. C. Brauns, M. Van De Venter, J. Du Plessis and K. Dyason, *J. Pharm. Pharmacol.*, 2004, **56**, 1143.
- 11 M. B. Martins and I. Carvalho, *Tetrahedron*, 2007, **63**, 9923.
- 12 M. Imamura and C. Prasad, *Peptides*, 2003, **24**, 445.
- 13 M. L. Lopez-Rodriguez, J. Morcillo, M. E. Fernandez, E. Porras, L. Orensanz, M. E. Beneytez, J. Manzanares and J. A. Fuentes, *J. Med. Chem.*, 2001, **44**, 186.
- 14 A. Dagan, P. Grondin, C. Ruault, A.-C. Le Monnier de Gouville, H. Coste, J. M. Linget, J. Kirilovsky, F. Hyafil and R. Labaudinière, *J. Med. Chem.*, 2003, **46**, 4533; U. Gresser and C. H. Gleiter, *Eur. J. Med. Res.*, 2002, **7**, 435; K. Hatzimouratidis, *Ther. Adv. Urol.*, 2004, **6**, 135; N. S. Ahmed, *Drug Dev. Res.*, 2008, 1.
- 15 P. G. Wyatt, M. J. Allen, A. D. Borthwick, D. E. Davies, A. M. Exall, R. J. D. Hatley, W. R. Irving, D. G. Livermore, N. D. Miller, F. Nerozzi, S. L. Sollis and A. K. Szardenings, *Bioorg. Med. Chem. Lett.*, 2005, **15**, 2579.
- 16 J. Liddle, M. J. Allen, A. D. Borthwick, D. P. Brooks, D. E. Davis, R. M. Edwards, A. M. Exall, C. Hamlett, W. R. Irving, A. M. Mason, G. P. McCafferty, F. Nerozzi, S. Peace, J. Philp, D. Pollard, M. A. Pullen, S. S. Shabbir, S. L. Sollis, T. D. Westfall, P. M. Woolard, C. Wu and D. M. B. Hickey, *Bioorg. Med. Chem. Lett.*, 2008, **18**, 90.
- 17 A. D. Borthwick and J. Liddle, *Med. Res. Rev.*, 2011, **31**, 576.
- 18 R. S. Heist, O. R. Aren, A. C. Mita, J. Polikoff, L. Bazhenova, G. K. Lloyd, W. Mikrut, W. Reich, M. A. Spear and L. Huang, *J. Clin. Oncol.*, 2014, **15**, 8054.
- 19 A. A. Patchett and R. P. Nargund, *Annu. Rep. Med. Chem.*, 2000, **35**, 289.
- 20 M. E. Welsch, S. A. Snyder and B. R. Stockwell, *Curr. Opin. Chem. Biol.*, 2010, **14**, 347.
- 21 W. R. Pitt, D. M. Parry, B. G. Perry and C. R. Groom, *J. Med. Chem.*, 2009, **52**, 2952.



- 22 C. Didierjean, V. Del Duca, E. Benedettin, A. Aubry, M. Zouikri, M. Marraud and G. Boussard, *J. Pept. Res.*, 1997, **50**, 451.
- 23 S. Bouayad-Gervais and W. D. Lubell, *Molecules*, 2013, **18**, 14739.
- 24 P. Regenass, D. Bosc, S. Riché, P. Gizzi, M. Hibert, L. Karmazin, A. Ganesan and D. Bonnet, *J. Org. Chem.*, 2017, **6**, 3239.
- 25 C. A. Lipinski, F. Lombardo, B. W. Dominy and P. J. Feeney, *Adv. Drug Delivery Rev.*, 1997, **23**, 3.
- 26 K. Schlögl and G. Korger, *Monatsh. Chem.*, 1951, **82**, 799.
- 27 K. Winterfield and G. Nair, *Arch. Pharm.*, 1971, **71**, 216.
- 28 M. Orme, J. S. Sawyer and L. M. Schultze, Fused heterocyclic derivatives as phosphodiesterase inhibitors, WO200210166A1, 2002.
- 29 M. Robba, J.-C. Lancelot, D. Maume and A. Rabaron, *J. Heterocycl. Chem.*, 1978, **7**, 1159.
- 30 D. Maume, J.-C. Lancelot and M. Robba, *J. Heterocycl. Chem.*, 1979, **6**, 1217.
- 31 J.-C. Lancelot, D. Maume and M. Robba, *J. Heterocycl. Chem.*, 1981, **18**, 743.
- 32 J. Catalán, J. L. G. de Paz and J. Elguero, *J. Chem. Soc., Perkin Trans. 2*, 1996, **1**, 57.
- 33 F. Pinnen, G. Luisi, A. Calcagni, G. Lucente, E. Gavuzza and S. Cerrini, *J. Chem. Soc., Perkin Trans. 1*, 1994, **12**, 1611.
- 34 P. Baudet and M. Calin, *Helv. Chim. Acta*, 1969, **1**, 282.
- 35 P. G. Baraldi, B. Cacciari, R. Romagnoli and G. Spalluto, *Synthesis*, 1999, **1999**, 453; P. G. Baraldi, B. Cacciari, R. Romagnoli and G. Spalluto, *Arzneim.-Forsch./Drug Res.*, 1999, **12**, 997.
- 36 R. A. Ivanovitch, J.-F. Vincent-Rocan, E. B. Elkaeed and A. M. Beauchemin, *Org. Lett.*, 2015, **17**, 4898.
- 37 Y. Hamuro, W. J. Marshall and M. A. Scialdone, *J. Comb. Chem.*, 1999, **1**, 163.
- 38 T. Schwan, *J. Heterocycl. Chem.*, 1983, **20**, 547.
- 39 R. V. Hoffman, N. K. Nayyar and W. Chen, *J. Org. Chem.*, 1995, **13**, 4121.
- 40 R. V. Hoffman, N. K. Nayyar and W. Chen, *J. Org. Chem.*, 1995, **60**, 5992; R. V. Hoffman, M. M. Reddy, C. M. Klumas and F. Cervantes-Lee, *J. Org. Chem.*, 1998, **63**, 9128.
- 41 F. Pinnen, G. Luisi, G. Lucente, E. Gavuzza and S. Cerrini, *J. Chem. Soc., Perkin Trans. 1*, 1993, **7**, 819.
- 42 C. B. Bourguet, C. Proulx, S. Klocek, D. Sabatino and W. D. Lubell, *J. Pept. Sci.*, 2010, **16**, 284.
- 43 A. Obreza and U. Urleb, *Synth. Commun.*, 2003, **33**, 1011.
- 44 D. Bonnet, J.-F. Margathe, S. Radford, E. Pfimlin, S. Riché, P. Doman, M. Hibert and A. Ganesan, *ACS Comb. Sci.*, 2012, **14**, 323.
- 45 P. Regenass, J.-F. Margathe, A. Mann, J. Suffert, M. Hibert, N. Girard and D. Bonnet, *Chem. Commun.*, 2014, **50**, 9657; P. Regenass, Doctoral thesis, Laboratoire d'Innovation Thérapeutique, Faculté de Pharmacie, 2015.
- 46 P. Regenass, S. Riché, F. Péron, D. Rognan, M. Hibert, N. Girard and D. Bonnet, *Org. Biomol. Chem.*, 2016, **14**, 8859.
- 47 T. Maujean, N. Girard, A. Ganessan, M. Gulea and D. Bonnet, *Eur. J. Org. Chem.*, 2020, DOI: 10.1002/ejoc.202001339.
- 48 F. Péron, S. Riché, B. Lesur, M. Hibert, P. Breton, J.-M. Fourquez, N. Girard and D. Bonnet, *ACS Omega*, 2018, **3**, 15182.
- 49 F. Lovering, J. Bikker and C. Humblet, *J. Med. Chem.*, 2009, **52**, 6752.
- 50 H. Szczepanski, H. Kristinsson, P. Maienfisch and J. Ehrenfreund, Pyridine derivatives as pesticides, WO95/18123, 1995.
- 51 Y.-Y. Huang, Z. Li, Y.-H. Cai, L.-J. Feng, Y. Wu, X. Li and H.-B. Luo, *J. Chem. Inf. Model.*, 2013, **11**, 3044.
- 52 A. Bolognese, G. Correale, M. Manfra, A. Esposito, E. Novellino and A. Lavecchia, *J. Med. Chem.*, 2008, **51**, 8148.

