



Cite this: *Chem. Sci.*, 2020, 11, 241

All publication charges for this article have been paid for by the Royal Society of Chemistry

Isothiourea-catalysed enantioselective Michael addition of N-heterocyclic pronucleophiles to α,β -unsaturated aryl esters†

Chang Shu,‡ Honglei Liu,‡ Alexandra M. Z. Slawin, Cameron Carpenter-Warren and Andrew D. Smith *

The isothiourea-catalysed enantioselective Michael addition of 3-aryloxindole and 4-substituted-dihydropyrazol-3-one pronucleophiles to α,β -unsaturated *p*-nitrophenyl esters is reported. This process generates products containing two contiguous stereocentres, one quaternary, in good yields and excellent enantioselectivities (>30 examples, up to > 95 : 5 dr and 99 : 1 er). This protocol harnesses the multifunctional ability of *p*-nitrophenoxide to promote effective catalysis. In contrast to previous methodologies using tertiary amine Lewis bases, in which the pronucleophile was used as the solvent, this work allows bespoke pronucleophiles to be used in stoichiometric quantities.

Received 26th August 2019
Accepted 13th October 2019

DOI: 10.1039/c9sc04303a

rsc.li/chemical-science

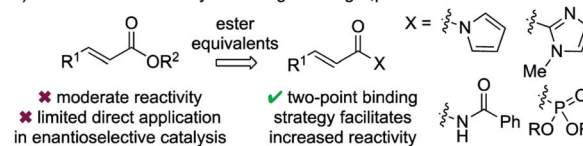
Introduction

Catalytic enantioselective Michael addition of enolate equivalents to α,β -unsaturated carbonyl compounds represents an efficient methodology for stereoselective C–C bond formation.¹ Within this field, considerable advances in catalytic enantioselective Michael additions to enals and enones have been reported.² Typical strategies involve activation of the Michael acceptor through iminium ion formation,³ H-bonding organocatalysis,⁴ or Lewis acid catalysis.⁵ In comparison to enals and enones, the intrinsic recalcitrance of α,β -unsaturated esters⁶ represents a significant challenge in enantioselective catalysis (Scheme 1a).⁷ Established metal-based catalytic systems allow, for example, conjugate additions of aryl boronic acids and Grignard reagents to α,β -unsaturated esters.⁸ Broader reactivity has been targeted through developing the use of ester surrogates such as *N*-acylpyrroles,⁹ 2-acyl imidazoles,¹⁰ activated imides¹¹ and β,γ -unsaturated acyl phosphonates.¹² Catalytic strategies using these motifs typically rely upon two-point binding between the enyl substrate and either a Lewis acidic metal catalyst¹³ or a H-bond donor organocatalyst.¹⁴ Despite these advances, only limited organocatalytic strategies have been developed that allow activation of α,β -unsaturated ester substrates, with the current state-of-the-art strategies having

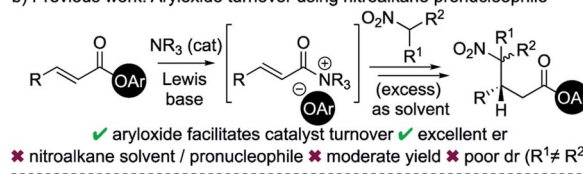
been showcased by List (silylium catalysis)¹⁵ and Dixon (BIMP catalysis).¹⁶

Chiral α,β -unsaturated acyl ammonium intermediates are readily prepared *in situ* from α,β -unsaturated acyl halides and anhydrides using tertiary amine Lewis base catalysts.¹⁷ They have been utilised as convenient and powerful synthons in a number of organocascade reactions,¹⁸ yet the Lewis base catalysed activation of α,β -unsaturated esters are rare. One major limitation within this field is the requirement of the reactive

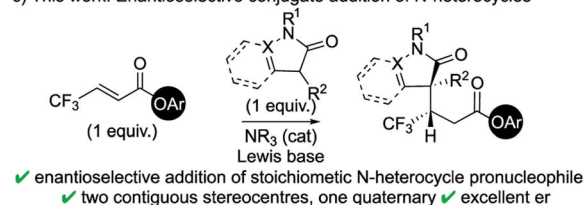
a) Enantioselective catalysis strategies using α,β -unsaturated esters



b) Previous work: Aryloxide turnover using nitroalkane pronucleophile



c) This work: Enantioselective conjugate addition of N-heterocycles



EaStCHEM, School of Chemistry, University of St Andrews, North Haugh, St Andrews, Fife, KY16 9ST, UK. E-mail: ads10@st-andrews.ac.uk

† Electronic supplementary information (ESI) available: Experimental procedures, product characterisation data (mpt, NMR, IR, HRMS, $[\alpha]_D$, HPLC), X-ray crystallographic data. CCDC 1882825, 1882826 and 1882818. For ESI and crystallographic data in CIF or other electronic format see DOI: 10.1039/c9sc04303a

‡ These authors contributed equally.

Scheme 1 Enantioselective Michael addition to α,β -unsaturated esters.





Fig. 1 Screening of pronucleophiles. Isolated overall yields given; dr determined by ¹H NMR spectroscopic analysis of crude mixture; er determined by chiral HPLC analysis of purified products and refers to er of major diastereoisomer.

partner to contain two distinct nucleophilic functionalities to facilitate conjugate addition and subsequent catalyst turnover.^{18a} In previous work we exploited aryloxide-facilitated catalyst turnover to show the compatibility of monofunctional nucleophilic reaction partners in this reaction manifold.¹⁹ This allowed the conjugate addition of nitronate anions to *in situ* generated α,β -unsaturated acyl ammonium intermediates. However, this transformation was inherently limited to the use of excess nitroalkane as both solvent and pronucleophile and was not applicable for the formation of quaternary stereogenic centres.

In the area of medicinal chemistry, the incorporation of N-heterocycles and fluorinated substituents into substrates are common strategies to improve physicochemical properties.²⁰ In this context, the application of this aryloxide turnover strategy to incorporate these valuable motifs was targeted.²¹ The major challenges were to identify suitable pronucleophiles containing N-heterocycles that could (i) be used as stoichiometric reagents rather than solvent; (ii) lead to the formation of a quaternary stereocentre; and (iii) be compatible with a range of acyl ammonium precursors. In this manuscript, these challenges are met through the enantioselective conjugate addition of enolates derived from dihydropyrazol-3-ones and 3-substituted

oxindoles to a range of α,β -unsaturated aryl esters, particularly those bearing a β -trifluoromethyl substituent.

Results and discussion

Initial studies probed the addition of a range of model N-heterocycle containing pronucleophiles 2–9 (1 equiv.) to β -trifluoromethyl α,β -unsaturated *p*-nitrophenyl (PNP) ester 1 to assess the feasibility of this process (Fig. 1). Screening showed that oxazolones and thiazolones 2–5, pyrrolidinone 6 and 3-benzyl oxindole 7 gave < 10% conversion to product using HyperBTM as the Lewis base catalyst (see ESI† for full details).

However dihydropyrazol-3-one 8 and 3-phenyl oxindole 9 pronucleophiles²² gave good reactivity, consistent with their expected lower *pK_a* and associated ease of enolate formation. Using dihydropyrazol-3-one 8, followed by addition of benzylamine, gave isolable amide 12,²³ with HyperBTM 10 giving

Table 1 Scope and limitations: dihydropyrazol-5-one pronucleophiles^a



^a Isolated overall yields given; dr determined by ¹H NMR spectroscopic analysis of crude mixture; er determined by chiral HPLC analysis of purified products. ^b Reaction at room temperature. ^c 20 mol% of (*R*)-BTM use.





Fig. 2 (A–E) Scope and limitations: 3-aryloxindole pronucleophiles and α,β -unsaturated aryl esters.^a Isolated overall yields given; dr determined by ¹H NMR spectroscopic analysis of crude mixture; er determined by chiral HPLC analysis.^b Reaction carried out at $-40\text{ }^{\circ}\text{C}$.

marginally improved yield over BTM 11 (entries 1 and 2). Consistent with the oxidative susceptibility of dihydropyrazol-3-ones in the presence of base,²⁴ only low product yield was observed with *i*Pr₂NEt (entry 3). Variation of solvent and temperature showed that THF at 0 °C was optimal, giving the desired amide in 72 : 28 dr.²⁵ Purification of the separable diastereoisomers provided 87% overall yield, with each diastereoisomer obtained with high enantioselectivity (96 : 4 er) (entry 4). Attempted reduction of the catalyst loading to 10 mol% gave 12 with high enantioselectivity but markedly reduced yield (entry 5). Moving to the oxindole series, *N*-Boc-3-phenyl-oxindole 9 gave isolable ester 13, with *i*Pr₂NEt required for optimal diastereoselectivity (entries 6 and 7). Variation of Lewis base catalysts 10 and 11 at 0 °C showed that HyperBTM 10 was optimal, giving 13 in 71% yield, 83 : 17 dr and 98 : 2 er (entry 9).

Further studies focused on structural variations of the pronucleophile. In the dihydropyrazol-3-one series, variation of the N(2)-, C(4)- or C(5)-substituents was investigated (Table 1). Variation of the N(2)-substituent showed that N-Ph gave higher product yield than N-Me or N-Bn substitution. Although moderate diastereoselectivities were observed, in each case purification allowed separation of the diastereoisomers, which were all obtained with excellent enantioselectivity (products 12, 25–26). C(4)-Ethyl and allyl variants, as well as a range of substituted C(4)-benzyl²⁶ derivatives, were also tolerated, giving

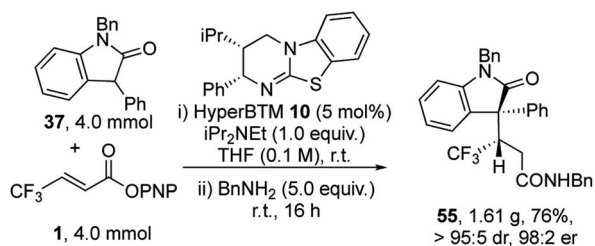
good product yields with high enantioselectivity (products 27–34). Using a C(4)-phenyl substituted pronucleophile with HyperBTM 10 gave 35 in moderate yield, while the use of (*R*)-BTM 11 gave improved yield and stereocontrol.

Within the 3-aryloxindole class, *N*-methyl substitution led to improved stereoselectivity over the *N*-Boc variant, giving amide 53 in 80% yield, >95 : 5 dr and 98 : 2 er (Fig. 2A). Using *N*-benzyl 3-phenyl oxindole led to similarly excellent stereoselectivity, giving ester 54 directly in 74% yield, >95 : 5 dr and 98 : 2 er,²⁶ or the corresponding amides 55–57 (following addition of the appropriate amine) in excellent yield, >95 : 5 dr and >98 : 2 er in each case. Further investigation probed the scope and limitations of this transformation through subjecting a variety of substituted 3-aryloxindoles to this protocol. Notably, studies showed that 5-, 6-, and 7-substituents within the oxindole were readily tolerated (Fig. 2B). For example, 5-MeO substituted 3-phenyl oxindole gave 58 in 72% yield, 90 : 10 dr and 98 : 2 er, while 5-Cl-, 6-Cl- and 7-Cl- derivatives gave 59–61 respectively in excellent yield, >95 : 5 dr and up to 95 : 5 er. This protocol was extended to a range of 3-aryloxindole pronucleophiles bearing either extended π -systems, fluorinated substituents, electron-donating or electron-withdrawing substituents, as well as the heteroaryl 3-(2-thienyl) motif (Fig. 2C). Products 62–69 were isolated in good to excellent yields with 91 : 9 to >95 : 5 dr and 92 : 8 to >99 : 1 er. Either 2-substitution of the oxindole 3-aryl



group (2-MeOC₆H₄, 2-FC₆H₄), or the incorporation of a strongly electron-donating 4-Me₂NC₆H₄ substituent, led to no reactivity, presumably due to either additional steric encumbrance or increased pK_a of the substrate disfavoured enolate formation (Fig. 2D). Extension of this procedure to a range of β-substituted α,β-unsaturated esters was also probed, using *N*-benzyl-3-phenyloxindole **37** as a representative pronucleophile. Electron-withdrawing groups at the β-position were readily tolerated, with C(3)-difluoromethyl-, C(3)-chlorodifluoromethyl-, and C(3)-bromodifluoromethyl-substituted esters giving the corresponding derivatives **76–78** in good to excellent yields and high diastereo- and enantiocontrol (Fig. 2E). Significantly, both crotonic and cinnamic PNP esters also proved compatible with this methodology. In our previous work crotonic esters proved low yielding (~20%) while cinnamic derivatives gave no reaction,¹⁹ highlighting the significant potential of this approach. For example, addition of **37** to the crotonic PNP ester gave **79** in 85% yield with promising stereocontrol (86 : 14 dr and 86 : 14 er). Addition of **37** to the cinnamate PNP ester derivative gave **80** with poor diastereocontrol but high enantioselectivity in excellent yield.²⁷ The incorporation of a β-ester substituent gave product **81** in moderate dr but excellent overall yield and enantioenrichment, indicating that the hybridisation of the β-substituent may be significant in determining diastereocontrol.

To demonstrate the utility of this process a gram scale reaction was carried out (Scheme 2). At this practical scale the catalyst loading of HyperBTM **10** could be readily reduced to 5 mol%, giving product **55** in 76% yield, >95 : 5 dr and 98 : 2 er.

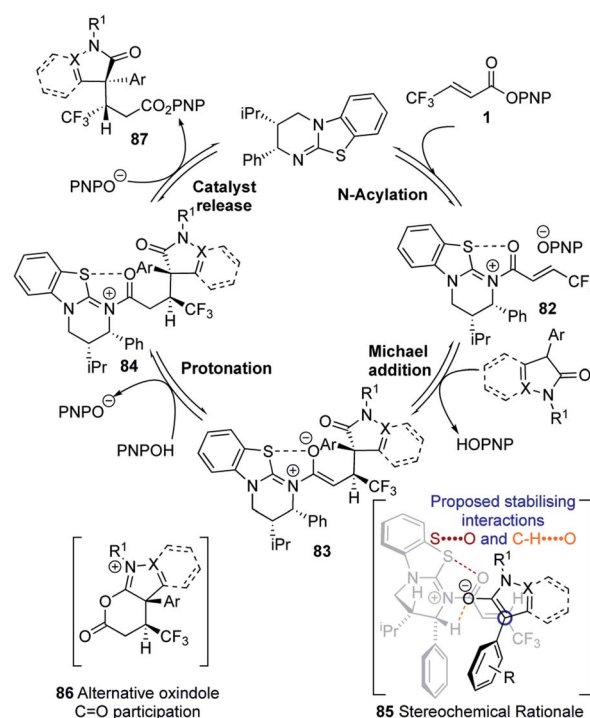


Scheme 2 Gram-scale experiment.

Following our previous mechanistic investigations,¹⁹ a proposed catalytic cycle is outlined in Scheme 3. Catalysis is initiated through rapid and reversible catalyst acylation by the α,β-unsaturated PNP ester **1** to give α,β-unsaturated acyl isothiuronium ion pair **82**. Deprotonation of the pronucleophile by the released *p*-nitrophenoxide,²⁸ followed by Michael addition of the resultant enolate to the α,β-unsaturated acyl isothiuronium **82**, in the assumed stereo-determining step, will generate isothiuronium enolate **83**. Subsequent protonation, presumably by the generated *p*-nitrophenol, gives acyl isothiuronium ion pair **84**. Finally, catalyst turnover either directly by *p*-nitrophenoxide, or by intramolecular participation from the oxindole C=O to give **86**, followed by addition of *p*-nitrophenoxide, gives the Michael addition product **87** and

regenerates the isothiurea. The stereochemical outcome of the reaction can be rationalised by the α,β-unsaturated acyl isothiuronium **82** adopting an *s-cis* conformation, with a 1,5 S⋯O interaction between the acyl O and catalyst S providing a conformational lock.^{17p,29} Enantioselective conjugate addition of the *N*-heterocycle-derived enolate to the *Si*-face of the α,β-unsaturated acyl isothiuronium **82** takes place *anti*- to the stereodirecting pseudo-axial phenyl substituent of the acylated HyperBTM isothiurea catalyst.

The observed diastereoselectivity is consistent with the reaction proceeding through pre-transition state assembly **85**, in which non-bonding interactions around the prostereogenic centres are minimised while allowing for a potentially-stabilising C–H⋯O interaction³⁰ between the enolate oxygen and acidic α-ammonium C–H of the acylated catalyst.



Scheme 3 Proposed mechanism for the reaction.

Conclusions

In summary, we have developed an isothiurea-catalysed enantioselective protocol for the Michael addition of 3-aryloxindole and 4-substituted-dihydropyrazol-3-one pronucleophiles to a range of α,β-unsaturated *p*-nitrophenyl esters. This protocol allows the use of pronucleophiles as stoichiometric reagents rather than solvent, affording products containing *N*-heterocycles and fluorinated substituents bearing contiguous quaternary and tertiary stereocenters in moderate to high yield and with generally excellent diastereo- and enantioselectivity (>30 examples, up to >95 : 5 dr and 98 : 2 er). A broad range of substitution patterns within the heterocyclic pronucleophiles is tolerated, with 3-aryloxindoles leading to optimal diastereo- and



enantiocontrol. Variation of the β -substituent within the α,β -unsaturated ester showed that electron-withdrawing β -substituents provided optimal stereocontrol. Notably, in contrast to our previous work, both crotonic and cinnamic esters gave high product yields, further demonstrating the generality of this process. This protocol enhances the utility of α,β -unsaturated acyl ammonium catalysis and uses the multifunctional ability of the aryloxide to act as a leaving group, a proton shuttle (through acting as a Brønsted base, then Brønsted acid as *p*-nitrophenol) and as a Lewis base to promote catalyst turnover.³¹

Conflicts of interest

There are no conflicts to declare.

Acknowledgements

The research leading to these results (C. S., H. L.) has received funding from the Royal Society Newton Fellowship Programme. A. D. S. thanks the Royal Society for a Wolfson Research Merit Award.

Notes and references

- For selected reviews see: (a) J. d'Angelo, D. Desmaële, F. Dumas and A. Guingant, *Tetrahedron: Asymmetry*, 1992, **3**, 459; (b) S. C. Jha and N. N. Joshi, *ARKIVOC*, 2002, 167; (c) C. Bhanja, S. Jena, S. Nayak and S. Mohapatra, *Beilstein J. Org. Chem.*, 2012, **8**, 1668; (d) Y. Zhang and W. Wang, *Catal. Sci. Technol.*, 2012, **2**, 42; (e) M. M. Heravi, P. Hajiabbasi and H. Hamidi, *Curr. Org. Chem.*, 2014, **18**, 489; (f) S. Nayak, S. Chakraborty, S. Bhakta, P. Panda and S. Mohapatra, *Res. Chem. Intermed.*, 2016, **42**, 2731; (g) C. Hui, F. Pu and J. Xu, *Chem.–Eur. J.*, 2017, **23**, 4023; (h) S. Yumiko, *Mini-Rev. Org. Chem.*, 2018, **15**, 236.
- For select reviews see: (a) N. Krause and A. Hoffmann-Röder, *Synthesis*, 2001, 171; (b) J. Christoffers, G. Koripelly, A. Rosiak and M. Rössle, *Synthesis*, 2007, 1279.
- For selected examples see: (a) J.-W. Xie, L. Yue, D. Xue, X.-L. Ma, Y.-C. Chen, Y. Wu, J. Zhu and J.-G. Deng, *Chem. Commun.*, 2006, 1563; (b) M. P. Patil and R. B. Sunoj, *Chem. Asian J.*, 2009, **4**, 714; (c) X. Huang, Y.-H. Wen, F.-T. Zhou, C. Chen, D.-C. Xu and J.-W. Xie, *Tetrahedron Lett.*, 2010, **51**, 6637; (d) I. Mager and K. Zeitler, *Org. Lett.*, 2010, **12**, 1480; (e) Z. Mao, Y. Jia, W. Li and R. Wang, *J. Org. Chem.*, 2010, **75**, 7428; (f) J. F. Wang, C. Qi, Z. M. Ge, T. M. Cheng and R. T. Li, *Chem. Commun.*, 2010, **46**, 2124; (g) J. F. Wang, X. Wang, Z. M. Ge, T. M. Cheng and R. T. Li, *Chem. Commun.*, 2010, **46**, 1751; (h) K. Patora-Komisarska, M. Benohoud, H. Ishikawa, D. Seebach and Y. Hayashi, *Helv. Chim. Acta*, 2011, **94**, 719; (i) A. Quintard and A. Alexakis, *Chem. Commun.*, 2011, **47**, 7212; (j) S. Vera, Y. K. Liu, M. Marigo, E. C. Escudero-Adan and P. Melchiorre, *Synlett*, 2011, 489; (k) N. Lu, L. Meng, D. Chen and G. Zhang, *J. Phys. Chem. A*, 2012, **116**, 670; (l) H. S. Yoon, X. H. Ho, J. Jang, H. J. Lee, S. J. Kim and H. Y. Jang, *Org. Lett.*, 2012, **14**, 3272; (m) Y. Gu, Y. Wang, T. Y. Yu, Y. M. Liang and P. F. Xu, *Angew. Chem., Int. Ed.*, 2014, **53**, 14128; (n) R. Lagoutte, C. Besnard and A. Alexakis, *Eur. J. Org. Chem.*, 2016, 4372; (o) A. Ueda, T. Umeno, M. Doi, K. Akagawa, K. Kudo and M. Tanaka, *J. Org. Chem.*, 2016, **81**, 6343; (p) Z. L. Jia, Y. Wang, C. G. Zhao, X. H. Zhang and P. F. Xu, *Org. Lett.*, 2017, **19**, 2130; (q) F. Larnaud, A. Sulpizi, N. O. Haggman, J. M. E. Hughes, D. F. Dewez and J. L. Gleason, *Eur. J. Org. Chem.*, 2017, 2637; (r) Z.-X. Wang, Z. Zhou, W. Xiao, Q. Ouyang, W. Du and Y.-C. Chen, *Chem.–Eur. J.*, 2017, **23**, 10678; (s) B. Mondal, M. Balha and S. C. Pan, *Asian J. Org. Chem.*, 2018, **7**, 1788; (t) K. Swiderek, A. R. Nodding, Y. H. Tsai, L. Y. P. Luk and V. Moliner, *J. Phys. Chem. A*, 2018, **122**, 451.
- For an excellent overview see: (a) A. G. Doyle and E. N. Jacobsen, *Chem. Rev.*, 2007, **107**, 5713. For select examples see: (b) Y. Kobayashi, Y. Taniguchi, N. Hayama, T. Inokuma and Y. Takemoto, *Angew. Chem., Int. Ed.*, 2013, **52**, 11114; (c) T. Inokuma, Y. Hoashi and Y. Takemoto, *J. Am. Chem. Soc.*, 2006, **128**, 9413.
- For selected seminal examples see: (a) S. Kobayashi, S. Suda, M. Yamada and T. Mukaiyama, *Chem. Lett.*, 1994, 97; (b) A. Bernardi, K. Karamfilova, S. Sanguinetti and C. Scolastico, *Tetrahedron*, 1997, **53**, 13009; (c) H. Kitajima and T. Katsuki, *Synlett*, 1997, 568; (d) D. A. Evans, T. Rovis, M. C. Kozlowski and J. S. Tedrow, *J. Am. Chem. Soc.*, 1999, **121**, 1994; (e) D. A. Evans, M. C. Willis and J. N. Johnston, *Org. Lett.*, 1999, **1**, 865; (f) D. A. Evans, K. Scheidt, J. N. Johnston and M. C. Willis, *J. Am. Chem. Soc.*, 2001, **123**, 4480.
- D. S. Allgäuer, H. Jangra, H. Asahara, Z. Li, Q. Chen, H. Zipse, A. R. Ofial and H. Mayr, *J. Am. Chem. Soc.*, 2017, **139**, 13318.
- E. Badiola, B. Fiser, E. Gomez-Bengoa, A. Mielgo, I. Olaizola, I. Urruzuno, J. M. Garcia, J. M. Odriozola, J. Razkin, M. Oiarbide and C. Palomo, *J. Am. Chem. Soc.*, 2014, **136**, 17869.
- (a) S. R. Harutyunyan, F. Lopez, W. R. Browne, A. Correa, D. Peña, R. Badorrey, A. Meetsma, A. J. Minnaard and B. L. Feringa, *J. Am. Chem. Soc.*, 2006, **128**, 9103; (b) S. R. Harutyunyan, T. den Hartog, K. Geurts, A. J. Minnaard and B. L. Feringa, *Chem. Rev.*, 2008, **108**, 2824; (c) Y. Takaya, T. Senda, H. Kurushima, M. Ogasawara and T. Hayashi, *Tetrahedron: Asymmetry*, 1999, **10**, 4047; (d) T. Hayashi and K. Yamasaki, *Chem. Rev.*, 2003, **103**, 2829.
- S. Matsunaga, T. Kinoshita, S. Okada, S. Harada and M. Shibasaki, *J. Am. Chem. Soc.*, 2004, **126**, 7559.
- (a) D. A. Evans, K. R. Fandrick and H.-J. Song, *J. Am. Chem. Soc.*, 2005, **127**, 8942; (b) J. Mansot, J.-J. Vasseur, S. Arseniyadis and M. Smietana, *ChemCatChem*, 2019, DOI: 10.1002/cctc.201900743.
- C. D. Vanderwal and E. N. Jacobsen, *J. Am. Chem. Soc.*, 2004, **126**, 14724.
- (a) D. A. Evans, K. A. Scheidt, K. R. Fandrick, H. W. Lam and J. Wu, *J. Am. Chem. Soc.*, 2003, **125**, 10780; (b) D. A. Evans and J. S. Johnson, *J. Am. Chem. Soc.*, 1998, **120**, 4895; (c) H. Jiang, M. W. Paixão, D. Monge and K. A. Jørgensen, *J. Am. Chem. Soc.*, 2010, **132**, 2775.



- 13 For select examples see: (a) J. S. Johnson and D. A. Evans, *Acc. Chem. Res.*, 2000, **33**, 325; (b) M. P. Sibi, S. Manyem and J. Zimmerman, *Chem. Rev.*, 2003, **103**, 3263; (c) A. W. Hird and A. M. Hoveyda, *Angew. Chem., Int. Ed.*, 2003, **42**, 1276; (d) K. Itoh and S. Kanemasa, *J. Am. Chem. Soc.*, 2002, **124**, 13394.
- 14 For select examples see: (a) J. Zu, J. Wang, H. Li, H. Xe, W. Jiang and W. Wang, *J. Am. Chem. Soc.*, 2007, **129**, 1036; (b) M. P. Sibi and K. Itoh, *J. Am. Chem. Soc.*, 2007, **129**, 8064; (c) B. Tan, X. Zeng, W. W. Y. Leong, Z. Shi, C. F. Barbas III and G. Zhong, *Chem.–Eur. J.*, 2012, **18**, 63; (d) D. Uraguchi, Y. Vek and T. Ooi, *Science*, 2009, **326**, 120; (e) T. Liu, Y. Wang, G. Wu, H. Song, Z. Zhou and C. Tang, *J. Org. Chem.*, 2011, **76**, 4119; (f) A. Baschieri, L. Bernardi, A. Ricci, S. Suresh and M. F. A. Adamo, *Angew. Chem., Int. Ed.*, 2009, **48**, 9342; (g) J. Zhang, X. Liu, X. Ma and R. Wang, *Chem. Commun.*, 2013, **49**, 9329; (h) D.-Q. Xu, Y.-F. Wang, W. Zhang, S.-P. Luo, A. G. Zhong, A.-B. Xia and Z.-Y. Xu, *Chem.–Eur. J.*, 2010, **16**, 4177.
- 15 T. Katzenmeier, P. S. J. Kaib, J. B. Lingnau, R. Goddard and B. List, *Angew. Chem., Int. Ed.*, 2018, **57**, 2464.
- 16 J. Yang, A. J. M. Farley and D. J. Dixon, *Chem. Sci.*, 2017, **8**, 606.
- 17 For selected examples see: (a) E. Bappert, P. Muller and G. C. Fu, *Chem. Commun.*, 2006, 2604; (b) S. Pandiancherri, S. J. Ryan and D. W. Lupton, *Org. Biomol. Chem.*, 2012, **10**, 7903; (c) J. Cheng, Z. Huang and Y. R. Chi, *Angew. Chem., Int. Ed.*, 2013, **52**, 8592; (d) G. Liu, M. E. Shirley, K. N. Van, R. L. McFarlin and D. Romo, *Nat. Chem.*, 2013, **5**, 1049; (e) E. R. T. Robinson, C. Fallan, C. Simal, A. M. Z. Slawin and A. D. Smith, *Chem. Sci.*, 2013, **4**, 2193; (f) S. Vellalath, K. N. Van and D. Romo, *Angew. Chem., Int. Ed.*, 2013, **52**, 13688; (g) J. Xu, Z. Jin and Y. R. Chi, *Org. Lett.*, 2013, **15**, 5028; (h) M. E. Abbasov, B. M. Hudson, D. J. Tantillo and D. Romo, *J. Am. Chem. Soc.*, 2014, **136**, 4492; (i) P. Chauhan and D. Enders, *Angew. Chem., Int. Ed.*, 2014, **53**, 1485; (j) Y. Fukata, T. Okamura, K. Asano and S. Matsubara, *Org. Lett.*, 2014, **16**, 2184; (k) Y. Fukata, K. Asano and S. Matsubara, *J. Am. Chem. Soc.*, 2015, **137**, 5320; (l) S. V. Vellalath, N. Khoi and D. Romo, *Tetrahedron Lett.*, 2015, **56**, 3647; (m) N. A. Ahlemeyer and V. B. Birman, *Org. Lett.*, 2016, **18**, 3454; (n) Z. Fu, X. Wu and Y. R. Chi, *Org. Chem. Front.*, 2016, **3**, 145; (o) A. Matviitsuk, J. E. Taylor, D. B. Cordes, A. M. Slawin and A. D. Smith, *Chem.–Eur. J.*, 2016, **22**, 17748; (p) E. R. T. Robinson, D. M. Walden, C. Fallan, M. D. Greenhalgh, P. H.-Y. Cheong and A. D. Smith, *Chem. Sci.*, 2016, **7**, 6919; (q) M. E. Abbasov, B. M. Hudson, W. Kong, D. J. Tantillo and D. Romo, *Org. Biomol. Chem.*, 2017, **15**, 3179; (r) M. E. Abbasov, B. M. Hudson, D. J. Tantillo and D. Romo, *Chem. Sci.*, 2017, **8**, 1511; (s) E. R. T. Robinson, A. B. Frost, P. Elias-Rodríguez and A. D. Smith, *Synthesis*, 2017, **49**, 409; (t) G. Kang, M. Yamagami, S. Vellalath and D. Romo, *Angew. Chem., Int. Ed.*, 2018, **57**, 6527; (u) K. N. Van and D. Romo, *J. Org. Chem.*, 2018, **83**, 632; (v) M. D. Greenhalgh, S. Qu, A. M. Z. Slawin and A. D. Smith, *Chem. Sci.*, 2018, **9**, 4909.
- 18 For selected reviews see: (a) S. Vellalath and D. Romo, *Angew. Chem., Int. Ed.*, 2016, **55**, 13934; (b) J. Merad, J.-M. Pons, O. Chuzel and C. Bressy, *Eur. J. Org. Chem.*, 2016, 5589.
- 19 A. Matviitsuk, M. D. Greenhalgh, D.-J. B. Antúnez, A. M. Z. Slawin and A. D. Smith, *Angew. Chem., Int. Ed.*, 2017, **56**, 12282.
- 20 For selected examples that emphasise the importance of products containing nitrogen heterocycles see: (a) E. Vitaku, D. T. Smith and J. T. Njardarson, *J. Med. Chem.*, 2014, **57**, 10257; (b) R. D. Taylor, M. MacCoss and A. D. G. Lawson, *J. Med. Chem.*, 2014, **57**, 5845; (c) D. C. Blakemore, L. Castro, I. Churcher, D. C. Rees, A. W. Thomas, D. M. Wilson and A. Wood, *Nat. Chem.*, 2018, **10**, 383. For selected examples that showcase the widespread interest in the formation fluorinated substituents at stereogenic centres see: (d) J. Nie, H.-C. Guo, D. Cahard and J.-A. Ma, *Chem. Rev.*, 2011, **111**, 455; (e) X. Yang, T. Wu, R. J. Phipps and F. D. Toste, *Chem. Rev.*, 2015, **115**, 826; (f) T. Liang, C. N. Neumann and T. Ritter, *Angew. Chem., Int. Ed.*, 2013, **52**, 8214.
- 21 For selected examples of aryloxide-assisted catalyst turnover in ammonium enolate catalysis see: (a) T. H. West, D. S. B. Daniels, A. M. Z. Slawin and A. D. Smith, *J. Am. Chem. Soc.*, 2014, **136**, 4476; (b) K. J. Schwarz, J. L. Amos, J. C. Klein, D. T. Do and T. N. Snaddon, *J. Am. Chem. Soc.*, 2016, **138**, 5214; (c) X. Jiang, J. J. Beiger and J. F. Hartwig, *J. Am. Chem. Soc.*, 2017, **139**, 87; (d) T. H. West, D. M. Walden, J. E. Taylor, A. C. Brueckner, R. C. Johnston, P. H.-Y. Cheong, G. C. Lloyd-Jones and A. D. Smith, *J. Am. Chem. Soc.*, 2017, **139**, 4366. For an overview see: (e) W. C. Hartley, T. J. C. O'Riordan and A. D. Smith, *Synthesis*, 2017, **49**, 3303.
- 22 For select examples of pyrazolone pronucleophiles in Michael addition processes see: (a) Z. Wang, Z. Yang, D. Chen, X. Liu, L. Lin and X. Feng, *Angew. Chem., Int. Ed.*, 2011, **50**, 4928; (b) J.-H. Li and D.-M. Du, *Org. Biomol. Chem.*, 2013, **11**, 6215. For select examples of 3-aryloxindole pronucleophiles in Michael addition processes see: (c) T. Bui, S. Syed and C. F. Barbas III, *J. Am. Chem. Soc.*, 2009, **131**, 8758; (d) K. Zhao, Y. Zhi, A. Wang and D. Enders, *ACS Catal.*, 2016, **6**, 657; (e) Y.-H. Liao, X.-L. Liu, Z.-J. Wu, L.-F. Cun, X.-M. Zhang and W.-C. Yuan, *Org. Lett.*, 2010, **12**, 2896.
- 23 The PNP esters are prone to hydrolysis upon extended purification resulting in overall moderate yields; furthermore the product diastereoisomers are difficult to separate. Formation of the corresponding amide was found to both increase product stability and facilitate separation by chromatographic purification.
- 24 X. Sheng, J. Zhang, H. Yang and G. Jiang, *Org. Lett.*, 2017, **19**, 2618.
- 25 See ESI† for more details on reaction optimisation.
- 26 The relative and absolute configuration within both diastereoisomers of **29**, as well as that within **54**, was confirmed by X-ray crystallographic analysis followed by HPLC analysis. CCDC 1882825 (**29**), 1882826 (**29'**, minor



- diastereoisomer) and 1882818 (54) contain the supplementary crystallographic data for this paper.†
- 27 Following a suggestion from a referee the poor diastereoselectivity observed upon addition of 37 to cinnamate derivative 70 was further probed through electronic variation of the cinnamate substitution pattern. Addition of 37 to a 4-methyl substituted cinnamate PNP ester under standard conditions gave only moderate product yield (26%) with poor 59 : 41 dr. Addition of 37 to a 4-nitro substituted cinnamate PNP ester gave improved 57% product but again with poor 52 : 48 dr. See ESI† for full details.
- 28 For a review on the use of ammonium aryloxide salts as Brønsted and Lewis base catalysts, see: J. Godemert, S. Oudeyer and V. Levacher, *ChemCatChem*, 2016, **8**, 74.
- 29 Non-covalent S⋯O interactions have recognised importance in medicinal chemistry: (a) B. R. Beno, K.-S. Yeung, M. D. Bartberger, L. D. Pennington and N. A. Meanwell, *J. Med. Chem.*, 2015, **58**, 4383; (b) X. Zhang, Z. Gong, J. Li and T. Lu, *J. Chem. Inf. Model.*, 2015, **55**, 2138. For discussions of S⋯O interactions in isothiourea-catalysed reactions: (c) V. B. Birman, X. Li and Z. Han, *Org. Lett.*, 2007, **9**, 37; (d) P. Liu, X. Yang, V. B. Birman and K. N. Houk, *Org. Lett.*, 2012, **14**, 3288; (e) M. D. Greenhalgh, S. M. Smith, D. M. Walden, J. E. Taylor, Z. Brice, E. R. T. Robinson, C. Fallan, D. B. Cordes, A. M. Z. Slawin, H. C. Richardson, M. A. Grove, P. H.-Y. Cheong and A. D. Smith, *Angew. Chem., Int. Ed.*, 2018, **57**, 3200. For an excellent discussion on the origin of chalcogen-bonding interactions see: (f) D. J. Pascoe, K. B. Ling and S. L. Cockcroft, *J. Am. Chem. Soc.*, 2017, **139**, 15160.
- 30 Ammonium N⁺–C(sp³)–H⋯O interactions are expected to be strong and significant, see: (a) C. E. Cannizzaro and K. N. Houk, *J. Am. Chem. Soc.*, 2002, **124**, 7163. For a general discussion of C–H⋯O interactions see: (b) R. C. Johnston and P. H.-Y. Cheong, *Org. Biomol. Chem.*, 2013, **11**, 5057. For selected discussions of the importance of C–H⋯O interactions in isothiourea-catalysed reactions see: ref. 17p, 29e and (c) D.-J. B. Antúnez, M. D. Greenhalgh, A. C. Brueckner, D. M. Walden, P. Elías-Rodríguez, P. Roberts, B. G. Young, T. H. West, A. M. Z. Slawin, P. H.-Y. Cheong and A. D. Smith, *Chem. Sci.*, 2019, **10**, 6162.
- 31 The research data underpinning this publication can be found at, DOI: 10.17630/aa042eff-5b55-4096-991f-e92cf4f51375.

