

Cite this: *Catal. Sci. Technol.*, 2023,  
13, 3859

# Active and durable copper phosphate catalysts modified with metal oxides for methane oxidation with oxygen into formaldehyde†

Mana Shimakawa  and Sakae Takenaka\*

Copper phosphates as active catalysts for methane oxidation with O<sub>2</sub> into formaldehyde were deposited on silica supports or dispersed with aluminum oxides in order to enhance their catalytic performance. Deposition of copper phosphates on silica led to the formation of α-Cu<sub>2</sub>P<sub>2</sub>O<sub>7</sub> crystallites with small sizes, which improved the formaldehyde yield in the methane oxidation with O<sub>2</sub>. The addition of aluminum oxides into copper phosphates resulted in the formation of Cu<sub>3</sub>(PO<sub>4</sub>)<sub>2</sub> and α-Cu<sub>2</sub>P<sub>2</sub>O<sub>7</sub>. These copper phosphates diluted with aluminum oxides showed high durability for the formaldehyde formation in the methane oxidation with O<sub>2</sub> at 923 K. These modifications of the catalysts with silica supports or alumina additives resulted in the formation of small copper phosphates crystallites and the modification of the redox performance of copper phosphates.

Received 26th April 2023,  
Accepted 18th May 2023

DOI: 10.1039/d3cy00573a

rsc.li/catalysis

## 1. Introduction

Methane is an abundant and inexpensive resource on earth. Therefore, it is of economic and sustainable importance to find efficient ways to utilize methane.<sup>1,2</sup> In a conventional chemical process, methane has been converted by steam reforming into synthesis gas which is a mixture of CO and H<sub>2</sub>. Many chemicals such as methanol and hydrocarbons have been produced from synthesis gas.<sup>3,4</sup> However, the steam reforming process requires a large energy input and high temperatures. Additionally, multiple steps are inevitably needed in the chemical processes for the production of methanol and hydrocarbons utilizing the synthesis gas as a feedstock. Therefore, direct conversion of methane into valuable chemicals is required, and many researchers develop catalysts effective for the partial oxidation of methane to methanol, formaldehyde, ethylene and so on.<sup>5–7</sup> Methane, which has strong C–H bonds (414 kJ mol<sup>−1</sup>), is a chemically inert molecule and thus requires high temperatures and high pressures for its activation. Even if oxygenates such as methanol and formaldehyde were formed in the oxidation of methane with O<sub>2</sub> over catalysts, these products are easily oxidized into carbon monoxide and carbon dioxide over catalysts due to severe conditions such as high temperatures

and high pressures, which makes it difficult to develop effective catalysts for the partial oxidation of methane.<sup>8,9</sup> It was reported that metal oxides of Co, V, Mo and Fe supported on silica are effective for the partial oxidation of methane.<sup>10–13</sup> For example, high yields of formaldehyde with 1–2% have been observed in the methane oxidation with O<sub>2</sub> over VO<sub>x</sub>/SiO<sub>2</sub> and MoO<sub>x</sub>/SiO<sub>2</sub> catalysts at 903 K.<sup>14</sup> It is generally accepted that active species for partial oxidation of methane into formaldehyde are highly dispersed metal oxide clusters such as tetrahedral VO<sub>4</sub> on silica, while aggregated metal oxides catalyse the total oxidation of methane into CO<sub>2</sub>. Bulk crystallized FePO<sub>4</sub> was also reported as active catalysts for the formaldehyde formation, showing a formaldehyde yield of 0.2% in methane oxidation at 673–723 K.<sup>15</sup> Some research groups investigated the catalytic performance of Cu oxide clusters for the partial oxidation of methane. CuO<sub>x</sub> with low loading on the mesoporous silica SBA-15 catalysed the formaldehyde formation at 1% yield in the methane oxidation with O<sub>2</sub> at 898 K.<sup>16</sup> CuO<sub>x</sub> stabilized in zeolites has been also attracting attention as catalysts capable of selective conversion of methane into formaldehyde and methanol at temperatures as low as 573 K.<sup>17</sup> The catalysts formed methanol and formaldehyde selectively at low temperatures, but treatment of the catalysts with water vapor was required for the desorption of oxygenate products from the catalysts after being in contact with fresh catalysts with methane.<sup>18</sup> As described earlier, many catalysts have been developed for the direct conversion of methane into valuable chemicals by oxidation with O<sub>2</sub>, but further improvement of catalytic performance should be required for the utilization of methane as chemical feedstock.

Faculty of Science and Engineering, Doshisha University, Tatara-Miyakodani 1-3, Kyotanabe, Kyoto 610-0321, Japan. E-mail: stakenak@mail.doshisha.ac.jp

† Electronic supplementary information (ESI) available. See DOI: <https://doi.org/10.1039/d3cy00573a>

We have also focused on copper oxides as catalytically active components for the partial oxidation of methane with  $O_2$ . We reported that crystallized  $Cu_3Mo_2O_9$  in copper-molybdenum complex oxides and  $\alpha-Cu_2P_2O_7$  in copper phosphate catalysts are particularly effective for formaldehyde formation in the oxidation of methane with  $O_2$ .<sup>19,20</sup> However, these catalysts showed low activity for the reaction, which would be due to their low surface areas. Additionally, high durability of these Cu-based crystallites for sintering should be required because methane oxidation with  $O_2$  is performed at high temperatures and the active components for the reaction are repeatedly reduced with methane and oxidized with  $O_2$  during the reaction. In the present study, copper phosphates were stabilized on silica supports or dispersed with aluminum oxides in order to increase their surface areas and improve their stability at high temperatures. This modification of the copper phosphates enhanced their catalytic activity and durability for the partial oxidation of methane into formaldehyde.

## 2. Experimental

### 2.1 Preparation of silica-supported $CuPO_x$ catalysts

Silica-supported  $CuPO_x$  catalysts ( $CuPO_x/SiO_2$ ) were prepared by an impregnation method. Silica powder was impregnated into an aqueous solution containing copper nitrate, ammonium dihydrogen phosphate and malic acid and dried up at 353 K. The samples thus obtained were calcined in air at 973 K. Two types of silicas (JRC-SIO12 and JRC-SIO9A, specific surface area of 79 and 333  $m^2 g^{-1}$ , respectively; reference catalysts of The Catalysis Society of Japan) were used as supports for copper phosphates.  $CuPO_x/SiO_2$  catalysts with different  $CuPO_x$  loadings and different molar ratios of Cu to P were prepared. Bulk copper phosphates ( $\alpha-Cu_2P_2O_7$  and  $Cu(PO_3)_2$ ) were also prepared as control samples with a similar method to the preparation of  $CuPO_x/SiO_2$ .

### 2.2 Preparation of copper phosphates modified with aluminum oxides

Copper phosphates modified with aluminum oxides ( $AlO_x$ ) ( $AlO_x-CuPO_x$ ) were prepared by a coprecipitation method. Copper nitrate, ammonium dihydrogen phosphate, and aluminum nitrate were dissolved in pure water (0.5 M), and then aqueous ammonia was added into the solution to obtain precipitates. The precipitates thus obtained were calcined at 973 K in air to obtain  $AlO_x-CuPO_x$ .

### 2.3 Oxidation of methane with $O_2$

Oxidation of methane with  $O_2$  was performed in a flow reactor with a fixed catalyst bed. Catalyst powder (0.050 g) diluted with quartz sands was packed in the catalyst bed of a quartz reactor. The catalyst was treated at 973 K in  $O_2$  diluted with He prior to the oxidation of methane. For the oxidation of methane, a mixed gas composed of methane,  $O_2$  and He ( $CH_4 : O_2 : He = 1 : 1 : 5$ ) was in contact with the fresh catalysts

at 823 K. During the reaction, the temperatures of the catalyst bed were changed to 873, 923 and 973 K. The effluent gases from the catalyst bed were passed through the traps cooled at 200 K to condense oxygenate products such as formaldehyde and methanol. The gases through the cold traps were analyzed by gas chromatographs with a TCD and FID.  $O_2$ , CO and  $CO_2$  in the effluent gases were analyzed using columns packed with activated carbon and molecular sieve 5A.  $CH_4$ ,  $C_2H_4$  and  $C_2H_6$  were separated using a column packed with Porapak Q. The concentration of formaldehyde contained in the cold traps was evaluated with UV-vis spectroscopy. The products in the cold traps were added to mixed aqueous solutions of ammonium acetate, acetic acid and acetylacetone at 333 K, to form 3,5-diacetyl-1,4-dihydrolutidine.<sup>21</sup> The concentration of formaldehyde was evaluated from the absorption at 413 nm due to 3,5-diacetyl-1,4-dihydrolutidine formed from formaldehyde in the UV-vis spectra for the solutions.

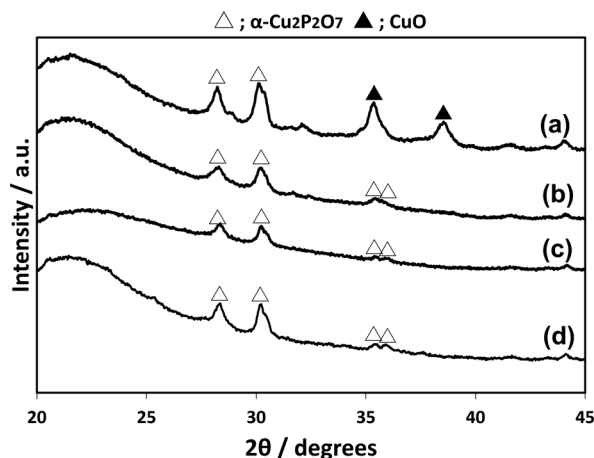
### 2.4 Characterization of the catalysts

X-ray diffraction (XRD) patterns of the catalysts were collected at room temperature (Rigaku MiniFlex 600, Cu  $K\alpha$  radiation,  $\lambda = 1.54 \text{ \AA}$ ). The crystal phases of the catalysts were identified using the powder diffraction file (PDF) database of the International Centre for Diffraction Data (ICDD). The profiles of temperature-programmed reduction (TPR) with  $H_2$  for the catalysts were obtained by heating the catalyst samples from room temperature up to 873 K at a heating rate of 10  $K \text{ min}^{-1}$  in the stream of  $H_2$  diluted with Ar. Prior to the measurement of the TPR profiles, the catalyst samples were treated with  $O_2$  at 973 K. The consumption of  $H_2$  during the TPR experiments was monitored using a TCD.

## 3. Results and discussion

### 3.1 Catalytic performance of $CuPO_x/SiO_2$

$CuPO_x/SiO_2$  catalysts with various molar ratios of  $Cu/(Cu + P)$  were prepared, while the total loading of Cu and P was fixed to 10 wt% for the catalysts. The  $CuPO_x/SiO_2$  catalysts with molar ratio of  $Cu/(Cu + P) = 0.25, 0.33, 0.50$  and  $0.60$  were denoted as  $Cu(25)-PO_x/SiO_2$ ,  $Cu(33)-PO_x/SiO_2$ ,  $Cu(50)-PO_x/SiO_2$ , and  $Cu(60)-PO_x/SiO_2$ , respectively. Fig. 1 shows the XRD patterns for the  $CuPO_x/SiO_2$  catalysts. Only diffraction peaks assignable to  $\alpha-Cu_2P_2O_7$  were observed at around  $2\theta = 28$  and  $30$  degrees in the XRD patterns for  $Cu(25)-PO_x/SiO_2$ ,  $Cu(33)-PO_x/SiO_2$  and  $Cu(50)-PO_x/SiO_2$  catalysts (PDF No. 01-071-2177), whereas the peaks corresponding to CuO were also found in addition to those corresponding to  $\alpha-Cu_2P_2O_7$  in the XRD pattern for  $Cu(60)-PO_x/SiO_2$ . The crystallized compounds confirmed in the XRD patterns and specific surface areas evaluated by nitrogen adsorption at 77 K for the catalysts are summarized in Table 1. The formation of  $\alpha-Cu_2P_2O_7$  only was confirmed as copper phosphates in the XRD patterns for all the  $CuPO_x/SiO_2$  catalysts in spite of the molar ratios of  $Cu/(Cu + P)$ . In contrast, various copper phosphates such as  $Cu(PO_3)_2$ ,  $\alpha-Cu_2P_2O_7$  and  $Cu_3(PO_4)_2$  were



**Fig. 1** XRD patterns of  $\text{CuPO}_x/\text{SiO}_2$  catalysts with different molar ratios of  $\text{Cu}/(\text{Cu} + \text{P})$ . a)  $\text{Cu}(60)\text{-PO}_x/\text{SiO}_2$ , b)  $\text{Cu}(50)\text{-PO}_x/\text{SiO}_2$ , c)  $\text{Cu}(33)\text{-PO}_x/\text{SiO}_2$ , and d)  $\text{Cu}(25)\text{-PO}_x/\text{SiO}_2$ .

**Table 1** Surface area and crystallized phase for  $\text{CuPO}_x/\text{SiO}_2$  catalysts with different molar ratios of  $\text{Cu}/(\text{Cu} + \text{P})$

Catalyst	Surface area [ $\text{m}^2 \text{g}^{-1}$ ]	Main phase
$\text{Cu}(25)\text{-PO}_x/\text{SiO}_2$	120	$\alpha\text{-Cu}_2\text{P}_2\text{O}_7$
$\text{Cu}(33)\text{-PO}_x/\text{SiO}_2$	55	$\alpha\text{-Cu}_2\text{P}_2\text{O}_7$
$\text{Cu}(50)\text{-PO}_x/\text{SiO}_2$	55	$\alpha\text{-Cu}_2\text{P}_2\text{O}_7$
$\text{Cu}(60)\text{-PO}_x/\text{SiO}_2$	64	$\alpha\text{-Cu}_2\text{P}_2\text{O}_7\text{-CuO}$
$\text{PO}_x/\text{SiO}_2$	59	Amorphous
$\text{CuO}_x/\text{SiO}_2$	69	CuO
$\text{SiO}_2$	79	Amorphous
$\text{Cu}(\text{PO}_3)_2$	1	$\text{Cu}(\text{PO}_3)_2$
$\alpha\text{-Cu}_2\text{P}_2\text{O}_7$	11	$\alpha\text{-Cu}_2\text{P}_2\text{O}_7$
$\text{Cu}_3(\text{PO}_4)_2$	6	$\text{Cu}_3(\text{PO}_4)_2$

formed according to the molar ratio in the bulk copper phosphates without silica.

Table 2 and Fig. S1† show the results of the oxidation of methane over  $\text{CuPO}_x/\text{SiO}_2$  catalysts with different molar ratios of  $\text{Cu}/(\text{Cu} + \text{P})$ . Formaldehyde was selectively formed in the methane oxidation over silica and silica-supported  $\text{PO}_x$  catalysts ( $\text{PO}_x/\text{SiO}_2$ ), but their catalytic activity was very low. Thus, the formaldehyde yield was also quite low (0.1%) for both the catalysts. On the other hand, silica-supported  $\text{CuO}_x$  catalysts ( $\text{CuO}_x/\text{SiO}_2$ ) showed higher activity for methane oxidation than silica and  $\text{PO}_x/\text{SiO}_2$ , but the selectivity to formaldehyde was quite low, and instead,  $\text{CO}_2$  was selectively formed. Methane conversion and selectivity to each product in the methane oxidation over  $\text{CuPO}_x/\text{SiO}_2$  catalysts strongly depended on the molar ratio of  $\text{Cu}/(\text{Cu} + \text{P})$ . Generally, the catalytic activity became higher, and the selectivity to formaldehyde became lower as the  $\text{Cu}/(\text{Cu} + \text{P})$  ratio in the  $\text{CuPO}_x/\text{SiO}_2$  catalysts was higher. It should be noted that formaldehyde yield attained 0.9% in the methane oxidation over  $\text{Cu}(33)\text{-PO}_x/\text{SiO}_2$  catalysts at 923 K. The formaldehyde yield for  $\text{Cu}(33)\text{-PO}_x/\text{SiO}_2$  was higher than that for bulk  $\alpha\text{-Cu}_2\text{P}_2\text{O}_7$  catalysts without silica supports as shown in Fig. S1,† although the weight of copper phosphates packed in the catalyst bed was very low in the reaction over  $\text{Cu}(33)\text{PO}_x/\text{SiO}_2$  compared with that over bulk  $\alpha\text{-Cu}_2\text{P}_2\text{O}_7$ , since the weight of the catalyst powder packed in the reactors was the same for both the catalysts. As shown in Table 2 and Fig. S1,†  $\alpha\text{-Cu}_2\text{P}_2\text{O}_7$  is the most active catalyst for the formation of formaldehyde in the methane oxidation among all the bulk copper phosphate catalysts tested in the present study.<sup>20</sup> These results indicated that copper phosphates  $\alpha\text{-Cu}_2\text{P}_2\text{O}_7$  dispersed on the silica support also work as catalytically active sites for the formation of formaldehyde.

**Table 2** Methane oxidation over  $\text{CuPO}_x/\text{SiO}_2$  catalysts with different molar ratios of  $\text{Cu}/(\text{Cu} + \text{P})$

Catalyst	Temp. [K]	Conversion [%]	Selectivity [%]			HCHO yield [%]
			HCHO	CO	$\text{CO}_2$	
$\text{Cu}(25)\text{-PO}_x/\text{SiO}_2$	873	0.6	72	0	28	0.4
	923	2.0	48	2	50	1.0
$\text{Cu}(33)\text{-PO}_x/\text{SiO}_2$	873	0.8	53	0	47	0.4
	923	3.3	28	55	17	0.9
$\text{Cu}(50)\text{-PO}_x/\text{SiO}_2$	873	1.5	34	0	66	0.5
	923	3.6	23	0	78	0.8
$\text{Cu}(60)\text{-PO}_x/\text{SiO}_2$	873	1.4	18	0	82	0.2
	923	3.3	13	4	83	0.4
$\text{PO}_x/\text{SiO}_2$	873	0.0	100	0	0	0.0
	923	0.1	100	0	0	0.1
$\text{CuO}_x/\text{SiO}_2$	873	0.5	13	0	87	0.1
	923	1.0	11	0	89	0.1
$\text{SiO}_2$	873	0.04	100	0	0	0.04
	923	0.1	100	0	0	0.1
$\text{Cu}(\text{PO}_3)_2$	873	0.03	100	0	0	0.03
	923	0.06	100	0	0	0.06
$\alpha\text{-Cu}_2\text{P}_2\text{O}_7$	873	1.2	38	55	7	0.5
	923	4.1	19	68	13	0.8
$\text{Cu}_3(\text{PO}_4)_2$	873	1.8	4	1	95	0.06
	923	1.8	11	6	83	0.2

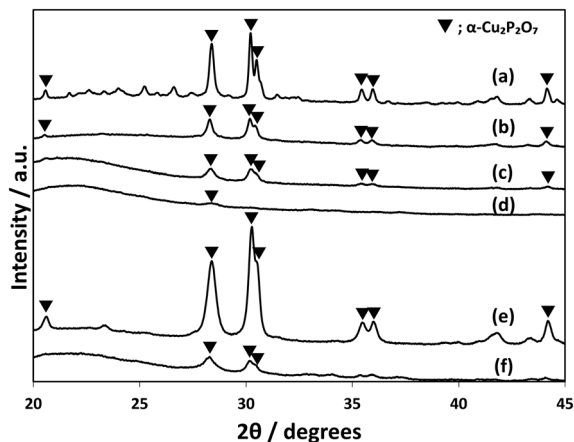


Fig. 2 XRD patterns of  $\text{CuPO}_x/\text{SiO}_2$  with different loadings. a)  $\text{CuPO}_x(80 \text{ wt}\%)/\text{l-SiO}_2$ , b)  $\text{CuPO}_x(60 \text{ wt}\%)/\text{l-SiO}_2$ , c)  $\text{CuPO}_x(10 \text{ wt}\%)/\text{l-SiO}_2$ , d)  $\text{CuPO}_x(6 \text{ wt}\%)/\text{l-SiO}_2$ , e)  $\text{CuPO}_x(60 \text{ wt}\%)/\text{h-SiO}_2$ , and f)  $\text{CuPO}_x(20 \text{ wt}\%)/\text{h-SiO}_2$ .

The catalytic performance of  $\text{CuPO}_x/\text{SiO}_2$  with different loadings for methane oxidation was evaluated. Two types of silicas (specific surface area of 79 and  $333 \text{ m}^2 \text{ g}^{-1}$ ) were used as supports for copper phosphates.  $\text{CuPO}_x$  of 6, 10, 60, and 80 wt% was loaded on silica with a low surface area, and these catalysts were denoted as  $\text{CuPO}_x(Y \text{ wt}\%)/\text{l-SiO}_2$  ( $Y$  stands for the  $\text{CuPO}_x$  loading). On the other hand,  $\text{CuPO}_x$  of 20 and 60 wt% were supported on silica with high surface area, and the catalysts were denoted as  $\text{CuPO}_x(Y \text{ wt}\%)/\text{h-SiO}_2$ . For all  $\text{CuPO}_x/\text{SiO}_2$  with different loadings, the molar ratio of  $\text{Cu}/(\text{Cu} + \text{P})$  was fixed to 0.33. Fig. 2 shows the XRD patterns of  $\text{CuPO}_x/\text{SiO}_2$  with different loading. In the XRD patterns for all the  $\text{CuPO}_x/\text{SiO}_2$  catalysts in Fig. 2, only the diffraction peaks corresponding to  $\alpha\text{-Cu}_2\text{P}_2\text{O}_7$  were observed, and these peaks became sharper with the  $\text{CuPO}_x$  loading. Table 3 shows the specific surface area of each catalyst and an average crystallite size of  $\alpha\text{-Cu}_2\text{P}_2\text{O}_7$  evaluated from the width at half-maxima of their diffraction lines. The results clearly showed that the average size of the  $\alpha\text{-Cu}_2\text{P}_2\text{O}_7$  crystallite became larger with the  $\text{CuPO}_x$  loading in the catalysts.

Table 4 and Fig. S2† show the results of the methane oxidation over  $\text{CuPO}_x/\text{SiO}_2$  catalysts with different loadings. Methane conversion gradually increased, and the selectivity to formaldehyde decreased as the  $\text{CuPO}_x$  loading became higher. As described earlier,  $\alpha\text{-Cu}_2\text{P}_2\text{O}_7$  with a larger

crystallite size was supported on silica with the loading in the  $\text{CuPO}_x/\text{SiO}_2$  catalysts. Thus, the difference in the catalytic performance of  $\text{CuPO}_x/\text{SiO}_2$  with different loadings would result from the crystallite size of  $\alpha\text{-Cu}_2\text{P}_2\text{O}_7$ . It is interesting that the formaldehyde yield in the reaction over  $\text{CuPO}_x/\text{SiO}_2$  catalysts with low loadings, for example,  $\text{CuPO}_x(10 \text{ wt}\%)/\text{l-SiO}_2$  and  $\text{CuPO}_x(20 \text{ wt}\%)/\text{h-SiO}_2$  was higher than that in the reaction over the bulk  $\alpha\text{-Cu}_2\text{P}_2\text{O}_7$  catalysts although the amount of  $\text{CuPO}_x$  packed in the catalyst bed for the former catalyst was only 10–20% of that for the latter one, as clarified from Table 4 and Fig. S2.† Thus, we conclude that deposition of small  $\alpha\text{-Cu}_2\text{P}_2\text{O}_7$  crystallites on silica supports is effective for the design of  $\text{CuPO}_x$  catalysts active for methane oxidation into formaldehyde.

Fig. 3 shows the change of the selectivity to formaldehyde (panel a), CO (panel b) and  $\text{CO}_2$  (panel c) and the formaldehyde yield (panel d) as a function of the  $W/F$  value ( $W$ , weight of catalysts in the catalyst bed;  $F$ , flow rate of the reactant gas) in the methane oxidation over  $\text{CuPO}_x$  (20 and 60 wt%)/ $\text{h-SiO}_2$  and bulk  $\alpha\text{-Cu}_2\text{P}_2\text{O}_7$  catalysts at 923 K. As the  $W/F$  value became lower, selectivity to formaldehyde increased, and instead, the selectivity to  $\text{CO}_2$  decreased in the methane oxidation over all the catalysts shown in Fig. 3. In particular, formaldehyde was selectively formed in the reaction over  $\text{CuPO}_x(60 \text{ wt}\%)/\text{h-SiO}_2$  catalysts at a low  $W/F$  value, which means short contact time of the reactant gases with the catalysts. These results suggest that formaldehyde is the primary product in methane oxidation over the  $\text{CuPO}_x/\text{SiO}_2$  catalysts. Successive oxidation of oxygenate products during the methane oxidation should be inhibited by the deposition of small  $\alpha\text{-Cu}_2\text{P}_2\text{O}_7$  crystallites onto the silica supports.

Temperature-programmed reduction (TPR) with  $\text{H}_2$  for  $\text{CuPO}_x/\text{SiO}_2$  catalysts was performed to clarify the difference in the catalytic performance between  $\text{CuPO}_x$  stabilized on silica supports and bulk copper phosphates. Fig. 4 shows the TPR profiles for various  $\text{CuPO}_x/\text{SiO}_2$  catalysts and bulk copper phosphates ( $\text{Cu}(\text{PO}_3)_2$  and  $\alpha\text{-Cu}_2\text{P}_2\text{O}_7$ ). In the TPR profiles for the  $\text{CuPO}_x/\text{SiO}_2$  catalysts, a peak due to the reduction of copper phosphates with hydrogen was observed in the temperature range from 700 to 950 K, and its position was shifted toward higher temperatures with the  $\text{CuPO}_x$  loadings. These peaks should be assignable to the reduction of copper oxides surrounded with phosphates.<sup>22,23</sup> As described earlier,

Table 3 Surface area and an average crystallite size for  $\text{CuPO}_x/\text{SiO}_2$  with different  $\text{CuPO}_x$  loadings

Catalyst	Main phase	Crystallite size [Å]	Surface area [ $\text{m}^2 \text{ g}^{-1}$ ]
$\text{CuPO}_x(6 \text{ wt}\%)/\text{l-SiO}_2$	$\alpha\text{-Cu}_2\text{P}_2\text{O}_7$	97	66
$\text{CuPO}_x(10 \text{ wt}\%)/\text{l-SiO}_2$	$\alpha\text{-Cu}_2\text{P}_2\text{O}_7$	113	55
$\text{CuPO}_x(60 \text{ wt}\%)/\text{l-SiO}_2$	$\alpha\text{-Cu}_2\text{P}_2\text{O}_7$	227	16
$\text{CuPO}_x(80 \text{ wt}\%)/\text{l-SiO}_2$	$\alpha\text{-Cu}_2\text{P}_2\text{O}_7$	340	2
$\text{CuPO}_x(20 \text{ wt}\%)/\text{h-SiO}_2$	$\alpha\text{-Cu}_2\text{P}_2\text{O}_7$	113	48
$\text{CuPO}_x(60 \text{ wt}\%)/\text{h-SiO}_2$	$\alpha\text{-Cu}_2\text{P}_2\text{O}_7$	227	25
$\alpha\text{-Cu}_2\text{P}_2\text{O}_7$	$\alpha\text{-Cu}_2\text{P}_2\text{O}_7$	205	11
$\text{Cu}(\text{PO}_3)_2$	$\text{Cu}(\text{PO}_3)_2$	466	1

**Table 4** Methane oxidation over CuPO<sub>x</sub>/SiO<sub>2</sub> catalysts with different loadings

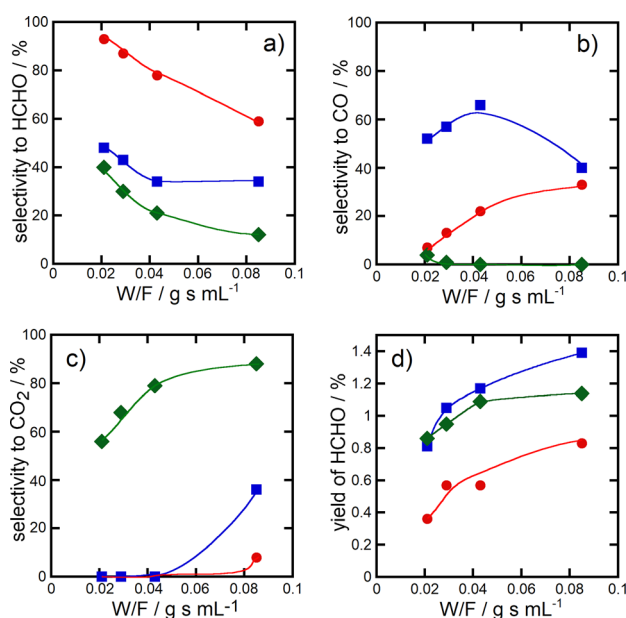
Catalyst	Temp. [K]	Conversion [%]	Selectivity [%]			HCHO yield [%]
			HCHO	CO	CO <sub>2</sub>	
CuPO <sub>x</sub> (6 wt%)/l-SiO <sub>2</sub>	873	1.5	33	11	56	0.5
	923	4.5	19	63	18	0.8
CuPO <sub>x</sub> (10 wt%)/l-SiO <sub>2</sub>	873	0.8	53	0	47	0.4
	923	3.3	28	55	17	0.9
CuPO <sub>x</sub> (60 wt%)/l-SiO <sub>2</sub>	873	0.1	100	0	0	0.1
	923	0.9	86	1	13	0.8
CuPO <sub>x</sub> (80 wt%)/l-SiO <sub>2</sub>	873	0.1	100	0	0	0.1
	923	0.2	59	23	19	0.2
CuPO <sub>x</sub> (20 wt%)/h-SiO <sub>2</sub>	873	1.3	40	0	60	0.5
	923	3.7	24	0	77	0.9
CuPO <sub>x</sub> (60 wt%)/h-SiO <sub>2</sub>	873	0.5	69	0	31	0.3
	923	1.7	48	6	47	0.8
α-Cu <sub>2</sub> P <sub>2</sub> O <sub>7</sub>	873	1.2	38	55	7	0.5
	923	4.1	19	68	13	0.8
Cu(PO <sub>3</sub> ) <sub>2</sub>	873	0.03	100	0	0	0.03
	923	0.06	100	0	0	0.06

α-Cu<sub>2</sub>P<sub>2</sub>O<sub>7</sub> crystallites were present on silica for all the CuPO<sub>x</sub>/SiO<sub>2</sub> shown in Fig. 2, and their average crystallite size became larger with CuPO<sub>x</sub> loadings. Thus, smaller α-Cu<sub>2</sub>P<sub>2</sub>O<sub>7</sub> crystallites should be reduced with hydrogen at lower temperatures.<sup>24</sup> It should be noted that bulk α-Cu<sub>2</sub>P<sub>2</sub>O<sub>7</sub> is reduced with hydrogen at lower temperatures than CuPO<sub>x</sub>(60 wt%)/l-SiO<sub>2</sub> and CuPO<sub>x</sub>(60 wt%)/h-SiO<sub>2</sub>, although the average crystallite size of α-Cu<sub>2</sub>P<sub>2</sub>O<sub>7</sub> was very similar for these catalysts. Chemical interaction between α-Cu<sub>2</sub>P<sub>2</sub>O<sub>7</sub> and silica supports should cause the change in the redox properties of CuPO<sub>x</sub>. The formation of small α-Cu<sub>2</sub>P<sub>2</sub>O<sub>7</sub> crystallites and their chemical interaction with silica would lead to the

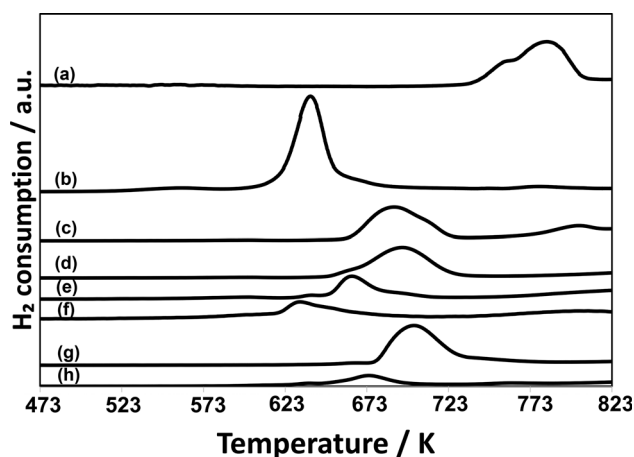
selective formation of formaldehyde, as well as the inhibition of its successive oxidation into CO and CO<sub>2</sub> in the methane oxidation with O<sub>2</sub>.

### 3.2 Catalytic performance of AlO<sub>x</sub>-CuPO<sub>x</sub>

CuPO<sub>x</sub> catalysts were modified with different metal oxides (MgO<sub>x</sub>, AlO<sub>x</sub>, CrO<sub>x</sub>, MnO<sub>x</sub> and SrO<sub>x</sub>) to enhance their catalytic performance. The results are shown in Table S1 (ESI<sup>†</sup>). The loading of metal oxides added in CuPO<sub>x</sub> catalysts (molar ratio of Cu/(Cu + P) = 0.5) was fixed to 10 mol% for all the catalysts shown in Table S1.† The addition of AlO<sub>x</sub> enhanced the catalytic activity of CuPO<sub>x</sub> for the methane oxidation, while the selectivity to formaldehyde was not changed significantly by the addition of AlO<sub>x</sub>. In contrast, the modification with MgO<sub>x</sub>, CrO<sub>x</sub>, MnO<sub>x</sub> and SrO<sub>x</sub> decreased the catalytic activity of CuPO<sub>x</sub> for methane oxidation. Thus, the formaldehyde

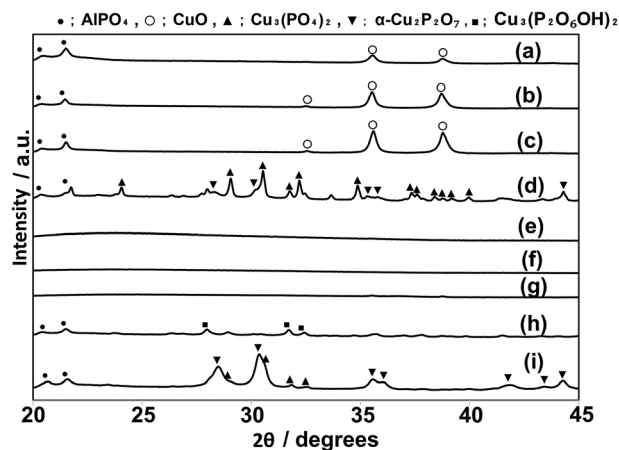


**Fig. 3** Change of the selectivity to formaldehyde (panel a), CO (panel b) and CO<sub>2</sub> (panel c) and HCHO yield (panel d) as a function of W/F value in the methane oxidation over CuPO<sub>x</sub> catalysts at 923 K. ■ CuPO<sub>x</sub>(20 wt%)/h-SiO<sub>2</sub>, ● CuPO<sub>x</sub>(60 wt%)/h-SiO<sub>2</sub>, and ◆ α-Cu<sub>2</sub>P<sub>2</sub>O<sub>7</sub>.



**Fig. 4** TPR profiles for CuPO<sub>x</sub>/SiO<sub>2</sub> catalysts with different loadings. a) Cu(PO<sub>3</sub>)<sub>2</sub>, b) α-Cu<sub>2</sub>P<sub>2</sub>O<sub>7</sub>, c) CuPO<sub>x</sub>(80 wt%)/l-SiO<sub>2</sub>, d) CuPO<sub>x</sub>(60 wt%)/l-SiO<sub>2</sub>, e) CuPO<sub>x</sub>(10 wt%)/l-SiO<sub>2</sub>, f) CuPO<sub>x</sub>(6 wt%)/l-SiO<sub>2</sub>, g) CuPO<sub>x</sub>(60 wt%)/h-SiO<sub>2</sub>, and h) CuPO<sub>x</sub>(20 wt%)/h-SiO<sub>2</sub>.





**Fig. 5** XRD patterns of  $\text{AlO}_x\text{-CuPO}_x$  catalysts. a)  $\text{Cu}(10)\text{-P}(45)\text{-Al}(45)$ , b)  $\text{Cu}(50)\text{-P}(25)\text{-Al}(25)$ , c)  $\text{Cu}(80)\text{-P}(10)\text{-Al}(10)$ , d)  $\text{Cu}(45)\text{-P}(45)\text{-Al}(10)$ , e)  $\text{Cu}(25)\text{-P}(25)\text{-Al}(50)$ , f)  $\text{Cu}(10)\text{-P}(10)\text{-Al}(80)$ , g)  $\text{Cu}(45)\text{-P}(10)\text{-Al}(45)$ , h)  $\text{Cu}(25)\text{-P}(50)\text{-Al}(25)$ , and i)  $\text{Cu}(10)\text{-P}(80)\text{-Al}(10)$ .

**Table 5** Specific surface areas of  $\text{AlO}_x\text{-CuPO}_x$

Catalyst	Surface area [ $\text{m}^2 \text{g}^{-1}$ ]	Main phase
$\text{Cu}(10)\text{-P}(45)\text{-Al}(45)$	80	CuO
$\text{Cu}(50)\text{-P}(25)\text{-Al}(25)$	26	CuO
$\text{Cu}(80)\text{-P}(10)\text{-Al}(10)$	8	CuO
$\text{Cu}(45)\text{-P}(45)\text{-Al}(10)$	15	$\text{Cu}_3(\text{PO}_4)_2$
$\text{Cu}(25)\text{-P}(25)\text{-Al}(50)$	81	Amorphous
$\text{Cu}(10)\text{-P}(10)\text{-Al}(80)$	286	Amorphous
$\text{Cu}(45)\text{-P}(10)\text{-Al}(45)$	105	Amorphous
$\text{Cu}(25)\text{-P}(50)\text{-Al}(25)$	39	$\text{Cu}_3(\text{P}_2\text{O}_6\text{OH})_2$
$\text{Cu}(10)\text{-P}(80)\text{-Al}(10)$	11	$\alpha\text{-Cu}_2\text{P}_2\text{O}_7$
$\alpha\text{-Cu}_2\text{P}_2\text{O}_7$	11	$\alpha\text{-Cu}_2\text{P}_2\text{O}_7$
$\text{Cu}_3(\text{PO}_4)_2$	3	$\text{Cu}_3(\text{PO}_4)_2$
CuO	4	CuO

yields in the reaction over  $\text{CuPO}_x$  catalysts with these additives were lower than that over the catalysts without additives. It was reported that the addition of  $\text{AlO}_x$  into metal oxides suppresses their sintering during the catalytic reactions at high temperatures.<sup>25,26</sup> Thus, we evaluated the

catalytic performance of  $\text{CuPO}_x$  catalysts modified with aluminum oxides ( $\text{AlO}_x$ ) in detail.

$\text{AlO}_x$  of different amounts was added into copper phosphates to increase their specific surface areas. The molar ratios of Cu, Al and P in  $\text{AlO}_x\text{-CuPO}_x$  catalysts are denoted as  $\text{Cu}(x)\text{-Al}(y)\text{-P}(z)$  ( $x$ ,  $y$  and  $z$  are mol% of Cu, Al, and P, respectively). Fig. 5 shows XRD patterns of different  $\text{AlO}_x\text{-CuPO}_x$  catalysts. Based on the results of these XRD patterns,  $\text{AlO}_x\text{-CuPO}_x$  catalysts were classified into three types. In the XRD patterns for  $\text{Cu}(25)\text{-P}(25)\text{-Al}(50)$ ,  $\text{Cu}(10)\text{-P}(10)\text{-Al}(80)$ , and  $\text{Cu}(45)\text{-P}(10)\text{-Al}(45)$ , any diffraction lines were not observed, indicating that structures of these catalysts were amorphous. In the XRD patterns for  $\text{Cu}(10)\text{-P}(45)\text{-Al}(45)$ ,  $\text{Cu}(50)\text{-P}(25)\text{-Al}(25)$ , and  $\text{Cu}(80)\text{-P}(10)\text{-Al}(10)$ , the diffraction peaks corresponding to any crystallized copper phosphates were not observed, but those corresponding to  $\text{AlPO}_4$  and CuO were observed. In contrast,  $\text{Cu}(45)\text{-P}(45)\text{-Al}(10)$ ,  $\text{Cu}(25)\text{-P}(50)\text{-Al}(25)$ , and  $\text{Cu}(10)\text{-P}(80)\text{-Al}(10)$  catalysts were composed of crystallized copper phosphates.  $\text{Cu}(45)\text{-P}(45)\text{-Al}(10)$  catalysts contained crystallized  $\text{Cu}_3(\text{PO}_4)_2$  in addition to small amounts of  $\alpha\text{-Cu}_2\text{P}_2\text{O}_7$  and  $\text{AlPO}_4$ . The main component in  $\text{Cu}(25)\text{-P}(50)\text{-Al}(25)$  catalysts was  $\text{Cu}_3(\text{P}_2\text{O}_6\text{OH})_2$ . On the other hand, crystallized  $\alpha\text{-Cu}_2\text{P}_2\text{O}_7$  was mainly present in addition to a small amount of  $\text{Cu}_3(\text{PO}_4)_2$  and  $\text{AlPO}_4$  in  $\text{Cu}(10)\text{-P}(80)\text{-Al}(10)$  catalysts. As clarified in Table 5, the specific surface areas for  $\text{AlO}_x\text{-CuPO}_x$  with amorphous structures were relatively higher than those for the other catalysts. Although the surface areas of  $\text{AlO}_x\text{-CuPO}_x$  catalysts with crystallized compounds were low, their surface areas were slightly larger than those for bulk copper phosphates without  $\text{AlO}_x$ .

Table 6 and Fig. S3† show the results of the methane oxidation over  $\text{AlO}_x\text{-CuPO}_x$  catalysts containing crystallized copper phosphates in addition to the results on the bulk  $\alpha\text{-Cu}_2\text{P}_2\text{O}_7$ ,  $\text{Cu}_3(\text{PO}_4)_2$  and CuO catalysts.  $\text{Cu}(25)\text{-P}(50)\text{-Al}(25)$  catalysts showed the highest activity for methane oxidation among all the catalysts in Table 6, but methane was completely oxidized with  $\text{O}_2$  into  $\text{CO}_2$  over the catalysts. It is likely that  $\text{Cu}_3(\text{P}_2\text{O}_6\text{OH})_2$  in the catalysts catalyzes the total oxidation of methane into  $\text{CO}_2$ . In contrast, the selectivity to formaldehyde in the reaction over the other  $\text{AlO}_x\text{-CuPO}_x$

**Table 6** Methane oxidation over  $\text{AlO}_x\text{-CuPO}_x$  catalysts

Catalyst	Temp. [K]	Conversion [%]	Selectivity [%]			HCHO yield [%]
			HCHO	CO	$\text{CO}_2$	
$\text{Cu}(45)\text{-P}(45)\text{-Al}(10)$	873	2.4	30	14	56	0.7
	923	6.6	16	19	65	1.0
$\text{Cu}(25)\text{-P}(50)\text{-Al}(25)$	873	9.9	0	0	100	0.2
	923	21.8	0	0	100	0.2
$\text{Cu}(10)\text{-P}(80)\text{-Al}(10)$	873	1.2	43	5	52	0.5
	923	3.5	22	9	69	0.8
$\alpha\text{-Cu}_2\text{P}_2\text{O}_7$	873	1.2	38	55	7	0.5
	923	4.1	19	68	13	0.8
CuO	873	2.1	1	0	99	0.0
	923	2.7	2	0	98	0.1
$\text{Cu}_3(\text{PO}_4)_2$	873	0.3	25	6	75	0.1
	923	1.0	20	10	75	0.2

catalysts was significantly higher than that over Cu(25)-P(50)-Al(25) catalysts. The catalytic performance of Cu(10)-P(80)-Al(10) for the reaction was very similar to that of bulk  $\alpha$ -Cu<sub>2</sub>P<sub>2</sub>O<sub>7</sub> catalysts, which showed the highest yield of formaldehyde in the methane oxidation among all the bulk copper phosphate catalysts tested in the present study. High yield of formaldehyde should be obtained in the reaction over Cu(10)-P(80)-Al(10) catalysts since the catalysts were composed of  $\alpha$ -Cu<sub>2</sub>P<sub>2</sub>O<sub>7</sub> active for the partial oxidation of methane into formaldehyde. It is interesting that the Cu(45)-P(45)-Al(10) also showed higher activity for the reaction compared to the bulk copper phosphate catalysts, and the selectivity to formaldehyde was also relatively high. Thus, a formaldehyde yield of 1.0% was obtained in the reaction over the catalysts at 923 K. As described earlier, the Cu(45)-P(45)-Al(10) catalysts are composed of Cu<sub>3</sub>(PO<sub>4</sub>)<sub>2</sub>. The methane conversion was very low in the methane oxidation over bulk Cu<sub>3</sub>(PO<sub>4</sub>)<sub>2</sub> catalysts without AlO<sub>x</sub> additives at 873 and 923 K. This would be due to the low surface area of bulk Cu<sub>3</sub>(PO<sub>4</sub>)<sub>2</sub>. AlO<sub>x</sub> additives would prevent the sintering of Cu<sub>3</sub>(PO<sub>4</sub>)<sub>2</sub> crystallites during the preparation of the catalysts and the methane oxidation at high temperatures.

Table S2 (ESI<sup>†</sup>) shows the results of the oxidation of methane over other AlO<sub>x</sub>-CuPO<sub>x</sub> catalysts in addition to the catalysts shown in Table 6. These catalysts are composed of amorphous compounds or mixtures of CuO and AlPO<sub>4</sub>. As clarified from the results in Table S2,<sup>†</sup> these catalysts showed high activity for methane oxidation, but selectivity to formaldehyde and its yield were quite low. Thus, we conclude that  $\alpha$ -Cu<sub>2</sub>P<sub>2</sub>O<sub>7</sub> and Cu<sub>3</sub>(PO<sub>4</sub>)<sub>2</sub> work as catalytically active components for methane oxidation into formaldehyde.

Fig. 6 shows change of the selectivity to formaldehyde, CO and CO<sub>2</sub> (panel a) and the formaldehyde yield (panel b) as a function of W/F value in the methane oxidation over Cu(45)-P(45)-Al(10) catalysts at 923 K. The selectivity to formaldehyde became lower and instead that to CO<sub>2</sub> became higher with W/F values, suggesting that formaldehyde was the primary product in the methane oxidation over the catalysts. Formaldehyde was successively oxidized with O<sub>2</sub> into CO<sub>2</sub> over the catalysts.

The addition of AlO<sub>x</sub> into CuPO<sub>x</sub> also improved the durability of the catalysts during the methane oxidation.

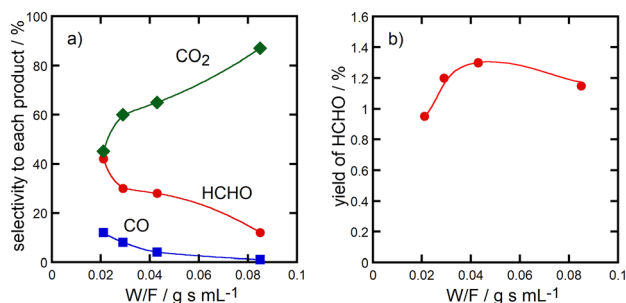


Fig. 6 Change of the selectivity to formaldehyde, CO and CO<sub>2</sub> (panel a) and the HCHO yield (panel b) as a function of W/F value in the methane oxidation over Cu(45)-P(45)-Al(10) catalysts at 923 K.

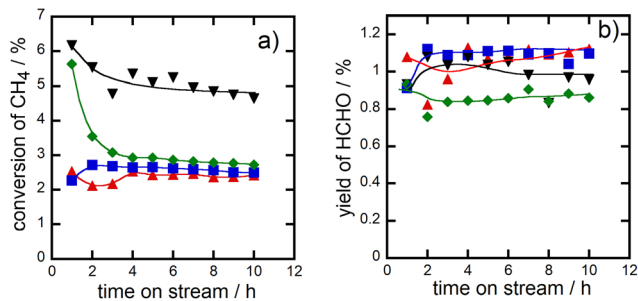


Fig. 7 Change of methane conversion (panel a) and formaldehyde yield (panel b) as a function of time on stream in the methane oxidation over the copper phosphate catalysts at 923 K.  $\blacktriangle$  CuPO<sub>x</sub>(10 wt%)/l-SiO<sub>2</sub>,  $\blacksquare$  CuPO<sub>x</sub>(20 wt%)/h-SiO<sub>2</sub>,  $\blacktriangledown$  Cu(45)-P(45)-Al(10), and  $\blacklozenge$   $\alpha$ -Cu<sub>2</sub>P<sub>2</sub>O<sub>7</sub>.

Fig. 7 showed the change of methane conversion (panel a) and formaldehyde yield (panel b) as a function of time on stream in the methane oxidation over  $\alpha$ -Cu<sub>2</sub>P<sub>2</sub>O<sub>7</sub> and Cu(45)-P(45)-Al(10) catalysts at 923 K, in addition to the results of the reaction over CuPO<sub>x</sub>(10 wt%)/l-SiO<sub>2</sub> and CuPO<sub>x</sub>(20 wt%)/h-SiO<sub>2</sub> catalysts. Methane conversion in the reaction over bulk  $\alpha$ -Cu<sub>2</sub>P<sub>2</sub>O<sub>7</sub> catalyst was rapidly decreased for 2 h after the reactants were contacted with the fresh catalyst and then it was kept to 3% for 10 h. Both CuPO<sub>x</sub>/SiO<sub>2</sub> catalysts showed high durability for the reaction although the methane conversion over these catalysts was not so high compared to those over the other catalysts. AlO<sub>x</sub>-CuPO<sub>x</sub> (Cu(45)-P(45)-Al(10)) was also deactivated slightly at the early period of the reaction, but the methane conversion over the catalysts was always higher than those over the other catalysts. Thus, formaldehyde yields in the reaction over CuPO<sub>x</sub>(10 wt%)/l-SiO<sub>2</sub>, CuPO<sub>x</sub>(20 wt%)/h-SiO<sub>2</sub> and Cu(45)-P(45)-Al(10) are always higher than that in the reaction over bulk  $\alpha$ -Cu<sub>2</sub>P<sub>2</sub>O<sub>7</sub> catalyst. The deactivation of the catalyst should result from the sintering of copper phosphates which worked as active components for the reaction. AlO<sub>x</sub> additives in copper phosphates suppress the contact between copper phosphate crystallites during the methane oxidation at 923 K, which improves the durability of the catalysts.

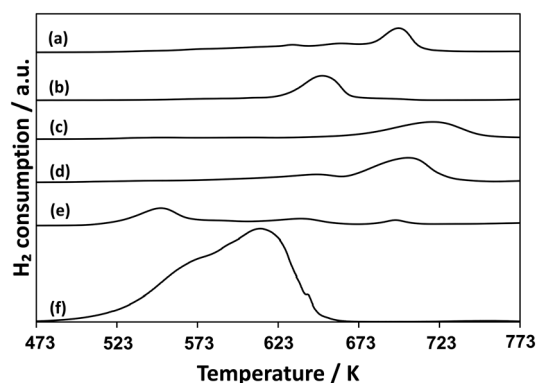


Fig. 8 TPR profiles for AlO<sub>x</sub>-CuPO<sub>x</sub> catalysts. a) Cu<sub>3</sub>(PO<sub>4</sub>)<sub>2</sub>, b)  $\alpha$ -Cu<sub>2</sub>P<sub>2</sub>O<sub>7</sub>, c) Cu(10)-P(80)-Al(10), d) Cu(45)-P(45)-Al(10), e) Cu(25)-P(50)-Al(25), and f) CuO.

Fig. 8 shows TPR profiles for  $\text{AlO}_x\text{-CuPO}_x$  catalysts and the reference samples.  $\text{Cu(25)-P(50)-Al(25)}$  catalysts, which showed the highest activity for the total oxidation of methane into  $\text{CO}_2$  among all the  $\text{AlO}_x\text{-CuPO}_x$  catalysts in Table 6, were reduced with  $\text{H}_2$  at lower temperatures. The high redox property of copper phosphates in  $\text{Cu(25)-P(50)-Al(25)}$  catalysts would lead to the high selectivity to the total oxidation in the methane oxidation with  $\text{O}_2$ . In contrast,  $\text{Cu(45)-P(45)-Al(10)}$  and  $\text{Cu(10)-P(80)-Al(10)}$  catalysts, which showed high selectivity to formaldehyde in the methane oxidation, were reduced with  $\text{H}_2$  at higher temperatures than the bulk copper phosphates shown in Fig. 8. As described earlier, the deposition of  $\text{CuPO}_x$  on silica decreased their activity for the reduction with  $\text{H}_2$ . The control of the redox property of  $\text{CuPO}_x$  by the addition of  $\text{AlO}_x$  or by the deposition onto silica supports is effective for the development of active  $\text{CuPO}_x$  catalysts for the partial oxidation of methane with  $\text{O}_2$  into formaldehyde. The deposition onto silica supports or the addition of  $\text{AlO}_x$  should result in the formation of copper phosphates with smaller crystallite sizes as well as chemical interaction with silica or aluminum oxide. The interaction should prevent the total oxidation of methane into  $\text{CO}_2$  and the sintering of copper phosphates in the catalysts during the methane oxidation at high temperatures.

## Conclusion

Copper phosphates as catalysts for the methane oxidation with  $\text{O}_2$  into formaldehyde were supported on silica or were modified with aluminum oxide ( $\text{AlO}_x$ ) to improve the catalytic activity and durability. Deposition of copper phosphates on silica supports led to the formation of  $\alpha\text{-C}_2\text{P}_2\text{O}_7$  crystallites with small sizes while crystallized  $\text{Cu}_3(\text{PO}_4)_2$  with a high surface area was stabilized in the copper phosphate catalysts modified with  $\text{AlO}_x$ . Copper phosphate catalysts supported on silica or modified with  $\text{AlO}_x$  formed formaldehyde with a yield of 1.1–1.4% by methane oxidation. These modifications with silica or  $\text{AlO}_x$  resulted in the control of the redox properties of copper phosphates.

## Author contributions

M. Shimakawa carried out and interpreted the experimental part. S. Takenaka conceived the idea and supervised the whole project. Both authors have contributed and agreed with the final version of the manuscript.

## Conflicts of interest

There are no conflicts to declare.

## Acknowledgements

This work was supported by JSPS KAKENHI Grant Numbers 20H02526 and 23H01766.

## Notes and references

- 1 A. Demirbas, *Energy Convers. Manage.*, 2010, **51**, 1547–1561.
- 2 M. J. G. Fait, A. Ricci, M. Holena, J. Rabeah, M.-M. Pohl, D. Linke and E. V. Kondratenko, *Catal. Sci. Technol.*, 2019, **9**, 5111–5121.
- 3 P. Schwach, X. Pan and X. Bao, *Chem. Rev.*, 2017, **117**, 8497–8520.
- 4 M. J. G. Fait, A. Ricci, M. Holena, J. Rabeah, M.-M. Pohl, D. Linke and E. V. Kondratenko, *Catal. Sci. Technol.*, 2019, **9**, 5111–5121.
- 5 J. T. Grant, J. M. Venegas, W. P. McDermott and I. Hermans, *Chem. Rev.*, 2018, **118**, 2769–2815.
- 6 E. V. Kondratenko, T. Peppel, D. Seeburg, V. A. Kondratenko, N. Kalevaru, A. Martin and S. Wohlrab, *Catal. Sci. Technol.*, 2017, **7**, 366–381.
- 7 Z. Guo, B. Liu, Q. Zhang, W. Deng, Y. Wang and Y. Wang, *Chem. Rev.*, 2014, **43**, 3480–3524.
- 8 A. Matsuda, H. Tateno, K. Kamata and M. Hara, *Catal. Sci. Technol.*, 2021, **11**, 6987–6998.
- 9 M. J. G. Fait, A. Ricci, M. Holena, J. Rabeah, M.-M. Pohl, D. Linke and E. V. Kondratenko, *Catal. Sci. Technol.*, 2019, **9**, 5111–5121.
- 10 L. D. Nguyen, S. Loidant, H. Launay, A. Pigamo, J. L. Dubois and J. M. M. Millet, *J. Catal.*, 2006, **237**, 38–48.
- 11 J. Ohyama, D. Abe, A. Hirayama, H. Iwai, Y. Tsuchimura, K. Sakamoto, M. Irikura, Y. Nakamura, H. Yoshida, M. Machida, S. Nishimura, T. Yamamoto and K. Takahashi, *J. Phys. Chem. C*, 2022, **126**, 1785–1792.
- 12 V. Foréns, C. López, H. H. López and A. Martínez, *Appl. Catal., A*, 2003, **249**, 345–354.
- 13 J. He, Y. Li, D. An, Q. Zhang and Y. Wang, *J. Nat. Gas Chem.*, 2009, **18**, 288–294.
- 14 R. G. Herman, Q. Sun, C. Shi, K. Klier, C. Wang, H. Hu, I. E. Wachs and M. M. Bhasin, *Catal. Today*, 1997, **37**, 1–14.
- 15 Y. Wang and K. Otsuka, *J. Catal.*, 1995, **155**, 256–267.
- 16 L. Yang, A. Dongli, Q. Zhang and Y. Wang, *J. Phys. Chem. C*, 2008, **112**, 13700–13708.
- 17 M. H. Groothaert, P. J. Smeets, B. F. Sels, P. A. Jacobs and R. A. Schoonheydt, *J. Am. Chem. Soc.*, 2005, **127**, 1394–1395.
- 18 J. Ohyama, A. Hirayama, Y. Tsuchimura, N. Kondou, H. Yoshida, M. Machida, S. Nishimura, K. Kato, I. Miyazato and K. Takahashi, *Catal. Sci. Technol.*, 2021, **11**, 3437–3446.
- 19 T. Akiyama, R. Sei and S. Takenaka, *Catal. Sci. Technol.*, 2021, **51**, 5273–5281.
- 20 T. Akiyama, M. Shimakawa and S. Takenaka, *Chem. Lett.*, 2022, **51**, 511–514.
- 21 T. Nash, *Biochem. J.*, 1953, **55**, 416–421.
- 22 C. Sepúlveda, L. Delgado, R. García, M. Melendrez, J. L. G. Fierro, I. T. Ghampson and N. Escalona, *Catal. Today*, 2017, **279**, 217–223.
- 23 H. Li, F. Wang, W. Cai, J. Zhang and X. Zhang, *Catal. Sci. Technol.*, 2015, **5**, 5174–5184.
- 24 S. Takenaka, T. Kaburagi, C. Yamada, K. Nomura and K. Otsuka, *J. Catal.*, 2004, **228**, 66–74.
- 25 S. Takenaka, M. Serizawa and K. Otsuka, *J. Catal.*, 2004, **222**, 520–531.
- 26 S. Takenaka, K. Nomura, N. Hanaizumi and K. Otsuka, *Appl. Catal., A*, 2005, **282**, 333–341.