

Cite this: *Chem. Sci.*, 2023, 14, 8672

All publication charges for this article have been paid for by the Royal Society of Chemistry

Salt-stabilized alkylzinc pivalates: versatile reagents for cobalt-catalyzed selective 1,2-dialkylation†

Jie Lin,^{‡a} Kaixin Chen,^{‡a} Jixin Wang,^a Jiawei Guo,^a Siheng Dai,^a Ying Hu^a and Jie Li^{*,ab}

The construction of $\text{Csp}^3\text{-Csp}^3$ bonds through Negishi-type reactions using alkylzinc reagents as the pronucleophiles is of great importance for the synthesis of pharmaceuticals and agrochemicals. However, the use of air and moisture sensitive solutions of conventional alkylzinc halides, which show unsatisfying reactivity and limitation of generality in twofold $\text{Csp}^3\text{-Csp}^3$ cross-couplings, still represents drawbacks. We herein report the first preparation of solid and salt-stabilized alkylzinc pivalates by OPiv-coordination, which exhibit enhanced stability and a distinct advantage of reacting well in cobalt-catalyzed difluoroalkylation-alkylation of dienoates, thus achieving the modular and site-selective installation of $\text{CF}_2\text{-}$ and $\text{Csp}^3\text{-}$ groups across double bonds in a stereoretentive manifold. This reaction proceeds under simple and mild conditions and features broad substrate scope and functional group compatibility. Kinetic experiments highlight that OPiv-tuning on the alkylzinc pivalates is the key for improving their reactivity in twofold $\text{Csp}^3\text{-Csp}^3$ cross-couplings. Furthermore, facile modifications of bioactive molecules and fluorinated products demonstrate the synthetical utility of our salt-stabilized alkylzinc reagents and cobalt-catalyzed alkyl difluoroalkylation protocol.

Received 6th May 2023

Accepted 24th July 2023

DOI: 10.1039/d3sc02345a

rsc.li/chemical-science

Introduction

During the last decade, many significant advances have been witnessed in the efforts towards the development of transition metal-catalyzed selective dicarbofunctionalization of alkenes *via* cascade C–C bond formation, thus providing expedient access to the synthesis of carbogenic skeletons rapidly.¹ Among them, most of the efforts focused on the selective diarylation² and arylalkylation of alkenes.³ However, rather rare examples for achieving twofold $\text{Csp}^3\text{-Csp}^3$ cross-couplings across alkenes with two different alkyl moieties were reported. The early sporadic examples of catalytic alkene 1,2-dialkylations largely relied on the use of harsh alkylmagnesium halides as the nucleophiles.⁴ Otherwise the tethered alkenes bearing a $\text{Csp}^3\text{-X}$ (X = Br, I) center were utilized as the substrates for nickel-catalyzed intramolecular dialylation in the presence of alkylzinc reagents.⁵ These results demonstrated the viability of sequential dialkylation but there still remained drawbacks,

such as limited substrate scope and poor functional group compatibility. Towards the possible reaction pathway of transition-metal-catalyzed alkene dialkylation, the challenging issues could be ascribed to (i) the hampered oxidative addition of transition metal-species into the alkyl–X bond,⁶ (ii) the facile propensity of other competitive side reactions *via* $\beta\text{-H}$ elimination, atom-transfer radical addition and homocoupling pathways;⁷ (iii) the difficulty in controlling regio- and site selectivity (Scheme 1A).

To overcome these aforementioned challenges, several approaches have been achieved by nickel-catalyzed alkene dialkylation with the chelation-assistance of 8-aminoquinoline,⁸ enamide⁹ or imine.¹⁰ As such, these reactions displayed high chemo- and regioselectivity to install two $\text{Csp}^3\text{-}$ fragments across a double bond. Despite these major advances, the use of air and moisture sensitive solutions of alkylzinc halides (halides = Cl, Br, I), which are difficult to handle and should be stored under an inert atmosphere, as well as the unsatisfying reactivity and limitation of generality in cascade $\text{Csp}^3\text{-Csp}^3/\text{Csp}^3\text{-Csp}^3$ cross-couplings, still represent drawbacks (Scheme 1B).

Therefore, we hypothesized that the above issues can be solved by devising a new type of alkylzinc reagent with enhanced stability and tunable reactivity as the $\text{Csp}^3\text{-}$ nucleophile, as well as more a reactive catalytic system which operates under a radical relay process. Organozinc reagents are important intermediates with versatile reactivity in organic syntheses.¹¹ Lei demonstrated that changing the anions of Ar–

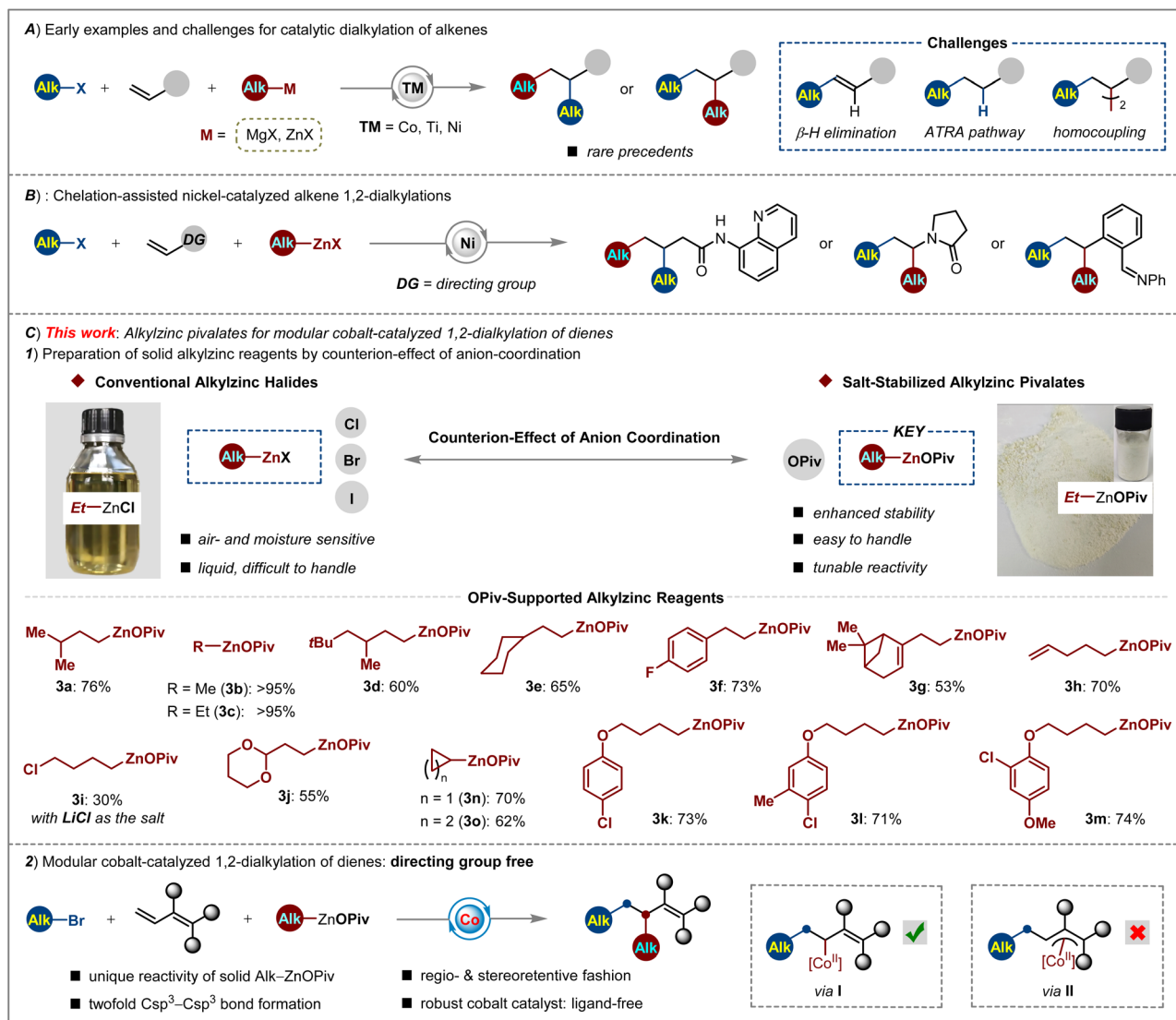
^aKey Laboratory of Organic Synthesis of Jiangsu Province, College of Chemistry, Chemical Engineering and Materials Science, Soochow University, Suzhou 215123, China. E-mail: jjackli@suda.edu.cn

^bState Key Laboratory and Institute of Elemento-Organic Chemistry, Haihe Laboratory of Sustainable Chemical Transformations, College of Chemistry, Nankai University, Tianjin 300071, China

† Electronic supplementary information (ESI) available. See DOI: <https://doi.org/10.1039/d3sc02345a>

‡ J. Lin and K. Chen contributed equally.





Scheme 1 Current applications and limitations of alkylzinc reagents in sequence 1,2-dialkylation of alkenes. (A) Importance of the CF₂-moiety in bioactive molecules. (B) Chelation-assisted strategy for alkene dialkylation. (C) Preparation of OPiv-supported alkylzinc reagents and their unique reactivity in modular cobalt-catalyzed 1,2-dialkylation of 1,3-dienes.

ZnX from Cl to Br or I will result in very different kinetics in palladium and nickel catalysis.¹² Very recently, Knochel and us further disclosed the dramatic effects of carboxylate-coordination¹³ on improving the stability and reactivity of Ar-Zn¹⁴ and Si-Zn reagents.¹⁵ These observations gave us the perspective for tuning the physical and chemical properties of alkylzinc reagents by anion-regulation.

With this concept in mind, a new type of OPiv-supported alkylzinc reagents **3a–3m** has been designed and prepared in moderate to excellent yields (30 to >95%) through transmetalation of alkylmagnesium bromides with Zn(OPiv)₂. As compared to the poor stability and user-convenience of conventional alkylzinc reagents, these solid alkylzinc pivalates showed enhanced air and moisture stability by operationally simple protocols (Scheme 1C, top). Considering that fluorine-installation¹⁶ into bioactive molecules uniquely tunes their

solubility, metabolic stability and bioavailability,¹⁷ we further illustrated the reactivity of this new type of alkylzinc pivalate by devising three-component alkyldifluoroalkylation of dienates. Therefore, we envisioned capitalizing on the combination of (i) solid Alk-ZnOPiv as the nucleophile which exhibits providential reducibility and transmetalation rate, (ii) a practical, robust cobalt catalyst¹⁸ which favors rapid twofold Csp³-Csp³ cross-coupling and (iii) simple reaction conditions at 23 °C to achieve regio- and chemoselective difluoroalkylation-alkylation reaction of dienates with broad difluoroalkyl halides and alkylzinc pivalates. Indeed, OPiv-coordination made Alk-ZnOPiv stand out among other salt-supported organozincs, which is the key to drive the highly active cobalt catalysis for realizing the modular, site-selective installation of CF₂- and/or Csp³-groups across double bonds. Moreover, the formation of a flexible π-allylcobalt intermediate (**II**) was prohibited by steric interaction,

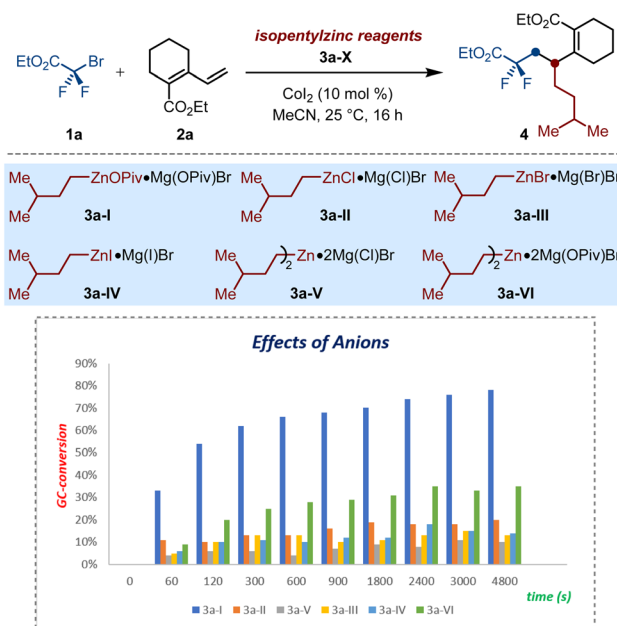


thus ensuring the 1,2-difunctionalization of dienates (**1**) in a stereoretentive fashion (Scheme 1C, bottom).

Results and discussion

We initiated our investigations by reacting dienate **2a** with bromodifluoroacetate **1a** and OPiv-supported isopentylzinc reagent **3a-I** (Table 1). Among the representative cobalt complexes, CoI₂ has proven to be the choice of metal source for achieving 1,2-alkyldifluoroalkylation of dienate *via* directing-group-free cobalt-catalyzed twofold Csp³-Csp³ cross-coupling, thus affording **4** in 78% yield of isolated product as the single regioisomer (entries 1–9). However, chelating ligands such as TMEDA, 1,10-phenanthrolines, as well as dppbz and dcype had negative effects, which decreased the yields of **4** to 31–68% (entries 10–13). As expected, no reaction was observed in the absence of a cobalt source (entry 14).

These results encouraged us to further evaluate the unique anion-regulation of solid alkylzinc pivalate among that of other salt-supported alkylzinc reagents. To this end, a series of isopentyl zinc reagents **3a** (I–VI) were prepared through transmetalation reactions of the corresponding isopentylmagnesium bromide with zinc salts (ZnX₂; X = OPiv, Cl, Br, I). With these nucleophiles in hand, their different kinetics in the cobalt-catalyzed alkene dicarbofunctionalization were examined by performing parallel experiments under the described conditions (Scheme 2). Generally, all of these reactions were almost finished within 60 min. However, the conventional halide-supported isopentylzinc reagents **3a** (II–IV) showed significantly poor reactivity and only furnished the desired product **4** in less than 20% conversions. In sharp contrast, on switching from halides to OPiv-anions, isopentylzinc pivalate **3a-I** exhibited superior reactivity and steered the success of cobalt-catalyzed selective 1,2-dialkylation process. Similarly, the results of comparison experiments by using **3a-V** and **3a-VI** as the

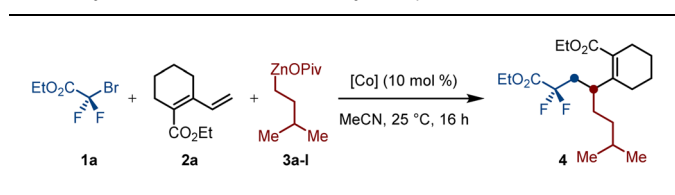


Scheme 2 Kinetic experiments with alkylzinc reagents **3a** (I–VI). Reaction conditions: **1a** (0.15 mmol, 1.0 equiv.), **2a** (1.5 equiv.), **3a** (2.5 equiv.), 0.5 to 80 min, biphenyl as the internal standard, detected by GC-analysis.

nucleophiles showed the superiority of the latter as well. These observations highlighted that the OPiv-coordination of organozincs is crucial to making these alkylzinc pivalates stand out among other salt-supported alkyl zinc reagents, thereby displaying unique kinetics in the 1,2-selective alkyldifluoroalkylation of dienates *via* versatile cobalt-catalyzed twofold Csp³-Csp³ bond formation.

By the use of OPiv-supported alkylzinc pivalates (**3**) as the typical Csp³-nucleophiles, we investigated the generality of our 1,2-selective dicarbofunctionalization of dienates (**2**) (Scheme 3). Since the presence of stoichiometric LiCl in the solution of isopentylzinc pivalate resulted in a significantly decreased yield of **4**, all alkylzinc pivalates were prepared from the corresponding alkyl bromides by I₂-promoted Mg insertion in the absence of LiCl, followed by a transmetalation reaction with Zn(OPiv)₂.¹⁹ We were pleased to find that various cyclic dienates bearing ketal, *gem*-difluoro, dimethyl and aryl groups were employed as suitable substrates for the cascade cross-coupling to afford the products **4–7** *via* 1,2-selective difunctionalization. The ring size of cyclic dienates **2** had a slight influence on the envisioned transformations. Indeed, five- or seven-membered dienates were well alkyldifluoroalkylated with **1a** and isopentylzinc pivalate (**3a-I**), giving the corresponding compounds **8–9** in moderate to good yields. The more challenging acyclic dienates smoothly underwent cobalt-catalyzed dicarbofunctionalization under identical reaction conditions. Notably, the simple cobalt catalysis showed excellent functional group compatibility and high regio- and stereoselectivity. Valuable electrophilic substituents, such as various aliphatic moieties bearing olefin, thienyl, ether, chloro and bromo groups were well tolerated and the stereoscopic

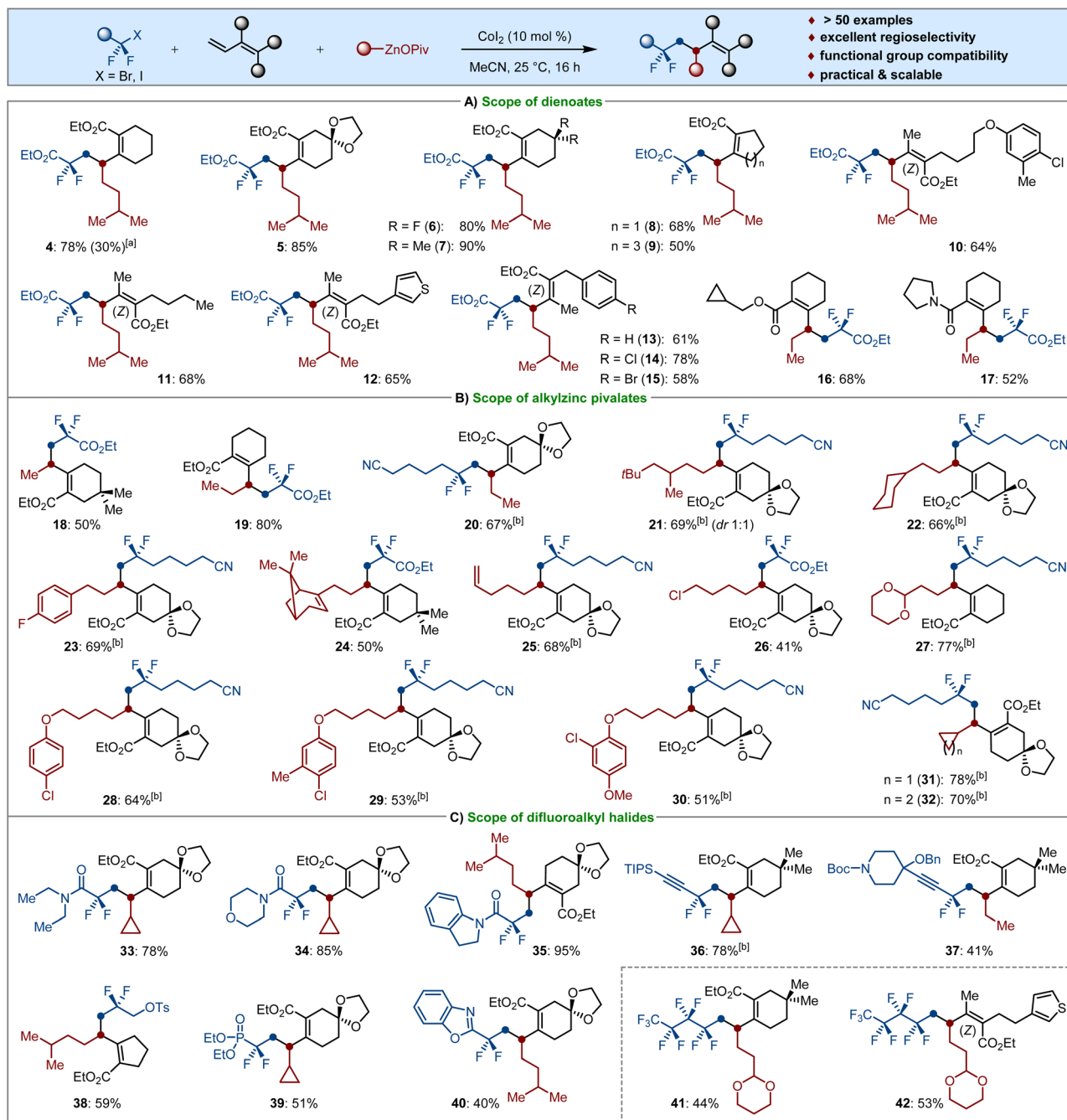
Table 1 Optimization studies for cobalt-catalyzed selective alkyldifluoroalkylation of dienate with alkylzinc pivalate **3a-I**^a



| Entry | Variation | Yield ^b (%) | Entry | Variation | Yield ^b (%) |
|-------|------------------------|------------------------|-------|--------------------------------------|------------------------|
| 1 | CoCl ₂ | 57 | 8 | CoCl(PPh ₃) ₃ | Trace |
| 2 | CoBr ₂ | 58 | 9 | CoI ₂ | 78 ^c |
| 3 | CoI ₂ | 62 | 10 | TMEDA | 68 ^{c,d} |
| 4 | Co(acac) ₂ | 56 | 11 | 1,10-Phen | 54 ^{c,e} |
| 5 | Co(acac) ₃ | 34 | 12 | Dppbz | 31 ^{c,e} |
| 6 | CoBr ₂ ·DME | 49 | 13 | Dcype | 55 ^{c,e} |
| 7 | Co(OAc) ₂ | 46 | 14 | Without [Co] | 0 ^c |

^a Reaction conditions: **1a** (2.0 equiv.), **2a** (0.15 mmol, 1.0 equiv.), **3a-I** (2.0 equiv.), [Co] (10 mol%), MeCN (1.5 mL), 25 °C, 16 h. ^b Isolated yields. ^c **1a** (0.15 mmol, 1.0 equiv.), **2a** (1.5 equiv.), **3a-I** (2.5 equiv.). ^d TMEDA (30 mol%) as the ligand. ^e Ligand (11 mol%).





Scheme 3 Substrate scope for the cobalt-catalyzed selective 1,2-dialkyldifluoroalkylation of dienates. Reaction conditions: difluoroalkyl halides (1.5 equiv.), dienates (0.15 mmol, 1.0 equiv.), Alk-ZnOPiv (2.5 equiv.), CoI₂ (10 mol%), MeCN (1.5 mL), 25 °C, 16 h. [a] Alk-ZnOPiv·Mg(OPiv)Br·LiCl instead of **3a**-l. [b] Difluoroalkyl halides (0.15 mmol, 1.0 equiv.), dienates (1.5 equiv.), and TMEDA (30 mol%) were used. [c] 1.3 mmol scale.

configuration of the tetrasubstituted acrylates was completely retained in the catalytic system; the desired products **10–15** were obtained in 47–78% yields in a stereoretentive fashion. It is worth noting that various decorated 1,3-dienoate and 1,3-dienamide were also found to be viable substrates for the envisioned twofold Csp³–Csp³/Csp³–Csp³ bond formation, thereby delivering selective 1,2-dialkylated **16–17** as the sole products (Scheme 3A).

Thereafter, we next examined the sequential installation of CF₂- and Csp³-groups across double bonds by using solid OPiv-supported alkylzinc reagents as the nucleophiles (Scheme 3B). Methyl and ethyl groups are important pharmacophores in many bioactive molecules. Importantly, both Me-ZnOPiv and Et-ZnOPiv underwent cobalt-catalyzed difluoroalkylmethyl- and ethylation to provide the fluorinated products **18–20** in 50–80% isolated yields. Likewise, a variety of primary alkylzinc pivalates,

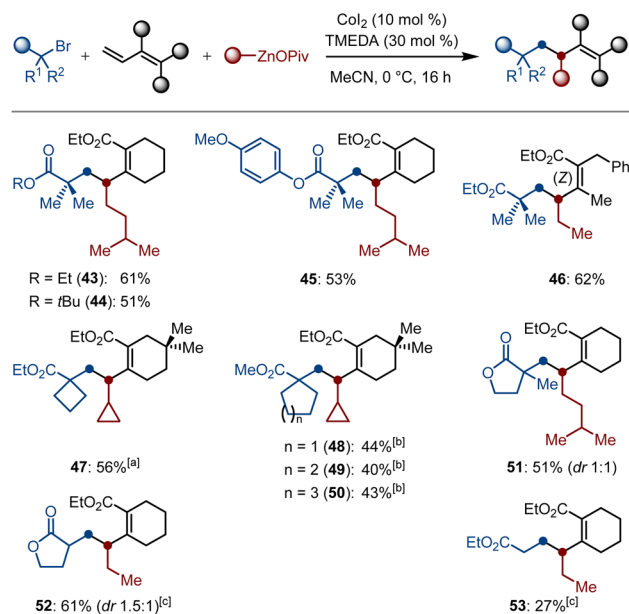


as well as the functionalized organozincs are all competent Csp^3 -nucleophiles in the conjunctive cross-coupling reaction, giving the fluorinated carbogenic skeletons **21–30** in moderate to good yields under simple and practical reaction conditions. Moreover, increasing interest has been devoted to the introduction of strained carbocycles such as cyclopropanes and cyclobutanes during the past decade,²⁰ which have found numerous applications in medicinal chemistry.²¹ As such, we prepared the corresponding solid alkylzinc pivalates and tested the cascade difluoroalkyl cyclopropanation and cyclobutanation of dienoates. It is worth noting that the expected products **31–32** were selectively obtained in 70–78% yields, which provides a perspective for installation of strained carbocycles and their further late-stage functionalization to afford highly complex molecules.

Inspired by these findings, the scope with respect to various fluoroalkyl bromides was further tested. As shown in Scheme 3C, different bromodifluoroacetamides were successfully utilized for the cascade cross-coupling reactions with dienoates and alkylzinc pivalates to afford the corresponding products **33–35** in high yields. Importantly, *gem*-difluoropropargyl bromides bearing hindered triisopropylsilyl aliphatic substituents were proven to be viable substrates as well, leading to fluorinated alkynes **36–37** in 41–78% yields with no trace of carbometallated products. These results highlighted the excellent functional group tolerance and chemoselectivity of our cobalt catalyst. Therefore, the substrate scope could easily be extended to the use of α -bromodifluoromethyl-substituted tosylate (**38**), phosphonate (**39**) and benzoxazole as well (**40**). It was particularly noteworthy that perfluorobutyl iodide was found to be successful for the cobalt-catalyzed 1,2-dicarbofunctionalization of dienoates with [2-(1,3-dioxan-2-yl)ethyl]zinc pivalate, smoothly affording the polyfluorinated products **41–42** with high regio- and site-selectivity.

The substrate scope was not only limited to the difluoroalkyl halides; we further succeeded in examining alkyl halides. To our delight, various tertiary α -bromocarbonyl compounds were proven to be suitable electrophiles for the generation of α - Csp^3 radicals in the presence of a cobalt source, thereby smoothly undergoing the selective 1,2-dialkylation process to afford the carbogenic skeletons **43–51** in 40–62% yields. Moreover, the secondary and primary α -bromocarbonyl compounds were proven to be suitable substrates as well, and the corresponding products **52–53** were obtained in 61% and 27% yields, respectively. Herein, a catalytic amount of TMEDA as the ligand is required for increasing the conversions to the desired products (Scheme 4).

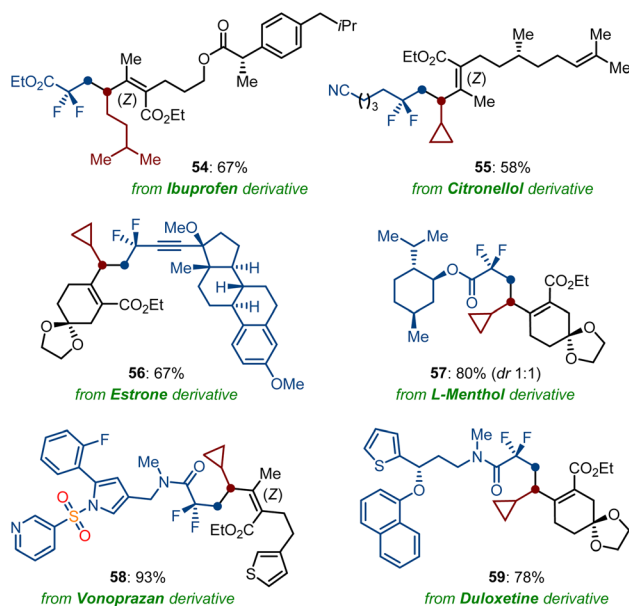
Encouraged by the robustness of our cobalt-catalyzed sequential difluoroalkylation-alkylation of functionalized dienoates, we became intrigued by the demonstration of its potential synthetic utility in the fluorine installation of druglike molecules and natural products (Scheme 5). Remarkably, dienoates derivatized from ibuprofen (**54**), citronellol (**55**), as well as difluoroalkyl bromides containing a complex molecule, such as estrone (**56**), *l*-menthol (**57**), vonoprazan (**58**), and duloxetine (**59**) derivatives, showed excellent compatibility to the direct twofold Csp^3 - Csp^3 cross-coupling reaction by using



Scheme 4 Substrate scope for the cobalt-catalyzed selective 1,2-dialkylation of dienoates. Reaction conditions: alkyl bromides (0.15 mmol, 1.0 equiv.), dienoates (1.5 equiv.), Alk-ZnOPiv (2.5 equiv.), Co_2 (10 mol%), TMEDA (30 mol%), MeCN (1.5 mL), 0 °C, 16 h. [a] 3 mmol scale. [b] Dienoates (0.15 mmol, 1.0 equiv.), alkyl bromides (2.0 equiv.), Alk-ZnOPiv (2.5 equiv.), Co_2 (10 mol%), MeCN (1.5 mL), 0 °C, 16 h. [c] w/o TMEDA, at 25 °C.

OPiv-supported alkylzinc reagents as the nucleophilic partners. Thus, the high-yielding preparation of these fluorinated molecules should be proved instrumental for the discovery of novel drug precursors.

Intrigued by the outstanding catalytic activity of the cobalt catalyst, we sought to unravel the mechanism of this



Scheme 5 Late-stage fluorine installation of drugs and natural products.

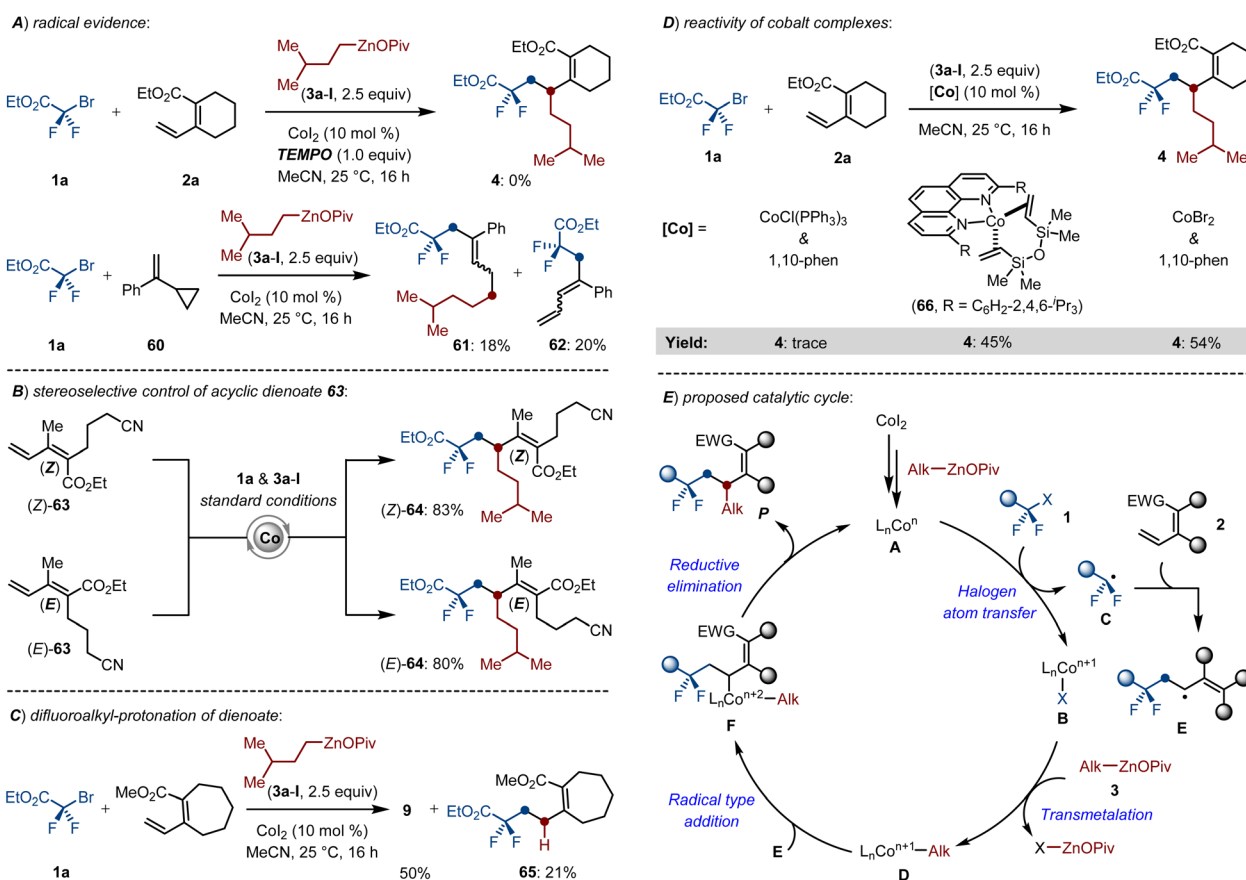


multicomponent cross-coupling. First, the cobalt-catalyzed difluoroalkylation-alkylation was completely inhibited by employing stoichiometric quantities of TEMPO as the radical scavengers. Moreover, a radical-clock experiment with the substrate α -cyclopropyl styrene **60** delivered the ring-opening products **61–62**, which suggested a radical relay process in the reaction (Scheme 6A). We next investigated the stereoselective control of the reaction by setting parallel experiments with stereodefined (*Z*)- and (*E*)-dienoates. Notably, both (*Z*)-**63** and (*E*)-**63** smoothly underwent the envisioned cross-coupling process and generated the corresponding products **64** in complete control of stereoretentive fashion (Scheme 6B). These results indicated that the initial radical insertion formed a stable allylcobalt complex rather than a flexible π -allylcobalt intermediate, thereby ensuring the stereoselectivity of the targeted reaction. Beyond that, the ester group is crucial due to its conjugation effect on the active diennoates rather than a directing group. A set of cobalt-catalyzed dialkylations of exocyclic diennoate not only formed the desired product **9**, but also delivered a hydrodifluoroalkylated compound **65** in 21% yield, which suggested that the reaction involves an initial 1,2-radical insertion (Scheme 6C). The well-defined cobalt(0) complex $L_n\text{-Co}(\text{dvtms})$ (**66**),²² was examined for the radical relay coupling reaction, delivering the desired product **4** with equal efficacy as compared to the $\text{CoI}_2/1,10\text{-phen}$ system. However, using

$\text{CoCl}(\text{PPh}_3)_3$ as the catalyst only gave **4** in negligible conversion (Scheme 6D). These observations indicated that the low-valent $\text{Co}(0)$ -species might be the catalytically active catalyst.

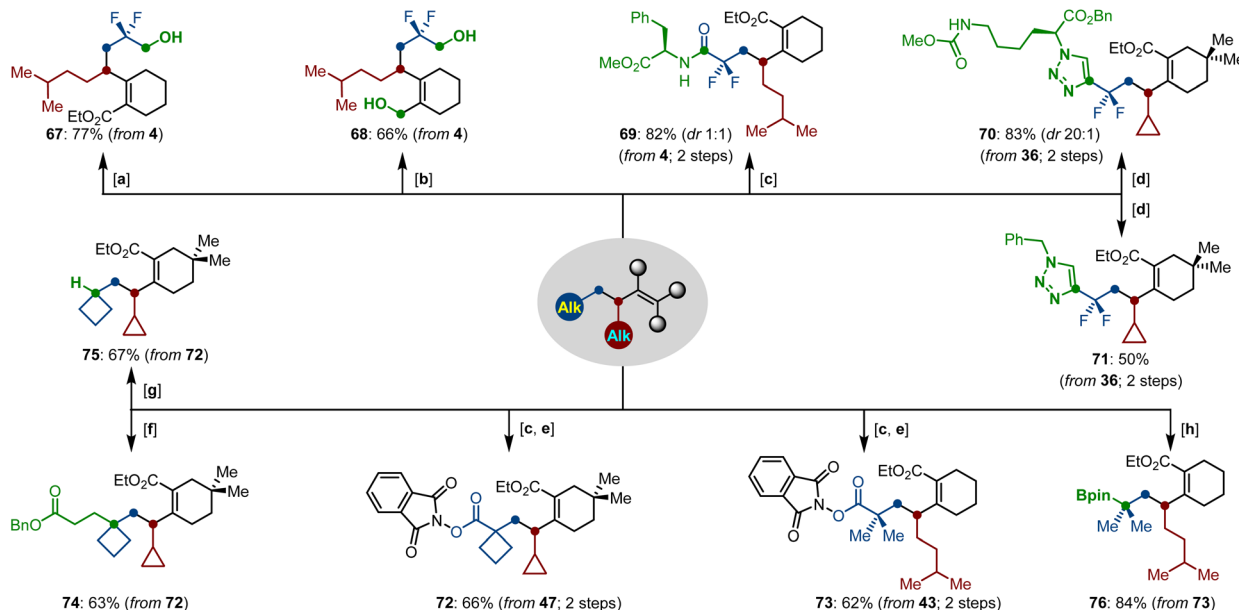
Based on our findings and previous insights,^{31,23} a plausible catalytic cycle has been proposed as shown in Scheme 6E. The initial reduction of CoI_2 with alkylzinc pivalates formed the catalytically active $L_n\text{Co}^n$ -species (**A**), which promotes the intermolecular halogen atom transfer of difluoroalkyl bromides by SET to generate the difluoroalkyl radical **B**, then followed by a facile radical insertion of **B** into diennoates (**2**) to form the allyl radical **E**. Transmetalation between the newly formed $L_n\text{Co}^{n+1}$ -species and Alk-ZnOPiv (**3**) gave the alkyl- Co^{n+1} (**D**). Subsequent radical type oxidation of **D** and **E** furnished the key intermediate **F**. Finally, reductive elimination delivered the 1,2-dialkylated products and regenerated the active $L_n\text{Co}^n$ -species.

Finally, the synthetic applications of functionalized difluoroalkylation-alkylation products were elaborated by various facile transformations (Scheme 7). First, the two ester groups could be selectively reduced by NaBH_4 and LiAlH_4 , generating the corresponding alcohols **67** and **68**, respectively. Facile base-mediated saponification of **4** gave a carboxylic acid, which can serve as a building block for the synthesis of a peptide with *L*-phenylalanine, leading to product **69** in 82% yield. Furthermore, we removed the protecting silyl group in the presence of TBAF, and performed



Scheme 6 Mechanistic studies.





Scheme 7 Facile late-stage functionalizations of dialkylated compounds. Reaction conditions: [a] NaBH_4 (2.0 equiv.), EtOH, reflux, 4 h. [b] LiAlH_4 (2.5 equiv.), THF, 23 °C, 4 h. [c] (i) LiOH (17 equiv.), THF/ H_2O , 23 °C, 2 h; (ii) L-phenylalanine (2.0 equiv.), PyBop (1.2 equiv.), Et_3N (4.0 equiv.), THF, 23 °C, 12 h. [d] $\text{R}-\text{N}_3$ (1.0 equiv.), CuI (10 mol%), DMF, 80 °C, 12 h. [e] *N*-Hydroxyphthalimide (1.2 equiv.), DIC (1.1 equiv.), DMAP (0.1 equiv.), CH_2Cl_2 , 23 °C, 16 h. [f] Benzyl acrylate (1.0 equiv.), $\text{NiCl}_2 \cdot 6\text{H}_2\text{O}$ (20 mol%), Zn (2.0 equiv.), LiCl (3.0 equiv.), MeCN, 23 °C, 12 h. [g] PhSiH_3 (1.5 equiv.), $\text{NiCl}_2 \cdot 6\text{H}_2\text{O}$ (10 mol%), Zn (0.5 equiv.), dtbbpy (20 mol%), THF/DMF/*i*PrOH, 40 °C, 1 h. [h] $(\text{MeB}_2\text{pin}_2)\text{Li}$ (3.0 equiv.), $\text{NiCl}_2 \cdot 6\text{H}_2\text{O}$ (10 mol%), di-MeObipy (13 mol%), $\text{MgBr}_2 \cdot \text{Et}_2\text{O}$ (1.5 equiv.), THF/DMF, 23 °C, 2 h.

a click-reaction of the newly formed terminal alkyne with benzyl azide and azido ester under copper catalysis, thus providing the polyfunctional triazoles **70–71** in good yields. Beyond this, the tertiary carboxylate moieties of the dialkylated compounds can be easily transformed into the *N*-hydroxyphthalimide esters **72–73**, which displayed versatile transformations, such as the Giese reaction, reductive decarboxylation and borylation, leading to the corresponding products **74–76** in good yields.

Conclusions

In summary, we have reported the preparation of a new type of solid and salt-stabilized alkylzinc pivalate, which shows enhanced stability and unique reactivity in the cobalt-catalyzed alkyldifluoroalkylation of dienates under directing-group-free conditions, thus achieving the modular installation of CF_2 - and Csp^3 -groups across the double bond of dienates *via* a cascade $\text{Csp}^3\text{-Csp}^3/\text{Csp}^3\text{-Csp}^3$ bond formation with complete control of the regioselectivity and stereoretivity. Particularly noteworthy is the dramatic OPiv-tuning effect on Alk-ZnOPiv , which leads to superior stability and reactivity among other halide-supported alkylzincs. Moreover, the synthetic simplicity and utility of our 1,2-selective dicarbofunctionalization are well illustrated by the facile modifications of drug-like molecules and natural products, as well as the late-stage derivatizations of the fluorinated products. We believe that this work will provide a perspective for the design of novel organozinc reagents by the anion-regulation strategy and find wide applications in Negishi-type reactions.

Data availability

The datasets supporting this article have been uploaded as part of the ESI material.†

Author contributions

Jie Li conceptualized the project and wrote the paper; J. Lin and K. C. contributed equally to this work; J. Lin, K. C., and J. W. designed and performed the experiments; J. G., S. D., J. Lin, and Y. H. prepared the starting materials, all the authors were involved in the interpretation of the results presented in the manuscript.

Conflicts of interest

There are no conflicts to declare.

Acknowledgements

We thank the National Natural Science Foundation of China (22322108), Natural Science Foundation of Jiangsu Province (BK20221355), the start-up grant (NH10900422) of Soochow University, and a sponsored program by the Jiangsu Province for the Cultivation of Innovation (SR10900122).

Notes and references

- 1 Representative reviews: (a) Y.-C. Luo, C. Xu and X. Zhang, *Chin. J. Chem.*, 2020, **38**, 1371–1394; (b) J. Diccianni, Q. Lin



- and T. Diao, *Acc. Chem. Res.*, 2020, **53**, 906–919; (c) X. Qi and T. Diao, *ACS Catal.*, 2020, **10**, 8542–8556; (d) J. Derosa, O. Apolinar, T. Kang, V. T. Tran and K. M. Engle, *Chem. Sci.*, 2020, **11**, 4287–4296; (e) R. Giri and S. Kc, *J. Org. Chem.*, 2018, **83**, 3013–3022; (f) R. K. Dhungana, S. Kc, P. Basnet and R. Giri, *Chem. Rec.*, 2018, **18**, 1314–1340 and references cited therein.
- 2 Selective examples for alkene diarylation: (a) B. Shrestha, P. Basnet, R. K. Dhungana, S. KC, S. Thapa, J. M. Sears and R. Giri, *J. Am. Chem. Soc.*, 2017, **139**, 10653–10656; (b) J. Derosa, V. T. Tran, M. N. Boulous, J. S. Chen and K. M. Engle, *J. Am. Chem. Soc.*, 2017, **139**, 10657–10660; (c) W. Li, J. K. Boon and Y. Zhao, *Chem. Sci.*, 2018, **9**, 600–607; (d) S. Thapa, R. K. Dhungana, R. T. Magar, B. Shrestha, S. KC and R. Giri, *Chem. Sci.*, 2018, **9**, 904–909; (e) P. Gao, L.-A. Chen and M. K. Brown, *J. Am. Chem. Soc.*, 2018, **140**, 10653–10657; (f) P. Basnet, R. K. Dhungana, S. Thapa, B. Shrestha, S. KC, J. M. Sears and R. Giri, *J. Am. Chem. Soc.*, 2018, **140**, 7782–7786; (g) J. Derosa, R. Kleinmans, V. T. Tran, M. K. Karunananda, S. R. Wisniewski, M. D. Eastgate and K. M. Engle, *J. Am. Chem. Soc.*, 2018, **140**, 17878–17883; (h) Y. Zhang, G. Chen and D. Zhao, *Chem. Sci.*, 2019, **10**, 7952–7957; (i) D. Anthony, Q. Lin, J. Baudet and T. Diao, *Angew. Chem., Int. Ed.*, 2019, **58**, 3198–3202; (j) J. Derosa, T. Kang, V. T. Tran, S. R. Wisniewski, M. K. Karunananda, T. C. Jankins, K. L. Xu and K. M. Engle, *Angew. Chem., Int. Ed.*, 2020, **58**, 1202–1205; (k) O. Apolinar, V. T. Tran, N. Kim, M. A. Schmidt, J. Derosa and K. M. Engle, *ACS Catal.*, 2020, **10**, 14234–14239; (l) Z. Dong, Q. Tang, C. Xu, L. Chen, H. Ji, S. Zhou, L. Song and L.-A. Chen, *Angew. Chem., Int. Ed.*, 2023, **62**, e202218286 and references cited therein.
- 3 Selective examples for alkene arylalkylation: (a) T. Qin, J. Cornella, C. Li, L. R. Malins, J. T. Edwards, S. Kawamura, B. D. Maxwell, M. D. Eastgate and P. S. Baran, *Science*, 2016, **352**, 801–805; (b) A. García-Domínguez, Z. Li and C. Nevado, *J. Am. Chem. Soc.*, 2017, **139**, 6835–6838; (c) J.-W. Gu, Q.-Q. Min, L.-C. Yu and X. Zhang, *Angew. Chem., Int. Ed.*, 2016, **55**, 12270–12274; (d) S. KC, R. K. Dhungana, B. Shrestha, S. Thapa, N. Khanal, P. Basnet, R. W. Lebrun and R. Giri, *J. Am. Chem. Soc.*, 2018, **140**, 9801–9805; (e) L. Guo, H.-Y. Tu, S. Zhu and L. Chu, *Org. Lett.*, 2019, **21**, 4771–4776; (f) A. García-Domínguez, R. Mondal and C. Nevado, *Angew. Chem., Int. Ed.*, 2019, **58**, 12286–12290; (g) S. Kc, R. K. Dhungana, N. Khanal and R. Giri, *Angew. Chem., Int. Ed.*, 2020, **59**, 8047–8051; (h) C. Xu, R. Cheng, Y.-C. Luo, M.-K. Wang and X. Zhang, *Angew. Chem., Int. Ed.*, 2020, **59**, 18741–18747; (i) X. Cheng, X. Liu, S. Wang, Y. Hu, B. Hu, A. Lei and J. Li, *Nat. Commun.*, 2021, **12**, 4366–4375; (j) H.-Y. Tu, F. Wang, L. Huo, Y. Li, S. Zhu, X. Zhao, H. Li, F.-L. Qing and L. Chu, *J. Am. Chem. Soc.*, 2020, **142**, 9604–9611; (k) V. Aryal, L. J. Chesley, D. Niroula, R. R. Sapkota, R. K. Dhungana and R. Giri, *ACS Catal.*, 2022, **12**, 7262–7268 and references cited therein.
- 4 (a) K. Mizutani, H. Shinokubo and K. Oshima, *Org. Lett.*, 2003, **5**, 3959–3961; (b) J. Terao, Y. Kato and N. Kambe, *Chem.-Asian J.*, 2008, **3**, 1472–1478.
- 5 (a) V. B. Phapale, E. Buñuel, M. García-Iglesias and D. J. Cárdenas, *Angew. Chem., Int. Ed.*, 2007, **46**, 8790–8795; also see a Ni-catalyzed dicarbofunctionalization of vinyl-Bpin: ; (b) M. Chierchia, P. Xu, G. J. Lovinger and J. P. Morken, *Angew. Chem. Int. Ed.*, 2019, **58**, 14245–14249.
- 6 (a) D. J. Cárdenas, *Angew. Chem., Int. Ed.*, 2003, **42**, 384–387; (b) A. C. Frisch and M. Beller, *Angew. Chem., Int. Ed.*, 2005, **44**, 674–688; (c) A. Rudolph and M. Lautens, *Angew. Chem., Int. Ed.*, 2009, **48**, 2656–2670.
- 7 (a) L. Capdevila and X. Ribas, *PATAI'S Chemistry of Functional Groups: Cobalt-catalyzed Cross-Coupling Reactions*, John Wiley & Sons, 2022; (b) Y. Ikeda, T. Nakamura, H. Yorimitsu and K. Oshima, *J. Am. Chem. Soc.*, 2002, **124**, 6514–6515.
- 8 (a) J. Derosa, V. A. van der Puyl, V. T. Tran, M. Liua and K. M. Engle, *Chem. Sci.*, 2018, **9**, 5278–5283; also see reductive dialkylation: ; (b) T. Yang, Y. Jiang, Y. Luo, J. J. H. Lim, Y. Lan and M. J. Koh, *J. Am. Chem. Soc.*, 2020, **142**, 21410–21419; (c) J.-X. Zhang and W. Shu, *Org. Lett.*, 2022, **24**, 3844–3849.
- 9 C. Xu, Z.-F. Yang, L. An and X. Zhang, *ACS Catal.*, 2019, **9**, 8224–8229.
- 10 R. K. Dhungana, R. R. Sapkota, L. M. Wickham, D. Niroula and R. Giri, *J. Am. Chem. Soc.*, 2020, **142**, 20930–20936.
- 11 (a) *Handbook of Functionalized Organometallics: Applications in Synthesis*, ed. P. Knochel, Wiley, 2005; (b) D. Haas, J. M. Hammann, R. Greiner and P. Knochel, *ACS Catal.*, 2016, **6**, 1540–1552; (c) P. Eckert, S. Sharif and M. G. Organ, *Angew. Chem., Int. Ed.*, 2021, **60**, 12224–12241.
- 12 (a) L. Jin, C. Liu, J. Liu, F. Hu, Y. Lan, A. S. Batsanov, J. A. K. Howard, T. B. Marder and A. Lei, *J. Am. Chem. Soc.*, 2009, **131**, 16656–16657; (b) L. Jin, J. Xin, Z. Huang, J. He and A. Lei, *J. Am. Chem. Soc.*, 2010, **132**, 9607–9609; (c) J. Li, L. Jin, C. Liu and A. Lei, *Chem. Commun.*, 2013, **49**, 9615–9617.
- 13 A. Hernán-Gómez, E. Herd, E. Hevia, A. R. Kennedy, P. Knochel, K. Koszinowski, S. M. Manolikakes, R. E. Mulvey and C. Schneegelsberg, *Angew. Chem., Int. Ed.*, 2014, **53**, 2706–2710.
- 14 (a) S. Bernhardt, G. Manolikakes, T. Kunz and P. Knochel, *Angew. Chem., Int. Ed.*, 2011, **50**, 9205–9209; (b) C. I. Stathakis, S. Bernhardt, V. Quint and P. Knochel, *Angew. Chem., Int. Ed.*, 2012, **51**, 9428–9432; (c) T. J. Greshock, K. P. Moore, R. T. McClain, A. Bellomo, C. K. Chung, S. D. Dreher, P. S. Kutchukian, Z. Peng, I. W. Davies, P. Vachal, M. Ellwart, S. M. Manolikakes, P. Knochel and P. G. Nantermet, *Angew. Chem., Int. Ed.*, 2016, **55**, 13714–13718.
- 15 (a) J. Wang, Z. Duan, X. Liu, S. Dong, K. Chen and J. Li, *Angew. Chem., Int. Ed.*, 2022, **61**, e202202379; (b) Y. Hu, J. Peng, B. Hu, J. Wang, J. Jing, J. Lin, X. Liu, X. Qi and J. Li, *Nat. Commun.*, 2023, **14**, 1454–1465.
- 16 (a) T. Liang, C. N. Neumann and T. Ritter, *Angew. Chem., Int. Ed.*, 2013, **52**, 8214–8264; (b) M.-C. Belhomme, T. Besset, T. Poisson and X. Pannecoucke, *Chem. – Eur. J.*, 2015, **21**, 12836–12865; (c) C. N. Neumann and T. Ritter, *Angew. Chem., Int. Ed.*, 2015, **54**, 3216–3221; (d) Z. Feng, Y.-L. Xiao and X. Zhang, *Acc. Chem. Res.*, 2018, **51**, 2264–2278; (e)



- D.-Q. Dong, H. Yang, J.-L. Shi, W.-J. Si, Z.-L. Wang and X.-M. Xu, *Org. Chem. Front.*, 2020, 7, 2538–2575.
- 17 (a) X.-S. Hu, J.-S. Yu and J. Zhou, *Chem. Commun.*, 2019, 55, 13638–13648; (b) J. B. I. Sap, C. F. Meyer, N. J. W. Straathof, N. Iwemene, C. W. am Ende, A. A. Trabanco and V. Gouverneur, *Chem. Soc. Rev.*, 2021, 50, 8214–8247.
- 18 (a) C. Gosmini, J.-M. Begouin and A. Moncomble, *Chem. Commun.*, 2008, 3221–3233; (b) G. Cahiez and A. Moyeux, *Chem. Rev.*, 2010, 110, 1435–1462; (c) M. Moselage, J. Li and L. Ackermann, *ACS Catal.*, 2016, 6, 498–525; (d) A. Guérinot and J. Cossy, *Acc. Chem. Res.*, 2020, 53, 1351–1363; (e) J. Li, *Top. Organomet. Chem.*, 2023, DOI: [10.1007/3418_2023_83](https://doi.org/10.1007/3418_2023_83).
- 19 Alk–ZnOPv·Mg(OPiv)Br was abbreviated as Alk–ZnOPiv for the sake of clarity.
- 20 (a) P. Ren, L.-A. Stern and X. Hu, *Angew. Chem., Int. Ed.*, 2012, 51, 9110–9113; (b) C. Andersen, V. Ferey, M. Daumas, P. Bernardelli, A. Guérinot and J. Cossy, *Org. Lett.*, 2019, 21, 2285–2289.
- 21 (a) H.-U. Reissig, in *The Chemistry of the Cyclopropyl Group*, ed. Z. Rappoport, Wiley, 1987; (b) J. Pietruszka, *Chem. Rev.*, 2003, 103, 1051–1070.
- 22 Y. Ueda, H. Tsurugi and K. Mashima, *Angew. Chem., Int. Ed.*, 2020, 59, 1552–1556.
- 23 X. Liu, H. Chen, D. Yang, B. Hu, Y. Hu, S. Wang, Y. Lan, A. Lei and J. Li, *ACS Catal.*, 2023, 13, 9254–9263.

