



Cite this: *Polym. Chem.*, 2024, **15**, 631

Lewis acid-induced homo- and heterogeneous nickel catalysts for ethylene polymerization and copolymerization with polar monomers†

Wanlu Tian, Chao Li,* Chen Tan * and Min Chen *

Lewis acids have been widely investigated to tune the properties of olefin polymerization catalysts. However, the application of this strategy in heterogeneous olefin–polar monomer copolymerization has rarely been studied. Herein, a series of [N, O]-type nickel catalysts bearing Lewis base response moieties was designed and synthesized. These catalysts can be modulated by Lewis acids such as $B(C_6F_5)_3$ and MAO, resulting in greatly enhanced catalytic performances. This is due to the tuning of Lewis acid to the electronic and steric hindrance effects of the catalysts. Moreover, this Lewis acid–base combination was used as an anchoring strategy for heterogeneous catalysis, leading to increased thermal stability, the formation of ultra-high molecular weight polyethylene (M_n up to 205.3×10^4 g mol⁻¹), and excellent morphology control. The immobilized nickel systems also promoted the copolymerization of ethylene with polar monomers, generating copolymer with high molecular weight and high activity.

Received 14th November 2023,
Accepted 2nd January 2024

DOI: 10.1039/d3py01266b

rsc.li/polymers

Introduction

The current global annual output of polyolefin is nearly 200 million tons. Polyolefin is widely used in every corner of life and has become one of the most important polymers in the history of materials.¹ Since the discovery of the Ziegler–Natta catalyst, the iteration of transition metal catalysts has become the main driving force to promote the development of the polyolefin industry.^{2–7}

In recent years, there has been considerable use of olefin–polar monomer coordination copolymerization.^{8,9} This route provides a direct and economical method to synthesize new functionalized polyolefin materials with improved and designable properties.^{10–14} Among olefin–polar monomer copolymerization catalysts, low-cost nickel-based catalysts are highly anticipated. Historically, hundreds of nickel catalysts bearing various substitutes have been synthesized and their performances investigated in olefin–polar monomer copolymerization.^{15–32} This trial-and-error research strategy leads to more complicated catalyst synthesis.

Alternatively, with a tunable catalyst strategy, the catalytic performance can be switched during olefin polymerization.^{33–35} Lewis acid modulation is an interesting method for tuning the performances of transition-metal

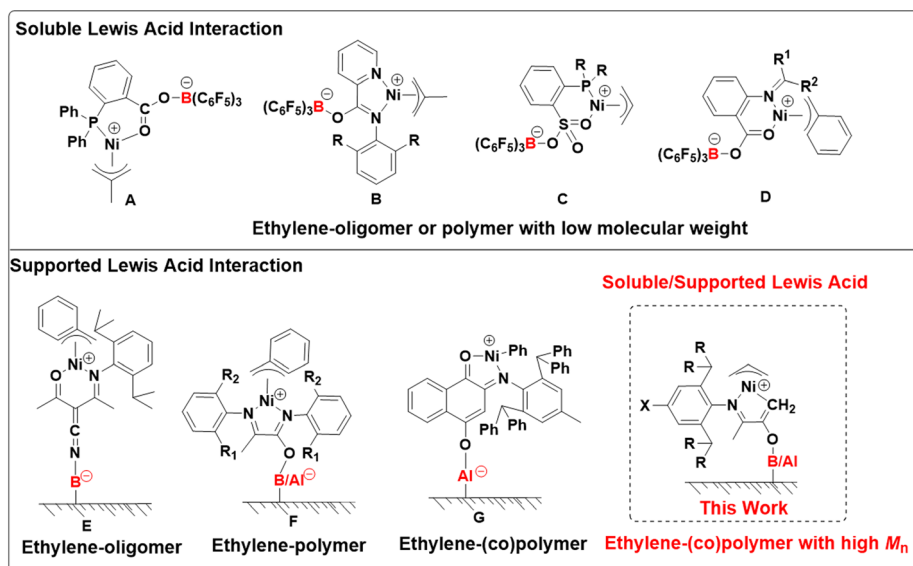
catalysts.^{36–38} The reactivity of nickel catalysts in olefin polymerization can be tuned by the addition of Lewis acids such as boranes and alumina. For instance, the Bazan, Lee, and Chen groups developed olefin polymerization catalysts based on [P, O]-, [N, N]-, and [N, O]-type nickel complexes (Scheme 1A–D).^{39–42} When $B(C_6F_5)_3$ (BCF) was added, zwitterionic nickel catalytic species were generated by the formation of coordination interactions between the borane acceptor and oxygen donor. Compared to corresponding neutral nickel complexes, these zwitterionic species exhibited higher activity in ethylene polymerization but generated low molecular weight products, which was ascribed to the enhanced electrophilicity. This strategy can also be used in heterogeneous catalytic nickel systems through the introduction of solid-modified Lewis acid.

Heterogeneous catalysts are predominantly for industrial polyolefin production because they offer many distinct advantages, such as controlling the morphology of the polymer and preventing reactor fouling.^{43–51} For instance, Rojas and Scott prepared heterogeneous [N, O]- and [N, N]-type nickel catalysts based on $B(C_6F_5)_3$ or Al-modified supports for ethylene polymerization to improve catalytic activity (Scheme 1E and F).^{52–54} Recently, Shiono and Cai *et al.* prepared heterogeneous nickel catalysts *via* the reaction of an anilinoanthraquinone ligand with methylaluminoxane-modified silica (MMAO/SiO₂). This system can mediate ethylene copolymerization with 5-hexene-1-yl acetate and allyl acetate and lead to satisfactory polymer morphology control (Scheme 1G).^{55,56}

As mentioned above, the Lewis acid-induced strategy is very practical in olefin polymerization. Developing unique nickel systems using this strategy for olefin (co)polymerization

Institute of Physical Science and Information Technology, Anhui University, Hefei, Anhui 230601, China. E-mail: misschen@ahu.edu.cn

† Electronic supplementary information (ESI) available. CCDC 2295534. For ESI and crystallographic data in CIF or other electronic format see DOI: <https://doi.org/10.1039/d3py01266b>



Scheme 1 (A–D) Soluble Lewis acid-induced nickel catalysts for ethylene homogeneous polymerization generating low molecular weight oligomer and polyethylene. (E–G) Supported Lewis acid-induced nickel catalysts for heterogeneous ethylene (co)polymerization. (H) This work, a combination of soluble and supported Lewis acid-induced nickel catalysts for ethylene (co)polymerization producing (co)polymer with high molecular weight.

demonstrates exciting opportunities and will attract wide application interests. Inspired by the pioneering work by Bazan *et al.*,⁵⁷ we designed and characterized a series of [N, O]-type nickel complexes bearing Lewis base response moieties (Scheme 1). With these nickel complexes, homogeneous and heterogeneous ethylene polymerization and copolymerization with polar monomers were studied by introducing soluble and supported B/Al Lewis acid, respectively. It is hypothesized that the introduction of Lewis acid units can significantly decrease the electron cloud density of the Ni center and increase the steric hindrance, thus leading to the simultaneous improvement of catalytic activity and molecular weight of the generated polyolefins.

Results and discussion

Ligands and catalyst synthesis

Ligands **L1**–**L2** were easily prepared in high yield from 2,3-butanedione and amine through a condensation reaction. Deprotonation of ligands with lithium diisopropylamide (LDA) in THF provides lithium salt after evaporating the solvent. Subsequent reaction of the salt with allylnickel chloride dimer in dichloromethane affords complexes **Ni1** and **Ni2** (Scheme 2), which were characterized by ¹H, ¹³C NMR, H–H COSY spectra, and single crystal diffraction. In examining **Ni2**, for example, the ¹H NMR spectrum shows the proton signals adjacent to benzene ring (–CHPh₂) at 5.9 and 5.6 ppm and terminal olefinic protons at 4.7 and 4.3 ppm. The values at 5.3, 3.1, 1.9, 1.6, and 0.9 ppm were attributed to the allyl group coordinated to the nickel metal center.

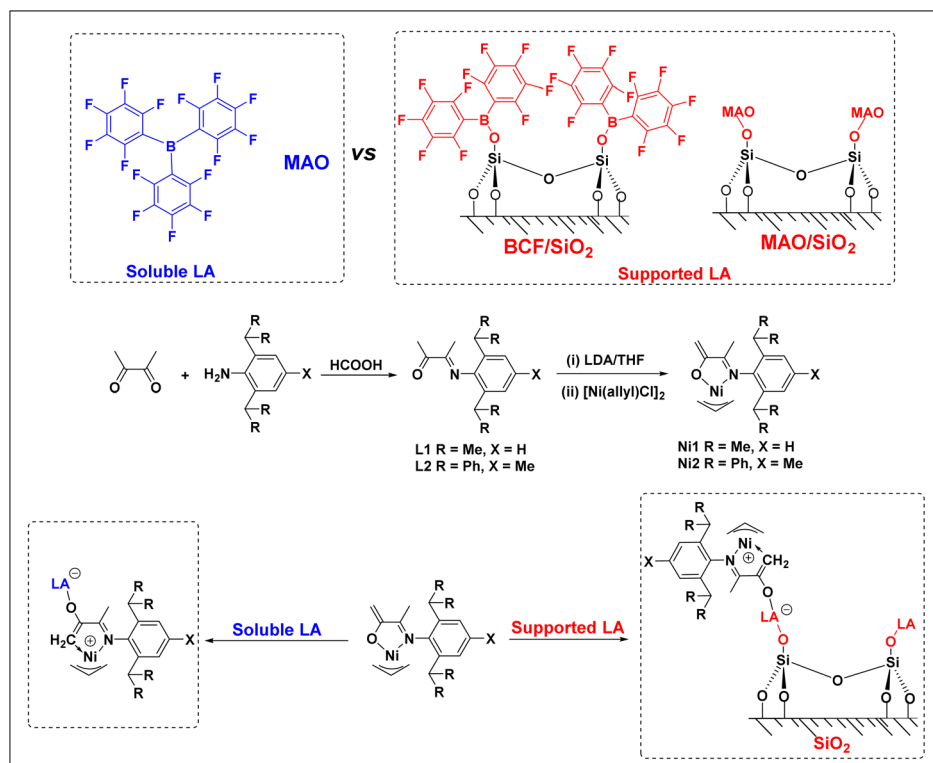
The H–H COSY spectrum also showed the correlation of corresponding protons. A single crystal of **Ni1** was obtained

from a solution of toluene and pentane, as shown in Fig. 1, and the length of the C=C bond adjacent to the oxygen atom was shorter than that of the C–C bond adjacent to the nitrogen atom (1.32 Å vs. 1.50 Å). To further investigate the truly catalytically active species, the coordination reaction of **Ni2** with 2 eq. of B(C₆F₅)₃ was conducted. The ¹H NMR, ¹⁹F NMR, and H–H COSY spectra indicated a successful Lewis acid-induced isomerization process to generate the **Ni2**-BCF complex (see the ESI†).

Homogeneous ethylene polymerization

For ethylene polymerization, we explored the catalytic performance of these two nickel catalysts at different temperatures (30 °C, 50 °C, and 80 °C). Nickel complexes **Ni1** and **Ni2** were not active without the addition of Lewis acid cocatalyst (Table 1, entries 1 and 2). Even after increasing the polymerization temperature to 80 °C or ethylene pressure to 20 atm, polyethylene generation using **Ni1** and **Ni2** remained elusive in our work. In contrast, after using the BCF cocatalyst, these two catalysts exhibited activity in ethylene polymerization. The strongest catalytic activity for **Ni1** was at 50 °C, with polymerization activity at 3.2 × 10⁵ g mol^{−1} h^{−1} (Table 1, entries 3–5). Catalyst **Ni2** bearing larger steric hindrance (Table 1, entries 6–8) also showed similar trends, with the highest catalytic activity of 6.4 × 10⁵ g mol^{−1} h^{−1} at 50 °C, (Table 1, entry 7).

Molecular weight (*M_n*) and molecular weight distribution (PDI) of the prepared polyethylene at different temperatures were tested by high-temperature gel permeation chromatography (GPC). The results showed that the molecular weight of polyethylene decreased with the increase in temperature for the same catalyst. This was ascribed to the increased chain transfer rate in the ethylene polymerization process when the



Scheme 2 Design of Lewis-acid-induced homogeneous and heterogeneous nickel complexes utilizing soluble and supported Lewis acids.

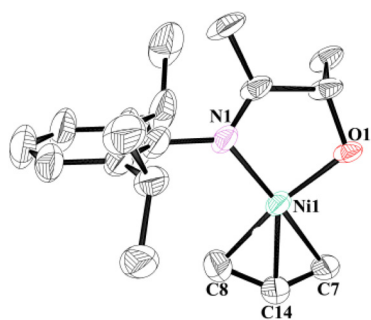


Fig. 1 The molecular structure of Ni1 (CCDC2295534†). Hydrogen atoms were omitted for clarity, and ellipsoids were set at 30% probability. Selected bond lengths (Å) and angles (°): Ni1–O1 1.893 (4), Ni1–N1 1.897 (5), Ni1–C7 2.007 (7), Ni1–C8 1.989 (8), Ni1–C14 1.998 (13); N1–Ni1–O1 85.2 (2), O1–Ni1–C7 99.5 (3), N1–Ni1–C8 101.2 (3), N1–Ni1–C8 101.2 (3), C7–Ni1–C8 74.2 (3).

temperature increased. For these two different catalysts, the molecular weight of polyethylene prepared by the Ni2 catalyst with the larger steric hindrance at 30 °C was as high as $130.8 \times 10^4 \text{ g mol}^{-1}$ (Table 1, entry 6), and thus, it would be classified as an ultra-high molecular weight polyethylene (UHMWP). At 50 °C and 80 °C, the molecular weights of polyethylene generated by catalyst Ni2 were $115.5 \times 10^4 \text{ g mol}^{-1}$ and $96.0 \times 10^4 \text{ g mol}^{-1}$, which were 6 times and 10 times higher than those of the polyethylene prepared by Ni1, respectively (Table 1, entries 7 and 8).

In addition, the branching density of polyethylene (the number of branches per 1000 carbon atoms in the polyethylene chain) can be adjusted by using different catalysts and polymerization temperatures. A lower branching density of the prepared polyethylene using Ni2 was observed, with the generation of additional linear polyethylene with a high melting point (T_m up to 130.9 °C). The steric hindrance of a catalyst has an important influence on the molecular weight and branching density of polyethylene due to the decreased β -H elimination rate for Ni2, with a larger steric hindrance.

Excluding the study of borane BCF, different Lewis acid cocatalysts such as methylaluminoxane (MAO) were also introduced to interact with the nickel complex in this system (Table 1, entries 9–11). Compared to BCF, Ni2 exhibited decreased activity in ethylene polymerization with cocatalyst MAO. Additionally, the generated polyethylene exhibited a lower molecular weight and melting point, and higher branching density (Table 1, entries 9–11 vs. 6–8). As such, the selection of different Lewis acids in this work was advantageous because they effectively modulated the topological structures of the produced polyethylene, which provided versatile catalytic performances for olefin polymerization.

DFT calculation

To further understand the structural differences and influence of Lewis acid modulation, density functional theory (DFT) calculations were carried out to study the electronic nature and steric effects of these catalysts. As depicted in Fig. 2, catalytic

Table 1 Lewis acid-induced ethylene homogeneous polymerization catalyzed by Ni1–Ni2^a

| Ent. | Cat. | Lewis acid | <i>T</i> (°C) | Yield ^b (g) | Act. ^b (10 ⁵) | <i>M</i> _n ^c (10 ⁴) | PDI ^c | <i>B</i> ^d | <i>T</i> _m ^e (°C) |
|-----------------|------|------------|---------------|------------------------|--------------------------------------|---|------------------|-----------------------|---|
| 1 | Ni1 | — | 30 | 0 | — | — | — | — | — |
| 2 | Ni2 | — | 30 | 0 | — | — | — | — | — |
| 3 ^f | Ni1 | BCF | 30 | 0.5 | 2.0 | 32.0 | 1.80 | 10 | 127.5 |
| 4 ^f | Ni1 | BCF | 50 | 0.8 | 3.2 | 18.9 | 1.56 | 13 | 122.6 |
| 5 ^f | Ni1 | BCF | 80 | 0.6 | 2.4 | 8.7 | 1.45 | 22 | 116.4 |
| 6 ^f | Ni2 | BCF | 30 | 1.2 | 4.8 | 130.8 | 2.36 | 6 | 130.9 |
| 7 ^f | Ni2 | BCF | 50 | 1.6 | 6.4 | 115.5 | 2.54 | 11 | 129.5 |
| 8 ^f | Ni2 | BCF | 80 | 1.3 | 5.2 | 96.0 | 1.88 | 13 | 125.9 |
| 9 ^g | Ni2 | MAO | 30 | 0.5 | 2.0 | 95.8 | 1.44 | 12 | 126.5 |
| 10 ^g | Ni2 | MAO | 50 | 0.9 | 3.6 | 75.4 | 1.43 | 20 | 120.3 |
| 11 ^g | Ni2 | MAO | 80 | 0.6 | 2.4 | 56.8 | 1.98 | 23 | 118.5 |

^a Polymerization conditions: Ni catalyst = 5 μmol in 2 mL CH₂Cl₂, heptane = 28 mL, ethylene = 8 atm, 0.5 h. ^b The yields and activities are an average of at least two repetitive cycles. The activity is in units of 10⁵ g mol⁻¹ h⁻¹. ^c Determined by gel permeation chromatography (GPC) in trichlorobenzene at 150 °C with polystyrene standards. The molecular weight is in units of 10⁴ g mol⁻¹. ^d Determined by ¹H NMR in C₂D₂Cl₄ at 120 °C. ^e Determined by differential scanning calorimetry (DSC, second heating). ^f 10 eq. of B(C₆F₅)₃ was added. ^g 100 eq. of MAO was added.

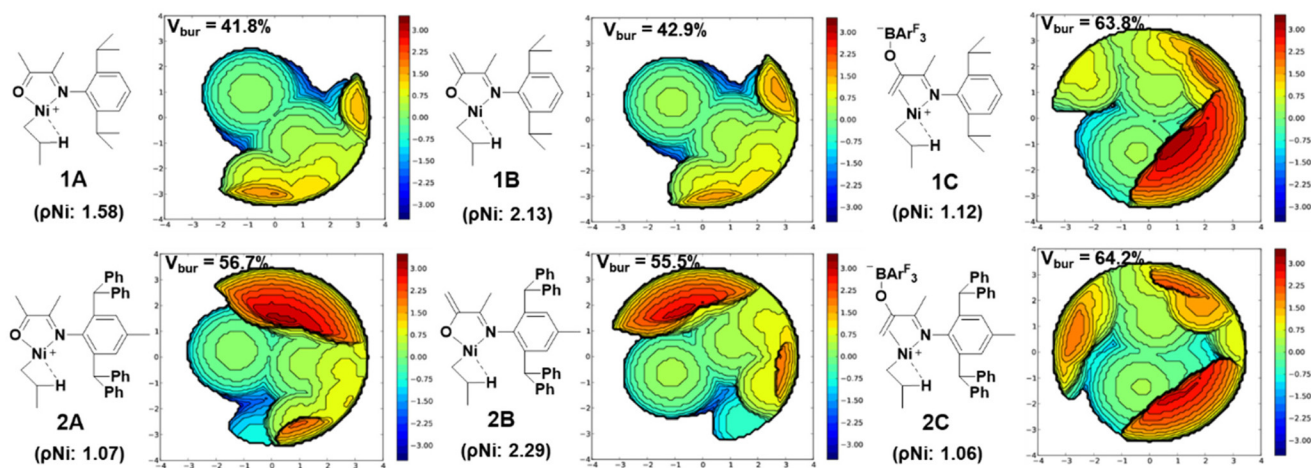


Fig. 2 DFT studies for nickel complex species 1A–1C and 2A–2C: the numbers in parentheses are frontier-orbital electron densities on the Ni centers; *V*_{bur} is the calculated topographic steric map around the nickel catalytic center.

species 1A–1C and 2A–2C were classified as three types, starting from the same α -ketone-imine ligand structure. 1A and 2A are previously reported cationic nickel catalytic species with the ability to mediate olefin polymerization with high activity.⁵⁸

The results of frontier-orbital electron densities (FED) on the Ni centers indicated that the electron cloud densities of the Ni centers of 1B and 2B were significantly higher than those of the other four Ni complex species. This may explain the near complete absence of catalytic activity for these two complexes, because a Ni center with a high electron cloud density may be not beneficial for the coordination and electrophilic activation of monomer. Moreover, steric maps were generated using the SambVca 2.1 A tool, which provides the quantified steric hindrance around the catalytic species. It was indicated that the use of BCF modulation resulted in significantly increased steric hindrance (*V*_{bur} value: 1C > 1B \approx 1A; 2C > 2B \approx 2A). For 1C and 2C, this may lead to the simultaneous inhibition of ethylene coordination and chain transfer, resulting

in lower catalytic activities and higher polymer molecular weights compared with 1A and 2A, respectively.

Supported Lewis acid-induced heterogeneous ethylene polymerization

Extensive academic research efforts have focused on homogeneous nickel catalysts for olefin polymerization.^{15–18,37} However, heterogeneous catalysts have been dominating industrial polyolefin production because they offer many distinct advantages, such as controlling the polymer morphology and preventing reactor fouling.^{43–51} From this perspective, heterogenization of soluble catalysts on solid supports represents an attractive strategy to bridge these two fields. The Lewis acid-induced heterogeneous strategy using a Lewis acid-modified support provides an efficient approach for this field.

Supported Lewis acids (BCF/SiO₂ or MAO/SiO₂) in this work were prepared through BCF- and MAO-modified SiO₂. The supported catalysts were accessed by mixing nickel complex with Lewis acid-modified SiO₂ in toluene, stirring for 3 h, and then

washing the solid precipitate with toluene. The maximum catalyst-supporting capacity was approximately 5 $\mu\text{mol Ni1/Ni2}$ per 100 mg of SiO_2 . In the solid-state¹⁹F MAS NMR spectrum, the chemical shifts of peaks (−135, −155, and −166 ppm) were characteristic of **BCF/SiO₂**, and newly generated peaks (−123, −142, and −158 ppm) were assigned to **Ni2-BCF/SiO₂**. This indicated that **Ni2** was successfully immobilized on $-\text{SiOB}(\text{C}_6\text{F}_5)_2$ by binding to the carbonyl group of the ligand (see the ESI†).

Compared with the homogeneous system, catalytic activity of the heterogeneous catalyst **Ni2-BCF/SiO₂** was significantly increased at 30 °C, 50 °C, and 80 °C (Table 2, entries 1–3 vs. Table 1, entries 6–8, Fig. 3a and b). Excellent catalytic performance was observed for **Ni2-BCF/SiO₂**, with an increase in

activity up to $1.28 \times 10^6 \text{ g mol}^{-1} \text{ h}^{-1}$ (Table 2, entry 2). The prepared polyethylene was UHMWPE with an increased molecular weight of $205.3 \times 10^4 \text{ g mol}^{-1}$ and $183.8 \times 10^4 \text{ g mol}^{-1}$, and a lower branch density and higher T_m at 30 °C and 50 °C, respectively (Table 2, entries 1 and 2). At the elevated temperature of 80 °C, the heterogeneous catalyst **Ni2-BCF/SiO₂** continued to produce polyethylene with a high molecular weight of $120.8 \times 10^4 \text{ g mol}^{-1}$ (Table 2, entry 3), which enabled a great advantage for the industrial application of UHMWPE preparation.

Similarly, the **Ni2-MAO/SiO₂** system exhibited increased activity for ethylene polymerization compared to the homogeneous system, producing polyethylene with higher molecular weight and lower branching density (Table 2, entries 4–6 vs.

Table 2 Supported Lewis acid-induced heterogeneous ethylene polymerization catalyzed by **Ni2**^a

| Ent. | Cat. | Supported Lewis acid | T (°C) | Yield ^b (g) | Act. ^b (10^5) | M_n^c (10^4) | PDI ^c | B^d | T_m^e (°C) |
|------|------------|----------------------------|----------|------------------------|------------------------------|--------------------|------------------|-------|--------------|
| 1 | Ni2 | BCF/SiO₂ | 30 | 1.9 | 7.6 | 205.3 | 1.75 | 3 | 134.0 |
| 2 | Ni2 | BCF/SiO₂ | 50 | 3.2 | 12.8 | 183.8 | 2.28 | 4 | 131.9 |
| 3 | Ni2 | BCF/SiO₂ | 80 | 2.1 | 8.4 | 120.8 | 2.21 | 11 | 129.2 |
| 4 | Ni2 | MAO/SiO₂ | 30 | 1.0 | 4.0 | 132.5 | 2.37 | 6 | 130.1 |
| 5 | Ni2 | MAO/SiO₂ | 50 | 1.2 | 4.8 | 121.8 | 1.51 | 14 | 127.5 |
| 6 | Ni2 | MAO/SiO₂ | 80 | 0.7 | 2.8 | 85.5 | 1.64 | 15 | 123.7 |

^a Polymerization conditions: Ni catalyst = 5 μmol , heptane = 30 mL, ethylene = 8 atm, 0.5 h. ^b The yields and activities are an average of at least two repetitive cycles. The activity is in units of $10^5 \text{ g mol}^{-1} \text{ h}^{-1}$. ^c Determined by gel permeation chromatography (GPC) in trichlorobenzene at 150 °C with polystyrene standards. The molecular weight is in units of 10^4 g mol^{-1} . ^d Determined by ¹H NMR in $\text{C}_2\text{D}_2\text{Cl}_4$ at 120 °C. ^e Determined by differential scanning calorimetry (DSC, second heating).

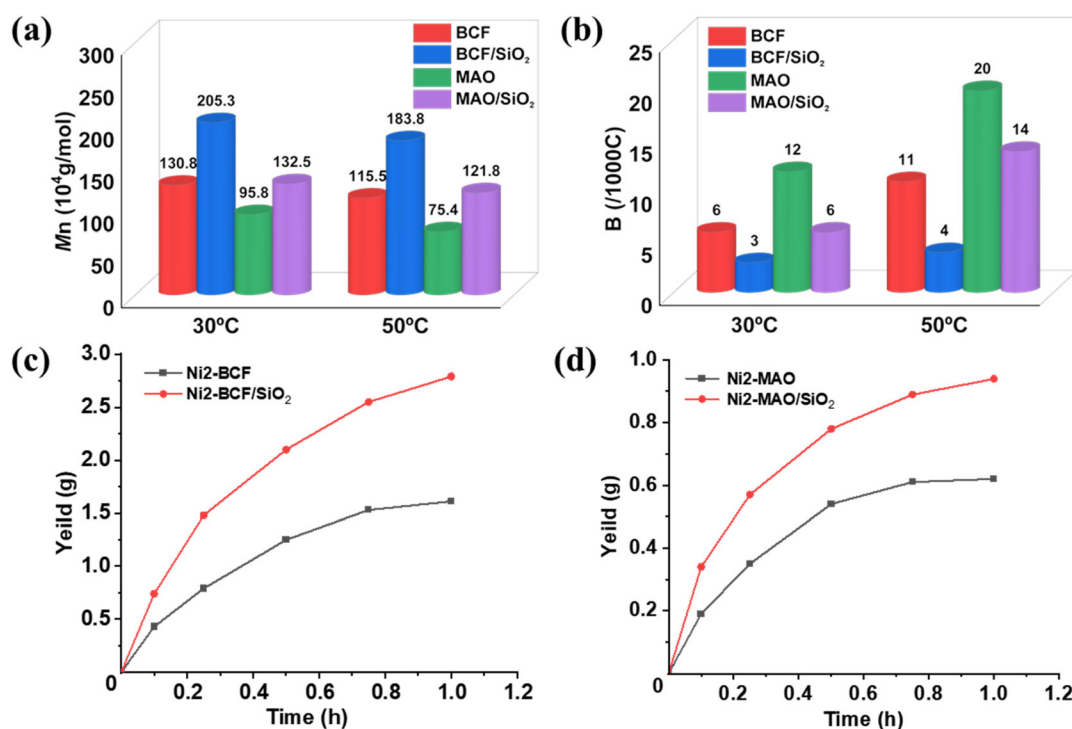


Fig. 3 Comparisons of the homogeneous and heterogeneous ethylene polymerization systems using **Ni2**: (a) molecular weight comparisons of generated polyethylene at 30 °C and 50 °C; (b) branching degree comparisons of generated polyethylene at 30 °C and 50 °C; (c and d) time-dependent studies (polymer yields vs. polymerization time) at 80 °C.

Table 1, entries 9–11; Fig. 3a and b). To investigate the thermal stability of homogeneous and heterogeneous systems, time-dependent studies at 80 °C were performed. As depicted in Fig. 3, the heterogeneous catalysts **Ni2-BCF/SiO₂** and **Ni2-MAO/SiO₂** continued their ethylene polymerization activity within 60 minutes, while the homogeneous **Ni2** catalyst lost nearly all activity within 30 minutes (Fig. 3c and d). The striking behavior difference between the homogeneous and heterogeneous nickel systems can be explained by the increased steric environment around the nickel center through the heterogenization step, which inhibited the chain transfer rate during the polymerization process.

Excluding the study of catalytic performance by nickel catalysts, polymer morphology control is also important for industrial polymerization procedures. Heterogeneous catalysts usually demonstrate distinct advantages compared with homogeneous systems. In our work, the homogeneous catalyst produced sticky polyethylene on the polymerization reactor (Fig. 4a and c). In contrast, the corresponding heterogeneous nickel complex generated free-flowing polyethylene with excellent morphology control at 50 °C (Fig. 4b and d), and no reactor fouling due to the leaching of catalyst into solution. This advantage offers the possibility to conduct a continuous polymerization process for industrial applications.

Tensile strength analysis was performed for the prepared polyethylene samples. As Fig. 4e shows, the generated polyethylene possesses enhanced mechanical properties utilizing the **Ni2-BCF/SiO₂** supported catalyst compared to its homogeneous counterpart (Fig. 4e, tensile strength 36.6 vs. 18.9 MPa; elongation at break 542% vs. 415%). A similar trend was

also observed for the supported **Ni2-MAO/SiO₂** and homogeneous systems (Fig. 4f, tensile strength 26.1 vs. 14.0 MPa; elongation at break 553% vs. 407%). It should be noted that the mechanical properties of the polyethylene produced by the heterogenization system may be the result of the combined performance of polyethylene with the left SiO₂ support.

Ethylene-polar monomer copolymerization with Lewis acid-induced homogeneous and supported nickel catalysts

As the largest class of thermoplastic polymers, polyolefin materials have wide applications and a huge annual production. The introduction of even a small amount of polar functional groups into polyolefins could result in great control over important material properties. As the most direct and economic strategy, the coordination–insertion copolymerization of olefin with polar-functionalized monomers can enable molecular level control of the copolymer microstructures, which is one of the greatest challenges in this field. Thus, the copolymerization of ethylene and polar monomers (methyl 10-undecenoate and 6-chlorohex-1-ene) was investigated at 50 °C in this work.

For the homogeneous system with BCF or MAO as the cocatalyst, **Ni2** was active in the copolymerization of ethylene with methyl 10-undecenoate, generating copolymer with moderated molecular weight and comonomer incorporation ratio (Table 3, entries 1 and 3, respectively). In contrast, there was higher activity of the heterogeneous **Ni2-BCF/SiO₂** and **Ni2-MAO/SiO₂** systems as compared to the soluble system, and copolymer was generated with higher molecular weight, up to

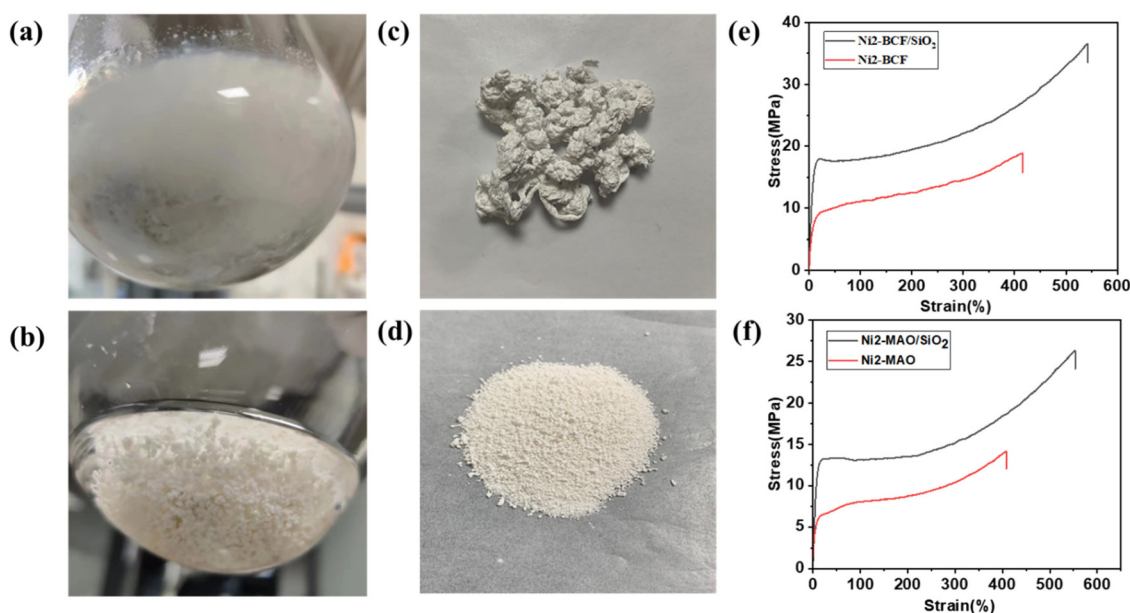
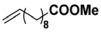
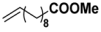
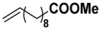
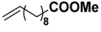
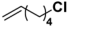
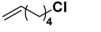
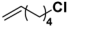
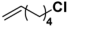


Fig. 4 (a) Polyethylene sample prepared from **Ni2-BCF** at 50 °C in solution. (b) Polyethylene sample prepared from **Ni2-BCF/SiO₂** at 50 °C in solution. (c) Polyethylene sample accessed from **Ni2-BCF** at 50 °C after drying. (d) Polyethylene sample prepared from **Ni2-BCF/SiO₂** at 50 °C after drying. (e) Stress–strain curves of polyethylene samples obtained using **Ni2-BCF** and **Ni2-BCF/SiO₂** at 50 °C. (f) Stress–strain curves of polyethylene samples obtained using **Ni2-MAO** and **Ni2-MAO/SiO₂** at 50 °C.

Table 3 Ethylene-polar monomer copolymerization with Lewis acid-induced Ni2 systems^a

| Ent. | Cat. | Lewis acid | Co-monomer | Yield ^b (g) | Act. ^b (10 ⁴) | M _n ^c (10 ⁴) | PDI ^c | X _M ^d (%) | T _m ^e (°C) |
|------|------|----------------------|---|------------------------|--------------------------------------|--|------------------|---------------------------------|----------------------------------|
| 1 | Ni2 | BCF |  | 0.2 | 2.0 | 11.6 | 1.87 | 0.6 | 118.0 |
| 2 | Ni2 | BCF/SiO ₂ |  | 0.5 | 5.0 | 22.8 | 2.06 | 0.2 | 123.5 |
| 3 | Ni2 | MAO |  | 0.1 | 1.0 | 6.4 | 2.17 | 0.5 | 116.7 |
| 4 | Ni2 | MAO/SiO ₂ |  | 0.4 | 4.0 | 14.1 | 1.96 | 0.3 | 118.2 |
| 5 | Ni2 | BCF |  | 0.5 | 5.0 | 14.7 | 2.95 | 0.5 | 122.1 |
| 6 | Ni2 | BCF/SiO ₂ |  | 0.8 | 8.0 | 29.5 | 1.70 | 0.3 | 126.0 |
| 7 | Ni2 | MAO |  | 0.4 | 4.0 | 6.9 | 2.20 | 0.4 | 121.1 |
| 8 | Ni2 | MAO/SiO ₂ |  | 0.6 | 6.0 | 18.9 | 1.56 | 0.2 | 124.0 |

^a Polymerization conditions: catalyst = 10 μmol, 50 °C, total volume of heptane and polar monomer (0.5 M L⁻¹) = 18 mL, time = 1 h, 8.0 atm of ethylene. Lewis acid = 10 eq. of B(C₆F₅)₃ or 100 eq. of MAO. ^b The activity is in units of 10⁴ g mol⁻¹ h⁻¹. ^c Determined by gel permeation chromatography (GPC) in trichlorobenzene at 150 °C with polystyrene standards. The molecular weight is in units of 10⁴ g mol⁻¹. ^d Calculated by ¹H NMR spectroscopy. ^e Determined by differential scanning calorimetry (DSC, second heating).

22.8 × 10⁴ g mol⁻¹ and 14.1 × 10⁴ g mol⁻¹, respectively (Table 3, entries 2 and 4, respectively).

A similar trend was observed for the copolymerization of ethylene with 6-chlorohex-1-ene (Table 3, entries 5–8), affording copolymer with high molecular weight (29.5 × 10⁴ g mol⁻¹). The copolymers showed a slightly decreased comonomer incorporation ratio produced by the heterogenization system, which may be ascribed to the increased steric hindrance around the nickel catalytic center through the heterogenization process, which subsequently decreased the likelihood for the occurrence of polar monomer insertion (Table 3, entries 2, 4, 6, and 8). The heterogeneous strategy in this work provides a general method for additional Lewis acid-induced catalytic systems in the olefin copolymerization process.

Conclusions

We designed and characterized [N, O] nickel catalysts with different amounts of steric hindrance. These complexes mediated binding to Lewis acids such as B(C₆F₅)₃ and MAO. The catalytic behaviors of nickel catalysts in homogeneous ethylene polymerization can be tuned by the addition of Lewis acids. To extend soluble Lewis acids to their supported counterparts, heterogeneous ethylene polymerization systems (Ni2-BCF/SiO₂ and Ni2-MAO/SiO₂) were designed and investigated. Compared to its homogeneous counterparts, the immobilized nickel catalyst behaved with high activity and thermal stability during ethylene polymerization, and was able to produce UHMWPE with excellent morphology control (molecular weight up to 205.3 × 10⁴ g mol⁻¹). Moreover, these immobilized nickel systems also promoted the copolymerization of ethylene with polar monomers, generating copolymer with high molecular weight and high activity. The ease of the Lewis acid-induced olefin (co)polymerization in this work demonstrates exciting opportunities for the synthesis of high-performance polyolefin materials and may inspire additional applications in other metal catalysis fields.

Author contributions

Min Chen conceived the idea and designed the experiments. Wanlu Tian conducted the experiments and analysed the data. Chen Tan performed the DFT calculations. Min Chen and Chao Li wrote the manuscript together. Min Chen, Chao Li, and Chen Tan acquired the financial funding support for this project.

Conflicts of interest

There are no conflicts to declare.

Acknowledgements

This work was supported by the National Natural Science Foundation of China (NSFC, 21971230, U19B6001, 52373002, 22201003), Natural Science Foundation of Anhui Province (2308085Y35, 2023AH030002), and Hefei Natural Science Foundation (202304). We also thank the Anhui Province Key Laboratory of Environment-friendly Polymer Materials, Excellent Research and Innovation Team Project of Anhui Province (2022AH010001). We are also grateful for the mentorship and strong support from Professor Changle Chen (USTC).

References

- 1 M. Stürzel, S. Mihan and R. Mülhaupt, *Chem. Rev.*, 2016, **116**, 1398–1433.
- 2 C. Tan and C. L. Chen, *Angew. Chem., Int. Ed.*, 2019, **58**, 7192–7200.
- 3 C. L. Chen, *Nat. Rev. Chem.*, 2018, **2**, 6–14.
- 4 H. B. Wang, Y. Yang, M. Nishiura, Y. Higaki, A. Takahara and Z. Hou, *J. Am. Chem. Soc.*, 2019, **141**, 3249–3257.
- 5 Y. Jiang, Z. Zhang, S. H. Li and D. M. Cui, *Angew. Chem., Int. Ed.*, 2022, **61**, e202112966.
- 6 Y. Wu, T. H. Nan, X. L. Ji, B. Liu and D. M. Cui, *Angew. Chem., Int. Ed.*, 2022, **61**, e202205894.

- 7 Y. X. Zhang, Y. X. Zhang, X. Q. Hu, C. Q. Wang and Z. B. Jian, *ACS Catal.*, 2022, **12**, 14304–14320.
- 8 L. K. Johnson, C. M. Killian and M. Brookhart, *J. Am. Chem. Soc.*, 1995, **117**, 6414–6415.
- 9 L. K. Johnson, S. Mecking and M. Brookhart, *J. Am. Chem. Soc.*, 1996, **118**, 267–268.
- 10 C. Tan, C. Zou and C. L. Chen, *Macromolecules*, 2022, **55**, 1910–1922.
- 11 G. L. Zhou, L. Cui, H. L. Mu and Z. B. Jian, *Polym. Chem.*, 2021, **12**, 3878–3892.
- 12 T. T. Wang, C. J. Wu, X. L. Ji and D. M. Cui, *Angew. Chem., Int. Ed.*, 2021, **60**, 25735–25740.
- 13 H. B. Wang, Y. Yang, M. Nishiura, Y. Higaki, A. Takahara and Z. M. Hou, *J. Am. Chem. Soc.*, 2019, **141**, 3249–3257.
- 14 H. B. Wang, Y. A. Zhao, M. Nishiura, Y. Yang, G. Luo, Y. Luo and Z. M. Hou, *J. Am. Chem. Soc.*, 2019, **141**, 12624–12633.
- 15 H. L. Mu, L. Pan, D. P. Song and Y. S. Li, *Chem. Rev.*, 2015, **115**, 12091–12137.
- 16 H. L. Mu, G. L. Zhou, X. Q. Hu and Z. B. Jian, *Coord. Chem. Rev.*, 2021, **435**, 213802.
- 17 Z. Chen and M. Brookhart, *Acc. Chem. Res.*, 2018, **51**, 1831–1839.
- 18 C. Tan, M. Chen and C. L. Chen, *Trends Chem.*, 2023, **5**, 147–159.
- 19 J. L. Rhinehart, L. A. Brown and B. K. Long, *J. Am. Chem. Soc.*, 2013, **135**, 16316–16319.
- 20 H. Zhang, C. Zou, H. P. Zhao, Z. G. Cai and C. L. Chen, *Angew. Chem., Int. Ed.*, 2021, **60**, 17446–17451.
- 21 G. W. K. Moore, S. E. L. Howell, M. Brady and X. Xu, *Nat. Commun.*, 2021, **12**, 1.
- 22 F. Lin and S. Mecking, *Angew. Chem., Int. Ed.*, 2022, **61**, e202203923.
- 23 B. S. Xin, N. Sato, A. Tanna, Y. Oishi, Y. Konishi and F. Shimizu, *J. Am. Chem. Soc.*, 2017, **139**, 3611–3614.
- 24 C. Tan, C. Zou and C. L. Chen, *J. Am. Chem. Soc.*, 2022, **144**, 2245–2254.
- 25 T. Vaidya, K. Klimovica, A. M. LaPointe, I. Keresztes, E. B. Lobkovsky, O. Daugulis and G. W. Coates, *J. Am. Chem. Soc.*, 2014, **136**, 7213–7216.
- 26 Z. Chen, M. D. Leatherman, O. Daugulis and M. Brookhart, *J. Am. Chem. Soc.*, 2017, **139**, 16013–16022.
- 27 D. Meinhard, M. Wegner, G. Kipiani, A. Hearley, P. Reuter, S. Fischer, O. Marti and B. Rieger, *J. Am. Chem. Soc.*, 2007, **129**, 9182–9191.
- 28 W. B. Du, H. D. Zheng, Y. W. Li, C. S. Cheung, D. H. Li, H. Gao, H. Y. Deng and H. Y. Gao, *Macromolecules*, 2022, **55**, 3096–3105.
- 29 Y. P. Zhang, H. L. Mu, L. Pan, L. X. Wang and Y. S. Li, *ACS Catal.*, 2018, **8**, 5963–5976.
- 30 M. Baur, F. Lin, T. O. Morgen, L. Odenwald and S. Mecking, *Science*, 2021, **374**, 604–607.
- 31 S. Xiong, M. M. Shoshani, X. Zhang, H. A. Spinney, A. J. Nett, B. S. Henderson, T. F. Miller and T. Agapie, *J. Am. Chem. Soc.*, 2021, **143**, 6516–6527.
- 32 X. L. Wang, Y. P. Zhang, F. Wang, L. Pan, B. Wang and Y. S. Li, *ACS Catal.*, 2021, **11**, 2902–2911.
- 33 C. L. Chen, *ACS Catal.*, 2018, **8**, 5506–5514.
- 34 J. S. Yang, X. Q. Hu and Z. B. Jian, *Chin. J. Chem.*, 2022, **40**, 2919–2926.
- 35 M. Chen, B. P. Yang and C. L. Chen, *Angew. Chem., Int. Ed.*, 2015, **54**, 15520–15524.
- 36 A. Maity and T. S. Teets, *Chem. Rev.*, 2016, **116**, 8873–8911.
- 37 T. V. Tran and L. H. Do, *Eur. Polym. J.*, 2021, **142**, 110100.
- 38 M. A. Escobar, T. O. Srofymchuk, B. E. Rodriguez, C. Lopez-Lira, R. Tapia, C. Daniliuc, H. Berke, F. M. Nachtigall, L. S. Santos and R. S. Rojas, *ACS Catal.*, 2015, **5**, 7338–7342.
- 39 Z. J. A. Komon, X. Bu and G. C. Bazan, *J. Am. Chem. Soc.*, 2000, **122**, 12379–12380.
- 40 B. M. Boardman and G. C. Bazan, *Acc. Chem. Res.*, 2009, **42**, 1597–1606.
- 41 B. Y. Lee, X. H. Bu and G. C. Bazan, *Organometallics*, 2001, **20**, 5425–5431.
- 42 M. Chen, W. P. Zou, Z. G. Cai and C. L. Chen, *Polym. Chem.*, 2015, **6**, 2669–2676.
- 43 C. Zou, C. Tan and C. L. Chen, *Acc. Mater. Res.*, 2023, **4**, 496–506.
- 44 J. D. Pelletier and J. M. Basset, *Acc. Chem. Res.*, 2016, **49**, 664–677.
- 45 R. J. Witzke, A. Chapovetsky, M. P. Conley, D. M. Kaphan and M. Delferro, *ACS Catal.*, 2020, **10**, 11822–11840.
- 46 J. R. Severn, J. C. Chadwick, R. Duchateau and N. Friederichs, *Chem. Rev.*, 2005, **105**, 4073–4147.
- 47 J. Li, Y. Wang, W. Cai, G. Yang, Q. H. Tian, Y. S. Huang, D. Peng, C. Zou and C. Tan, *Macromolecules*, 2023, **56**, 3015–3023.
- 48 M. M. Stalzer, M. Delferro and T. J. Marks, *Catal. Lett.*, 2015, **145**, 3–14.
- 49 M. H. Ji, G. F. Si, Y. Pan, C. Tan and M. Chen, *J. Catal.*, 2022, **415**, 51–57.
- 50 C. Zou, Q. Wang, G. F. Si and C. L. Chen, *Nat. Commun.*, 2023, **14**, 1442.
- 51 D. Peng, M. H. Xu, C. Tan and C. L. Chen, *Macromolecules*, 2023, **56**, 2388–2396.
- 52 S. A. Correa, C. G. Daniliuc, H. S. Stark and R. S. Rojas, *Organometallics*, 2019, **38**, 3327–3337.
- 53 Y. J. Wanglee, J. Hu, R. E. White, M. Y. Lee, S. M. Stewart, P. Perrotin and S. L. Scott, *J. Am. Chem. Soc.*, 2012, **134**, 355–366.
- 54 S. L. Scott, B. C. Peoples, C. Yung, R. S. Rojas, V. Khanna, H. Sano, T. Suzuki and F. Shimizu, *Chem. Commun.*, 2008, **35**, 4186–4188.
- 55 X. Fu, L. J. Zhang, R. Tanaka, T. Shiono and Z. G. Cai, *Macromolecules*, 2017, **50**, 9216–9221.
- 56 H. Zhang, Z. Y. Zhang, Z. G. Cai, M. Y. Li and Z. Liu, *ACS Catal.*, 2022, **12**, 9646–9654.
- 57 Y. F. Chen, B. M. Boardman, G. Wu and G. C. Bazan, *J. Organomet. Chem.*, 2007, **692**, 4745–4749.
- 58 T. Liang, S. B. Goudari and C. L. Chen, *Nat. Commun.*, 2020, **11**, 372.