


 Cite this: *RSC Adv.*, 2020, **10**, 35658

# Synthesis and biological activities of novel trifluoromethylpyridine amide derivatives containing sulfur moieties†

 S. X. Guo,‡ F. He,‡ A. L. Dai, R. F. Zhang, S. H. Chen and J. Wu \*

A series of trifluoromethylpyridine amide derivatives containing sulfur moieties (thioether, sulfone and sulfoxide) was designed and synthesized. Their antibacterial activities against *Xanthomonas oryzae* pv. *oryzae* (*Xoo*), *Ralstonia solanacearum* (*R. solanacearum*) and insecticidal activities against *P. xylostella* were evaluated. Notably, the half-maximal effective concentration ( $EC_{50}$ ) value of sulfone-containing compound **F10** is  $83 \text{ mg L}^{-1}$  against *Xoo*, which is better than that of commercial thiodiazole copper ( $97 \text{ mg L}^{-1}$ ) and bismethiazol ( $112 \text{ mg L}^{-1}$ ). Thioether-containing compounds **E1**, **E3**, **E5**, **E6**, **E10**, **E11** and **E13** showed much higher activities against *R. solanacearum* with the  $EC_{50}$  value from 40 to  $78 \text{ mg L}^{-1}$ , which are much lower than that of thiodiazole copper ( $87 \text{ mg L}^{-1}$ ) and bismethiazol ( $124 \text{ mg L}^{-1}$ ). Generally, most of the sulfone-containing compounds and sulfoxide-containing compounds showed higher activities against *Xoo* than that of the corresponding thioether-containing compound, but most of the thioether-containing compounds contributed higher antibacterial activities against *R. solanacearum*. Furthermore, title compounds **E3**, **E11**, **E24** and **G2** showed good insecticidal activities of 75%, 70%, 70% and 75%, respectively.

 Received 25th August 2020  
 Accepted 17th September 2020

DOI: 10.1039/d0ra07301f

[rsc.li/rsc-advances](http://rsc.li/rsc-advances)

## 1 Introduction

Crop diseases caused by bacteria, fungi, viruses, nematodes and oomycetes have posed a huge challenge for crop production, so that it is hard to provide sufficient food for the growing population.<sup>1,2</sup> Particularly, rice bacterial leaf blight caused by *Xanthomonas oryzae* pv. *oryzae* (*Xoo*) can reduce rice yields by 80%.<sup>3,4</sup> Tobacco bacterial wilt caused by *Ralstonia solanacearum* (*R. solanacearum*), is another devastating disease.<sup>5</sup> Pesticides play a crucial role in controlling crop diseases for agricultural cultivating systems, rapidly increasing the crop yields and food production.<sup>1,6</sup> However, along with the resistance and cross resistance, the efficiencies of many pesticides have gradually reduced. Currently, because of the potential environmental, ecological and health risks, some pesticides have been gradually banned and withdrawn from the market. For example, bismethiazol, used as a bactericide against rice bacterial blight, was banned by the Ministration of Agriculture, P. R. China due to its harmful effects towards some creatures.

Consequently, the development of eco-friendly pesticides with novel action modes is urgently needed.

Sulfur element is a crucial part of proteins and amino acids. It can be found in many secondary metabolites in living organisms, and exits also in many bio-active compounds (Fig. 1) with broaden biological activities,<sup>7–14</sup> especially using for anti-cancer,<sup>15–18</sup> anti-HIV,<sup>19,20</sup> and treating acid-related disorder,<sup>21</sup> and also using for the inhibitors of topoisomerase 1,<sup>22</sup> anhydase II,<sup>23</sup> mutated B-Raf,<sup>24,25</sup> cyclooxygenase-2.<sup>26,27</sup> Particularly, compounds containing thioether, sulfone or sulfoxide moieties could exhibit significantly anti-bacterial,<sup>28–32</sup> anti-fungal,<sup>33,34</sup> herbicidal<sup>35</sup> and insecticidal<sup>36,37</sup> activities for crop protection. Thus, sulfur-containing molecules show promising properties for drug design and medicinal chemistry.<sup>38–40</sup>

State Key Laboratory Breeding Base of Green Pesticide and Agricultural Bioengineering, Key Laboratory of Green Pesticide and Agricultural Bioengineering, Ministry of Education, Research and Development Center for Fine Chemicals, Guizhou University, Huaxi District, Guiyang 550025, P. R. China. E-mail: wujian2691@126.com; jwu6@gzu.edu.cn

† Electronic supplementary information (ESI) available: The copies of <sup>1</sup>H NMR, <sup>19</sup>F NMR, <sup>13</sup>C NMR and HR-MS spectrograms for all the synthesized compounds. See DOI: 10.1039/d0ra07301f

‡ Co-first author for the manuscript.

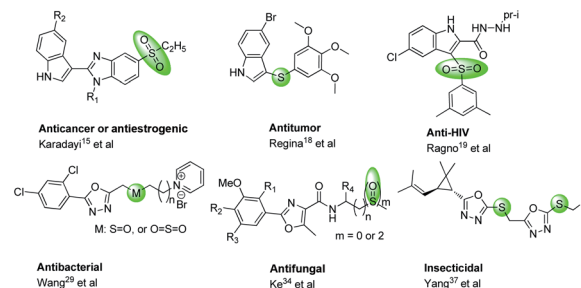


Fig. 1 Some bio-active molecules containing thioether, sulfoxide or sulfone.



Over decades, trifluoromethylpyridine ring, a special fluorinated nitrogen heterocycle, has been a hot spot for the creation of novel pesticides.<sup>41–43</sup> For the period 2000–2017, among a total 166 ISO common name proposals, 10 (6%) contain a trifluoromethylpyridine, including 3 fungicides, 2 herbicides and 5 insecticides.<sup>43</sup> Our previous works<sup>44–46</sup> also revealed that some compounds containing trifluoromethyl pyridine showed excellent anti-virus, anti-bacterial and insecticidal activities.

Consequently, considering the concepts mentioned above, this work focused on the synthesis of trifluoromethylpyridine amide derivatives containing the thioether, sulfoxide or sulfone substructure, and their biological evaluation. Their primary structure–activity relationship for these novel trifluoromethylpyridine amide derivatives was also discussed.

## 2 Results and discussion

### 2.1 Design

The commercial fungicides such as fluopicolide and fluopyram (Fig. 2) are typical trifluoromethylpyridine derivatives.<sup>43</sup> Our previous work has revealed that trifluoromethyl pyridinamide derivatives containing a structure of “–S=N–CN” showed significantly bactericidal activities.<sup>46</sup> Wang and co-workers<sup>29</sup> has reported that some novel sulfur contained compounds can be used as potential antibacterial agents.<sup>29</sup> Thus as shown in Fig. 2, this work sought to modify the previous structure through changing the “–S=N–CN” to “–S–”, “–SO<sub>2</sub>–” or “–SO–” to obtain a series of novel thioether-containing compounds **E1–E26**. Then, the chemoselectivities of sulfone-containing compounds **F1–F10** and sulfoxide-containing compounds **G1–G16**, were obtained by the oxidation of compounds **E1–E26** in different conditions (Scheme 1). Their antibacterial activities against *Xoo* and *R. solanacearum*, and insecticidal activities against *P. xylostella* were evaluated. Desirably, some synthesized compounds could show higher antibacterial activities than that of commercialized thiodiazole copper and bismethiazol. It's the first time that trifluoromethylpyridine amide derivatives containing the sulfur moiety were designed and synthesized for anti-bacterial and insecticidal applications.

### 2.2 Chemistry

According to the reported methods,<sup>29,47,48</sup> the title compounds **E1–E26**, **F1–F10** and **G1–G16** could be easily obtained as shown in Scheme 1. The thioether-containing compounds **E1–E26** were

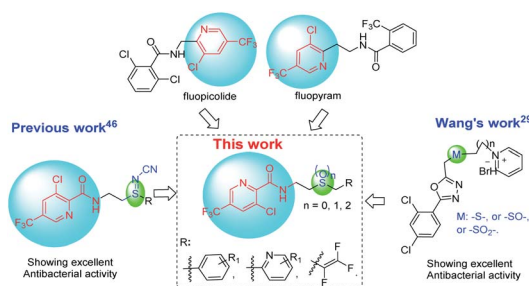
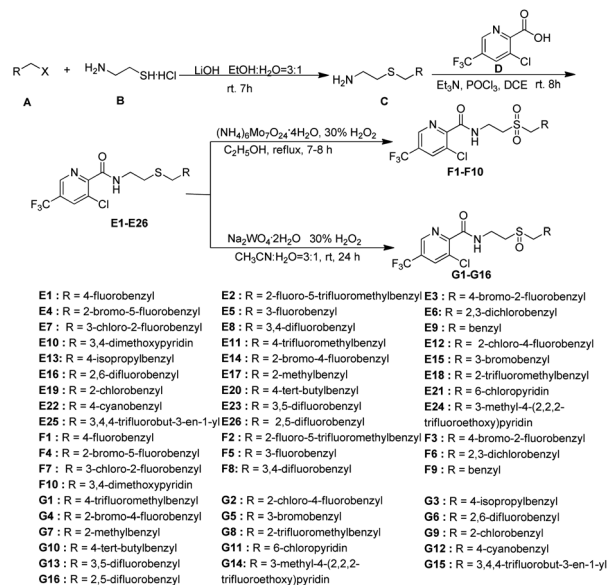


Fig. 2 The design of the title compounds.



Scheme 1 The synthetic route of the title compounds **E1–E26**, **F1–F10**, and **G1–G16**.

firstly synthesized *via* two steps. Firstly, haloalkane (**A**) was treated with aminoethyl mercaptan (**B**) using LiOH as base and the mixture of ethanol and H<sub>2</sub>O in a ratio of 3 : 1 as solvent under room temperature (rt) to obtain differently substituted 2-(ethylthio)amines (**C**).<sup>29,47,48</sup> After being activated by POCl<sub>3</sub>, 3-chloro-5-(trifluoromethyl)picolinic acid (**D**) condensed with intermediate **C** to obtain thioether-containing compounds **E1–E26**.<sup>29,47,48</sup> Thioether-containing compounds **E1–E10** were then converted to corresponding sulfone-containing compounds **F1–F10** in the presence of ammonium molybdate, 30% H<sub>2</sub>O<sub>2</sub> as oxidant and ethanol as solvent at 100 °C.<sup>47,48</sup> Different with the synthesis of sulfone compounds **F1–F10**, sulfoxide-containing compounds **G1–G16** were obtained through the oxidation of **E11–E26** in the presence of sodium tungstate dehydrate, 30% H<sub>2</sub>O<sub>2</sub> as oxidant and the mixture of acetonitrile and water in a ratio of 3 : 1 as solvent at rt.<sup>47,48</sup>

The title thioether-containing compounds **E1–E26**, sulfone-containing compounds **F1–F10** and sulfoxide-containing compounds **G1–G16** were characterized by the <sup>1</sup>H NMR, <sup>19</sup>F NMR, <sup>13</sup>C NMR and HR-MS. Taking sulfone-containing compound **F1** as an example, in the <sup>1</sup>H NMR spectrum, the proton near “N” atom of trifluoromethylpyridine ring appeared as a doublet at δ 8.72 ppm. The proton of –CONH– was split into a triplet at δ 8.40 ppm. Another proton of trifluoromethylpyridine ring appeared also as a doublet at δ 8.07. The four protons of benzene ring were characterized as two multiples at δ 7.33–7.23 and δ 7.15–7.00. The protons of methylene near the benzene ring appeared as a quartet at δ 4.03. The protons of methylene near the carbonyl appeared as multiple at δ 3.11–2.77, and the protons of methylene appeared at δ 3.96 as double doublets. In <sup>13</sup>C NMR spectrum, the carbons near “–CF<sub>3</sub>” or “F” were all split into quartets due to the coupling coefficients of “F”. For instance, the carbon of “–CF<sub>3</sub>” group was split into a quartet at δ<sub>C</sub> 122.1 ppm with the coupling constant



of ( $^1J_{F-C}$ ) 273.3 Hz. Carbon at the position 5 in the pyridine, was split into another quartet with coupling constant of 34.1 Hz at  $\delta_C$  129.4. Two carbons at the position 4 and 6 of trifluoromethylpyridine, were also split into two quartets with smaller coupling constants. Other carbons near the atom "F" could also be split with different coupling constants. In the  $^{19}F$  NMR spectra, the fluorine of " $-CF_3$ " appeared at the shift of  $-62.57$  ppm, and the fluorine on the benzene ring appeared at the shift of  $-112.80$  ppm.

### 2.3 Preliminary *in vitro* antibacterial activity test

According to the reported method,<sup>49</sup> the method of turbidity was adopted to evaluate the antibacterial activities of title compounds against *Xanthomonas oryzae* pv. *oryzae* (*Xoo*), *Ralstonia solanacearum* (*R. solanacearum*). The commercial thiodiazole copper (TC) and bismertiazol (BT) were used as the positive controls. The results shown in Table 1 revealed that some of the synthesized compounds showed higher activities against *Xoo* and *R. solanacearum* than that of commercial bactericides at the concentration of 100 and 50 mg L<sup>-1</sup>. For example, at the concentration of 50 mg L<sup>-1</sup>, compounds E20 (R is 4-*tert*-butylbenzyl), E15 (R is 3-bromobenzyl), E9 (R is benzyl), E16 (R is 2,6-difluorobenzyl), E13 (R is 4-isopropylbenzyl) and E24 (R is 3-methyl-4-(2,2,2-trifluoroethoxy)pyridine) showed good activities

against *Xoo* of 35%, 35%, 33%, 33%, 32% and 31% respectively, which are close to that of BT (31%). Desirably, when two electron withdraw groups, 3,4-dimethoxypyridine, substituted in the phenyl, sulfone-containing compound F10 exhibited the highest activities of 53% (100 mg L<sup>-1</sup>) and 42% (50 mg L<sup>-1</sup>) against *Xoo*, which are slightly higher than that of TC (53%, 39%) and BT (51%, 31%). Sulfone-containing compounds F1–F10 showed the different activities against *Xoo* as follows: 3,4-dimethoxypyridin (F10) > benzyl (F9) > 4-bromo-2-fluorobenzyl (F3) > 4-fluorobenzyl (F1) > 3-fluorobenzyl (F5) > 2,3-dichlorobenzyl (F6) > 2-fluoro-5-trifluoromethylbenzyl (F2) > 2-bromo-5-fluorobenzyl (F4) > 3-chloro-2-fluorobenzyl (F7) > 3,4-difluorobenzyl (F8). Among sulfone-containing compounds, compounds F3 (31%), F5 (31%) and F9 (32%) showed activities of 31%, 31% and 32% respectively against *Xoo* at 50 mg L<sup>-1</sup>, which are close to than that of BT (31%). Among sulfoxide-containing compounds, compounds G5 where R is 3-bromobenzyl and G16 where R is 2,5-difluorobenzyl showed activities of 32% and 35%, respectively against *Xoo* at 50 mg L<sup>-1</sup>, which are closed to that of BT (31%). The majority of oxidized compounds (sulfone or sulfoxide-containing compounds) could show higher activities against *Xoo*, compared with the thioether-containing compounds. For example, oxidizing thioether-containing compounds E3 (9%), E4 (13%), E7 (7%) and E17 (4%) to corresponding F3 (47%), F4 (32%), F7 (31%) and G7 (36%)

Table 1 Antibacterial activities of title compounds E1–E26, F1–F10 and G1–G16 against *Xoo* and *R. solanacearum*

Compounds	Activity <sup>a</sup> (%)				Compounds	Activity <sup>a</sup> (%)			
	<i>Xoo</i>		<i>R. solanacearum</i>			<i>Xoo</i>		<i>R. solanacearum</i>	
	100 mg L <sup>-1</sup>	50 mg L <sup>-1</sup>	100 mg L <sup>-1</sup>	50 mg L <sup>-1</sup>		100 mg L <sup>-1</sup>	50 mg L <sup>-1</sup>	100 mg L <sup>-1</sup>	50 mg L <sup>-1</sup>
E1	40 ± 1.2	18 ± 2.4	57 ± 0.3	54 ± 0.8	F1	41 ± 1.9	29 ± 1.4	30 ± 1.0	25 ± 4.1
E2	26 ± 0.3	16 ± 3.0	44 ± 3.0	30 ± 1.3	F2	33 ± 1.6	28 ± 2.3	10 ± 1.1	—
E3	9 ± 2.7	—	53 ± 2.5	44 ± 3.3	F3	47 ± 3.5	31 ± 0.4	9 ± 1.8	—
E4	13 ± 0.5	2 ± 1.2	30 ± 1.9	10 ± 2.3	F4	32 ± 2.8	22 ± 0.8	43 ± 1.8	18 ± 2.8
E5	27 ± 1.5	21 ± 2.3	64 ± 4.4	50 ± 3.5	F5	45 ± 3.8	31 ± 1.7	48 ± 4.8	45 ± 3.5
E6	14 ± 0.8	10 ± 4.2	67 ± 2.2	52 ± 4.7	F6	38 ± 2.2	24 ± 2.3	1 ± 0.1	—
E7	7 ± 2.2	—	48 ± 1.6	45 ± 2.9	F7	31 ± 0.3	21 ± 0.3	28 ± 2.6	14 ± 5.0
E8	32 ± 0.5	16 ± 2.4	8 ± 5.0	—	F8	19 ± 0.1	21 ± 1.4	21 ± 3.4	12 ± 0.3
E9	45 ± 4.4	33 ± 1.7	50 ± 4.0	11 ± 3.4	F9	47 ± 3.5	32 ± 3.1	32 ± 1.8	21 ± 1.1
E10	29 ± 0.3	10 ± 1.6	62 ± 2.3	45 ± 3.6	F10	53 ± 4.2	42 ± 4.8	36 ± 1.9	34 ± 3.3
E11	16 ± 4.9	7 ± 2.3	54 ± 2.0	27 ± 4.5	G1	28 ± 1.5	29 ± 2.0	2 ± 1.3	—
E12	14 ± 4.3	4 ± 2.4	50 ± 3.5	40 ± 1.2	G2	29 ± 1.6	20 ± 2.8	15 ± 2.3	2 ± 0.3
E13	39 ± 2.6	32 ± 4.8	63 ± 3.3	56 ± 2.0	G3	35 ± 1.2	17 ± 2.4	14 ± 1.7	8 ± 0.3
E14	35 ± 4.7	30 ± 1.0	40 ± 2.2	14 ± 4.0	G4	35 ± 3.0	24 ± 2.6	28 ± 2.0	21 ± 1.5
E15	41 ± 2.3	35 ± 4.5	7 ± 3.1	—	G5	48 ± 2.0	32 ± 1.0	19 ± 2.0	14 ± 3.5
E16	43 ± 2.7	33 ± 0.4	30 ± 2.1	14 ± 3.0	G6	46 ± 2.2	30 ± 0.9	36 ± 4.3	11 ± 3.5
E17	4 ± 1.5	—	40 ± 1.1	24 ± 0.7	G7	36 ± 2.3	26 ± 0.2	25 ± 3.1	18 ± 3.2
E18	23 ± 1.6	3 ± 0.9	49 ± 3.4	33 ± 4.4	G8	44 ± 4.9	24 ± 5.0	26 ± 0.4	23 ± 1.5
E19	44 ± 1.7	26 ± 0.5	34 ± 3.8	27 ± 5.0	G9	37 ± 4.4	20 ± 3.5	34 ± 0.3	29 ± 1.2
E20	43 ± 1.7	35 ± 3.6	5 ± 1.0	—	G10	33 ± 2.2	23 ± 3.8	37 ± 5.0	20 ± 1.1
E21	35 ± 2.7	21 ± 2.1	23 ± 3.9	9 ± 0.8	G11	36 ± 1.4	22 ± 4.8	2 ± 0.2	—
E22	42 ± 4.2	25 ± 4.1	34 ± 3.9	18 ± 0.5	G12	18 ± 1.1	10 ± 1.4	3 ± 1.8	—
E23	42 ± 1.6	21 ± 2.8	40 ± 3.2	32 ± 2.3	G13	39 ± 4.1	29 ± 3.9	11 ± 0.7	7 ± 0.5
E24	38 ± 4.0	31 ± 4.2	50 ± 0.3	28 ± 0.6	G14	35 ± 3.9	17 ± 0.3	43 ± 5.0	19 ± 2.3
E25	33 ± 2.6	23 ± 3.9	3 ± 0.9	—	G15	36 ± 2.2	26 ± 0.8	42 ± 3.4	38 ± 2.4
E26	28 ± 3.9	15 ± 2.0	10 ± 4.2	—	G16	40 ± 2.9	35 ± 3.8	25 ± 2.3	23 ± 0.1
Thiodiazole copper (TC)	53 ± 0.8	39 ± 4.6	51 ± 3.0	40 ± 4.3	Bismertiazol (BT)	51 ± 3.7	31 ± 1.8	38 ± 2.5	17 ± 1.5

<sup>a</sup> The antibacterial activities are mean of three independent experiments.



could provide 38%, 26%, 24% and 32% higher activities against *Xoo* at 100 mg L<sup>-1</sup>, respectively. However, compounds **E8** (32%), **E22** (42%) and **E24** (38%) showed higher activities against *Xoo* than that of corresponding oxidized compounds **F8** (19%), **G9** (18%) and **G24** (28%). Thioether-containing compounds **E13** (39%), **E19** (44%), **E20** (43%) and **E23** (42%) showed slightly higher activities against *Xoo* at 100 mg L<sup>-1</sup> than that of corresponding oxidized compounds **G3** (35%), **G9** (37%), **G10** (33%) and **G13** (39%). The rest of oxidized compounds owned higher activities against *Xoo* than that of corresponding thioether-containing compounds. Regarding *R. solanacearum*, thioether-containing compounds **E1** (57%, 54%), **E3** (53%, 44%), **E5** (64%, 50%), **E6** (67%, 52%), **E10** (62%, 45%), **E11** (54%) and **E13** (63%, 56%) exhibited higher activities than that of **TC** (51%, 40%) and much higher activities than that of **BT** (38%, 17%) at 100 or 50 mg L<sup>-1</sup>. According to their activities, the R groups of them can be sorted as follows: 2,3-dichlorobenzyl (**E6**) > 3-fluorobenzyl (**E5**) > 4-isopropylbenzyl (**E13**) > 3,4-dimethoxypyridin (**E10**) > 4-fluorobenzyl (**E1**) > 4-trifluoromethylbenzyl (**E11**) > 4-bromo-2-fluorobenzyl (**E3**). At 100 or 50 mg L<sup>-1</sup>, there are other thioether-containing compounds showing higher activities against *R. solanacearum* than that of **BT** (38%, 17%), including R groups are 3-methyl-4-(2,2,2-trifluoroethoxy)pyridine (**E24**, 50%, 28%), 2-trifluoromethylbenzyl (**E18**, 49%, 33%), 3-chloro-2-fluorobenzyl (**E7**, 48%, 45%), 2-fluoro-5-trifluoromethylbenzyl (**E2**, 44%, 30%), 3,5-difluorobenzyl (**E23**, 40%, 32%), 2-bromo-4-fluorobenzyl (**E14**, 40%) and 2-methylbenzyl (**E17**, 40%, 24%). Sulfone-containing compounds **F4** (43%) and **F5** (48%) could also show higher activities than that of **BT** against *R. solanacearum*. Among the sulfoxide-containing compounds, compounds **G14** (43%) and **G15** (42%) showed higher activities against *R. solanacearum* than that of **BT**. Their R groups are 3-methyl-4-(2,2,2-trifluoroethoxy)pyridine and 3,4,4-trifluorobut-3-en-1-yl, respectively. Sulfone-containing compound **F4** (43%) and sulfoxide-containing compounds **G6** (36%), **G10** (37%), **G15** (42%), **G16** (25%) showed higher activities against *R. solanacearum* than that of corresponding thioether-containing compounds **E4** (30%), **E16** (30%), **E20** (5%), **E25** (3%) and **E26** (10%). But the rest of sulfone-containing compounds or sulfoxide-containing compounds

exhibited much lower activities than that of corresponding thioether-containing compounds, which is totally different with the activities against *Xoo*. Particularly, when R is 2,3-dichlorobenzyl, thioether-containing compound **E6** could show the highest activity (67%), which is much higher than that of **TC** and **BT**, but the corresponding oxidized sulfone-containing compound **F6** owned no activity (1%) against *R. solanacearum*. In addition, thioether-containing compound **E13** also exhibited much higher activity (63%) against *R. solanacearum* than that of both **TC** and **BT**, however, sulfoxide-containing compound **G3**, the oxidized product of **E13**, are almost no activity against *R. solanacearum*.

#### 2.4 The EC<sub>50</sub> values of active title compounds against *Xoo* or *R. solanacearum*

The half-maximal effective concentration (EC<sub>50</sub>) values of sulfone-containing compound **F10** against *Xoo*, and thioether-containing compounds **E1**, **E3**, **E5**, **E6**, **E10**, **E11**, and **E13** against *R. solanacearum* were further evaluated. The results listed in Table 2 indicated the EC<sub>50</sub> value against *Xoo* of sulfone-containing compound **F10** is 83 mg L<sup>-1</sup>, which is much lower than that of **TC** (97 mg L<sup>-1</sup>) and **BT** (112 mg L<sup>-1</sup>). Furthermore, the EC<sub>50</sub> values against *R. solanacearum* of thioether-containing compounds **E6** and **E13** are 41 mg L<sup>-1</sup> and 40 mg L<sup>-1</sup> respectively, which are twice lower than that of **TC** (87 mg L<sup>-1</sup>) and third lower than that of **BT** (124 mg L<sup>-1</sup>). Thioether-containing compounds **E1**, **E3**, **E5**, **E10** and **E11** had the EC<sub>50</sub> values of 53, 75, 53, 78 and 73 mg L<sup>-1</sup> respectively, which are also much lower than that of **TC** and **BT**.

#### 2.5 Insecticidal activity test

The insecticidal activities of synthesized compounds against *P. xylostella* are shown in Table 3. The chlorpyrifos and avermectin were used as positive controls. The results (Table 3) revealed that some compounds could show moderate insecticidal activities. Thioether-containing compound **E3** where R is 4-bromo-2-fluorobenzyl showed the highest activity of 75% against *P. xylostella*, but the activity could sharply decrease after being

Table 2 The EC<sub>50</sub> values of title compounds against *Xoo* or *R. solanacearum*

Compounds	<i>Xoo</i>			Compounds	<i>R. solanacearum</i>		
	Regression equation	R <sup>2</sup>	EC <sub>50</sub> <sup>a</sup> (mg L <sup>-1</sup> )		Regression equation	R <sup>2</sup>	EC <sub>50</sub> <sup>a</sup> (mg L <sup>-1</sup> )
<b>F10</b>	y = 0.8557x + 3.3573	1.00	83 ± 0.1	<b>E1</b>	y = 0.7768x + 3.661	0.98	53 ± 0.3
Thiodiazole copper ( <b>TC</b> )	y = 0.996x + 3.065	0.99	97 ± 1.2	<b>E3</b>	y = 2.4159x + 0.4676	0.94	75 ± 0.5
Bismethiazol ( <b>BT</b> )	y = 2.5861x - 0.0104	0.97	112 ± 1.2	<b>E5</b>	y = 1.4452x + 2.5102	1.00	53 ± 0.9
				<b>E6</b>	y = 2.3726x + 1.167	1.00	41 ± 0.2
				<b>E10</b>	y = 1.34x + 2.4627	0.97	78 ± 0.2
				<b>E11</b>	y = 1.3523x + 2.4812	0.99	73 ± 1.2
				<b>E13</b>	y = 0.9336x + 3.507	0.99	40 ± 2.1
				Thiodiazole copper ( <b>TC</b> )	y = 1.6934x + 1.7154	0.94	87 ± 1.1
				Bismethiazol ( <b>BT</b> )	y = 2.0182x + 0.7772	0.97	124 ± 1.3

<sup>a</sup> Each experiment of EC<sub>50</sub> value is performed in triplicates.





oxidized into corresponding sulfone-containing compound **F3** (10%). When R was changed to 4-trifluoromethylbenzyl (**E11**) or 3-methyl-4-(2,2,2-trifluoroethoxy)pyridine (**E24**), the activity could slightly decrease to 70%. Thioether-containing compounds **E5** and **E12** both showed the activities of 55% against *P. xylostella*, and their R groups are 3-fluorobenzyl and 2-chloro-4-fluorobenzyl, respectively. Thioether-containing compounds **E1** (2-bromo-5-fluorobenzyl), **E4** (4-fluorobenzyl), **E7** (3-chloro-2-fluorobenzyl), **E15** (3-bromobenzyl) all showed activities of 50%. The rest of thioether-containing compounds showed lower activities less than 50%. In addition, the insecticidal activities of sulfone-containing compounds could be sorted as follows: 3-chloro-2-fluorobenzyl (**F7**) > 2-fluoro-5-trifluoromethylbenzyl (**F2**) > 2-bromo-5-fluorobenzyl (**F4**) > 4-fluorobenzyl (**F1**) > 2,3-dichlorobenzyl (**F6**) = 3,4-difluorobenzyl (**F8**) = benzyl (**F9**) = 3,4-dimethoxypyridin (**F10**) > 4-bromo-2-fluorobenzyl (**F3**) > 3-fluorobenzyl (**F5**). Specially, sulfone-containing compounds **F2**, **F7**, **F9** and **F10** all showed higher activities than that of corresponding thioether-containing compounds **E2**, **E7**, **E9** and **E10**, but the rest of sulfone-containing compounds all showed activities less than that of corresponding thioether-containing compounds. When R is 2-chloro-4-fluorobenzyl, sulfoxide-containing compound **G2** showed activity of 75%. Sulfoxide-containing compounds **G3**, **G6** and **G7** showed the activities of 60%, 60% and 50% respectively, which are all higher than that of corresponding

thioether-containing compounds **E13**, **E16** and **E17**. The activities of the rest of sulfoxide-containing compounds are all less than 50%.

### 3 Conclusion

A series of sulfur-containing trifluoromethylpyridine amide derivatives has been designed and synthesized. Their antibacterial activities against *Xanthomonas oryzae* pv. *oryzae* (*Xoo*), *Ralstonia solanacearum* (*R. solanacearum*) and insecticidal activities against *P. xylostella* were evaluated. Notably, sulfone-containing compound **F10** (53%, 42%) showing the highest activity against *Xoo* had the EC<sub>50</sub> of 83 mg L<sup>-1</sup>, which is much lower than that of **TC** (97 mg L<sup>-1</sup>) and **BT** (112 mg L<sup>-1</sup>). Thioether-containing compounds **E1** (57%, 54%), **E3** (53%, 44%), **E5** (64%, 50%), **E6** (67%, 52%), **E9** (50%, 11%), **E10** (62%, 45%), **E11** (54%, 27%), and **E13** (53%, 44%) showed higher activities than that of **TC** (51%, 40%) showed excellent antibacterial activities against *R. solanacearum* with EC<sub>50</sub> values ranging from 40–73 mg L<sup>-1</sup>, which are all much lower than that of **TC** (87 mg L<sup>-1</sup>) and **BT** (124 mg L<sup>-1</sup>). Generally, most of oxidized compounds could show higher activities against *Xoo* than that of corresponding thioether-containing compounds, but most of thioether-containing compounds contributed higher activities against *R. solanacearum*. Furthermore, compounds **E3**, **E11**, **E24** and **G2** showed also moderate insecticidal activities of 75%, 70%, 70% and 75%, respectively.

### 4 Experimental section

#### 4.1 Materials and methods

All reagents and solvents were purchased from Accela Chem-Bio Co., Ltd (Shanghai, China) and Innochem Co., Ltd (Beijing, China). Melting points of the synthesized compounds were measured using a XT-4 binocular microscope (Beijing Tech Instrument Co., China). Using CDCl<sub>3</sub> as solvent, the spectra of <sup>1</sup>H, <sup>19</sup>F and <sup>13</sup>C NMR of title compounds were recorded on AVANCE III HD 400M NMR (Bruker Corporation, Switzerland) spectrometer operating at room temperature. HR-MS was recorded on an Orbitrap LC-MS instrument (Q-Exactive, Thermo Scientific™, and American). The course of the reactions was monitored by TLC.

#### 4.2 Synthetic procedures

**4.2.1 Synthesis of substituted aminoethyl sulfide (C).** According to the reported literatures,<sup>47,48</sup> substituted intermediate **C** could be easily obtained as shown in Scheme 1. Taking 2-((4-fluorobenzyl)thio)ethanamine as an example, to a mixture of LiOH (72.63 mmol) resolving in 15 mL water and EtOH (45 mL) stirred at room temperature was added 2-aminoethyl mercaptan (**B**, 34.58 mmol). Subsequently, 1-(chloromethyl)-4-fluorobenzene (**A**, 34.58 mmol) was added dropwise and stirred at room temperature for about 7 h. The reaction was monitored by TLC. After the completion of the reaction, the reaction mixture was concentrated under reduced pressure, and the residue was extracted with dichloromethane and water. The

Table 3 Insecticidal activities of title compounds against *P. xylostella*

Compounds	Activity <sup>a</sup> (%) at 500 mg L <sup>-1</sup>	Compounds	Activity <sup>a</sup> (%) at 500 mg L <sup>-1</sup>
<b>E1</b>	50 ± 0	<b>F1</b>	35 ± 0
<b>E2</b>	45 ± 2.9	<b>F2</b>	50 ± 0
<b>E3</b>	75 ± 0	<b>F3</b>	10 ± 3.3
<b>E4</b>	50 ± 0	<b>F4</b>	40 ± 3.3
<b>E5</b>	55 ± 0	<b>F5</b>	10 ± 0
<b>E6</b>	40 ± 2.9	<b>F6</b>	30 ± 3.3
<b>E7</b>	50 ± 3.3	<b>F7</b>	60 ± 0
<b>E8</b>	30 ± 0	<b>F8</b>	30 ± 0
<b>E9</b>	10 ± 5	<b>F9</b>	30 ± 0
<b>E10</b>	10 ± 0	<b>F10</b>	30 ± 0
<b>E11</b>	70 ± 0	<b>G1</b>	30 ± 0
<b>E12</b>	55 ± 3.3	<b>G2</b>	75 ± 0
<b>E13</b>	30 ± 2.9	<b>G3</b>	60 ± 0
<b>E14</b>	10 ± 2.9	<b>G4</b>	40 ± 0
<b>E15</b>	50 ± 0	<b>G5</b>	30 ± 0
<b>E16</b>	20 ± 0	<b>G6</b>	60 ± 0
<b>E17</b>	40 ± 0	<b>G7</b>	50 ± 2.9
<b>E18</b>	30 ± 0	<b>G8</b>	20 ± 0
<b>E19</b>	20 ± 0	<b>G9</b>	20 ± 0
<b>E20</b>	30 ± 5	<b>G10</b>	10 ± 0
<b>E21</b>	20 ± 3.3	<b>G11</b>	30 ± 0
<b>E22</b>	30 ± 0	<b>G12</b>	10 ± 0
<b>E23</b>	35 ± 0	<b>G13</b>	20 ± 0
<b>E24</b>	70 ± 0	<b>G14</b>	10 ± 3.3
<b>E25</b>	10 ± 0	<b>G15</b>	40 ± 0
<b>E26</b>	10 ± 0	<b>G16</b>	30 ± 3.3
Chlorpyrifos	100 ± 0	Avermectin	100 ± 0

<sup>a</sup> The each insecticidal test were performed in triplicates.



organic phase was washed with NaOH solution to provide a crude production, which was purified using silica gel (200–300 mesh) column chromatography with dichloromethane/methanol (20 : 1).

**4.2.2 The synthesis of thioether-containing compounds E1–E26.**<sup>29,47,48</sup> Taking **E1** as an example, 2-(((2-aminoethyl)thio)methyl)-5-fluorobenzene-1-ylidium (**C**, 2.64 mmol), 3-chloro-5-(trifluoromethyl)picolinic acid (**D**, 2.64 mmol) and Et<sub>3</sub>N (2.64 mmol) were added in one portion using 1,2-dichloroethane (DCE, 6 mL) as solvent, which was stirred at room temperature. Subsequently, POCl<sub>3</sub> diluted by DCE was added dropwise and refluxed for 8 h. The resulted mixture was concentrated under reduced pressure, and washed with Na<sub>2</sub>CO<sub>3</sub>. The resulting solid was filtrated and washed with water to provide crude product, which was purified by silica gel (200–300 mesh) column chromatography with ethyl acetate/petroleum ether (1 : 3). Along with similar method, thioether-containing compounds **E2–E26** could be also obtained. The spectral data of **E1–E26** are listed below, and the spectra are shown in the ESI data.†

**3-Chloro-N-(2-((4-fluorobenzyl)thio)ethyl)-5-(trifluoromethyl)picolinamide (E1).** Yield 83%; yellow solid; mp 96–97 °C. <sup>1</sup>H NMR (400 MHz, CDCl<sub>3</sub>) δ 8.72 (s, 1H, pyridine-H), 8.08 (s, 1H, pyridine-H), 7.99 (s, 1H, CO–NH), 7.30 (dd, *J* = 8.4, 5.4 Hz, 2H, Ar–H), 6.98 (t, *J* = 8.6 Hz, 2H, Ar–H), 3.75 (s, 2H, –CH<sub>2</sub>), 3.62 (q, *J* = 6.4 Hz, 2H, –CH<sub>2</sub>), 2.69 (t, *J* = 6.5 Hz, 2H, –CH<sub>2</sub>). <sup>13</sup>C NMR (100 MHz, CDCl<sub>3</sub>) δ 162.3, 161.9 (d, *J* = 245.8 Hz), 149.1, 142.8 (q, *J* = 3.8 Hz), 137.7 (q, *J* = 3.6 Hz), 133.7 (d, *J* = 3.2 Hz), 132.2, 130.4 (d, *J* = 8.1 Hz), 129.3 (q, *J* = 34.0 Hz), 122.2 (q, *J* = 273.4 Hz), 115.5 (d, *J* = 21.5 Hz), 38.4, 35.2, 30.9. <sup>19</sup>F NMR (376 MHz, CDCl<sub>3</sub>) δ –62.52, –115.22. HRMS: [M + H]<sup>+</sup> calcd for C<sub>16</sub>H<sub>14</sub>ClF<sub>4</sub>N<sub>2</sub>OS: 393.04460; found: 393.04370.

**3-Chloro-N-(2-((2-fluoro-5-(trifluoromethyl)benzyl)thio)ethyl)-5-(trifluoromethyl)picolinamide (E2).** Yield 83%; yellow solid; mp 101–103 °C. <sup>1</sup>H NMR (400 MHz, CDCl<sub>3</sub>) δ 8.73 (s, 1H, pyridine-H), 8.08 (d, *J* = 1.3 Hz, 2H, pyridine-H, CO–NH), 7.69 (dd, *J* = 6.7, 2.0 Hz, 1H, Ar–H), 7.54–7.49 (m, 1H, Ar–H), 7.16 (t, *J* = 8.9 Hz, 1H, Ar–H), 3.85 (s, 2H, –CH<sub>2</sub>), 3.69 (q, *J* = 6.4 Hz, 2H, –CH<sub>2</sub>), 2.77 (t, *J* = 6.5 Hz, 2H, –CH<sub>2</sub>). <sup>13</sup>C NMR (100 MHz, CDCl<sub>3</sub>) δ 162.5 (dd, *J* = 252.5, 1.3 Hz), 162.3, 148.9 (d, *J* = 1.0 Hz), 142.9 (q, *J* = 3.8 Hz), 137.7 (q, *J* = 3.6 Hz), 132.2, 129.3 (dd, *J* = 102.0 Hz, *J* = 34.0 Hz), 128.6–128.0 (m), 127.0 (dd, *J* = 33.1, 3.6 Hz), 126.7 (d, *J* = 16.0 Hz), 126.4 (dt, *J* = 13.0, 3.7 Hz), 123.6 (q, *J* = 272.0 Hz), 122.2 (q, *J* = 273.4 Hz), 116.2 (d, *J* = 23.4 Hz), 38.3, 31.5, 28.5 (d, *J* = 2.7 Hz). <sup>19</sup>F NMR (376 MHz, CDCl<sub>3</sub>) δ –61.97, –62.57, δ –112.57 (dd, *J* = 14.2, 7.8 Hz). HRMS: [M + H]<sup>+</sup> calcd for C<sub>17</sub>H<sub>13</sub>ClF<sub>7</sub>N<sub>2</sub>OS: 461.03199; found: 461.03098.

**N-(2-((4-Bromo-2-fluorobenzyl)thio)ethyl)-3-chloro-5-(trifluoromethyl)picolinamide (E3).** Yield 77%; brown solid; mp 95–96 °C. <sup>1</sup>H NMR (400 MHz, CDCl<sub>3</sub>) δ 8.73 (d, *J* = 1.0 Hz, 1H, pyridine-H), 8.08 (d, *J* = 1.3 Hz, 1H, –CO–NH), 8.05 (s, 1H, pyridine-H), 7.30–7.12 (m, 3H, Ar–H), 3.75 (s, 2H, –CH<sub>2</sub>), 3.67 (q, *J* = 6.4 Hz, 2H, –CH<sub>2</sub>), 2.73 (t, *J* = 6.5 Hz, 2H, –CH<sub>2</sub>). <sup>13</sup>C NMR (100 MHz, CDCl<sub>3</sub>) δ 162.3, 160.6 (d, *J* = 251.4 Hz), 149.0, 142.9 (q, *J* = 3.7 Hz), 137.7 (q, *J* = 3.6 Hz), 132.2, 132.0 (d, *J* = 4.5 Hz), 129.3 (q, *J* = 34.0 Hz), 127.7 (d, *J* = 3.7 Hz), 124.7 (d, *J* = 14.9 Hz), 122.2 (d, *J* = 273.4 Hz), 121.2 (d, *J* = 9.5 Hz), 119.2 (d, *J* = 25.1

Hz), 38.4, 31.2, 28.4 (d, *J* = 2.6 Hz). <sup>19</sup>F NMR (376 MHz, CDCl<sub>3</sub>) δ –62.52, –115.12. HRMS: [M + H]<sup>+</sup> calcd for C<sub>16</sub>H<sub>13</sub>BrClF<sub>4</sub>N<sub>2</sub>OS: 470.95511; found: 470.95456.

**N-(2-((2-Bromo-5-fluorobenzyl)thio)ethyl)-3-chloro-5-(trifluoromethyl)picolinamide (E4).** Yield 87%; gray solid; mp 111–112 °C. <sup>1</sup>H NMR (400 MHz, CDCl<sub>3</sub>) δ 8.77–8.68 (m, 1H, pyridine-H), 8.14–8.01 (m, 2H, pyridine-H, –CO–NH), 7.50 (dd, *J* = 8.8, 5.3 Hz, 1H, Ar–H), 7.20 (dd, *J* = 9.1, 3.0 Hz, 1H, Ar–H), 6.85 (td, *J* = 8.3, 3.0 Hz, 1H, Ar–H), 3.87 (s, 2H, –CH<sub>2</sub>), 3.69 (q, *J* = 6.4 Hz, 2H, –CH<sub>2</sub>), 2.78 (t, *J* = 6.5 Hz, 2H, –CH<sub>2</sub>). <sup>13</sup>C NMR (100 MHz, CDCl<sub>3</sub>) δ 162.3, 161.9 (d, *J* = 247.6 Hz), 149.0, 142.9 (q, *J* = 3.8 Hz), 139.6 (d, *J* = 7.3 Hz), 137.7 (q, *J* = 3.6 Hz), 134.2 (d, *J* = 8.0 Hz), 132.2, 129.3 (q, *J* = 34.0 Hz), 122.2 (d, *J* = 273.4 Hz), 118.5 (d, *J* = 3.3 Hz), 117.8 (d, *J* = 23.3 Hz), 116.1 (d, *J* = 22.4 Hz), 38.5, 36.1, 31.4. <sup>19</sup>F NMR (376 MHz, CDCl<sub>3</sub>) δ –62.52, –114.19. HRMS: [M + H]<sup>+</sup> calcd for C<sub>16</sub>H<sub>13</sub>BrClF<sub>4</sub>N<sub>2</sub>OS: 470.95511; found: 470.95468.

**3-Chloro-N-(2-((3-fluorobenzyl)thio)ethyl)-5-(trifluoromethyl)picolinamide (E5).** Yield 66%; yellow solid; mp 103–104 °C. <sup>1</sup>H NMR (400 MHz, CDCl<sub>3</sub>) δ 8.73 (d, *J* = 1.1 Hz, 1H, pyridine-H), 8.08 (d, *J* = 1.3 Hz, 1H, pyridine-H), 8.02 (s, 1H, –CO–NH), 7.33–7.19 (m, 1H, Ar–H), 7.13–7.06 (m, 2H, Ar–H), 6.92 (td, *J* = 8.3, 2.0 Hz, 1H, Ar–H), 3.76 (s, 2H, –CH<sub>2</sub>), 3.63 (q, *J* = 6.3 Hz, 2H, –CH<sub>2</sub>), 2.71 (t, *J* = 6.5 Hz, 2H, –CH<sub>2</sub>). <sup>13</sup>C NMR (100 MHz, CDCl<sub>3</sub>) δ 162.9 (d, *J* = 246.4 Hz), 162.3, 149.0, 142.9 (q, *J* = 3.8 Hz), 140.6 (d, *J* = 7.2 Hz), 137.7 (q, *J* = 3.5 Hz), 132.2, 130.1 (d, *J* = 8.3 Hz), 129.3 (q, *J* = 33.9 Hz), 124.6 (d, *J* = 2.8 Hz), 122.2 (d, *J* = 273.4 Hz), 115.8 (d, *J* = 21.7 Hz), 114.2 (d, *J* = 21.1 Hz), 38.3, 35.5 (d, *J* = 1.8 Hz), 31.0. <sup>19</sup>F NMR (376 MHz, CDCl<sub>3</sub>) δ –62.52, –112.81. HRMS: [M – H]<sup>–</sup> calcd for C<sub>16</sub>H<sub>12</sub>ClF<sub>4</sub>N<sub>2</sub>OS: 391.02895; found: 391.03027.

**3-Chloro-N-(2-((2,3-dichlorobenzyl)thio)ethyl)-5-(trifluoromethyl)picolinamide (E6).** Yield 80%; white solid; mp 130–132 °C. <sup>1</sup>H NMR (400 MHz, CDCl<sub>3</sub>) δ 8.73 (dd, *J* = 1.8, 0.7 Hz, 1H, pyridine-H), 8.12–8.01 (m, 2H, pyridine-H, –CO–NH), 7.35 (dd, *J* = 8.0, 1.6 Hz, 1H, Ar–H), 7.31 (dd, *J* = 7.7, 1.6 Hz, 1H, Ar–H), 7.16 (t, *J* = 7.8 Hz, 1H, Ar–H), 3.92 (s, 2H, –CH<sub>2</sub>), 3.68 (q, *J* = 6.4 Hz, 2H, –CH<sub>2</sub>), 2.77 (t, *J* = 6.5 Hz, 2H, –CH<sub>2</sub>). <sup>13</sup>C NMR (100 MHz, CDCl<sub>3</sub>) δ 162.3, 149.0, 142.9 (q, *J* = 3.8 Hz), 138.2, 137.7 (q, *J* = 3.6 Hz), 133.6, 132.4, 132.2, 129.4, 129.3 (q, *J* = 34.0 Hz), 128.9, 127.2, 122.2 (d, *J* = 273.5 Hz), 38.6, 34.5, 31.4. <sup>19</sup>F NMR (376 MHz, CDCl<sub>3</sub>) δ –62.51. HRMS: [M + H]<sup>+</sup> calcd for C<sub>16</sub>H<sub>13</sub>Cl<sub>3</sub>F<sub>3</sub>N<sub>2</sub>OS: 442.97608; found: 442.97546.

**3-Chloro-N-(2-((3-chloro-2-fluorobenzyl)thio)ethyl)-5-(trifluoromethyl)picolinamide (E7).** Yield 81%; gray solid; mp 97–98 °C. <sup>1</sup>H NMR (400 MHz, CDCl<sub>3</sub>) δ 8.73 (d, *J* = 1.1 Hz, 1H, pyridine-H), 8.07 (t, *J* = 3.1 Hz, 2H, pyridine-H, –CO–NH), 7.35–7.16 (m, 2H, Ar–H), 7.04 (td, *J* = 7.9, 1.1 Hz, 1H, Ar–H), 3.81 (d, *J* = 0.8 Hz, 2H, –CH<sub>2</sub>), 3.68 (q, *J* = 6.4 Hz, 2H, –CH<sub>2</sub>), 2.76 (t, *J* = 6.5 Hz, 2H, –CH<sub>2</sub>). <sup>13</sup>C NMR (100 MHz, CDCl<sub>3</sub>) δ 162.3, 157.5, 149.0, 142.9 (q, *J* = 3.9 Hz), 137.7 (q, *J* = 3.6 Hz), 132.2, 129.6, 129.3 (q, *J* = 34.0 Hz), 129.2 (d, *J* = 3.3 Hz), 127.3 (d, *J* = 14.8 Hz), 124.6 (d, *J* = 4.8 Hz), 122.2 (q, *J* = 273.3 Hz), 121.3 (d, *J* = 18.0 Hz), 38.4, 31.3, 29.0 (d, *J* = 2.8 Hz). <sup>19</sup>F NMR (376 MHz, CDCl<sub>3</sub>) δ –62.52, –119.81. HRMS: [M – H]<sup>–</sup> calcd for C<sub>16</sub>H<sub>11</sub>Cl<sub>2</sub>F<sub>4</sub>N<sub>2</sub>OS: 424.98998; found: 424.99158.



*3-Chloro-N-(2-((3,4-difluorobenzyl)thio)ethyl)-5-(trifluoromethyl)picolinamide (E8)*. Yield 68%; white solid; mp 97–98 °C.  $^1\text{H}$  NMR (400 MHz,  $\text{CDCl}_3$ )  $\delta$  8.73 (s, 1H, pyridine-H), 8.09 (s, 1H, pyridine-H), 8.02 (s, 1H, –CO–NH), 7.29–7.17 (m, 1H, Ar–H), 7.14–7.01 (m, 2H, Ar–H), 3.73 (s, 2H, –CH<sub>2</sub>), 3.67–3.58 (m, 2H, –CH<sub>2</sub>), 2.70 (td,  $J = 6.5, 1.6$  Hz, 2H, –CH<sub>2</sub>).  $^{13}\text{C}$  NMR (100 MHz,  $\text{CDCl}_3$ )  $\delta$  162.3, 150.3 (dd,  $J = 248.8, 12.9$  Hz), 149.5 (dd,  $J = 247.9, 12.7$  Hz), 148.9, 142.9 (q,  $J = 3.7$  Hz), 137.8 (q,  $J = 3.6$  Hz), 135.1 (dd,  $J = 5.2, 4.1$  Hz), 132.2, 129.3 (q,  $J = 33.9$  Hz), 124.8 (dd,  $J = 6.2, 3.6$  Hz), 122.2 (q,  $J = 273.5$  Hz), 117.7 (d,  $J = 17.4$  Hz), 117.2 (d,  $J = 17.2$  Hz), 38.3, 35.1, 30.9.  $^{19}\text{F}$  NMR (376 MHz,  $\text{CDCl}_3$ )  $\delta$  –62.54,  $\delta$  –137.19 (d,  $J = 21.2$  Hz), –139.64 (d,  $J = 21.2$  Hz). HRMS:  $[\text{M} - \text{H}]^-$  calcd for  $\text{C}_{16}\text{H}_{11}\text{ClF}_5\text{N}_2\text{OS}$ : 409.01953; found: 409.02078.

*N-(2-(Benzylthio)ethyl)-3-chloro-5-(trifluoromethyl)picolinamide (E9)*. Yield 75%; brown solid; mp 109–110 °C.  $^1\text{H}$  NMR (400 MHz,  $\text{CDCl}_3$ )  $\delta$  8.73 (d,  $J = 1.0$  Hz, 1H, pyridine-H), 8.07 (d,  $J = 1.3$  Hz, 1H, pyridine-H), 8.01 (s, 1H, –CO–NH), 7.36–7.27 (m, 4H, Ar–H), 7.26–7.20 (m, 1H, Ar–H), 3.78 (s, 2H, –CH<sub>2</sub>), 3.62 (q,  $J = 6.3$  Hz, 2H, –CH<sub>2</sub>), 2.70 (t,  $J = 6.5$  Hz, 2H, –CH<sub>2</sub>).  $^{13}\text{C}$  NMR (100 MHz,  $\text{CDCl}_3$ )  $\delta$  162.3, 149.2, 142.9 (q,  $J = 3.8$  Hz), 138.0, 137.7 (q,  $J = 3.6$  Hz), 132.2, 129.2 (q,  $J = 34.1$  Hz), 128.9, 128.6, 127.2, 122.2 (q,  $J = 273.5$  Hz), 38.3, 35.9, 30.9.  $^{19}\text{F}$  NMR (376 MHz,  $\text{CDCl}_3$ )  $\delta$  –62.51. HRMS:  $[\text{M} - \text{H}]^-$  calcd for  $\text{C}_{16}\text{H}_{13}\text{ClF}_3\text{N}_2\text{OS}$ : 373.03955; found: 373.03837.

*3-Chloro-N-(2-(((3,4-dimethoxy)pyridin-2-yl)methyl)thio)ethyl)-5-(trifluoromethyl)picolinamide (E10)*. Yield 60%; gray solid; mp 76–77 °C.  $^1\text{H}$  NMR (400 MHz,  $\text{CDCl}_3$ )  $\delta$  8.72 (d,  $J = 1.0$  Hz, 1H, pyridine-H), 8.45 (s, 1H, pyridine-H), 8.14 (d,  $J = 5.5$  Hz, 1H, pyridine-H), 8.06 (d,  $J = 1.3$  Hz, 1H, –CO–NH), 6.76 (d,  $J = 5.6$  Hz, 1H, pyridine-H), 3.97–3.86 (m, 8H, –(OCH<sub>3</sub>)<sub>2</sub>, –CH<sub>2</sub>), 3.73 (dd,  $J = 12.3, 6.0$  Hz, 2H, –CH<sub>2</sub>), 2.86 (t,  $J = 6.2$  Hz, 2H, –CH<sub>2</sub>).  $^{13}\text{C}$  NMR (100 MHz,  $\text{CDCl}_3$ )  $\delta$  162.5, 158.8, 152.7, 150.0, 145.4, 143.4, 142.9 (q,  $J = 3.8$  Hz), 137.3 (q,  $J = 3.6$  Hz), 131.9, 129.0 (q,  $J = 33.9$  Hz), 122.2 (q,  $J = 273.4$  Hz), 106.9, 61.1, 55.7, 39.1, 31.69, 31.4.  $^{19}\text{F}$  NMR (376 MHz,  $\text{CDCl}_3$ )  $\delta$  –62.50. HRMS:  $[\text{M} + \text{H}]^+$  calcd for  $\text{C}_{17}\text{H}_{18}\text{ClF}_3\text{N}_3\text{O}_3\text{S}$ : 436.07040; found: 436.06998.

*3-Chloro-5-(trifluoromethyl)-N-(2-((4-(trifluoromethyl)benzyl)thio)ethyl)picolinamide (E11)*. Yield 88%; yellow solid; mp 114–115 °C.  $^1\text{H}$  NMR (400 MHz,  $\text{CDCl}_3$ )  $\delta$  8.75–8.70 (m, 1H, pyridine-H), 8.12–8.06 (m, 1H, pyridine-H), 8.03 (s, 1H, –CO–NH), 7.57 (d,  $J = 8.1$  Hz, 2H, Ar–H), 7.47 (d,  $J = 8.1$  Hz, 2H), 3.82 (s, 2H), 3.65 (q,  $J = 6.5$  Hz, 2H), 2.69 (t,  $J = 6.6$  Hz, 2H).  $^{13}\text{C}$  NMR (100 MHz,  $\text{CDCl}_3$ )  $\delta$  162.3, 148.9, 142.9 (q,  $J = 3.9$  Hz), 142.2, 137.8 (q,  $J = 3.6$  Hz), 132.2, 129.4 (q,  $J = 32.6$  Hz), 129.3 (q,  $J = 34.0$  Hz), 129.2, 125.6 (q,  $J = 3.8$  Hz), 124.1 (q,  $J = 272.0$  Hz), 122.1 (q,  $J = 273.4$  Hz), 38.3, 35.4, 30.9.  $^{19}\text{F}$  NMR (376 MHz,  $\text{CDCl}_3$ )  $\delta$  –62.48, –62.54. HRMS:  $[\text{M} + \text{H}]^+$  calcd for  $\text{C}_{17}\text{H}_{14}\text{ClF}_6\text{N}_2\text{OS}$ : 443.04041; found: 443.04141.

*3-Chloro-N-(2-((2-chloro-4-fluorobenzyl)thio)ethyl)-5-(trifluoromethyl)picolinamide (E12)*. Yield 68%; gray solid; mp 90–91 °C.  $^1\text{H}$  NMR (400 MHz,  $\text{CDCl}_3$ )  $\delta$  8.73 (s, 1H), 8.08 (d,  $J = 0.4$  Hz, 2H), 7.38 (dd,  $J = 8.5, 6.1$  Hz, 1H), 7.18–7.06 (m, 1H), 6.95 (ddd,  $J = 8.2, 2.5, 1.2$  Hz, 1H), 3.86 (s, 2H), 3.68 (q,  $J = 6.4$  Hz, 2H), 2.75 (t,  $J = 6.5$  Hz, 2H).  $^{13}\text{C}$  NMR (100 MHz,  $\text{CDCl}_3$ )  $\delta$  162.3, 161.6 (d,  $J = 249.7$  Hz), 149.0, 142.9 (q,  $J = 3.8$  Hz), 137.7 (q,  $J =$

3.5 Hz), 134.6 (d,  $J = 10.3$  Hz), 132.2, 131.8, 131.7, 129.3 (q,  $J = 34.0$  Hz), 122.2 (q,  $J = 273.4$  Hz), 117.2 (d,  $J = 24.7$  Hz), 114.2 (d,  $J = 21.1$  Hz), 38.6, 32.8, 31.2.  $^{19}\text{F}$  NMR (376 MHz,  $\text{CDCl}_3$ )  $\delta$  –62.52, –112.69. HRMS:  $[\text{M} + \text{H}]^+$  calcd for  $\text{C}_{16}\text{H}_{13}\text{Cl}_2\text{F}_4\text{N}_2\text{OS}$ : 427.00563; found: 427.00470.

*3-Chloro-N-(2-((4-isopropylbenzyl)thio)ethyl)-5-(trifluoromethyl)picolinamide (E13)*. Yield 79%; yellow solid; mp 98–100 °C.  $^1\text{H}$  NMR (400 MHz,  $\text{CDCl}_3$ )  $\delta$  8.73 (d,  $J = 1.1$  Hz, 1H), 8.11–8.06 (m, 1H), 8.03 (s, 1H), 7.28–7.23 (m, 2H), 7.17 (d,  $J = 8.1$  Hz, 2H), 3.75 (s, 2H), 3.64 (dd,  $J = 12.7, 6.3$  Hz, 2H), 2.88 (dt,  $J = 13.9, 6.9$  Hz, 1H), 2.70 (t,  $J = 6.5$  Hz, 2H), 1.23 (d,  $J = 6.9$  Hz, 6H).  $^{13}\text{C}$  NMR (100 MHz,  $\text{CDCl}_3$ )  $\delta$  162.2, 149.2, 147.9, 142.8 (q,  $J = 3.8$  Hz), 137.6 (q,  $J = 3.5$  Hz), 135.1, 132.1, 129.2 (d,  $J = 34.0$  Hz), 128.8, 126.7, 122.2 (q,  $J = 273.5$  Hz), 38.3, 35.5, 33.8, 30.8, 24.0.  $^{19}\text{F}$  NMR (376 MHz,  $\text{CDCl}_3$ )  $\delta$  –62.52. HRMS:  $[\text{M} - \text{H}]^-$  calcd for  $\text{C}_{19}\text{H}_{19}\text{ClF}_3\text{N}_2\text{OS}$ : 415.08532; found: 415.08630.

*N-(2-((2-Bromo-4-fluorobenzyl)thio)ethyl)-3-chloro-5-(trifluoromethyl)picolinamide (E14)*. Yield 64%; yellow solid; mp 92–94 °C.  $^1\text{H}$  NMR (400 MHz,  $\text{CDCl}_3$ )  $\delta$  8.73 (d,  $J = 1.1$  Hz, 1H), 8.08 (d,  $J = 1.3$  Hz, 1H), 8.05 (s, 1H), 7.39 (dd,  $J = 8.5, 5.9$  Hz, 1H), 7.29 (dd,  $J = 8.2, 2.6$  Hz, 1H), 6.99 (td,  $J = 8.3, 2.6$  Hz, 1H), 3.87 (s, 2H), 3.68 (q,  $J = 6.4$  Hz, 2H), 2.76 (t,  $J = 6.5$  Hz, 2H).  $^{13}\text{C}$  NMR (100 MHz,  $\text{CDCl}_3$ )  $\delta$  162.3, 161.4 (d,  $J = 250.8$  Hz), 149.1, 142.8 (q,  $J = 3.8$  Hz), 137.7 (q,  $J = 3.6$  Hz), 133.5 (d,  $J = 3.6$  Hz), 132.2, 131.7 (d,  $J = 8.4$  Hz), 129.3 (q,  $J = 34.0$  Hz), 124.4 (d,  $J = 9.6$  Hz), 122.2 (q,  $J = 273.4$  Hz), 120.3 (d,  $J = 24.5$  Hz), 114.8 (d,  $J = 21.1$  Hz), 38.6, 35.5, 31.3.  $^{19}\text{F}$  NMR (376 MHz,  $\text{CDCl}_3$ )  $\delta$  –62.55, –112.79. HRMS:  $[\text{M} + \text{H}]^+$  calcd for  $\text{C}_{16}\text{H}_{13}\text{BrClF}_4\text{N}_2\text{OS}$ : 470.95511; found: 470.95468.

*N-(2-((3-Bromobenzyl)thio)ethyl)-3-chloro-5-(trifluoromethyl)picolinamide (E15)*. Yield 82%; gray solid; mp 89–91 °C.  $^1\text{H}$  NMR (400 MHz,  $\text{CDCl}_3$ )  $\delta$  8.74 (d,  $J = 1.0$  Hz, 1H), 8.07 (d,  $J = 1.4$  Hz, 1H), 8.01 (s, 1H), 7.51 (t,  $J = 1.6$  Hz, 1H), 7.36 (d,  $J = 7.9$  Hz, 1H), 7.26 (t,  $J = 3.8$  Hz, 1H), 7.17 (t,  $J = 7.8$  Hz, 1H), 3.73 (s, 2H), 3.63 (q,  $J = 6.3$  Hz, 2H), 2.71 (t,  $J = 6.5$  Hz, 2H).  $^{13}\text{C}$  NMR (100 MHz,  $\text{CDCl}_3$ )  $\delta$  162.3, 149.1, 142.9 (q,  $J = 3.8$  Hz), 140.4, 137.7 (q,  $J = 3.5$  Hz), 132.2, 131.9, 130.3, 130.1, 129.3 (q,  $J = 33.9$  Hz), 127.5, 122.7, 122.2 (q,  $J = 273.4$  Hz), 38.4, 35.5, 31.1.  $^{19}\text{F}$  NMR (376 MHz,  $\text{CDCl}_3$ )  $\delta$  –62.54. HRMS:  $[\text{M} + \text{H}]^+$  calcd for  $\text{C}_{16}\text{H}_{14}\text{BrClF}_3\text{N}_2\text{OS}$ : 452.96454; found: 452.96402.

*3-Chloro-N-(2-((2,6-difluorobenzyl)thio)ethyl)-5-(trifluoromethyl)picolinamide (E16)*. Yield 72%; white solid; mp 112–113 °C.  $^1\text{H}$  NMR (400 MHz,  $\text{CDCl}_3$ )  $\delta$  8.76–8.70 (m, 1H), 8.07 (dd,  $J = 1.2, 0.6$  Hz, 2H), 7.25–7.16 (m, 1H), 6.93–6.85 (m, 2H), 3.82 (s, 2H), 3.71 (q,  $J = 6.2$  Hz, 2H), 2.80 (t,  $J = 6.4$  Hz, 2H).  $^{13}\text{C}$  NMR (100 MHz,  $\text{CDCl}_3$ )  $\delta$  161.1 (dd,  $J = 248.7, 7.9$  Hz), 162.2, 149.1, 142.9 (q,  $J = 3.8$  Hz), 137.7 (q,  $J = 3.4$  Hz), 132.2, 129.2 (q,  $J = 34.0$  Hz), 128.8 (t,  $J = 10.3$  Hz), 122.2 (q,  $J = 273.4$  Hz), 115.0 (t,  $J = 19.2$  Hz), 111.4 (q,  $J = 12.6$  Hz), 38.3, 31.6, 22.3.  $^{19}\text{F}$  NMR (376 MHz,  $\text{CDCl}_3$ )  $\delta$  –62.52, –115.00. HRMS:  $[\text{M} + \text{H}]^+$  calcd for  $\text{C}_{16}\text{H}_{13}\text{ClF}_5\text{N}_2\text{OS}$ : 411.03518; found: 411.03448.

*3-Chloro-N-(2-((2-methylbenzyl)thio)ethyl)-5-(trifluoromethyl)picolinamide (E17)*. Yield 82%; gray solid; mp 84–85 °C.  $^1\text{H}$  NMR (400 MHz,  $\text{CDCl}_3$ )  $\delta$  8.72 (d,  $J = 1.0$  Hz, 1H), 8.07 (d,  $J = 1.3$  Hz, 1H), 8.02 (s, 1H), 7.25–7.19 (m, 1H), 7.16–7.11 (m, 3H), 3.78 (s, 2H), 3.65 (q,  $J = 6.3$  Hz, 2H), 2.74 (t,  $J = 6.5$  Hz, 2H), 2.41 (s, 3H).  $^{13}\text{C}$  NMR (100 MHz,  $\text{CDCl}_3$ )  $\delta$  162.2, 149.1, 142.9 (q,  $J = 3.9$  Hz),





137.7 (q,  $J = 3.6$  Hz), 136.7, 135.6, 132.2, 130.9, 129.7, 129.2 (d,  $J = 33.9$  Hz), 127.5, 126.0, 122.2 (d,  $J = 273.3$  Hz), 38.6, 34.2, 31.3, 19.2.  $^{19}\text{F}$  NMR (376 MHz,  $\text{CDCl}_3$ )  $\delta -62.50$ . HRMS:  $[\text{M} + \text{H}]^+$  calcd for  $\text{C}_{17}\text{H}_{17}\text{ClF}_3\text{N}_2\text{OS}$ : 389.06967; found: 389.06924.

**3-Chloro-5-(trifluoromethyl)-*N*-(2-((2-trifluoromethyl)benzyl)thio)ethyl)picolinamide (E18).** Yield 60%; yellow solid; mp 77–78 °C.  $^1\text{H}$  NMR (400 MHz,  $\text{CDCl}_3$ )  $\delta$  8.73 (d,  $J = 0.8$  Hz, 1H), 8.08 (dd,  $J = 1.3, 0.5$  Hz, 2H), 7.64 (t,  $J = 8.4$  Hz, 2H), 7.52 (t,  $J = 7.5$  Hz, 1H), 7.35 (t,  $J = 7.6$  Hz, 1H), 3.96 (s, 2H), 3.66 (q,  $J = 6.4$  Hz, 2H), 2.79 (t,  $J = 6.5$  Hz, 2H).  $^{13}\text{C}$  NMR (100 MHz,  $\text{CDCl}_3$ )  $\delta$  162.3, 149.0, 142.9 (q,  $J = 3.8$  Hz), 137.7 (q,  $J = 3.6$  Hz), 136.8 (d,  $J = 1.4$  Hz), 132.2, 132.1, 131.5, 129.3 (q,  $J = 33.9$  Hz), 128.5 (q,  $J = 29.9$  Hz), 127.3, 126.2 (q,  $J = 5.6$  Hz), 124.3 (d,  $J = 274.0$  Hz), 122.2 (d,  $J = 273.5$  Hz), 38.5, 32.5 (d,  $J = 2.0$  Hz), 31.9.  $^{19}\text{F}$  NMR (376 MHz,  $\text{CDCl}_3$ )  $\delta -59.05, -62.53$ . HRMS:  $[\text{M} - \text{H}]^-$  calcd for  $\text{C}_{17}\text{H}_{12}\text{ClF}_6\text{N}_2\text{OS}$ : 441.02704; found: 441.02576.

**3-Chloro-*N*-(2-((2-chlorobenzyl)thio)ethyl)-5-(trifluoromethyl)picolinamide (E19).** Yield 43%; brown solid; mp 77–78 °C.  $^1\text{H}$  NMR (400 MHz,  $\text{CDCl}_3$ )  $\delta$  8.73 (d,  $J = 1.1$  Hz, 1H), 8.07 (d,  $J = 1.3$  Hz, 2H), 7.39 (dd,  $J = 7.3, 1.9$  Hz, 1H), 7.36 (dd,  $J = 7.6, 1.6$  Hz, 1H), 7.25–7.16 (m, 2H), 3.90 (s, 2H), 3.68 (q,  $J = 6.3$  Hz, 2H), 2.76 (t,  $J = 6.5$  Hz, 2H).  $^{13}\text{C}$  NMR (100 MHz,  $\text{CDCl}_3$ )  $\delta$  162.3, 149.1, 142.9 (q,  $J = 3.8$  Hz), 137.7 (q,  $J = 3.6$  Hz), 135.8, 134.0, 132.2, 130.9, 129.9, 129.2 (q,  $J = 34.1$  Hz), 128.7, 127.0, 122.2 (q,  $J = 273.5$  Hz), 38.6, 33.5, 31.3.  $^{19}\text{F}$  NMR (376 MHz,  $\text{CDCl}_3$ )  $\delta -62.51$ . HRMS:  $[\text{M} + \text{H}]^+$  calcd for  $\text{C}_{16}\text{H}_{14}\text{Cl}_2\text{F}_3\text{N}_2\text{OS}$ : 409.01505; found: 409.01443.

***N*-(2-((4-*tert*-Butyl)benzyl)thio)ethyl)-3-chloro-5-(trifluoromethyl)picolinamide (E20).** Yield 84%; gray solid; mp 111–113 °C.  $^1\text{H}$  NMR (400 MHz,  $\text{CDCl}_3$ )  $\delta$  8.74 (d,  $J = 1.1$  Hz, 1H), 8.08 (d,  $J = 1.3$  Hz, 1H), 8.04 (s, 1H), 7.37–7.31 (m, 2H), 7.30–7.18 (m, 2H), 3.75 (s, 2H), 3.64 (q,  $J = 6.3$  Hz, 2H), 2.70 (t,  $J = 6.5$  Hz, 2H), 1.30 (s, 9H).  $^{13}\text{C}$  NMR (100 MHz,  $\text{CDCl}_3$ )  $\delta$  162.3, 150.2, 149.2, 142.9 (q,  $J = 3.8$  Hz), 137.7 (q,  $J = 3.5$  Hz), 134.7, 132.2, 129.2 (q,  $J = 33.9$  Hz), 128.6, 125.6, 122.2 (d,  $J = 273.4$  Hz), 38.3, 35.4, 34.5, 31.3, 30.9.  $^{19}\text{F}$  NMR (376 MHz,  $\text{CDCl}_3$ )  $\delta -62.51$ . HRMS:  $[\text{M} + \text{H}]^+$  calcd for  $\text{C}_{20}\text{H}_{23}\text{ClF}_3\text{N}_2\text{OS}$ : 431.11662; found: 431.11563.

**3-Chloro-*N*-(2-(((6-chloropyridin-3-yl)methyl)thio)ethyl)-5-(trifluoromethyl)picolinamide (E21).** Yield 48%; brown solid; mp 88–89 °C.  $^1\text{H}$  NMR (400 MHz,  $\text{CDCl}_3$ )  $\delta$  8.73 (s, 1H), 8.34 (d,  $J = 2.2$  Hz, 1H), 8.09 (s, 1H), 8.05 (s, 1H), 7.70 (dd,  $J = 8.2, 2.4$  Hz, 1H), 7.29 (d,  $J = 8.2$  Hz, 1H), 3.76 (s, 2H), 3.66 (q,  $J = 6.5$  Hz, 2H), 2.70 (t,  $J = 6.6$  Hz, 2H).  $^{13}\text{C}$  NMR (100 MHz,  $\text{CDCl}_3$ )  $\delta$  162.4, 150.3, 149.7, 148.8, 142.9 (q,  $J = 3.8$  Hz), 139.3, 137.8 (q,  $J = 3.6$  Hz), 132.9, 132.3, 129.4 (q,  $J = 34.0$  Hz), 124.3, 122.1 (q,  $J = 273.4$  Hz), 38.4, 32.3, 31.0.  $^{19}\text{F}$  NMR (376 MHz,  $\text{CDCl}_3$ )  $\delta -62.52$ . HRMS:  $[\text{M} - \text{H}]^-$  calcd for  $\text{C}_{15}\text{H}_{11}\text{Cl}_2\text{F}_3\text{N}_3\text{OS}$ : 407.99465; found: 407.99591.

**3-Chloro-*N*-(2-((4-cyanobenzyl)thio)ethyl)-5-(trifluoromethyl)picolinamide (E22).** Yield 83%; gray solid; mp 87–89 °C.  $^1\text{H}$  NMR (400 MHz,  $\text{CDCl}_3$ )  $\delta$  8.73 (d,  $J = 1.0$  Hz, 1H), 8.12–8.07 (m, 1H), 8.03 (s, 1H), 7.61 (d,  $J = 8.1$  Hz, 2H), 7.47 (d,  $J = 8.2$  Hz, 2H), 3.81 (s, 2H), 3.64 (q,  $J = 6.5$  Hz, 2H), 2.68 (t,  $J = 6.7$  Hz, 2H).  $^{13}\text{C}$  NMR (100 MHz,  $\text{CDCl}_3$ )  $\delta$  162.3, 148.9, 143.7, 142.9 (q,  $J = 3.8$  Hz), 137.8 (q,  $J = 3.6$  Hz), 132.4, 132.3, 129.7, 129.4 (q,  $J = 33.3$  Hz), 122.1 (d,  $J = 273.4$  Hz), 118.7, 111.1, 38.4, 35.6, 31.0.  $^{19}\text{F}$  NMR

(376 MHz,  $\text{CDCl}_3$ )  $\delta -62.51$ . HRMS:  $[\text{M} - \text{H}]^-$  calcd for  $\text{C}_{17}\text{H}_{12}\text{ClF}_3\text{N}_3\text{OS}$ : 398.03362; found: 398.03470.

**3-Chloro-*N*-(2-(((3,5-difluorobenzyl)thio)ethyl)-5-(trifluoromethyl)picolinamide (E23).** Yield 83%; white solid; mp 94–95 °C.  $^1\text{H}$  NMR (400 MHz,  $\text{CDCl}_3$ )  $\delta$  8.74 (d,  $J = 1.1$  Hz, 1H), 8.13–8.07 (m, 1H), 8.03 (s, 1H), 6.99–6.82 (m, 2H), 6.68 (tt,  $J = 8.9, 2.3$  Hz, 1H), 3.74 (s, 2H), 3.64 (q,  $J = 6.4$  Hz, 2H), 2.72 (t,  $J = 6.5$  Hz, 2H).  $^{13}\text{C}$  NMR (100 MHz,  $\text{CDCl}_3$ )  $\delta$  163.0 (dd,  $J = 249.0, 12.8$  Hz), 162.3, 148.9, 142.9 (q,  $J = 3.8$  Hz), 142.1 (t,  $J = 9.0$  Hz), 137.8 (q,  $J = 3.6$  Hz), 132.3, 129.3 (q,  $J = 33.9$  Hz), 122.2 (q,  $J = 273.5$  Hz), 111.8 (q,  $J = 11.7$  Hz), 102.8 (t,  $J = 25.3$  Hz), 38.3, 35.5, 31.1.  $^{19}\text{F}$  NMR (376 MHz,  $\text{CDCl}_3$ )  $\delta -62.53, -109.51$ . HRMS:  $[\text{M} - \text{H}]^-$  calcd for  $\text{C}_{16}\text{H}_{11}\text{ClF}_5\text{N}_2\text{OS}$ : 409.01953; found: 409.02075.

**3-Chloro-*N*-(2-(((3-methyl-4-(trifluoromethoxy)pyridin-2-yl)methyl)thio)ethyl)-5-(trifluoromethyl)picolinamide (E24).** Yield 77%; gray solid; mp 124–125 °C.  $^1\text{H}$  NMR (400 MHz,  $\text{CDCl}_3$ )  $\delta$  8.72 (s, 1H), 8.40 (s, 1H), 8.27 (d,  $J = 5.7$  Hz, 1H), 8.06 (d,  $J = 1.1$  Hz, 1H), 6.63 (d,  $J = 5.7$  Hz, 1H), 4.39 (q,  $J = 7.9$  Hz, 2H), 3.93 (s, 2H), 3.70 (dd,  $J = 12.4, 6.0$  Hz, 2H), 2.82 (t,  $J = 6.3$  Hz, 2H), 2.29 (s, 3H).  $^{13}\text{C}$  NMR (100 MHz,  $\text{CDCl}_3$ )  $\delta$  162.5, 161.8, 158.1, 149.8, 147.5, 142.9 (q,  $J = 3.8$  Hz), 137.4 (q,  $J = 3.7$  Hz), 131.9, 129.0 (q,  $J = 33.8$  Hz), 123.0 (q,  $J = 277.8$  Hz), 122.2 (q,  $J = 273.3$  Hz), 121.1, 105.4, 65.4 (q,  $J = 36.3$  Hz), 39.2, 35.4, 31.1, 10.6.  $^{19}\text{F}$  NMR (376 MHz,  $\text{CDCl}_3$ )  $\delta -62.53, -73.85$ . HRMS:  $[\text{M} + \text{H}]^+$  calcd for  $\text{C}_{18}\text{H}_{17}\text{ClF}_6\text{N}_3\text{O}_2\text{S}$ : 488.06287; found: 488.06143.

**3-Chloro-*N*-(2-(((3,4,4-trifluorobut-3-en-1-yl)thio)ethyl)-5-(trifluoromethyl)picolinamide (E25).** Yield 84%; brown solid; mp 69–70 °C.  $^1\text{H}$  NMR (400 MHz,  $\text{CDCl}_3$ )  $\delta$  8.74 (d,  $J = 1.0$  Hz, 1H), 8.11 (s, 1H), 8.08 (d,  $J = 1.4$  Hz, 1H), 3.68 (q,  $J = 6.5$  Hz, 2H), 2.83 (t,  $J = 5.4$  Hz, 2H), 2.79 (t,  $J = 6.0$  Hz, 2H), 2.60 (dddd,  $J = 11.1, 7.1, 5.3, 3.2$  Hz, 2H).  $^{13}\text{C}$  NMR (100 MHz,  $\text{CDCl}_3$ )  $\delta$  162.3, 153.6 (ddd,  $J = 287.1, 273.3, 46.3$  Hz), 148.9, 142.9 (q,  $J = 3.8$  Hz), 137.7 (q,  $J = 3.6$  Hz), 132.2, 129.3 (q,  $J = 34.0$  Hz), 127.2 (ddd,  $J = 69.7, 56.0, 16.2$  Hz), 122.2 (q,  $J = 273.4$  Hz), 38.7, 31.6, 27.6, 26.4 (dd,  $J = 21.9, 2.6$  Hz).  $^{19}\text{F}$  NMR (376 MHz,  $\text{CDCl}_3$ )  $\delta -62.55, -103.74$  (dd,  $J = 85.2, 32.5$  Hz),  $-123.06$  (dd,  $J = 114.4, 85.2$  Hz),  $-175.59$  (dd,  $J = 114.2, 32.4$  Hz). HRMS:  $[\text{M} + \text{H}]^+$  calcd for  $\text{C}_{12}\text{H}_8\text{ClF}_4\text{N}_2\text{OS}$ : 393.04372; found: 393.04463.

**3-Chloro-*N*-(2-((2,5-difluorobenzyl)thio)ethyl)-5-(trifluoromethyl)picolinamide (E26).** Yield 62%; white solid; mp 111–112 °C.  $^1\text{H}$  NMR (400 MHz,  $\text{CDCl}_3$ )  $\delta$  8.74 (d,  $J = 1.1$  Hz, 1H), 8.08 (d,  $J = 1.3$  Hz, 1H), 7.12 (ddd,  $J = 8.8, 5.8, 3.1$  Hz, 1H), 7.00 (td,  $J = 9.0, 4.5$  Hz, 1H), 6.94–6.86 (m, 1H), 3.77 (s, 2H), 3.67 (q,  $J = 6.3$  Hz, 2H), 2.76 (t,  $J = 6.5$  Hz, 2H).  $^{13}\text{C}$  NMR (100 MHz,  $\text{CDCl}_3$ )  $\delta$  162.3, 158.6 (dd,  $J = 242.8, 2.4$  Hz), 156.8 (dd,  $J = 242.2, 2.5$  Hz), 149.0, 142.9 (q,  $J = 3.8$  Hz), 137.7 (q,  $J = 3.6$  Hz), 132.2, 129.3 (q,  $J = 34.0$  Hz), 127.1 (dd,  $J = 17.4, 7.6$  Hz), 122.2 (q,  $J = 273.3$  Hz), 117.2 (dd,  $J = 24.4, 4.1$  Hz), 116.6 (dd,  $J = 24.9, 8.7$  Hz), 115.4 (dd,  $J = 22.8, 7.3$  Hz), 38.3, 31.3, 28.6.  $^{19}\text{F}$  NMR (376 MHz,  $\text{CDCl}_3$ )  $\delta -62.53, -118.44$  (d,  $J = 17.8$  Hz),  $-124.24$  (d,  $J = 17.8$  Hz). HRMS:  $[\text{M} - \text{H}]^-$  calcd for  $\text{C}_{16}\text{H}_{11}\text{ClF}_5\text{N}_2\text{OS}$ : 409.01953; found: 409.02078.

**4.2.3 The synthesis of sulfone-containing compounds F1–F10.** Taking **F1** as an example, to a mixture of 3-chloro-*N*-(2-((4-fluorobenzyl)thio)ethyl)-5-(trifluoromethyl)picolinamide (**E1**, 1.27 mmol) and 20 mL EtOH stirred at room temperature,  $\text{H}_2\text{O}_2$  (53.46 mmol) and ammonium molybdate (0.089 mmol) were





added. The resulting solution was stirred at 100 °C and monitored by TLC. After about 7–8 h, the reaction could be completed. The solvent was removed under reduced pressure to provide crude product, which was purified by silica gel (200–300 mesh) column chromatography with ethyl acetate/petroleum ether (1 : 3) to obtain pure sulfone-containing compound **F1**. The sulfone-containing compounds **F2–F10** could be also synthesized with similar method. The data of **F1–F10** are listed below, and the spectra are shown in ESI data.†

**3-Chloro-N-(2-((4-fluorobenzyl)sulfonyl)ethyl)-5-(trifluoromethyl)picolinamide (F1)**. Yield 41%; white solid; mp 132–133 °C. <sup>1</sup>H NMR (400 MHz, CDCl<sub>3</sub>) δ 8.72 (d, *J* = 1.1 Hz, 1H, pyridine-H), 8.40 (t, *J* = 5.3 Hz, 1H, –CO–NH–), 8.07 (d, *J* = 1.4 Hz, 1H, pyridine-H), 7.33–7.23 (m, 2H, Ar-H), 7.15–7.00 (m, 2H, Ar-H), 4.03 (q, *J* = 13.2 Hz, 2H, –CH<sub>2</sub>–), 3.96 (dd, *J* = 12.1, 6.1 Hz, 2H, –CH<sub>2</sub>–), 3.11–2.77 (m, 2H, –CH<sub>2</sub>–). <sup>13</sup>C NMR (100 MHz, CDCl<sub>3</sub>) δ 162.9 (d, *J* = 248.2 Hz), 162.8, 148.7, 143.0 (q, *J* = 3.8 Hz), 137.6 (q, *J* = 3.6 Hz), 132.1, 131.9 (d, *J* = 8.3 Hz), 129.4 (q, *J* = 34.1 Hz), 125.2 (d, *J* = 3.3 Hz), 122.1 (q, *J* = 273.3 Hz), 116.1 (d, *J* = 21.7 Hz), 57.4, 49.5, 34.4. <sup>19</sup>F NMR (376 MHz, CDCl<sub>3</sub>) δ –62.57, –112.80. HRMS: calculated for C<sub>16</sub>H<sub>14</sub>O<sub>3</sub>N<sub>2</sub>ClF<sub>4</sub>S [M + H]<sup>+</sup>: 435.03443; found: 425.03378.

**3-Chloro-N-(2-((2-fluoro-5-(trifluoromethyl)benzyl)sulfonyl)ethyl)-5-(trifluoromethyl)picolinamide (F2)**. Yield 50%; white solid; mp 150–151 °C. <sup>1</sup>H NMR (400 MHz, CDCl<sub>3</sub>) δ 8.73 (d, *J* = 0.9 Hz, 1H, pyridine-H), 8.37 (s, 1H, –CO–NH–), 8.07 (d, *J* = 1.4 Hz, 1H, pyridine-H), 7.71–7.60 (m, 2H, Ar-H), 7.26 (dd, *J* = 11.5, 6.1 Hz, 1H, Ar-H), 4.14 (dd, *J* = 38.7, 13.2 Hz, 2H, –CH<sub>2</sub>–), 3.99 (q, *J* = 6.1 Hz, 2H, –CH<sub>2</sub>–), 3.33–2.55 (m, 2H, –CH<sub>2</sub>–). <sup>13</sup>C NMR (100 MHz, CDCl<sub>3</sub>) δ 162.8, 162.8 (d, *J* = 253.8 Hz), 148.6, 143.0 (q, *J* = 3.8 Hz), 137.7 (q, *J* = 3.6 Hz), 132.2, 129.9 (q, *J* = 8.0 Hz), 129.4 (q, *J* = 34.1 Hz), 128.0 (d, *J* = 9.4 Hz), 127.4 (q, *J* = 33.4 Hz), 123.4 (q, *J* = 272.2 Hz), 122.1 (d, *J* = 273.5 Hz), 118.3 (d, *J* = 16.4 Hz), 116.5 (d, *J* = 23.2 Hz), 50.8, 50.3, 34.3. <sup>19</sup>F NMR (376 MHz, CDCl<sub>3</sub>) δ –62.03, –62.60, –110.62. HRMS: calculated for C<sub>16</sub>H<sub>14</sub>O<sub>3</sub>N<sub>2</sub>ClF<sub>4</sub>S [M + H]<sup>+</sup>: 477.02690; found: 477.02563.

**N-(2-((4-Bromo-2-fluorobenzyl)sulfonyl)ethyl)-3-chloro-5-(trifluoromethyl)picolinamide (F3)**. Yield 47%; yellow solid; mp 124–125 °C. <sup>1</sup>H NMR (400 MHz, CDCl<sub>3</sub>) δ 8.72 (d, *J* = 1.0 Hz, 1H, pyridine-H), 8.38 (t, *J* = 5.2 Hz, 1H, –CO–NH–), 8.07 (d, *J* = 1.2 Hz, 1H, pyridine-H), 7.32 (d, *J* = 8.8 Hz, 2H, Ar-H), 7.25 (dd, *J* = 14.0, 6.0 Hz, 1H, Ar-H), 4.06 (dd, *J* = 36.8, 13.4 Hz, 2H, –CH<sub>2</sub>–), 3.96 (dt, *J* = 7.1, 3.4 Hz, 2H, –CH<sub>2</sub>–), 3.15–2.79 (m, 2H, –CH<sub>2</sub>–). <sup>13</sup>C NMR (100 MHz, CDCl<sub>3</sub>) δ 162.8, 160.7 (d, *J* = 252.3 Hz), 148.7, 143.0 (q, *J* = 3.8 Hz), 137.6 (q, *J* = 3.5 Hz), 133.4 (d, *J* = 3.9 Hz), 132.1, 129.4 (q, *J* = 34.1 Hz), 128.1 (d, *J* = 3.7 Hz), 123.2, 122.1 (q, *J* = 273.5 Hz), 119.5 (d, *J* = 24.9 Hz), 116.0 (d, *J* = 15.3 Hz), 50.6, 50.0, 34.4. <sup>19</sup>F NMR (376 MHz, CDCl<sub>3</sub>) δ –62.57, –113.50. HRMS: calculated for C<sub>16</sub>H<sub>13</sub>O<sub>3</sub>N<sub>2</sub>BrClF<sub>4</sub>S [M + H]<sup>+</sup>: 502.94494; found: 502.94443.

**N-(2-((2-Bromo-5-fluorobenzyl)sulfonyl)ethyl)-3-chloro-5-(trifluoromethyl)picolinamide (F4)**. Yield 44%; white solid; mp 146–147 °C. <sup>1</sup>H NMR (400 MHz, CDCl<sub>3</sub>) δ 8.73 (d, *J* = 1.1 Hz, 1H, pyridine-H), 8.41 (t, *J* = 5.3 Hz, 1H, –CO–NH–), 8.07 (d, *J* = 1.3 Hz, 1H, pyridine-H), 7.58 (dd, *J* = 8.8, 5.2 Hz, 1H, Ar-H), 7.17 (dd, *J* = 8.7, 3.0 Hz, 1H, Ar-H), 6.97 (ddd, *J* = 8.8, 7.9, 3.0 Hz, 1H, Ar-H), 4.22 (dd, *J* = 48.0, 13.0 Hz, 2H, –CH<sub>2</sub>–), 4.05–3.95 (m, 2H,

–CH<sub>2</sub>–), 3.25–2.90 (m, 2H, –CH<sub>2</sub>–). <sup>13</sup>C NMR (100 MHz, CDCl<sub>3</sub>) δ 162.8, 161.7 (d, *J* = 249.1 Hz), 148.8, 143.1 (q, *J* = 3.8 Hz), 137.6 (q, *J* = 3.6 Hz), 134.5 (d, *J* = 8.1 Hz), 132.1, 131.8 (d, *J* = 8.0 Hz), 129.4 (q, *J* = 34.0 Hz), 122.1 (q, *J* = 273.4 Hz), 119.5 (d, *J* = 23.5 Hz), 119.2 (d, *J* = 3.5 Hz), 117.6 (d, *J* = 22.4 Hz), 58.3, 50.1, 34.5. <sup>19</sup>F NMR (376 MHz, CDCl<sub>3</sub>) δ –62.57, –113.05. HRMS: calculated for C<sub>16</sub>H<sub>13</sub>O<sub>3</sub>N<sub>2</sub>BrClF<sub>4</sub>S [M + H]<sup>+</sup>: 502.94494; found: 502.94223.

**3-Chloro-N-(2-((3-fluorobenzyl)sulfonyl)ethyl)-5-(trifluoromethyl)picolinamide (F5)**. Yield 50%; yellow solid; mp 97–98 °C. <sup>1</sup>H NMR (400 MHz, CDCl<sub>3</sub>) δ 8.73 (d, *J* = 1.1 Hz, 1H, pyridine-H), 8.41 (t, *J* = 5.3 Hz, 1H, –CO–NH–), 8.07 (d, *J* = 1.3 Hz, 1H, pyridine-H), 7.41–7.30 (m, 1H, Ar-H), 7.16–6.94 (m, 3H, Ar-H), 4.10–4.00 (m, 2H, –CH<sub>2</sub>–), 4.00–3.93 (m, 2H, –CH<sub>2</sub>–), 3.13–2.79 (m, 2H, –CH<sub>2</sub>–). <sup>13</sup>C NMR (100 MHz, CDCl<sub>3</sub>) δ 162.9 (d, *J* = 247.8 Hz), 162.8, 148.8, 143.1 (q, *J* = 3.8 Hz), 137.6 (q, *J* = 3.6 Hz), 132.1, 131.7 (d, *J* = 7.7 Hz), 130.6 (d, *J* = 8.3 Hz), 129.4 (q, *J* = 34.0 Hz), 125.9 (d, *J* = 3.0 Hz), 122.1 (q, *J* = 273.4 Hz), 117.1 (d, *J* = 22.0 Hz), 115.7 (d, *J* = 21.0 Hz), 57.8, 49.7, 34.4. <sup>19</sup>F NMR (376 MHz, CDCl<sub>3</sub>) δ –62.57, –111.70. HRMS: calculated for C<sub>16</sub>H<sub>14</sub>O<sub>3</sub>N<sub>2</sub>ClF<sub>4</sub>S [M + H]<sup>+</sup>: 425.03443; found: 425.03293.

**3-Chloro-N-(2-((2,3-dichlorobenzyl)sulfonyl)ethyl)-5-(trifluoromethyl)picolinamide (F6)**. Yield 44%; faint yellow solid; mp 161–162 °C. <sup>1</sup>H NMR (400 MHz, CDCl<sub>3</sub>) δ 8.73 (d, *J* = 1.1 Hz, 1H, pyridine-H), 8.41 (t, *J* = 5.5 Hz, 1H, –CO–NH–), 8.07 (d, *J* = 1.3 Hz, 1H, pyridine-H), 7.48 (dd, *J* = 8.0, 1.6 Hz, 1H, Ar-H), 7.32 (dd, *J* = 7.7, 1.6 Hz, 1H, Ar-H), 7.23 (t, *J* = 7.8 Hz, 1H, Ar-H), 4.27 (dd, *J* = 39.0, 12.9 Hz, 2H, –CH<sub>2</sub>–), 4.01 (dd, *J* = 12.1, 6.1 Hz, 2H, –CH<sub>2</sub>–), 3.23–2.89 (m, 2H, –CH<sub>2</sub>–). <sup>13</sup>C NMR (100 MHz, CDCl<sub>3</sub>) δ 162.8, 148.7, 143.1 (q, *J* = 3.8 Hz), 137.6 (q, *J* = 3.6 Hz), 134.0, 133.0, 132.1, 130.9, 130.6, 130.3, 129.4 (q, *J* = 34.0 Hz), 127.7, 122.1 (q, *J* = 273.5 Hz), 57.0, 50.2, 34.4. <sup>19</sup>F NMR (376 MHz, CDCl<sub>3</sub>) δ –62.56. HRMS: calculated for C<sub>16</sub>H<sub>13</sub>O<sub>3</sub>N<sub>2</sub>Cl<sub>3</sub>F<sub>4</sub>S [M + H]<sup>+</sup>: 474.96591; found: 474.96579.

**3-Chloro-N-(2-((3-chloro-2-fluorobenzyl)sulfonyl)ethyl)-5-(trifluoromethyl)picolinamide (F7)**. Yield 40%; pale yellow solid; mp 145–146 °C. <sup>1</sup>H NMR (400 MHz, CDCl<sub>3</sub>) δ 8.73 (d, *J* = 1.1 Hz, 1H), 8.39 (t, *J* = 5.5 Hz, 1H), 8.07 (d, *J* = 1.3 Hz, 1H), 7.45–7.36 (m, 1H), 7.30–7.24 (m, 1H), 7.12 (td, *J* = 7.9, 1.0 Hz, 1H), 4.13 (ddd, *J* = 30.9, 13.2, 1.1 Hz, 2H), 4.02–3.94 (m, 2H), 3.19–2.83 (m, 2H). <sup>19</sup>F NMR (376 MHz, CDCl<sub>3</sub>) δ –62.56, –117.99. <sup>13</sup>C NMR (100 MHz, CDCl<sub>3</sub>) δ 162.8, 156.5 (d, *J* = 249.8 Hz), 148.7, 143.0 (q, *J* = 3.9 Hz), 137.6 (q, *J* = 3.5 Hz), 132.1, 131.2, 130.6 (d, *J* = 2.7 Hz), 129.4 (q, *J* = 34.0 Hz), 125.1 (d, *J* = 4.8 Hz), 122.1 (q, *J* = 273.4 Hz), 121.7 (d, *J* = 17.9 Hz), 118.7 (d, *J* = 15.2 Hz), 51.2, 50.1, 34.4. HRMS: calculated for C<sub>16</sub>H<sub>13</sub>O<sub>3</sub>N<sub>2</sub>Cl<sub>2</sub>F<sub>4</sub>S [M + H]<sup>+</sup>: 458.99546; found: 458.99557.

**3-Chloro-N-(2-((3,4-difluorobenzyl)sulfonyl)ethyl)-5-(trifluoromethyl)picolinamide (F8)**. Yield 84%; white solid; mp 163–164 °C. <sup>1</sup>H NMR (400 MHz, CDCl<sub>3</sub>) δ 8.74 (d, *J* = 1.1 Hz, 1H, pyridine-H), 8.32 (t, *J* = 5.5 Hz, 1H, –CO–NH–), 8.09 (d, *J* = 1.3 Hz, 1H, pyridine-H), 7.35–7.27 (m, 1H, Ar-H), 7.25–7.11 (m, 2H, Ar-H), 4.26 (s, 2H, –CH<sub>2</sub>–), 3.96 (dd, *J* = 12.2, 6.2 Hz, 2H, –CH<sub>2</sub>–), 3.44–3.07 (m, 2H, –CH<sub>2</sub>–). <sup>13</sup>C NMR (100 MHz, CDCl<sub>3</sub>) δ 162.6, 151.1 (dd, *J* = 248.7, 9.4 Hz), 150.5 (dd, *J* = 257.0, 19.3 Hz), 148.2, 143.1 (q, *J* = 3.8 Hz), 137.8 (q, *J* = 3.5 Hz), 132.3, 129.6 (q, *J* = 34.1 Hz), 127.1 (dd, *J* = 6.6, 3.8 Hz), 124.0 (dd, *J* =



6.1, 4.1 Hz), 122.1 (d,  $J = 273.5$  Hz), 120.0 (d,  $J = 18.0$  Hz), 118.1 (d,  $J = 17.5$  Hz), 59.4, 50.8, 33.1.  $^{19}\text{F}$  NMR (376 MHz,  $\text{CDCl}_3$ )  $\delta$  -62.59, -135.47 (d,  $^3J_{\text{F-F}} = 21.2$  Hz), -135.85 (d,  $^3J_{\text{F-F}} = 21.2$  Hz). HRMS: calculated for  $\text{C}_{16}\text{H}_{13}\text{O}_3\text{N}_3\text{ClF}_5\text{S}$   $[\text{M} + \text{H}]^+$ : 443.02501; found: 443.02417.

*N*-(2-(Benzylsulfonyl)ethyl)-3-chloro-5-(trifluoromethyl)picolinamide (**F9**). Yield 39%; soil white solid; mp 137–138 °C.  $^1\text{H}$  NMR (400 MHz,  $\text{CDCl}_3$ )  $\delta$  8.72 (d,  $J = 1.1$  Hz, 1H, pyridine-H), 8.41 (t,  $J = 4.8$  Hz, 1H, -CO-NH-), 8.06 (d,  $J = 1.3$  Hz, 1H, pyridine-H), 7.41–7.33 (m, 3H, Ar-H), 7.30 (dt,  $J = 5.3, 4.3$  Hz, 2H, Ar-H), 4.13–4.03 (m, 2H, -CH<sub>2</sub>-), 3.96 (hd,  $J = 9.2, 6.1$  Hz, 2H, -CH<sub>2</sub>-), 3.08–2.76 (m, 2H, -CH<sub>2</sub>-).  $^{13}\text{C}$  NMR (100 MHz,  $\text{CDCl}_3$ )  $\delta$  162.7, 148.9, 143.1 (q,  $J = 3.8$  Hz), 137.6 (q,  $J = 3.6$  Hz), 132.1, 130.1, 129.4 (q,  $J = 23.9$  Hz), 129.3, 129.1, 128.6, 122.1 (q,  $J = 273.4$  Hz), 58.5, 49.3, 34.4.  $^{19}\text{F}$  NMR (376 MHz,  $\text{CDCl}_3$ )  $\delta$  -62.56. HRMS: calculated for  $\text{C}_{16}\text{H}_{15}\text{O}_3\text{N}_2\text{ClF}_3\text{S}$   $[\text{M} + \text{H}]^+$ : 407.04385; found: 407.04343.

3-Chloro-*N*-(2-(((3,4-dimethoxy)pyridin-2-yl)methyl)sulfonyl)ethyl)-5-(trifluoromethyl)picolinamide (**F10**). Yield 35%; pale yellow solid; mp 113–114 °C.  $^1\text{H}$  NMR (400 MHz,  $\text{CDCl}_3$ )  $\delta$  8.72 (d,  $J = 1.0$  Hz, 1H, pyridine-H), 8.63 (t,  $J = 5.2$  Hz, 1H, -CO-NH-), 8.21 (d,  $J = 5.5$  Hz, 1H, pyridine-H), 8.05 (d,  $J = 1.3$  Hz, 1H, pyridine-H), 6.82 (d,  $J = 5.5$  Hz, 1H, pyridine-H), 4.37 (dd,  $J = 63.7, 12.4$  Hz, 2H, -CH<sub>2</sub>-), 4.03 (dt,  $J = 8.4, 3.9$  Hz, 2H, -CH<sub>2</sub>-), 3.92 (d,  $J = 3.4$  Hz, 6H, -CH<sub>3</sub>), 3.28–3.04 (m, 2H, -CH<sub>2</sub>-).  $^{13}\text{C}$  NMR (100 MHz,  $\text{CDCl}_3$ )  $\delta$  162.69, 158.83, 149.33, 146.07, 145.09, 144.29, 143.01 (q,  $J = 3.8$  Hz), 137.40 (q,  $J = 3.5$  Hz), 131.90, 129.13 (q,  $J = 34.0$  Hz), 122.16 (q,  $J = 273.4$  Hz), 107.74, 61.50, 55.79, 54.66, 49.85, 34.33.  $^{19}\text{F}$  NMR (376 MHz,  $\text{CDCl}_3$ )  $\delta$  -62.56. HRMS: calculated for  $\text{C}_{17}\text{H}_{18}\text{O}_5\text{N}_3\text{ClF}_3\text{S}$   $[\text{M} + \text{H}]^+$ : 468.06023; found: 468.06030.

**4.2.4 The synthesis of sulfoxide-containing compounds G1–G16.** According to the reported method,<sup>14</sup> sulfoxide-containing compounds **G1–G16** were also synthesized *via* the oxidation of thioether-containing compounds **E11–E26**. For **G1** as an example, compound **E11** (1.27 mmol) were treated with a mixture of  $\text{H}_2\text{O}_2$  (26.73 mmol) and  $\text{Na}_2\text{WO}_4 \cdot 2\text{H}_2\text{O}$  (0.089 mmol). The resulting mixture was stirred at room temperature for about 24 h. After the completion of the reaction, solvent was removed under reduced pressure to provide crude product, which was purified by silica gel (200–300 mesh) column chromatography with ethyl acetate/petroleum ether (1 : 3). Other sulfoxide-containing compounds **G2–G16** could be also synthesized with the similar method. The confirming data are listed below, and the spectra are listed in ESI data.†

3-Chloro-5-(trifluoromethyl)-*N*-(2-((4-(trifluoromethyl)benzyl)sulfinyl)ethyl)picolinamide (**G1**). Yield 54%; white solid; mp 184–185 °C.  $^1\text{H}$  NMR (400 MHz,  $\text{CDCl}_3$ )  $\delta$  8.72 (s, 1H, pyridine-H), 8.37 (br, 1H, -CO-NH-), 8.07 (s, 1H, pyridine-H), 7.65 (d,  $J = 8.0$  Hz, 2H, Ar-H), 7.45 (d,  $J = 7.9$  Hz, 2H, Ar-H), 4.10 (dd,  $J = 37.2, 13.0$  Hz, 2H, -CH<sub>2</sub>-), 3.96 (dt,  $J = 10.8, 5.6$  Hz, 2H, -CH<sub>2</sub>-), 3.0 (dtd,  $J = 18.8, 12.8, 5.9$  Hz, 2H, -CH<sub>2</sub>-).  $^{13}\text{C}$  NMR (100 MHz,  $\text{CDCl}_3$ )  $\delta$  162.83, 148.61, 143.03 (q,  $J = 3.8$  Hz), 137.7 (q,  $J = 3.6$  Hz), 133.5, 132.2, 130.8 (q,  $J = 32.7$  Hz), 130.6, 129.5 (q,  $J = 34.0$  Hz), 126.0 (q,  $J = 3.7$  Hz), 123.9 (q,  $J = 272.3$  Hz), 122.1 (q,  $J = 273.5$  Hz), 57.6, 50.0, 34.4.  $^{19}\text{F}$  NMR (376 MHz,  $\text{CDCl}_3$ )  $\delta$  -62.59,

-62.76. HRMS: calculated for  $\text{C}_{17}\text{H}_{14}\text{O}_2\text{N}_2\text{ClF}_6\text{S}$   $[\text{M} + \text{H}]^+$ : 459.03632; found: 459.03659.

3-Chloro-*N*-(2-((2-chloro-4-fluorobenzyl)sulfinyl)ethyl)-5-(trifluoromethyl)picolinamide (**G2**). Yield 60%; soil white solid; mp 165–166 °C.  $^1\text{H}$  NMR (400 MHz,  $\text{CDCl}_3$ )  $\delta$  8.73 (d,  $J = 1.1$  Hz, 1H, pyridine-H), 8.38 (t,  $J = 5.2$  Hz, 1H, -CO-NH-), 8.12–8.02 (m, 1H, pyridine-H), 7.46–7.37 (m, 1H, Ar-H), 7.32–7.23 (m, 1H, Ar-H), 7.12 (td,  $J = 8.0, 0.8$  Hz, 1H, Ar-H), 4.14 (dt,  $J = 29.9, 7.1$  Hz, 2H, -CH<sub>2</sub>-), 3.99 (q,  $J = 6.1$  Hz, 2H, -CH<sub>2</sub>-), 2.98 (ddt,  $J = 13.2, 11.1, 6.1$  Hz, 2H, -CH<sub>2</sub>-).  $^{13}\text{C}$  NMR (100 MHz,  $\text{CDCl}_3$ )  $\delta$  162.8, 156.5 (d,  $J = 249.8$  Hz), 148.7, 143.0 (q,  $J = 3.8$  Hz), 137.6 (q,  $J = 3.5$  Hz), 132.1, 131.2, 130.6 (d,  $J = 2.8$  Hz), 129.4 (q,  $J = 34.1$  Hz), 125.0 (d,  $J = 4.8$  Hz), 122.1 (q,  $J = 273.5$  Hz), 121.8 (d,  $J = 18.0$  Hz), 118.7 (d,  $J = 15.2$  Hz), 51.3, 50.2, 34.4.  $^{19}\text{F}$  NMR (376 MHz,  $\text{CDCl}_3$ )  $\delta$  -62.58, -117.98. HRMS: calculated for  $\text{C}_{16}\text{H}_{13}\text{O}_2\text{N}_2\text{Cl}_2\text{F}_4\text{S}$   $[\text{M} + \text{H}]^+$ : 443.00054; found: 442.99860.

3-Chloro-*N*-(2-((4-isopropylbenzyl)sulfinyl)ethyl)-5-(trifluoromethyl)picolinamide (**G3**). Yield 45%; faint yellow solid; mp 180–181 °C.  $^1\text{H}$  NMR (400 MHz,  $\text{CDCl}_3$ )  $\delta$  8.73 (d,  $J = 1.1$  Hz, 1H, pyridine-H), 8.44 (t,  $J = 5.4$  Hz, 1H, -CO-NH-), 8.06 (d,  $J = 1.4$  Hz, 1H, pyridine-H), 7.26–7.19 (m, 4H, Ar-H), 4.05 (q,  $J = 13.0$  Hz, 2H, -CH<sub>2</sub>-), 4.00–3.92 (m, 2H, -CH<sub>2</sub>-), 3.02 (ddd,  $J = 13.1, 7.4, 5.5$  Hz, 1H, -CH-), 2.93–2.78 (m, 2H, -CH<sub>2</sub>-), 1.24 (d,  $J = 6.9$  Hz, 6H, -CH<sub>3</sub>).  $^{13}\text{C}$  NMR (100 MHz,  $\text{CDCl}_3$ )  $\delta$  162.7, 149.5, 149.0, 143.1 (q,  $J = 3.8$  Hz), 137.6 (q,  $J = 3.6$  Hz), 132.0, 130.1, 129.3 (q,  $J = 34.0$  Hz), 127.2, 126.4, 122.1 (q,  $J = 273.5$  Hz), 58.2, 49.2, 34.5, 33.9, 23.9.  $^{19}\text{F}$  NMR (376 MHz,  $\text{CDCl}_3$ )  $\delta$  -62.56. HRMS: calculated for  $\text{C}_{19}\text{H}_{21}\text{O}_2\text{N}_2\text{ClF}_3\text{S}$   $[\text{M} + \text{H}]^+$ : 433.09589; found: 433.09573.

*N*-(2-((2-Bromo-4-fluorobenzyl)sulfinyl)ethyl)-3-chloro-5-(trifluoromethyl)picolinamide (**G4**). Yield 38%; faint yellow solid; mp 184–185 °C.  $^1\text{H}$  NMR (400 MHz,  $\text{CDCl}_3$ )  $\delta$  8.73 (d,  $J = 1.1$  Hz, 1H, pyridine-H), 8.38 (t,  $J = 5.1$  Hz, 1H, -CO-NH-), 8.07 (d,  $J = 1.4$  Hz, 1H, pyridine-H), 7.39 (ddd,  $J = 8.1, 7.5, 4.2$  Hz, 2H, Ar-H), 7.11–6.99 (m, 1H, Ar-H), 4.22 (dd,  $J = 46.5, 13.1$  Hz, 2H, -CH<sub>2</sub>-), 4.01 (ddd,  $J = 8.0, 5.5, 1.4$  Hz, 2H, -CH<sub>2</sub>-), 3.25–2.84 (m, 2H, -CH<sub>2</sub>-).  $^{13}\text{C}$  NMR (100 MHz,  $\text{CDCl}_3$ )  $\delta$  162.8, 162.4 (d,  $J = 253.3$  Hz), 148.8, 143.1 (q,  $J = 3.9$  Hz), 137.62 (q,  $J = 3.6$  Hz), 133.5 (d,  $J = 8.6$  Hz), 132.1, 129.4 (q,  $J = 34.1$  Hz), 125.8 (d,  $J = 3.7$  Hz), 125.2 (d,  $J = 9.7$  Hz), 122.1 (q,  $J = 273.4$  Hz), 120.7 (d,  $J = 24.7$  Hz), 115.3 (d,  $J = 21.2$  Hz), 57.7, 49.9, 34.5.  $^{19}\text{F}$  NMR (376 MHz,  $\text{CDCl}_3$ )  $\delta$  -62.58, -110.16. HRMS: calculated for  $\text{C}_{16}\text{H}_{13}\text{O}_2\text{N}_2\text{BrClF}_4\text{S}$   $[\text{M} + \text{H}]^+$ : 489.95003; found: 489.95001.

*N*-(2-((3-Bromobenzyl)sulfinyl)ethyl)-3-chloro-5-(trifluoromethyl)picolinamide (**G5**). Yield 50%; white solid; mp 158–159 °C.  $^1\text{H}$  NMR (400 MHz,  $\text{CDCl}_3$ )  $\delta$  8.73 (d,  $J = 1.0$  Hz, 1H, pyridine-H), 8.41 (t,  $J = 5.4$  Hz, 1H, -CO-NH-), 8.07 (d,  $J = 1.3$  Hz, 1H, pyridine-H), 7.52–7.45 (m, 2H, Ar-H), 7.33–7.19 (m, 2H, Ar-H), 4.06–3.99 (m, 2H, -CH<sub>2</sub>-), 3.99–3.93 (m, 2H, -CH<sub>2</sub>-), 3.21–2.69 (m, 2H, -CH<sub>2</sub>-).  $^{13}\text{C}$  NMR (100 MHz,  $\text{CDCl}_3$ )  $\delta$  162.8, 148.7, 143.1 (q,  $J = 3.8$  Hz), 137.7 (q,  $J = 3.5$  Hz), 133.0, 132.1, 131.8, 131.7, 130.6, 129.4 (q,  $J = 34.1$  Hz), 128.8, 123.0, 122.1 (q,  $J = 273.4$  Hz), 57.7, 49.8, 34.4.  $^{19}\text{F}$  NMR (376 MHz,  $\text{CDCl}_3$ )  $\delta$  -62.56. HRMS: calculated for  $\text{C}_{16}\text{H}_{14}\text{O}_2\text{N}_2\text{BrClF}_3\text{S}$   $[\text{M} + \text{H}]^+$ : 468.95945; found: 468.95941.

3-Chloro-*N*-(2-((2,6-difluorobenzyl)sulfinyl)ethyl)-5-(trifluoromethyl)picolinamide (**G6**). Yield 40%; white solid; mp



144–145 °C. <sup>1</sup>H NMR (400 MHz, CDCl<sub>3</sub>) δ 8.73 (d, *J* = 1.1 Hz, 1H, pyridine-H), 8.43 (t, *J* = 5.3 Hz, 1H, –CO–NH–), 8.06 (d, *J* = 1.3 Hz, 1H, pyridine-H), 7.33 (tt, *J* = 8.4, 6.5 Hz, 1H, Ar–H), 7.04–6.91 (m, 2H, Ar–H), 4.30–4.15 (m, 2H, –CH<sub>2</sub>–), 4.01 (ddd, *J* = 8.4, 5.3, 1.6 Hz, 2H, –CH<sub>2</sub>–), 3.20–2.86 (m, 2H, –CH<sub>2</sub>–). <sup>13</sup>C NMR (100 MHz, CDCl<sub>3</sub>) δ 161.5 (d, *J* = 250.7 Hz), 161.5 (d, *J* = 250.7 Hz), 148.9, 143.1 (q, *J* = 3.9 Hz), 137.5 (q, *J* = 3.6 Hz), 132.0, 130.8 (t, *J* = 10.2 Hz), 129.3 (q, *J* = 34.0 Hz), 122.1 (q, *J* = 273.5 Hz), 111.8 (q, *J* = 25.3 Hz), 106.3 (t, *J* = 19.4 Hz), 50.2, 45.8, 34.4. <sup>19</sup>F NMR (376 MHz, CDCl<sub>3</sub>) δ –62.57, –112.09. HRMS: calculated for C<sub>16</sub>H<sub>13</sub>O<sub>2</sub>N<sub>2</sub>ClF<sub>5</sub>S [M + H]<sup>+</sup>: 427.03009; found: 427.03006.

**3-Chloro-N-(2-((2-methylbenzyl)sulfinyl)ethyl)-5-(trifluoromethyl)picolinamide (G7).** Yield 52%; white solid; mp 136–137 °C. <sup>1</sup>H NMR (400 MHz, CDCl<sub>3</sub>) δ 8.72 (d, *J* = 0.9 Hz, 1H, pyridine-H), 8.45 (t, *J* = 5.1 Hz, 1H, –CO–NH–), 8.06 (d, *J* = 1.3 Hz, 1H, pyridine-H), 7.26–7.17 (m, 4H, Ar–H), 4.15 (dd, *J* = 52.1, 12.9 Hz, 2H, –CH<sub>2</sub>–), 4.05–3.91 (m, 2H, –CH<sub>2</sub>–), 3.13–2.87 (m, 2H, –CH<sub>2</sub>–), 2.41 (s, 3H, –CH<sub>3</sub>). <sup>13</sup>C NMR (100 MHz, CDCl<sub>3</sub>) δ 162.7, 149.0, 143.1 (q, *J* = 3.8 Hz), 137.5 (q, *J* = 7.2 Hz), 137.4, 132.0, 131.1, 131.0, 129.3 (q, *J* = 34.0 Hz), 128.9, 128.0, 126.7, 122.1 (q, *J* = 273.5 Hz), 57.2, 49.6, 34.5, 19.9. <sup>19</sup>F NMR (376 MHz, CDCl<sub>3</sub>) δ –62.56. HRMS: calculated for C<sub>17</sub>H<sub>17</sub>O<sub>2</sub>N<sub>2</sub>ClF<sub>3</sub>S [M + H]<sup>+</sup>: 405.06459; found: 495.06454.

**3-Chloro-5-(trifluoromethyl)-N-(2-((2-trifluoromethyl)benzyl)sulfinyl)ethyl)picolinamide (G8).** Yield 35%; white solid; mp 131–132 °C. <sup>1</sup>H NMR (400 MHz, CDCl<sub>3</sub>) δ 8.73 (d, *J* = 1.0 Hz, 1H, pyridine-H), 8.43 (t, *J* = 5.2 Hz, 1H, –CO–NH–), 8.07 (d, *J* = 1.3 Hz, 1H, pyridine-H), 7.72 (d, *J* = 7.8 Hz, 1H, Ar–H), 7.61–7.54 (m, 2H, Ar–H), 7.49 (td, *J* = 8.2, 4.7 Hz, 1H, Ar–H), 4.29–4.12 (m, 2H, –CH<sub>2</sub>–), 4.10–3.94 (m, 2H, –CH<sub>2</sub>–), 3.21–2.93 (m, 2H, –CH<sub>2</sub>–). <sup>13</sup>C NMR (100 MHz, CDCl<sub>3</sub>) δ 162.7, 148.8, 143.1 (q, *J* = 3.8 Hz), 137.6 (q, *J* = 3.6 Hz), 132.9, 132.3, 132.1, 129.3 (q, *J* = 34.1 Hz), 129.1 (q, *J* = 30.1 Hz), 128.8, 128.8, 126.7 (q, *J* = 5.5 Hz), 124.1 (q, *J* = 273.9 Hz), 122.1 (q, *J* = 273.5 Hz), 56.2, 50.7, 34.5. <sup>19</sup>F NMR (376 MHz, CDCl<sub>3</sub>) δ –58.50, –62.58. HRMS: calculated for C<sub>17</sub>H<sub>14</sub>O<sub>2</sub>N<sub>2</sub>ClF<sub>6</sub>S [M + H]<sup>+</sup>: 459.03632; found: 459.03586.

**3-Chloro-N-(2-((2-chlorobenzyl)sulfinyl)ethyl)-5-(trifluoromethyl)picolinamide (G9).** Yield 45%; faint yellow solid; mp 127–128 °C. <sup>1</sup>H NMR (400 MHz, CDCl<sub>3</sub>) δ 8.73 (d, *J* = 1.1 Hz, 1H, pyridine-H), 8.42 (t, *J* = 5.2 Hz, 1H, –CO–NH–), 8.06 (d, *J* = 1.3 Hz, 1H, pyridine-H), 7.46–7.38 (m, 2H, Ar–H), 7.34–7.28 (m, 2H, Ar–H), 4.26 (dd, *J* = 29.2, 13.0 Hz, 2H, –CH<sub>2</sub>–), 4.08–3.92 (m, 2H, –CH<sub>2</sub>–), 3.20–2.85 (m, 2H, –CH<sub>2</sub>–). <sup>13</sup>C NMR (100 MHz, CDCl<sub>3</sub>) δ 162.7, 148.9, 143.1 (q, *J* = 3.9 Hz), 137.6 (q, *J* = 3.6 Hz), 134.6, 132.5, 132.1, 130.1, 130.0, 129.3 (q, *J* = 34.0 Hz), 127.8, 127.4, 122.1 (q, *J* = 273.5 Hz), 56.1, 49.8, 34.5. <sup>19</sup>F NMR (376 MHz, CDCl<sub>3</sub>) δ –62.55. HRMS: calculated for C<sub>15</sub>H<sub>14</sub>O<sub>3</sub>N<sub>2</sub>Cl<sub>2</sub>F<sub>3</sub>S [M + H]<sup>+</sup>: 441.00488; found: 441.00427.

**N-(2-((4-tert-Butyl)benzyl)sulfinyl)ethyl)-3-chloro-5-(trifluoromethyl)picolinamide (G10).** Yield 55%; faint creamy yellow solid; mp 131–133 °C. <sup>1</sup>H NMR (400 MHz, CDCl<sub>3</sub>) δ 8.73 (d, *J* = 0.9 Hz, 1H, pyridine-H), 8.45 (t, *J* = 5.4 Hz, 1H, –CO–NH–), 8.06 (d, *J* = 1.2 Hz, 1H, pyridine-H), 7.40 (d, *J* = 8.2 Hz, 2H, Ar–H), 7.23 (d, *J* = 8.2 Hz, 2H, Ar–H), 4.05 (q, *J* = 13.0 Hz, 2H, –CH<sub>2</sub>–), 4.00–3.93 (m, 2H, –CH<sub>2</sub>–), 3.09–2.78 (m, 2H, –CH<sub>2</sub>–), 1.31 (s, 9H, –C(CH<sub>3</sub>)<sub>3</sub>). <sup>13</sup>C NMR (100 MHz, CDCl<sub>3</sub>) δ 162.8, 151.7, 149.0, 143.1 (q, *J* = 3.8 Hz), 137.6 (q, *J* = 3.6 Hz), 132.0, 129.8, 129.3 (d, *J*

= 34.0 Hz), 126.1, 126.1, 122.1 (q, *J* = 273.4 Hz), 58.1, 49.2, 34.7, 34.5, 31.3. <sup>19</sup>F NMR (376 MHz, CDCl<sub>3</sub>) δ –62.56. HRMS: calculated for C<sub>20</sub>H<sub>23</sub>O<sub>2</sub>N<sub>2</sub>ClF<sub>3</sub>S [M + H]<sup>+</sup>: 447.1154; found: 477.11038.

**3-Chloro-N-(2-(((6-chloropyridin-3-yl)methyl)sulfinyl)ethyl)-5-(trifluoromethyl)picolinamide (G11).** Yield 72%; soil yellow solid; mp 136–137 °C. <sup>1</sup>H NMR (400 MHz, CDCl<sub>3</sub>) δ 8.73 (d, *J* = 1.1 Hz, 1H, pyridine-H), 8.38 (t, *J* = 5.2 Hz, 1H, –CO–NH–), 8.35 (d, *J* = 2.3 Hz, 1H, pyridine-H), 8.08 (d, *J* = 1.3 Hz, 1H, pyridine-H), 7.68 (dd, *J* = 8.2, 2.4 Hz, 1H, pyridine-H), 7.37 (d, *J* = 8.2 Hz, 1H, pyridine-H), 4.16–3.86 (m, 4H, –CH<sub>2</sub>–), 3.25–2.76 (m, 2H, –CH<sub>2</sub>–). <sup>13</sup>C NMR (100 MHz, CDCl<sub>3</sub>) δ 162.9, 151.9, 150.7, 148.4, 143.0 (q, *J* = 3.8 Hz), 140.4, 137.8 (q, *J* = 3.6 Hz), 132.2, 129.5 (q, *J* = 34.0 Hz), 124.7, 124.5, 122.1 (q, *J* = 273.5 Hz), 53.9, 50.3, 34.3. <sup>19</sup>F NMR (376 MHz, CDCl<sub>3</sub>) δ –62.56. HRMS: calculated for C<sub>15</sub>H<sub>13</sub>O<sub>2</sub>N<sub>3</sub>Cl<sub>2</sub>F<sub>3</sub>S [M + H]<sup>+</sup>: 426.00521; found: 426.00473.

**3-Chloro-N-(2-((4-cyanobenzyl)sulfinyl)ethyl)-5-(trifluoromethyl)picolinamide (G12).** Yield 39%; pale yellow solid; mp 172–173 °C. <sup>1</sup>H NMR (400 MHz, CDCl<sub>3</sub>) δ 8.72 (s, 1H, pyridine-H), 8.36 (t, *J* = 5.3 Hz, 1H, –CO–NH–), 8.08 (s, 1H, pyridine-H), 7.69 (d, *J* = 7.7 Hz, 2H, Ar–H), 7.45 (d, *J* = 7.9 Hz, 2H, Ar–H), 4.09 (dd, *J* = 53.4, 13.0 Hz, 2H, –CH<sub>2</sub>–), 4.00–3.83 (m, 2H, –CH<sub>2</sub>–), 3.31–2.77 (m, 2H, –CH<sub>2</sub>–). <sup>13</sup>C NMR (100 MHz, CDCl<sub>3</sub>) δ 162.9, 148.5, 143.0 (q, *J* = 3.8 Hz), 137.8 (q, *J* = 3.6 Hz), 135.0, 132.7, 132.2, 131.0, 129.5 (q, *J* = 34.1 Hz), 122.1 (q, *J* = 273.5 Hz), 118.3, 112.6, 57.6, 50.3, 34.3. <sup>19</sup>F NMR (376 MHz, CDCl<sub>3</sub>) δ –62.56. HRMS: calculated for C<sub>17</sub>H<sub>11</sub>O<sub>2</sub>N<sub>3</sub>Cl<sub>2</sub>F<sub>3</sub>S [M + H]<sup>+</sup>: 432.03910; found: 432.03787.

**3-Chloro-N-(2-((3,5-difluorobenzyl)sulfinyl)ethyl)-5-(trifluoromethyl)picolinamide (G13).** Yield 34%; soil white solid; mp 154–155 °C. <sup>1</sup>H NMR (400 MHz, CDCl<sub>3</sub>) δ 8.73 (d, *J* = 1.1 Hz, 1H, pyridine-H), 8.40 (t, *J* = 5.5 Hz, 1H, –CO–NH–), 8.08 (d, *J* = 1.4 Hz, 1H, pyridine-H), 6.93–6.85 (m, 2H, Ar–H), 6.82 (ddt, *J* = 11.2, 8.9, 2.5 Hz, 1H, Ar–H), 4.11–3.87 (m, 4H, –CH<sub>2</sub>–), 3.23–2.80 (m, 2H, –CH<sub>2</sub>–). <sup>13</sup>C NMR (100 MHz, CDCl<sub>3</sub>) δ 163.2 (d, *J* = 250.3 Hz), 163.0 (d, *J* = 250.3 Hz), 162.9, 148.6, 143.1 (q, *J* = 3.9 Hz), 137.7 (q, *J* = 3.5 Hz), 133.2 (t, *J* = 9.6 Hz), 132.2, 129.5 (q, *J* = 34.1 Hz), 122.1 (q, *J* = 273.4 Hz), 113.2 (dd, *J* = 11.4 Hz, 25.9 Hz), 104.3 (t, *J* = 25.1 Hz), 57.5, 50.2, 34.3. <sup>19</sup>F NMR (376 MHz, CDCl<sub>3</sub>) δ –62.58, –108.29. HRMS: calculated for C<sub>16</sub>H<sub>13</sub>O<sub>2</sub>N<sub>2</sub>ClF<sub>5</sub>S [M + H]<sup>+</sup>: 427.03009; found: 427.02844.

**3-Chloro-N-(2-(((3-methyl-4-(2,2,2-trifluoroethoxy)pyridin-2-yl)methyl)sulfinyl)ethyl)-5-(trifluoromethyl)picolinamide (G14).** Yield 41%; white solid; mp 126–127 °C. <sup>1</sup>H NMR (400 MHz, CDCl<sub>3</sub>) δ 8.72 (d, *J* = 1.0 Hz, 1H, pyridine-H), 8.62 (t, *J* = 5.1 Hz, 1H, –CO–NH–), 8.35 (d, *J* = 5.6 Hz, 1H, pyridine-H), 8.06 (d, *J* = 1.4 Hz, 1H, pyridine-H), 6.70 (d, *J* = 5.6 Hz, 1H, pyridine-H), 4.51–4.25 (m, 4H, –CH<sub>2</sub>–), 4.02 (dd, *J* = 11.8, 5.9 Hz, 2H, –CH<sub>2</sub>–), 3.50–2.79 (m, 2H, –CH<sub>2</sub>–), 2.32 (s, 3H, –CH<sub>3</sub>). <sup>13</sup>C NMR (100 MHz, CDCl<sub>3</sub>) δ 162.7, 161.9, 150.9, 149.2, 148.4, 143.0 (q, *J* = 3.8 Hz), 137.5 (q, *J* = 3.5 Hz), 132.0, 129.2 (q, *J* = 34.0 Hz), 122.8 (q, *J* = 277.7 Hz), 122.141 (q, *J* = 273.5 Hz), 123.4, 105.9, 65.4 (q, *J* = 36.5 Hz), 57.5, 50.2, 34.3, 11.2. <sup>19</sup>F NMR (376 MHz, CDCl<sub>3</sub>) δ –62.57, –73.78. HRMS: calculated for C<sub>18</sub>H<sub>17</sub>O<sub>3</sub>N<sub>3</sub>ClF<sub>6</sub>S [M + H]<sup>+</sup>: 504.05779; found: 504.05603.

**3-Chloro-N-(2-((3,4,4-trifluorobut-3-en-1-yl)sulfinyl)ethyl)-5-(trifluoromethyl)picolinamide (G15).** Yield 30%; pale yellow solid;





mp 100–101 °C. <sup>1</sup>H NMR (400 MHz, CDCl<sub>3</sub>) δ 8.74 (s, 1H, pyridine-H), 8.45 (s, 1H, –CO–NH–), 8.08 (d, *J* = 1.2 Hz, 1H, pyridine-H), 4.01 (dd, *J* = 11.8, 5.9 Hz, 2H, –CH<sub>2</sub>–), 3.31–2.94 (m, 2H, –CH<sub>2</sub>–), 2.86 (ddd, *J* = 12.6, 10.7, 8.4 Hz, 2H, –CH<sub>2</sub>–). <sup>13</sup>C NMR (100 MHz, CDCl<sub>3</sub>) δ 162.8, 153.1 (ddd, *J* = 288.2, 275.3, 45.7 Hz), 148.6, 143.1 (q, *J* = 3.8 Hz), 137.7 (q, *J* = 3.5 Hz), 132.2, 129.5 (q, *J* = 34.4 Hz), 126.3 (ddd, *J* = 234.8, 53.5, 17.5 Hz), 122.1 (q, *J* = 273.5 Hz), 51.2, 48.1, 34.5, 19.8 (dd, *J* = 22.2, 2.3 Hz). <sup>19</sup>F NMR (376 MHz, CDCl<sub>3</sub>) δ –62.59, –102.12 (dd, *J* = 82.1, 33.0 Hz), –121.38 (ddd, *J* = 115.7, 82.5, 4.4 Hz), –175.45 (dd, *J* = 114.8, 33.0 Hz). HRMS: calculated for C<sub>13</sub>H<sub>11</sub>O<sub>2</sub>N<sub>3</sub>Cl<sub>2</sub>F<sub>3</sub>S<sub>2</sub> [M + H]<sup>+</sup>: 431.96163; found: 431.96161.

*3-Chloro-N-(2-((2,5-difluorobenzyl)sulfinyl)ethyl)-5-(trifluoromethyl)picolinamide (G16)*. Yield 30%; white solid; mp 123–125 °C. <sup>1</sup>H NMR (400 MHz, CDCl<sub>3</sub>) δ 8.73 (d, *J* = 0.9 Hz, 1H), 8.40 (t, *J* = 4.8 Hz, 1H), 8.07 (d, *J* = 1.4 Hz, 1H), 7.18–6.93 (m, 2H), 4.08 (dd, *J* = 36.3, 13.2 Hz, 2H), 3.98 (dd, *J* = 12.0, 6.1 Hz, 2H), 3.17–2.82 (m, 2H). <sup>13</sup>C NMR (100 MHz, CDCl<sub>3</sub>) δ 162.8, 158.5 (dd, *J* = 244.3, 2.3 Hz), 157.0 (dd, *J* = 243.6, 2.6 Hz), 148.7, 143.0 (q, *J* = 3.8 Hz), 137.6 (q, *J* = 3.5 Hz), 132.1, 129.4 (q, *J* = 34.1 Hz), 122.1 (q, *J* = 273.4 Hz), 118.9 (d, *J* = 3.6 Hz), 118.6 (d, *J* = 3.6 Hz), 118.4 (dd, *J* = 17.9, 8.3 Hz), 117.0 (td, *J* = 24.4, 8.6 Hz), 50.8, 50.0, 34.4. <sup>19</sup>F NMR (376 MHz, CDCl<sub>3</sub>) δ –62.57, –117.43 (d, *J* = 17.9 Hz), –122.28 (d, *J* = 17.8 Hz). HRMS: calculated for C<sub>16</sub>H<sub>13</sub>O<sub>2</sub>N<sub>2</sub>ClF<sub>5</sub>S [M + H]<sup>+</sup>: 427.03009; found: 427.02939.

**4.2.5 In vitro antibacterial activities against *Xoo* and *R. solanacearum* test.** According to the reported procedure,<sup>49</sup> *in vitro* antibacterial activities of title compounds against *Xoo* and *R. solanacearum* were carried out. Firstly, 5 mL nutrient broths (NB) containing synthesized compounds solution (100 mg L<sup>–1</sup> or 50 mg L<sup>–1</sup>) were prepared. NB containing commercialized thiodiazole copper (TC) or bismethiazol (BT) solution (100 mg L<sup>–1</sup> or 50 mg L<sup>–1</sup>) were also prepared as the positive controls, and NB containing sterile distilled water was used as negative control. Following this, 40 μL *Xoo* or *R. solanacearum*, was added to each NB medium. The inoculated samples above were cultured together in a shaker (180 rpm, 28 °C) for about 24–48 h, until negative control had grown to logarithmic phase. Using a microplate reader, the turbidity of each inoculated samples was measured under 595 nm, which was corrected by the equation of  $T = OD_{\text{bacterial}} - OD_{\text{no bacterial}}$ . Then the final activities against *Xoo* or *R. solanacearum*, was calculated by the following equation:

$$\text{Activity: } I = (C - T)/C \times 100\%,$$

*C* represents the turbidity of the NB without treatment solution (negative control), and *T* represents the corrected turbidity. The antibacterial activities of synthesized compounds against *Xoo* or *R. solanacearum*, were tested for three times.

**4.2.6 Insecticidal activity test against *P. xylostella*.** The insecticidal activity was tested at 25 ± 1 °C according to statistical requirements. Mortalities were calculated and based on a percentage scale using Abbott's formula.<sup>50</sup> Using previously procedures,<sup>51</sup> fresh cabbage discs (diameter 9 cm) were dipped into the synthesized solutions (500 mg L<sup>–1</sup>) and placed in a Petri dish with two moist filter papers. The chlorpyrifos and

avermectin were used as positive control and water without any compounds was used as negative control at the same condition. Fifteen larvae of second instar *P. xylostella* were carefully transferred to the Petri dish and cultivated for 72 h. Three replicates were measured for each treatment.

## Conflicts of interest

There are no conflicts to declare.

## Acknowledgements

This work was supported by the National Natural Science Foundation of China (No. 21762012), and Program of Introducing Talents to Chinese Universities (111 Program, D20023), and the S&T Planning Project of Guizhou Province (No. [2017] 1402, [2017]5788).

## Notes and references

- 1 F. P. Carvalho, *Food Energy Secur.*, 2017, **6**, 48.
- 2 R. N. Strange and P. R. Scott, *Annu. Rev. Phytopathol.*, 2005, **43**, 83.
- 3 S. H. Ou, *Rice Diseases*, Commonwealth Agricultural Bureau, 1985.
- 4 N. Huang, E. R. Angeles, J. Domingo, G. Magpantay, S. Singh, G. Zhang, N. Kumaravadivel, J. Bennett and G. S. Khush, *Theor. Appl. Genet.*, 1997, **95**, 313.
- 5 A. C. Hayward, *Annu. Rev. Phytopathol.*, 1991, **29**, 65.
- 6 G. Kemmitt, T. C. Sparks, J. E. Hunter, B. A. Lorsbach, G. Hanger, R. E. Gast and R. J. Bryant, *J. Agric. Food. Chem.*, 2018, **66**, 10337.
- 7 T. H. Kim, J. W. Jeong, J. H. Song, K. R. Lee, S. Ahn, S. H. Ahn, S. S. Kim and T. S. Koo, *Arch. Pharmacol Res.*, 2015, **38**, 2076.
- 8 M. I. Ansari, M. M. Khan, M. Saquib, S. Khatoon and M. K. Hussain, *Future Med. Chem.*, 2018, **10**, 1241.
- 9 J. Zhao and X. Jiang, *Chin. Chem. Lett.*, 2018, **29**, 1079.
- 10 Q. Jing, X. Hu, M. Yanzi, J. H. Mu, W. W. Liu, F. X. Xu, Z. L. Li, J. Bai, H. M. Hua and D. H. Li, *Mar. Drugs*, 2019, **17**, 384.
- 11 S. Pathania, R. K. Narang and R. K. Rawal, *Eur. J. Med. Chem.*, 2019, **180**, 486.
- 12 R. R. Singhaus, R. C. Bernotas, R. Steffan, E. Matelan, E. Quinet, P. Nambi, I. Feingold, C. Huselton, A. Wilhelmsson, A. Goos-Nilsson and J. Wrobel, *Bioorg. Med. Chem. Lett.*, 2010, **20**, 521.
- 13 B. Prasad, R. Adepu, S. Sandra, D. Rambabu, G. Krishna, R. Rama, C. Malla, G. S. Deora, P. Misra and M. Pal, *Chem. Commun.*, 2012, **48**, 10434.
- 14 A. Kallinen, R. Boyd, S. Lane, R. Bhalla, K. Mardon, D. H. R. Stimson, E. L. Werry, R. Fulton, M. Connor and M. Kassiou, *Org. Biomol. Chem.*, 2019, **17**, 5086.
- 15 F. Z. Karadayi, M. Yaman, M. M. Kislal, A. G. Keskus, O. Konu and Z. A. Alagoz, *Bioorg. Chem.*, 2020, **100**, 103929.
- 16 S. Mondal, K. Mahato, N. Arora, D. Kankane, U. P. Singh, S. Ali, A. H. Khan, S. S. Ghosh and A. T. Khan, *Org. Biomol. Chem.*, 2020, **18**, 4104.





- 17 T. Wang, T. Peng, X. X. Wen, G. Wang, Y. B. Sun, S. C. Liu, S. G. Zhang and L. Wang, *Molecules*, 2019, **24**, 4034.
- 18 G. L. Regina, M. C. Edler, A. Brancale, S. Kandil, A. Coluccia, F. Piscitelli, E. Hamel, G. D. Martino, R. Matesanz, J. F. Diaz, A. I. Scovassi, E. Prospero, A. Lavecchia, E. Novellino, M. Artico and R. Silvestri, *J. Med. Chem.*, 2007, **50**, 2865.
- 19 R. Ragno, A. Coluccia, G. L. Regina, G. D. Martino, F. Piscitelli, A. Lavecchia, E. Novellino, A. Bergamini, C. Ciapri, A. Sinistro, G. Maga, E. Crespan, M. Artico and R. Silvestri, *J. Med. Chem.*, 2006, **49**, 3172.
- 20 V. Famigliani, G. L. Regina, A. Coluccia, S. Pelliccia, A. Brancale, G. Maga, E. Crespan, R. Badia, E. Riveira-Munoz, J. A. Este, R. Ferretti, R. Cirilli, C. Zamperini, M. Botta, D. Schols, V. Limongelli, B. Agostino, E. Novellino and R. Silvestri, *J. Med. Chem.*, 2014, **57**, 9945.
- 21 D. Alia and K. F. Frank, *Expert Opin. Drug Saf.*, 2009, **8**, 119.
- 22 B. Shu, Q. Yu, D. X. Hu, T. Che, S. S. Zhang and D. Li, *Bioorg. Med. Chem. Lett.*, 2020, **30**, 126925.
- 23 K. L. Manasa, S. Pujitha, A. Sethi, M. Arifuddin, M. Alvala, A. Angeli and C. T. Supuran, *Metabolites*, 2020, **10**, 136.
- 24 G. T. Gibney and J. S. Zager, *J. Drug Metab. Toxicol.*, 2013, **9**, 893.
- 25 P. Koelblinger, O. Thuerigen and R. Dummer, *Curr. Opin. Oncol.*, 2018, **30**, 125.
- 26 W. F. Richard, B. Christine, C. C. Chi, C. Stella, D. Denis, D. Daniel, E. Diane, Y. G. Jacques, G. Yves, G. Robert, M. G. Gillian, R. Denis, S. Chantal, Z. Y. Wang, E. Wong, D. Visco, L. J. Xu and R. N. Young, *Bioorg. Med. Chem. Lett.*, 1998, **8**, 2777.
- 27 P. Srinivas, P. Manojit and Y. K. Rao, *Tetrahedron*, 2003, **59**, 7915.
- 28 W. M. Xu, S. Z. Li, M. He, S. Yang, X. Y. Li and P. Li, *Bioorg. Med. Chem. Lett.*, 2013, **23**, 5821.
- 29 P. Y. Wang, L. Zhou, J. Zhou, Z. B. Wu, W. Xue, B. A. Song and S. Yang, *Bioorg. Med. Chem. Lett.*, 2016, **26**, 1214.
- 30 Y. T. Zheng, T. T. Zhang, P. Y. Wang, Z. B. Wu, L. Zhou, I. Q. Ye, X. Zhou, M. He and S. Yang, *Chin. Chem. Lett.*, 2017, **28**, 253.
- 31 P. Li, J. L. Zhou, Y. Liu and X. Wang, *Chem. Pap.*, 2020, DOI: 10.1007/s11696-020-01271-6.
- 32 I. Grib, M. Berredjem, K. O. Rachedi, S. E. Djouad, S. Bouacida, R. Bahadi, T. S. Ouk, M. Kadri, T. B. Hadda and B. Belhani, *J. Mol. Struct.*, 2020, **1217**, 128423.
- 33 M. Z. Zhang, N. Mulholland, D. Beattie, D. Irwin, Y. C. Gu, G. F. Yang and C. John, *Eur. J. Med. Chem.*, 2013, **63**, 22.
- 34 S. Y. Ke, W. Fang, W. B. Huang, Z. G. Zhang, L. Q. Shi, Z. Y. Wan, K. M. Wang, C. X. Cao and D. Y. Huang, *Bioorg. Med. Chem. Lett.*, 2020, **30**, 127245.
- 35 M. A. Gonzalez, D. B. Gorman, C. T. Hamilton and G. A. Roth, *Org. Process Res. Dev.*, 2008, **12**, 301.
- 36 J. M. Babcock, C. B. Gerwick, J. X. Huang, M. R. Loso, G. Nakamura, S. P. Nolting, R. B. Rogers, T. C. Sparks, J. Thomas, G. B. Watson and Y. Zhu, *Pest Manage. Sci.*, 2011, **67**, 328.
- 37 Z. B. Yang, P. Li, Y. J. He, J. Luo, J. Zhou, Y. H. Wu and L. T. Chen, *Chem. Pap.*, 2020, **74**, 1621.
- 38 S. Patai, Z. Rappoport and C. Stirling, *The Chemistry of Sulphones and Sulphoxides*, John Wiley & Sons, Ltd, 2006.
- 39 A.-N. R. Alba, X. Companyó and R. Rios, *Chem. Soc. Rev.*, 2010, **39**, 2018.
- 40 M. Nielsen, C. B. Jacobsen, N. Holub, M. W. Paixão and K. A. Jørgensen, *Angew. Chem., Int. Ed.*, 2010, **49**, 2668.
- 41 T. Haga, Y. Tsujii, K. Hayashi, F. Kimura, N. Sakashita and K. Fujikawa, *ACS Symp. Ser.*, 1991, **443**, 107.
- 42 I. Katsuyama, *Yuki Gosei Kagaku Kyokaishi*, 2009, **67**, 992.
- 43 B. Adam, J. F. Edmunds, D. E. Daniel, H. G. Roger, J. Olivier and S. Juergen, *Pest Manage. Sci.*, 2018, **74**, 1228.
- 44 F. Z. Xu, Y. Y. Wang, D. X. Luo, G. Yu, S. X. Guo, H. Fu, Y. H. Zhao and J. Wu, *RSC Adv.*, 2018, **8**, 6306.
- 45 F. Z. Xu, Y. Y. Wang, D. X. Luo, G. Yu, Y. k. Wu, A. L. Dai, Y. H. Zhao and J. Wu, *ChemistrySelect*, 2018, **3**, 2795.
- 46 A. L. Dai, S. X. Guo, C. H. Li, R. F. Zhang and J. Wu, *Mod. Agrochem.*, 2020, **19**, 21.
- 47 P. Li, D. Y. Hu, D. D. Xie, J. X. Chen, L. H. Jin and B. A. Song, *J. Agric. Food Chem.*, 2018, **66**, 3093.
- 48 P. Li, P. Y. Tian, Y. Z. Chen, X. P. Song, W. Xue, L. H. Jin, D. Y. Hu and B. A. Song, *Pest Manage. Sci.*, 2018, **74**, 844.
- 49 P. Dalgaard, T. Ross, L. Kamperman, K. Neumeyer and T. A. McMeekin, *Int. J. Food Microbiol.*, 1994, **23**, 391.
- 50 W. S. Abbott, *J. Am. Mosq. Control Assoc.*, 1987, **3**, 302.
- 51 Q. Q. Zhao, Y. Q. Li, L. X. Xiong and Q. M. Wang, *J. Agric. Food Chem.*, 2010, **58**, 4992.

