



Cite this: *Chem. Commun.*, 2024, 60, 12333

Metallaelectro-catalyzed alkyne annulations via C–H activations for sustainable heterocycle syntheses

Preeti Kushwaha,^{a,b} Anjali Saxena,^b Tristan von Münchow,^c Suman Dana,^c Biswajit Saha^{b,*} and Lutz Ackermann^{b,*c}

Alkyne annulation represents a versatile and powerful strategy for the assembly of structurally complex compounds. Recent advances successfully enabled electrocatalytic alkyne annulations, significantly expanding the potential applications of this promising technique towards sustainable synthesis. The metallaelectro-catalyzed C–H activation/annulation stands out as a highly efficient approach that leverages electricity, combining the benefits of electrosynthesis with the power of transition-metal catalyzed C–H activation. Particularly attractive is the pairing of the electro-oxidative C–H activation with the valuable hydrogen evolution reaction (HER), thereby addressing the growing demand for green energy solutions. Herein, we provide an overview of the evolution of electrochemical C–H annulations with alkynes for the construction of heterocycles, with a topical focus on the underlying mechanism manifolds.

Received 31st July 2024,
Accepted 25th September 2024

DOI: 10.1039/d4cc03871a

rsc.li/chemcomm

1 Introduction

Alkynes are key substrates in molecular synthesis. Due to their versatile reactivity, they enable a wide array of transformations, including cycloadditions, coupling reactions, and hydrofunctionalizations, among others.¹ Hence, access to compounds is provided that are essential for a broad spectrum of applications, ranging from materials sciences to drug development

^a Amity Institute of Click chemistry Research & Studies, Amity University, Noida, 201303, Uttar Pradesh, India

^b Amity Institute of Biotechnology, Amity University, Noida, 201303, Uttar Pradesh, India. E-mail: bsaha1@amity.edu

^c Wöhler Research Institute for Sustainable Chemistry (WISCh), Georg-August-Universität Göttingen, 37077, Göttingen, Germany. E-mail: Lutz.Ackermann@chemie.uni-goettingen.de



Preeti Kushwaha

tionalization/activation and the development of new methods for the synthesis of nitrogen-containing heterocycles. Additionally, she is also working on the isolation and characterization of potential anticancer compounds from medicinal plants.

Preeti Kushwaha completed her Master of Science (MSc) in Industrial Chemistry from Central University of Gujarat, India in 2017. Subsequently, she worked as a Project Assistant at CSIR-National Chemical Laboratory, Pune, India for two years. Currently, she is working as a Research Assistant at Amity University, Noida, under the supervision of Dr Biswajit Saha. Her research focuses on the electrochemical C–H bond func-




Anjali Saxena

Anjali Saxena earned her Master's degree in Biotechnology from Banasthali Vidyapeeth, Rajasthan, and is currently pursuing a PhD at the Amity Institute of Biotechnology, Noida, India under the mentorship of Dr Biswajit Saha. Her research is focused on the design and synthesis of indole and quinolines. She explores the biological activity of these compounds, with a focus on unravelling their anti-cancer mechanisms, aiming to drive the development of novel, targeted cancer therapies.



and crop protection. In this context, the transition-metal catalyzed alkyne annulation is a powerful tool for the assembly of diverse heterocyclic compounds as it allows for the expedient construction of intricate molecular frameworks.² However, especially Larock-type heteroannulations face limitations, including the need for pre-functionalized substrates, expensive catalysts, and harsh reaction conditions. While alkyne annulations *via* C–H activation offer improvements in terms of step

economy, significant obstacles remain, as the use of toxic heavy metal salts as oxidant is often involved. Consequently, these drawbacks have led to a strong demand for more sustainable strategies (Fig. 1a). As a consequence, aerobic transition metal-catalyzed C–H activation was introduced for the construction of heterocycles, exhibiting improved atom economy with water as the sole byproduct (Fig. 1b). Thus, in 2015, Ackermann described the aerobic ruthenium-catalyzed C–H



Tristan von Münchow

Tristan von Münchow was born in 1996, in Bayreuth, Germany. He received his bachelor's degree (BSc) in Chemical and Environmental Engineering from TH Lübeck, Germany, and master's degree (MSc) in Chemistry from Georg-August-Universität Göttingen, Germany. Since 2021 he has been a PhD student at the Georg-August Universität Göttingen under the supervision of Prof. Lutz Ackermann. In 2022, he received the Kekulé-fellowship from the Fonds der Chemischen Industrie (FCI). Moreover, in 2024, he was awarded with the Carl-Roth Advancement Award by the GDCh. His research interest is enantioselective catalytic C–H bond activation through Earth-abundant 3d transition metals.



Suman Dana

Suman Dana was born in 1992, in West Bengal, India. He earned his bachelor's degree in Chemistry (Honours) from Bankura Christian College, India, and master's degree (Gold Medallist) from the School of Chemistry, University of Hyderabad. He received his PhD degree in April 2021 from the Indian Institute of Technology, Madras under Dr Mahiuddin Baidya's supervision. In 2021, he joined the research group of Prof. Lutz Ackermann at the Georg-August-Universität Göttingen as a post-doctoral researcher, where he was involved in developing new asymmetric transformations using metalla-electro-catalyzed C–H bond activation reactions.



Biswajit Saha

Dr Biswajit Saha obtained his MSc from Gauhati University in 2001 and MTech in Chemistry from IIT Delhi. He received his PhD degree in Medicinal Chemistry from the Central Drug Research Institute (CSIR lab), Lucknow in 2007. He pursued post doctorate research as an Alexander von Humboldt fellow from TU Chemnitz, Germany and the University of Arizona, Tucson, USA. Presently, he is working as a Professor at Amity University, Noida, India. His research interest is in Organic and Medicinal Chemistry and has published several research papers in international journals. Recently, Dr Saha has been awarded a Fellow of Royal Society of Chemistry, London, United Kingdom.



Lutz Ackermann

Lutz Ackermann studied Chemistry at the University Kiel (Germany) and performed his PhD with Prof. Alois Fürstner at the Max-Planck-Institut für Kohlenforschung (Mülheim/Ruhr, 2001). After a postdoctoral stay at UC Berkeley with Prof. Robert G. Bergman, he initiated his independent research career in 2003 at the Ludwig Maximilians-Universität München. In 2007, he became Full Professor (W3) at the Georg-August-Universität Göttingen. His recent awards and distinctions include an AstraZeneca Excellence in Chemistry Award (2011), an ERC Consolidator Grant (2012), a Gottfried-Wilhelm-Leibniz-Preis (2017), ERC Advanced Grant (2021), the French–German Prize “Georg Wittig – Victor Grignard” (2022), and the Otto Roelen Medal (2024). The development and application of novel concepts for sustainable catalysis constitutes his major current research interests, with a topical focus on electrocatalysis and bond activation.



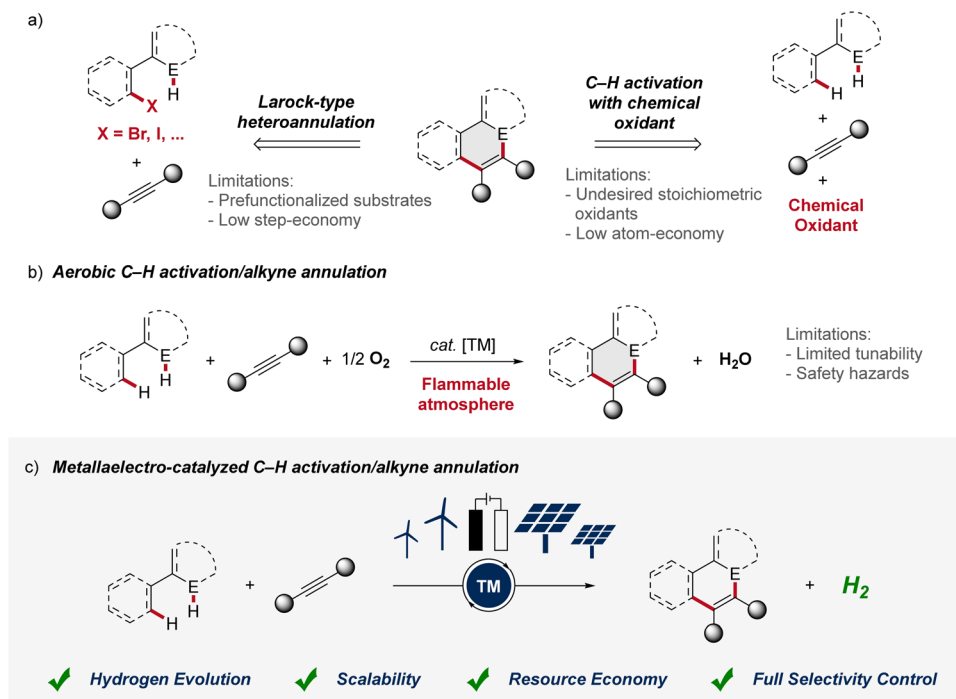
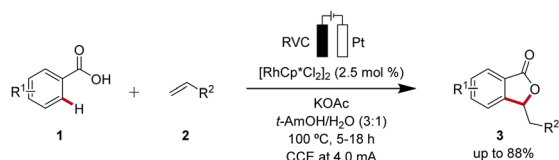
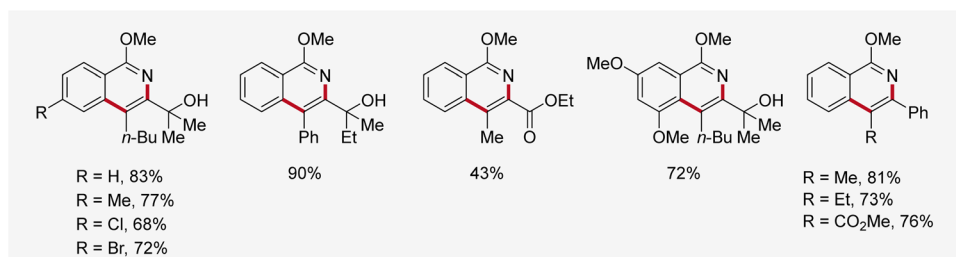
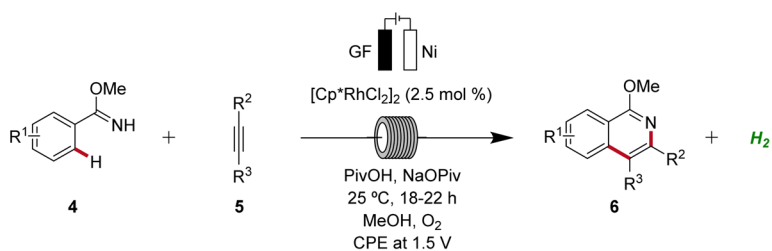


Fig. 1 (a) Common strategies for the assembly of heterocycles via alkyne annulation. (b) Improved atom economy by aerobic C-H activation/annulation. (c) Metallaelectro-catalyzed C-H activation/annulation as resource-economic approach. E = heteroatom. TM = transition metal.



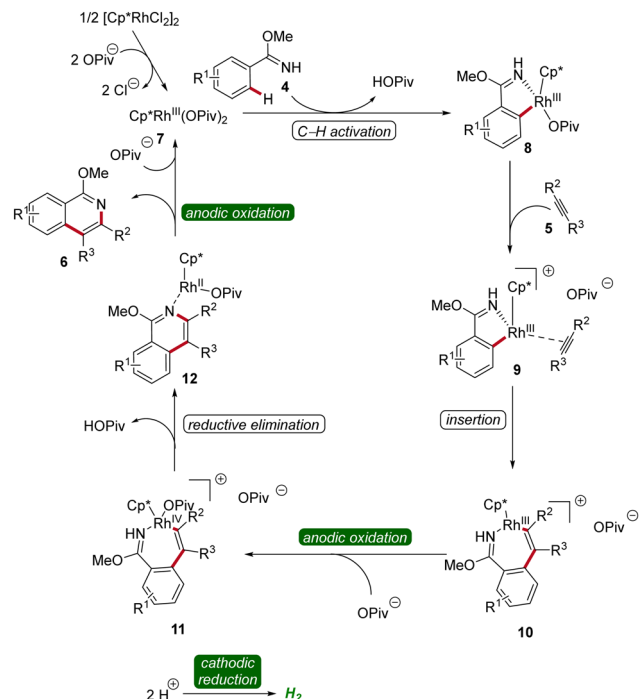
Scheme 1 Assembly of isobenzofuranones **3** enabled by the first rhodaelectro-catalyzed C-H activation.

annulation for the assembly of isocoumarins.³ Despite major advances, such oxidase catalysis had thus far been limited to toxic and expensive precious transition metals. In sharp contrast, in 2016, Ackermann reported on aerobic cobalt-catalyzed C-H alkyne annulations to access versatile isoquinolones.⁴ While representing key progress, aerobic transition metal-catalysis was characterized by major drawbacks, including (a) fixed redox potential with limited tunability,⁵ (b) safety hazards



Scheme 2 Flow rhodaelectro-catalyzed alkyne annulations for the synthesis of isoquinolines **6**.





Scheme 3 Mechanism of flow rhodaelectro-catalyzed alkyne annulations for the synthesis of isoquinolines **6**.

associated with the use of molecular oxygen with flammable solvents.⁶ Thus, for industrial processes the limiting oxygen concentration (LOC), which defines the minimum partial pressure of oxygen that supports a combustible mixture, prohibits the

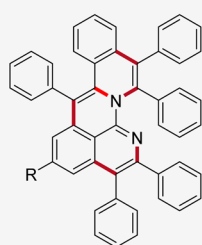
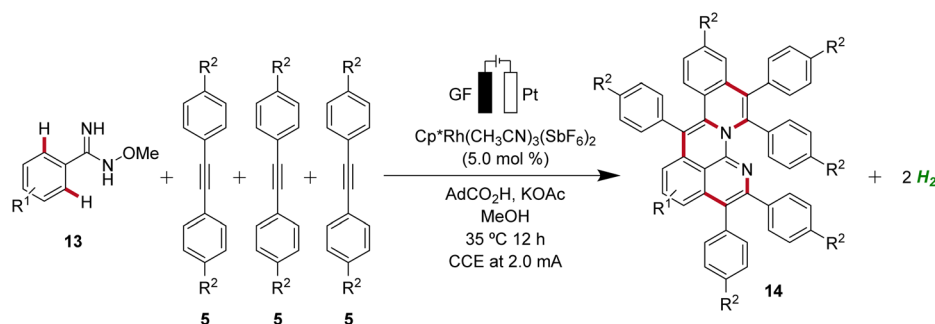
broad implementation.⁶ In contrast, the advent of metallaelectro-catalyzed C–H activation, which combines transition-metal catalyzed C–H activation and electrochemistry, offers an inherently safe and sustainable approach to construct valuable organic molecules (Fig. 1c).⁷ Importantly, this synergistic strategy offers a scalable approach to harness renewable forms of energy for a green hydrogen economy through the cathodic hydrogen evolution reaction (HER).⁸ Whereas, in metallaelectro-catalyzed C–H activation electricity – protons and electrons – is employed as a “traceless-oxidant”, obviating the formation of stoichiometric waste generated from chemical oxidants.⁹ Herein, we thus summarize the rapid recent evolution of metallaelectro-catalysis for alkyne annulations until August 2024.

2 4d and 5d metallaelectro-catalyzed alkyne annulations

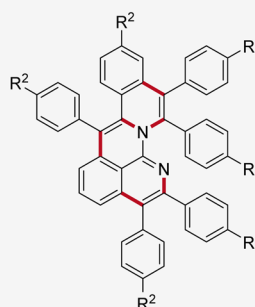
2.1 Rhodaelectro-catalyzed C–H activation

Rhodium catalysis represents a powerful and versatile approach to chemical synthesis, offering high efficiency and selectivity across a wide range of transformations.¹⁰ Pioneering work in the field of rhodaelectro-catalyzed C–H activation was accomplished by Ackermann in 2018 (Scheme 1).¹¹ Here, the electro-oxidative C–H activation of weakly coordinating benzoic acids **1** for the assembly of versatile isobenzofuranones **3** was described.

Subsequently, in 2019, Ackermann established a user-friendly and scalable flow rhodaelectro-catalyzed alkyne annulation for the synthesis of isoquinolines **6** (Scheme 2).¹² The electrocatalysis proved amenable to differently substituted aryl



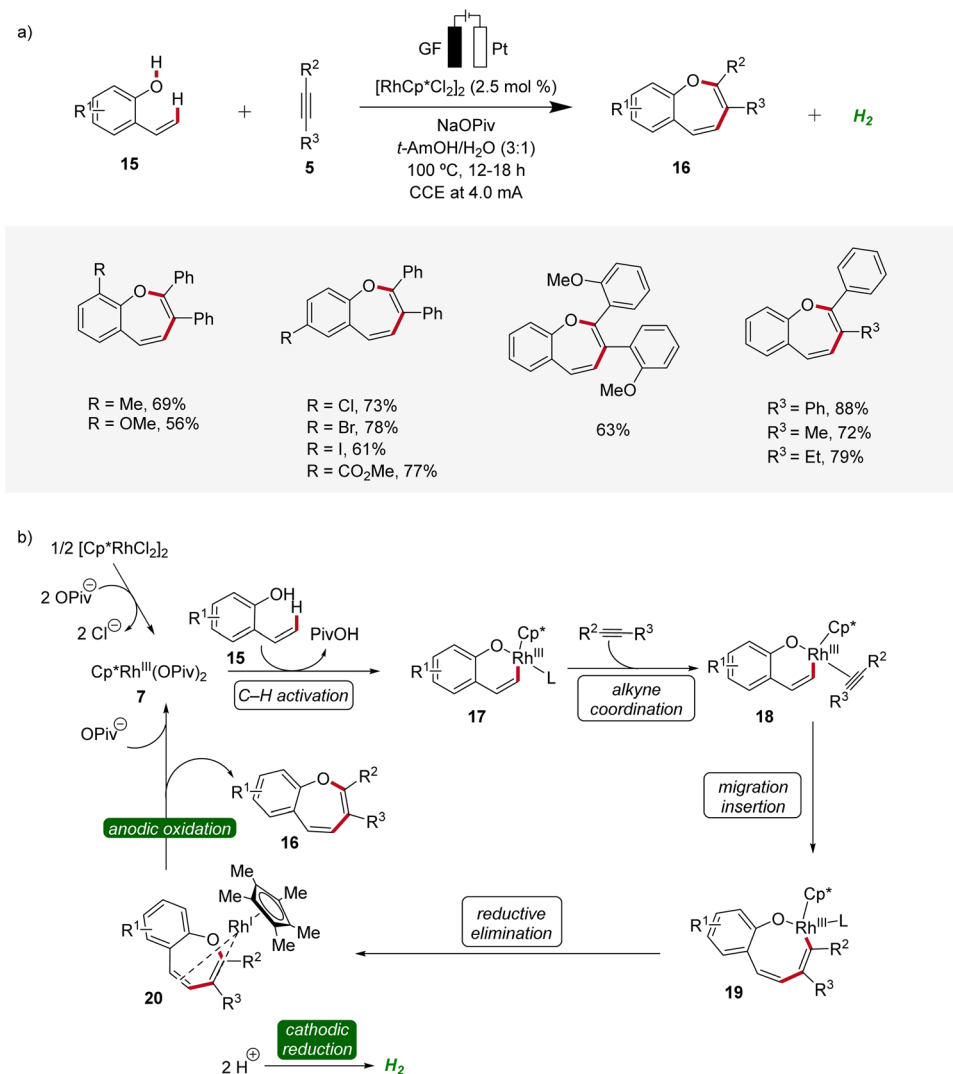
R = Me, 94%
R = *t*-Bu, 66%
R = F, 73%
R = CO₂Me, 57%



R² = Me, 81%
R² = OMe, 92%
R² = *t*-Bu, 45%
R² = TMS, 67%

Scheme 4 Electrochemical synthesis of aza-polycyclic aromatic hydrocarbons **14** via rhodaelectro-catalyzed domino C–H annulations.





Scheme 5 Versatility and mechanism of the rhodaelectro-catalyzed synthesis of benzoxepines **16**.

imidates **4** under flow-electrochemical conditions. This electrocatalytic C-H/N-H alkyne annulation exhibited high levels of functional group tolerance and remarkable regioselectivity with unsymmetrical alkynes **5**. Moreover, the electro-flow approach was suitable for intramolecular C-H/N-H functionalization, providing direct access to azo-tetracycles.¹²

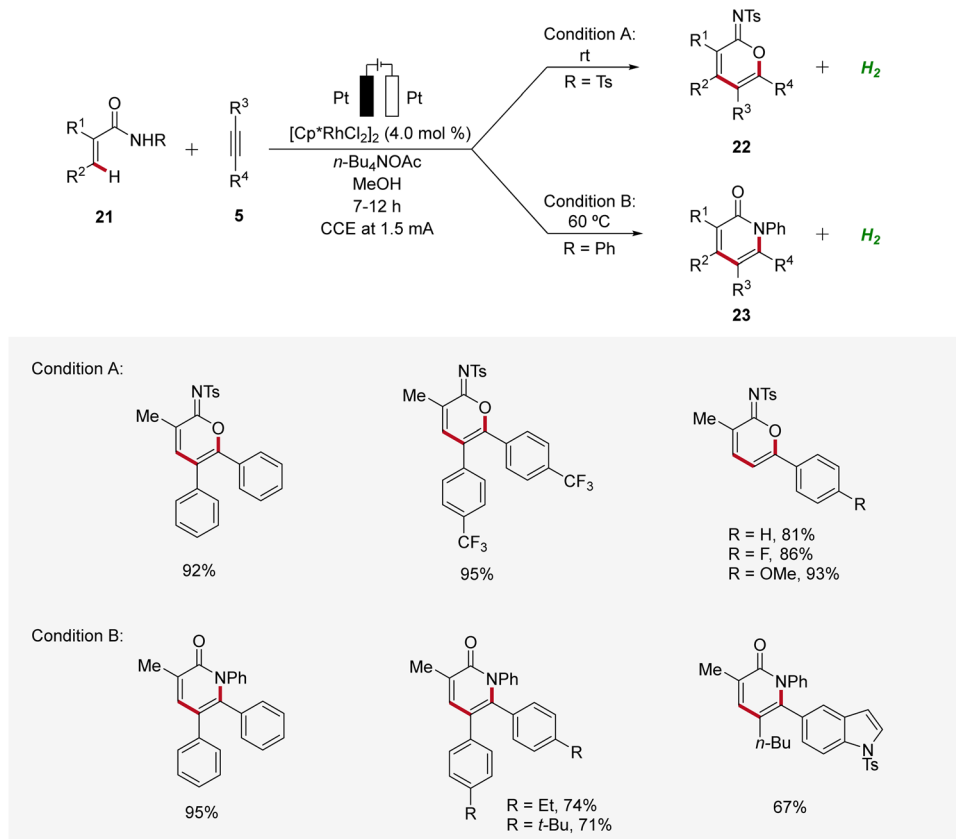
The mechanism of rhoda-electrocatalysis was investigated in detail, employing the isolation and characterization of relevant organometallic intermediates, *in operando* kinetic studies, cyclic voltammetric investigations, and DFT analyses. Thus, the pre-catalyst [Cp^{*}RhCl₂]₂ first undergoes ligand exchange with NaOPiv to form the monomeric Cp^{*}Rh(OPiv)₂ **7**. This complex then is coordinated by the imidate **4**, followed by the formation of the rhoda(III)-cycle **8** through C-H activation. Subsequent coordination of the alkyne **5** and migratory insertion result in the generation of the rhodium(III) heptacycle **10**. Under the electrochemical conditions, the formation of product **6** is promoted by an oxidation-induced reductive elimination

involving the anodic oxidation of the rhoda(III)-cycle **10** to generate rhodium(IV) intermediate **11** (Scheme 3).¹²

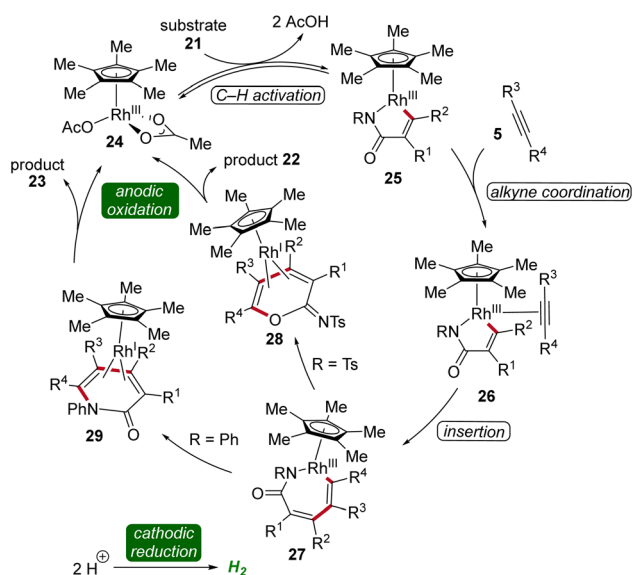
In 2020, Ackermann reported an unique one-step electrochemical assembly of aza-polycyclic aromatic hydrocarbons **14** (aza-PAH) using rhodaelectro-catalyzed domino C-H annulations (Scheme 4).¹³ The reaction of amidoximes **13** and alkynes **5** resulted in the desired aza-PAHs **14** *via* threefold C-H activations with high levels of regioselectivity. The feasibility of this electrocatalysis was proven by scalability, user-friendly setup, and mild reaction conditions. Hence, the electrocatalytic transformation was efficiently established in an undivided cell setup with ample scope and significant levels of functional group tolerance.¹³

Recently, metallaelectro-catalyzed reactions have provided efficient routes for the construction of various five- and six-membered heterocyclic ring structures *via* formal [3 + 2] or [4 + 2] cycloadditions.¹⁴ In 2021, Ackermann reported the first rhodaelectro-catalyzed [5 + 2] cycloaddition reactions for the





Scheme 6 Synthesis of imidates **22** and α -pyridones **23** enabled by divergent rhodaelectro-catalyzed vinylic C–H annulation.



Scheme 7 Plausible catalytic cycle for the assembly of imidates **22** and α -pyridones **23**.

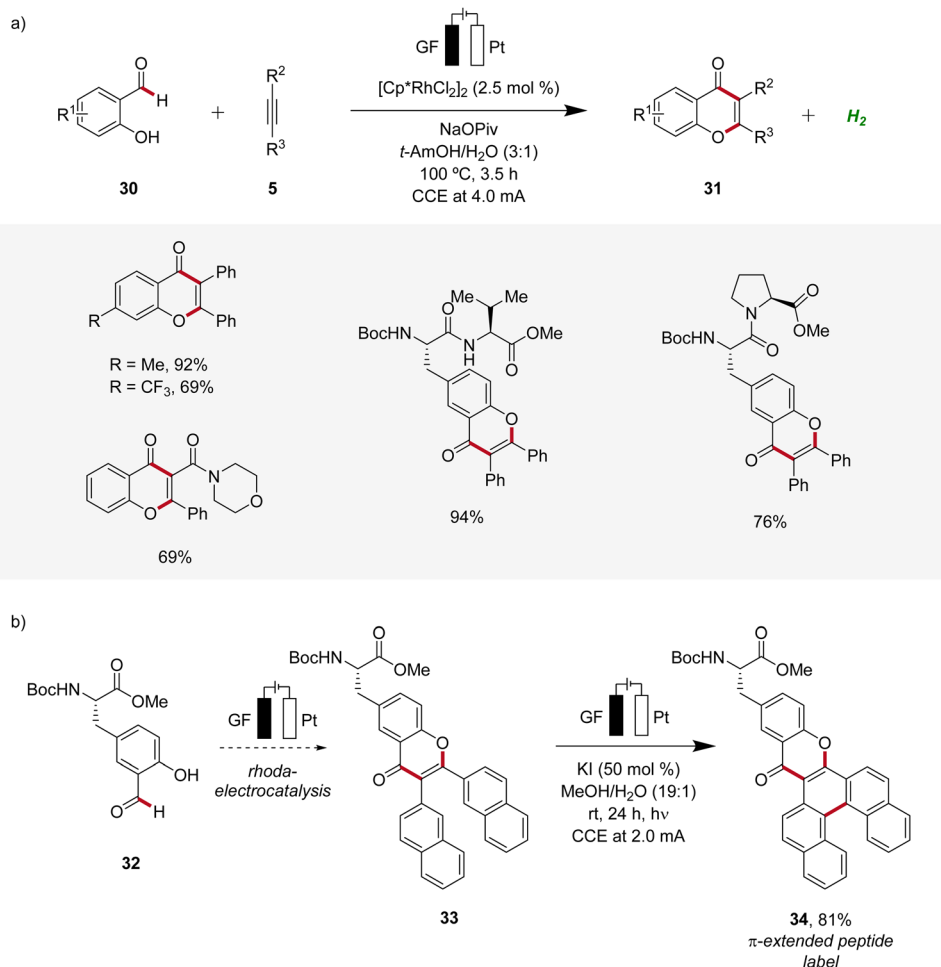
synthesis of benzoxepine motifs **16** using 2-vinylphenols **15** and alkynes **5** (Scheme 5).¹⁵ This rhodium(III)-catalyzed annulation reaction was amenable to diversely functionalized 2-vinylphenols **15**

and alkynes **5**, demonstrating a broad substrate scope and functional group tolerance. Detailed mechanistic studies revealed a facile C–H rhodation under a rhodium(III/I) regime. Furthermore, a benzoxepine-coordinated rhodium(I) sandwich complex **20** could be isolated, which could further be confirmed as a crucial intermediate of the devised electrocatalysis.¹⁵

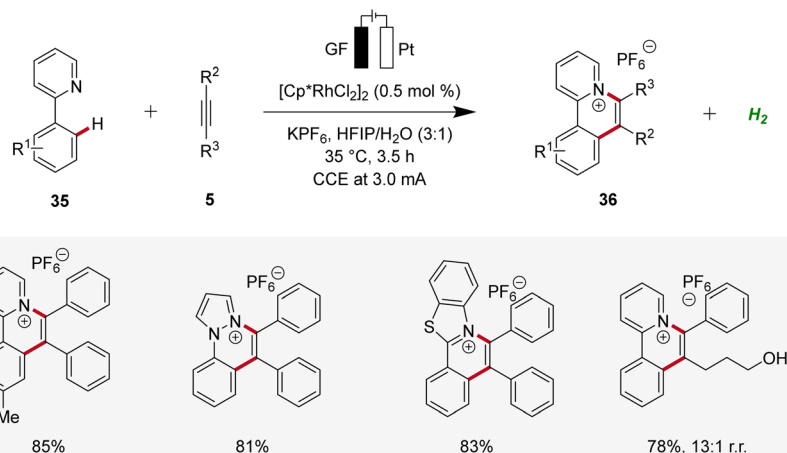
In 2021, Mei established the vinylic C–H annulation of acrylamides **21** with alkynes **5** using divergent rhodaelectro-catalysis (Scheme 6).¹⁶ Various cyclic imidates **22** and α -pyridones **23** were synthesized by varying the *N*-substituent of acrylamides **21** in an undivided cell using mild reaction conditions. The electrocatalysis proceeds for both reaction pathways with excellent regioselectivity using unsymmetrical internal or terminal alkynes **5**.

Cyclic voltammetric analysis and kinetic isotopic effect studies have elucidated the mechanism of this rhodaelectro-catalyzed vinylic C–H annulation. The seven-membered rhoda(III)-cycle **27** is formed by C–H activation followed by insertion of alkyne **5**. This intermediate can undergo two distinct pathways: depending on the electronic nature of the *N*-substituent of the acrylamide **21** either an ionic stepwise pathway that generates intermediate **28**, which further yields the cyclic imidates **22**, or directly a reductive elimination, generating intermediate **29**, which leads to the formation of pyridones **23** takes place (Scheme 7).¹⁶



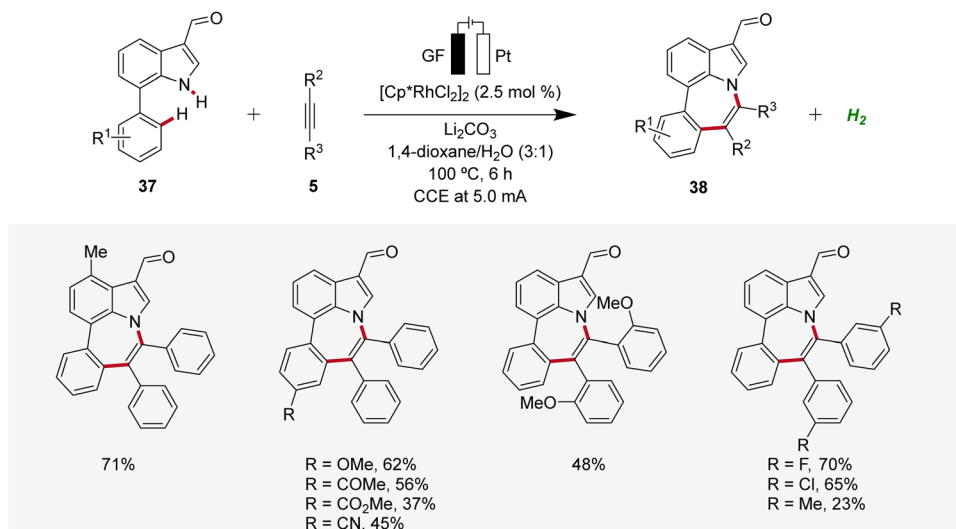


Scheme 8 Versatility of rhodaelectro-catalyzed alkyne annulations for the synthesis of chromones **31** and its application to introduce fluorescent labels **34**.

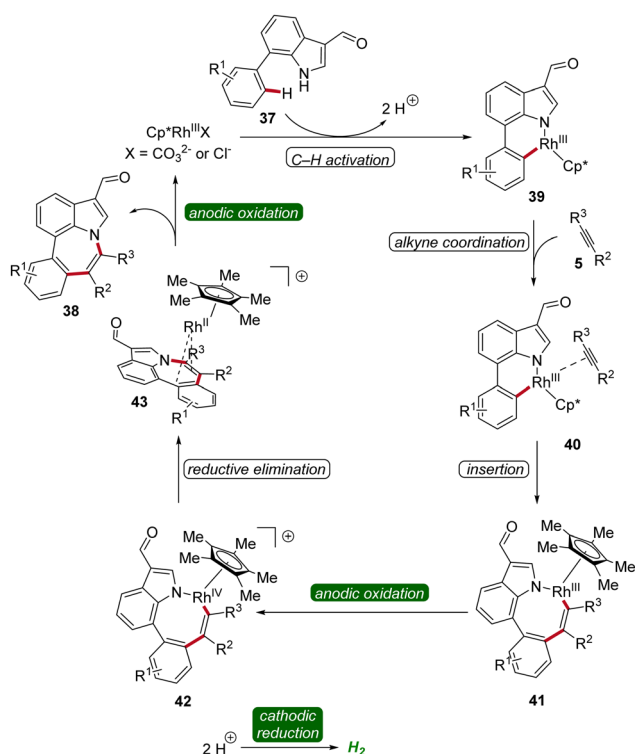


Scheme 9 Rhodaelectro-catalyzed C–H annulation to construct cationic polycyclic heteroarenes **36**.





Scheme 10 Rhodaelectro-catalyzed [5 + 2] C-H/N-H annulation reaction for the construction of azepino[3,2,1-*hi*]indoles **38**.



Scheme 11 Mechanism of rhodaelectro-catalyzed [5 + 2] C-H/N-H annulation reaction for the assembly of azepino[3,2,1-*hi*]indoles **38**.

In 2021, Ackermann developed a rhodaelectro-catalyzed formyl C-H activation (Scheme 8).¹⁷ This strategy enabled the direct synthesis of various chromones **31** from hydroxybenzaldehydes **30**. Notably, despite benzaldehydes generally being considered oxidation-sensitive, the identified mild reaction conditions for the rhoda-electrocatalysis allowed for an

applicability with a wide range of substrates including peptides (Scheme 8a). Moreover, it was demonstrated that from the obtained chromone **33** π -extended peptide labels **34** can be accessed through a photoelectrochemical process (Scheme 8b).¹⁷

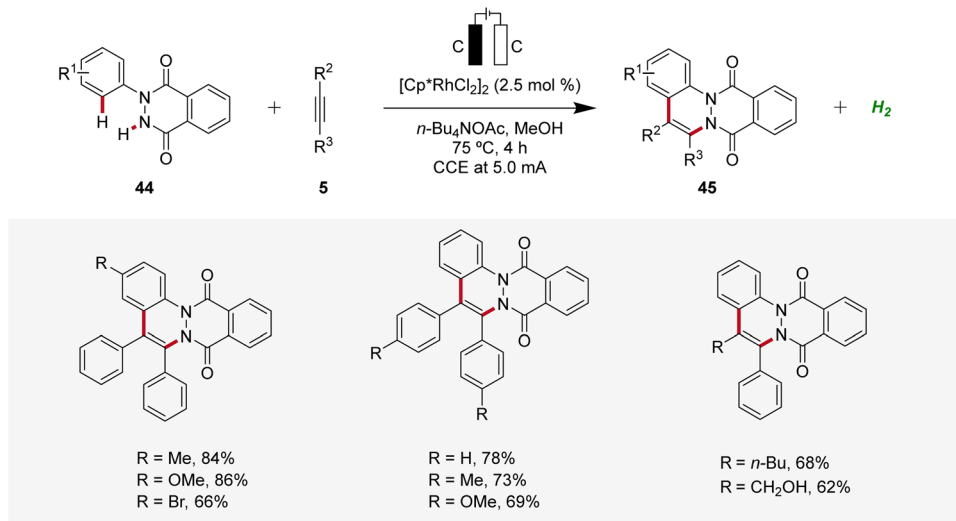
In 2021, Zhang described a rhodaelectro-catalyzed C-H annulation for the construction of cationic polycyclic heteroarenes **36** (Scheme 9).¹⁸ Here, mechanistic studies, including the isolation of organometallic intermediates and cyclic voltammetric analyses, were conducted. Additionally, the regioselectivity in the annulation process was elucidated through detailed computational studies.¹⁸

In 2022, Ackermann, Huang, and Ni reported a rhodaelectro-catalyzed [5 + 2] C-H/N-H annulation using 7-phenylindoles **37** with alkynes **5** in an undivided cell to construct azepino[3,2,1-*hi*]indoles **38** (Scheme 10).¹⁹ This electrocatalysis exhibited a broad substrate scope with ample functional group tolerance and gram scalability through flow electrocatalysis. Thus, 7-phenylindoles **37** substituted at different positions as well as *ortho*-, *meta*-, or *para*-substituted diphenylacetylenes **5** proved to be compatible.¹⁹

A reaction mechanism was proposed derived from deuterium-labeling studies, cyclic voltammetric analyses, and X-ray photoelectron spectroscopy studies. Based on these findings, the formation of the six-membered rhoda(III)-cycle **39** through C-H activation was postulated. A migratory insertion with coordinated alkyne **5** then occurs, leading to the eight-membered rhoda(III)-cycle **41**. Finally, an oxidation-induced reductive elimination *via* a rhodium(III/IV/II) pathway facilitates the release of the azepino[3,2,1-*hi*]indole product **38** (Scheme 11).¹⁹

Similarly, in 2022, a rhodaelectro-catalyzed [4 + 2] C-H annulation was reported by Roy for the synthesis of cinnolines **45** (Scheme 12).²⁰ The C-H/N-H annulation of arylhydrophthalazinediones **44** with alkynes **5** using precatalyst [Cp*RhCl₂]₂ in





Scheme 12 Rhodaelectro-catalyzed C–H/N–H annulation for the synthesis of cinnolines **45**.

an undivided cell under galvanostatic conditions afforded efficiently the desired cinnolines **45**. The robustness and versatility of the developed method was tested by employing diversely decorated 2-aryl-3-hydrophthalazinediones **44** as well as symmetrical and unsymmetrical internal alkynes **5**, while the desired products **45** were furnished in good to excellent yields. However, terminal alkynes were not compatible. Cyclic voltammetry and differential pulse voltammetry experiments revealed the formation of the annulated products **45** through a Rh(III/I) and Rh(III/IV) pathway.²⁰

Likewise, a rhodaelectro-catalyzed [4 + 2] C–H activation/annulation with internal alkynes **5** was reported by Ling in 2022 (Scheme 13).²¹ This expedient strategy provided a new series of polycyclic (7-deaza)purinium salts **47** in excellent yields and proved to be compatible with various substitution patterns on both the (7-deaza)purine **46** as well as the alkyne **5**. Mechanistic studies employing cyclic voltammetry demonstrated that the coordination of **46** to the $\text{Cp}^*\text{Rh(III)}$ catalyst and successive cyclometallation gives rhoda(III)-cycle **48**, which upon migratory insertion with alkyne **5** and subsequent reductive elimination delivers the rhodium(I) sandwich complex **51**. By anodic oxidation of complex **51** the annulated product **47** is released and the catalytically competent rhodium(III) is regenerated (Scheme 13).²¹

Recently, Ackermann accomplished rhodaelectro-catalyzed C–H annulations using enamides **52** and alkynes **5** in a user-friendly undivided cell setup (Scheme 14).²² Interestingly, a bifurcated reaction pathway was uncovered, where the solvent system was identified as crucial factor in controlling the chemo-selectivity. Thus, through the rational choice of the reaction medium, the product formation between pyrroles **53** and lactones **54** could be switched. This example demonstrates how the ability to control chemo-selectivity broadens synthesis possibilities and allows access to a wider range of heterocyclic structures.²²

The bifurcated rhodaelectro-catalysis to construct pyrroles **53** or lactones **54** involves a multi-step reaction mechanism (Scheme 15). Initially, the catalytically active $\text{Cp}^*\text{Rh(III)}$ species is formed followed by the coordination of enamide **52**, yielding intermediate **55**. Next, C–H activation takes place to form rhoda(III)-cycle **56**. Thereafter, migratory insertion of alkyne **5** and anodic oxidation results in the formation of rhodium(IV) species **58**, promoting a reductive elimination to form intermediate **59**. The active rhodium(III) catalyst is then regenerated through anodic oxidation, ultimately releasing product **53**. Regarding the chemo-divergence, it is proposed that the cathodic hydrogen evolution reaction (HER) promotes the ester hydrolysis when an aqueous medium is employed, initiating the divergent catalytic scenario primarily involving neutral rhodium intermediates leading to lactones **54**.²²

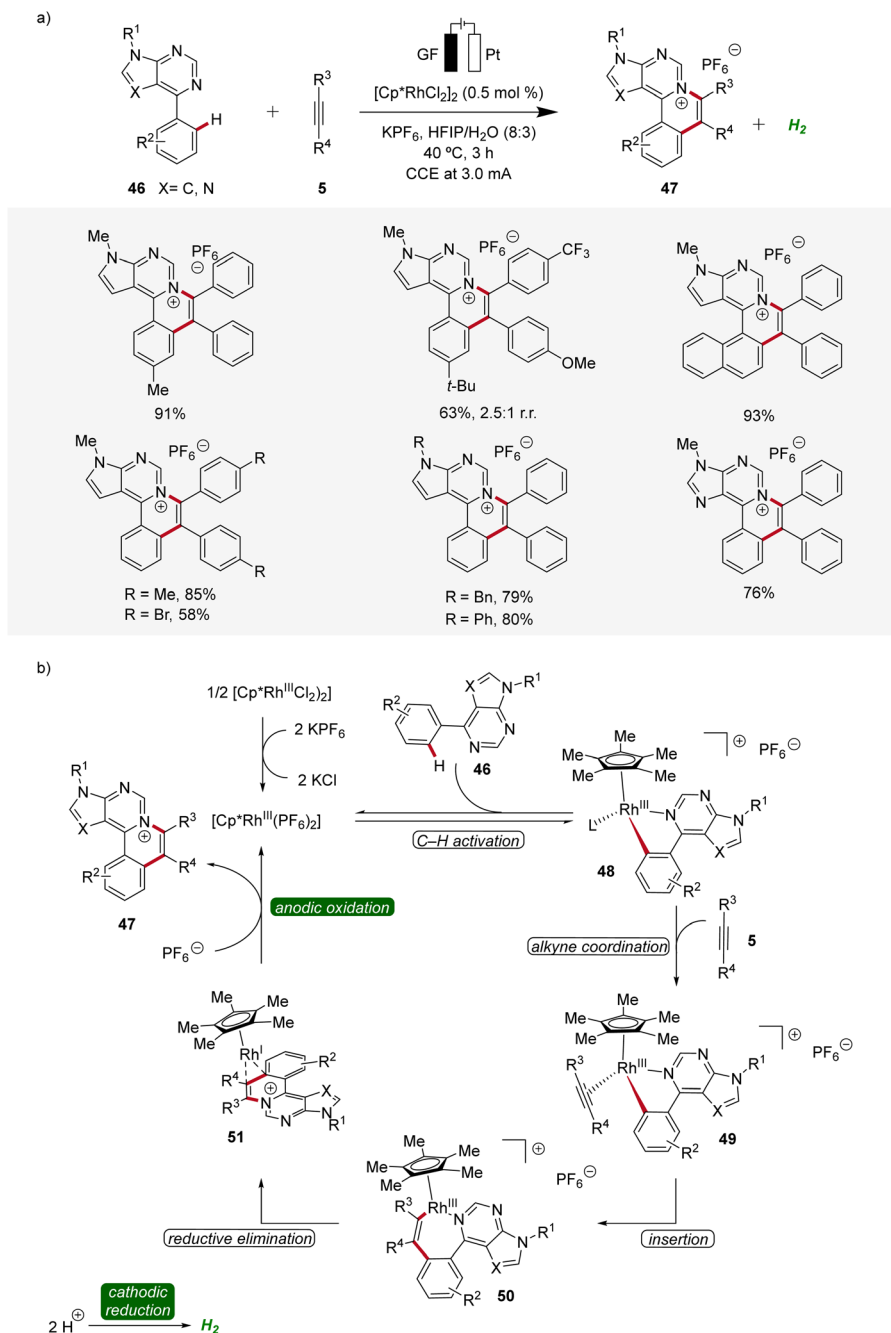
2.2 Iridaelectro-catalyzed C–H activation

Iridium-catalyzed C–H activation has emerged as a powerful and versatile methodology in modern organic synthesis.²³ In 2018, Ackermann developed the first iridaelectro-catalyzed C–H activation, which provided access to various isobenzofuranones **3** from benzoic acids **1** (Scheme 16).²⁴ With benzoquinone as redox catalyst an indirect, cooperative electrocatalysis was uncovered.

Thereafter, in 2019, Mei developed an iridaelectro-catalyzed C–H annulation of acrylic acids **60** to obtain biorelevant α -pyrones **61** (Scheme 17).²⁵ The reaction conditions comprised galvanostatic electrolysis in the presence of a $[\text{Cp}^*\text{IrCl}_2]_2$ pre-catalyst. Various α -substituted acrylic acids **60** and internal alkynes **5** were tolerated, resulting in good to excellent yields of the desired α -pyrones **61**. The electrocatalysis demonstrated moderate to excellent regioselectivity with unsymmetrical alkynes **5**.²⁵

The irida-electrocatalysis proceeds in an iridium(III/I) regime (Scheme 18). The irida(III)-cycle **62** is formed through





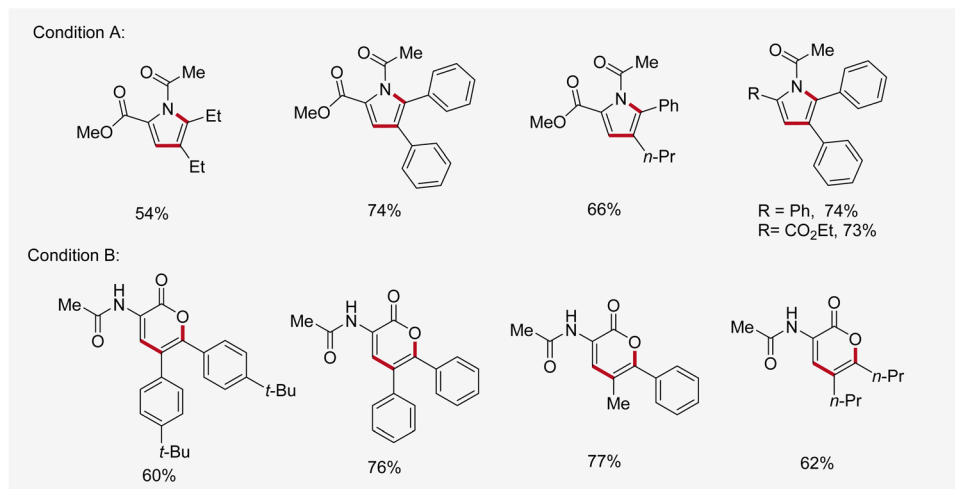
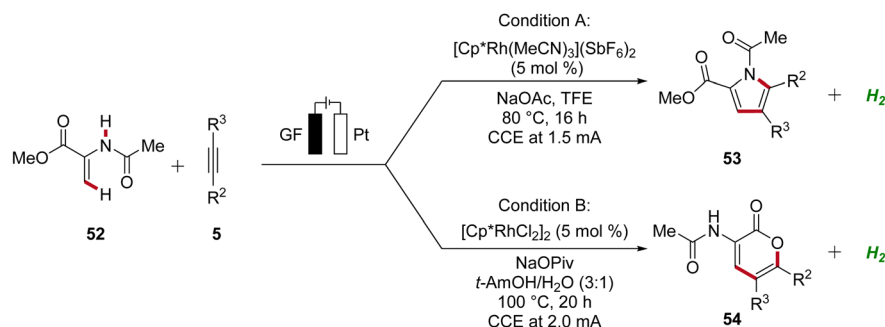
Scheme 13 Versatility and mechanism of rhodaelectro-catalyzed [4 + 2] C–H annulation.

carboxylate-assisted C–H activation, followed by coordination and insertion of the alkyne **5**. Subsequently, by reductive elimination the sandwich complex **65** is formed, which, through anodic oxidation, releases the product **61**.²⁵

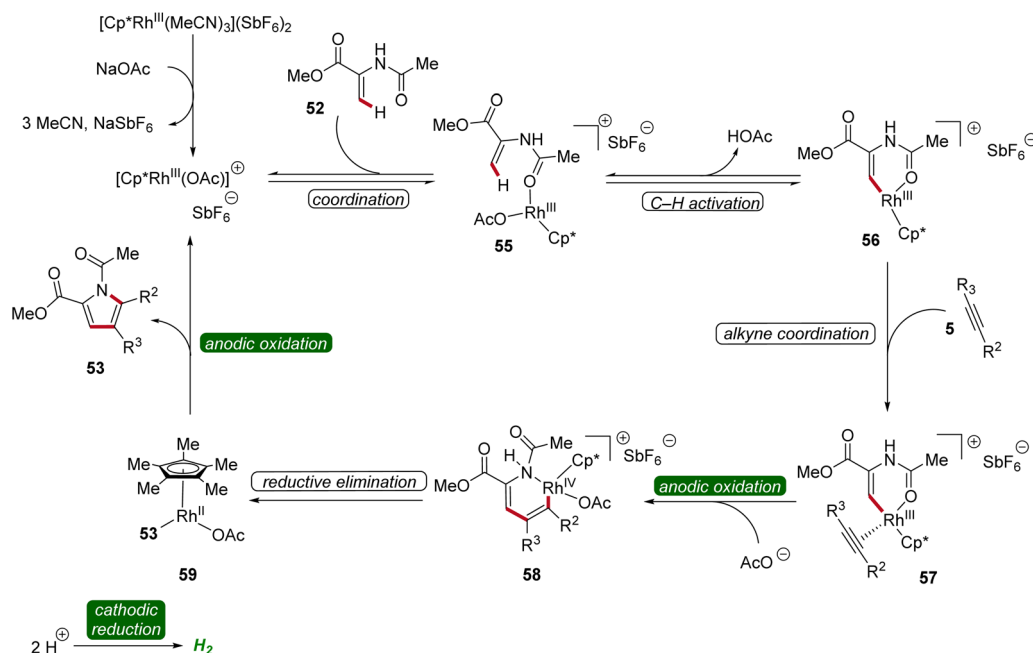
Isocoumarins are known for their significant biological effects and commonly found in natural substances and medicinal compounds.²⁶ In 2021, Guo and Mei developed an iridaelectro-catalyzed regioselective annulation of easily accessible aromatic carboxylic acids **1** with internal alkynes **5** to access isocoumarins **66** with moderate to excellent

regioselectivity (Scheme 19).²⁷ The electrocatalysis demonstrated broad compatibility with various substrates **1** and **5**, including dialkyl acetylenes. Mono-substituted benzoic acids **1** with electron-donating and electron-neutral substituents readily reacted in satisfactory yields, while strong electron-withdrawing groups afforded lower yields. However, with more sterically hindered arylalkynes the efficiency is decreased (Scheme 19a). Interestingly, the reaction with *tert*-propargyl alcohols **5a** efficiently furnished isocoumarins **67** under identical reaction conditions as a single regioisomer (Scheme 19b).²⁷



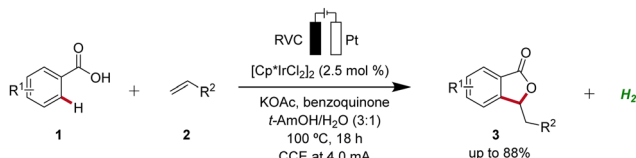


Scheme 14 Bifurcated rhodaelectro-catalyzed C–H annulation strategy for the synthesis of pyrroles **53** and lactones **54**.



Scheme 15 Plausible catalytic cycle for the bifurcated rhodaelectro-catalyzed C–H annulation leading to pyrroles **53**.



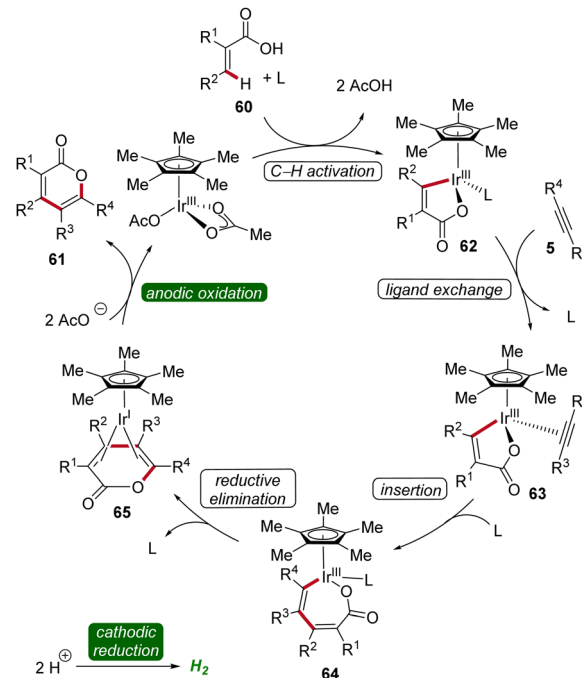


Scheme 16 First iridaelectro-catalyzed C–H activation enabled by cooperative action of benzoquinone as redox catalyst.

Recently, Guo and Yang described an iridaelectro-catalyzed C–H annulation, yielding cationic π -extended heteroarenes **69** (Scheme 20).²⁸ The strategy demonstrated a broad substrate scope and was compatible with various *N*-heteroarenes as directing groups, including pyridine and purine derivatives. Additionally, mechanistic studies indicated an iridium(III/I) regime.²⁸

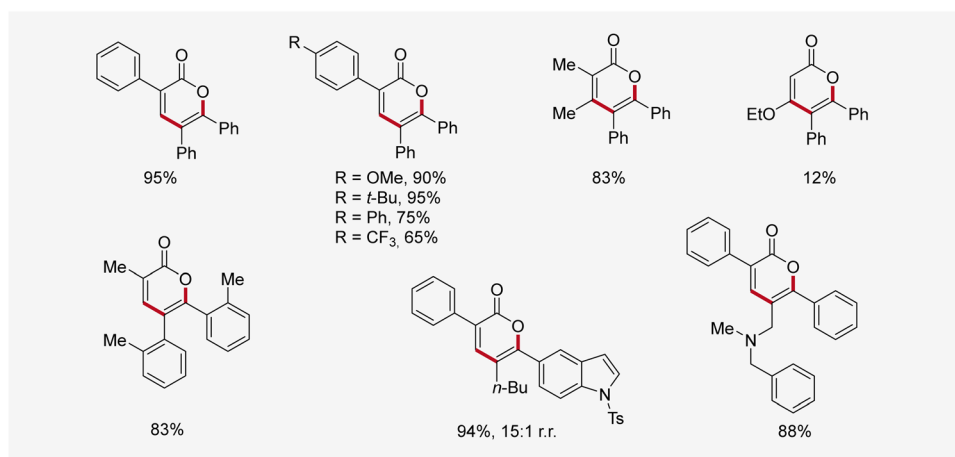
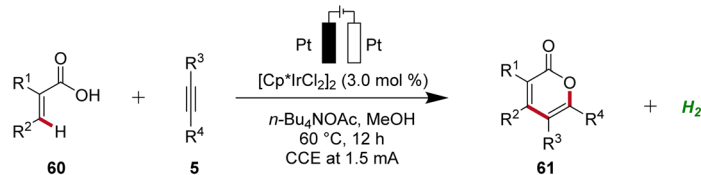
2.3 Ruthenaelectro-catalyzed C–H activation

Ruthenium catalysis is highly attractive due to the exceptional catalytic reactivity of ruthenium, combined with its good availability compared to more expensive transition metals like palladium and rhodium.²⁹ In 2018, Ackermann reported the first example of ruthenaelectro-catalyzed C–H activation by weak *O*-coordination for the construction of isocoumarins **70** (Scheme 21).³⁰ The reaction involves an *in situ* formed ruthenium(II) carboxylate catalyst mediating the C–H bond activation in a reaction medium of *tert*-amyl alcohol and water. This ruthena-electrocatalysis proved to be versatile and was amenable to both electron-rich as well as electron-deficient arenes **1** and alkynes **5**. Notably,



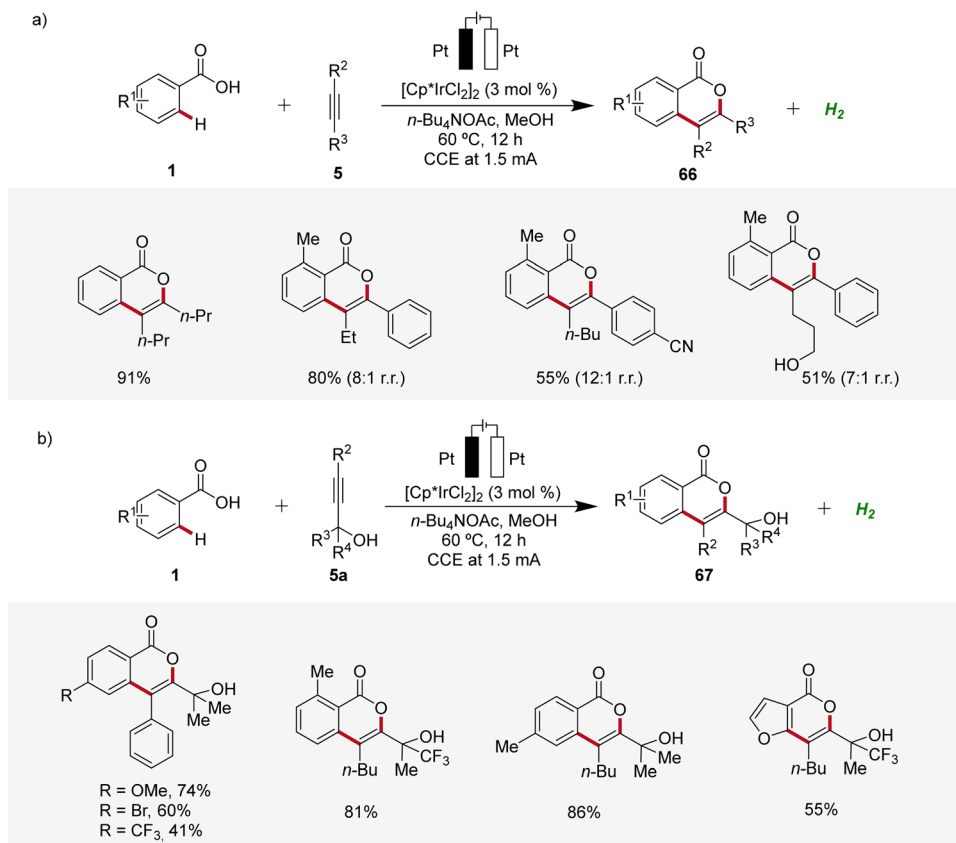
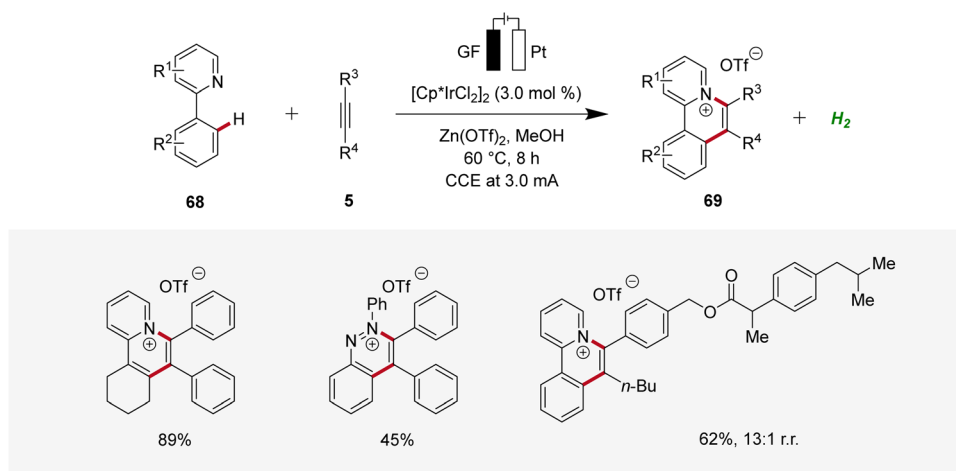
Scheme 18 Mechanism of iridium-catalyzed electrochemical vinylic C–H annulation of acrylic acids **60**.

unsymmetrical alkynes **5** reacted to the desired product **70** with high levels of regioselectivity (Scheme 21a). Additionally, the electrocatalysis was also found to be compatible with benzamides **71**, to form the corresponding isoquinolones **72** (Scheme 21b).³⁰



Scheme 17 Electrochemical iridium-catalyzed vinylic C–H annulation of acrylic acids **60**.

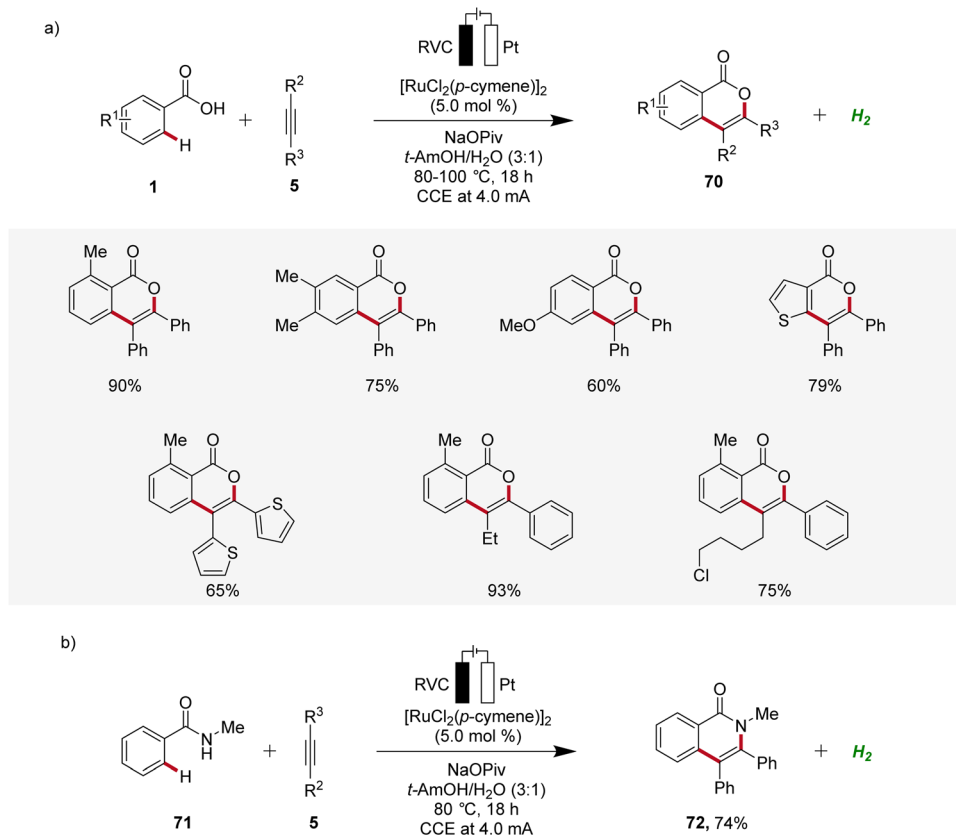


Scheme 19 Synthesis of isocoumarin derivatives **66** and **67** through irida-electrocatalysis.Scheme 20 Synthesis of cationic π -extended heteroarenes **69** through irida-electrocatalysis.

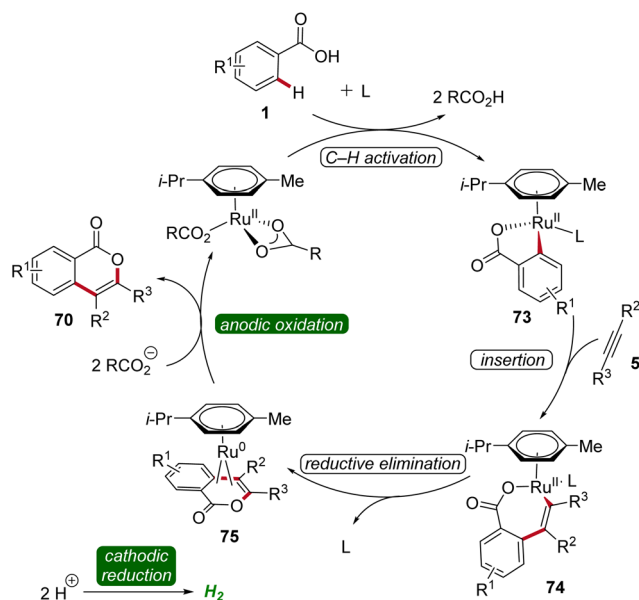
Based on detailed mechanistic studies, a plausible catalytic cycle was proposed (Scheme 22). Initially, the *ortho* C–H activation occurs, leading to the formation of the ruthena(II)-cycle **73**. Subsequently, the insertion of alkyne **5** takes place, forming

the seven-membered ruthena(II)-cycle **74**, which undergoes reductive elimination to produce the ruthenium(0) sandwich complex **75**. This complex is then anodically oxidized, releasing product **70** and regenerating the catalytically competent





Scheme 21 Electro-oxidative ruthenium-catalyzed alkyne annulation to construct (a) isocoumarins **70** and (b) isoquinolones **72**.



Scheme 22 Catalytic cycle for the electro-oxidative ruthenium-catalyzed alkyne annulation by weakly coordinating benzoic acids **1**.

ruthenium(II) carboxylate species, while cathodic reduction generates molecular hydrogen being the sole stoichiometric byproduct (Scheme 22).³⁰

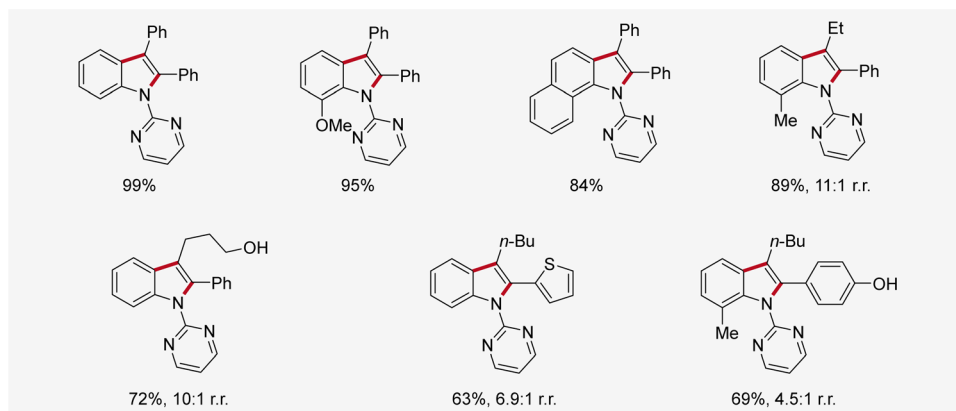
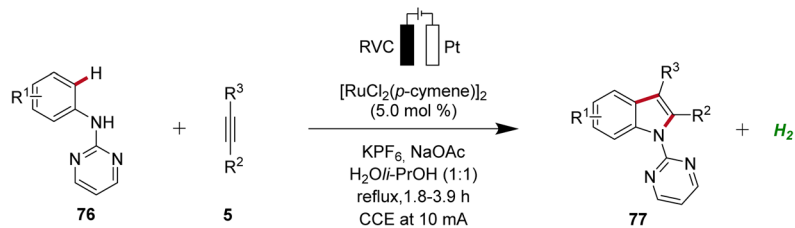
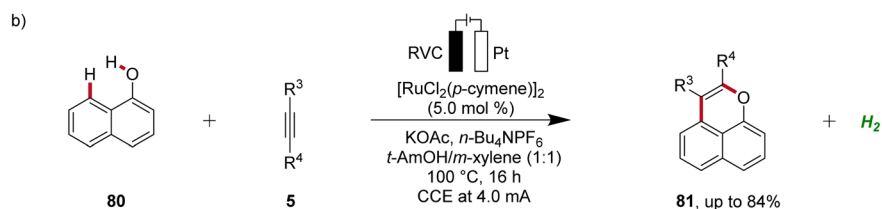
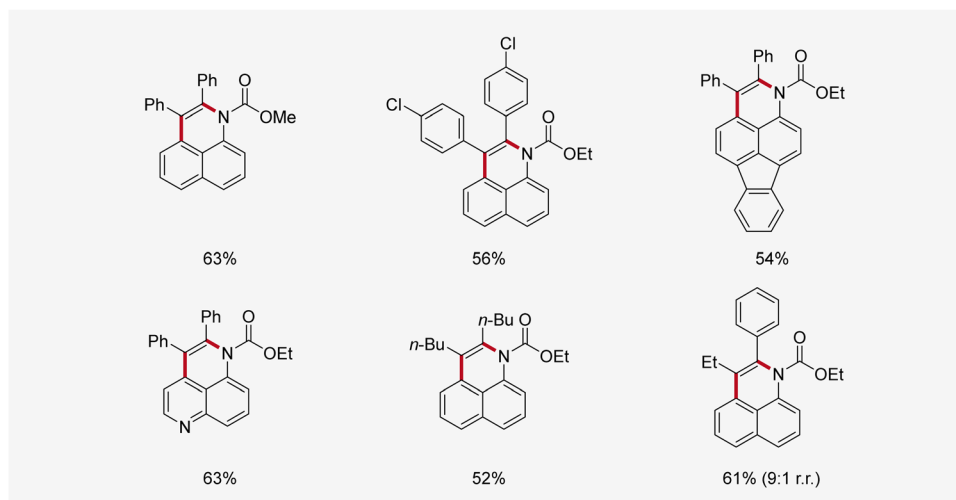
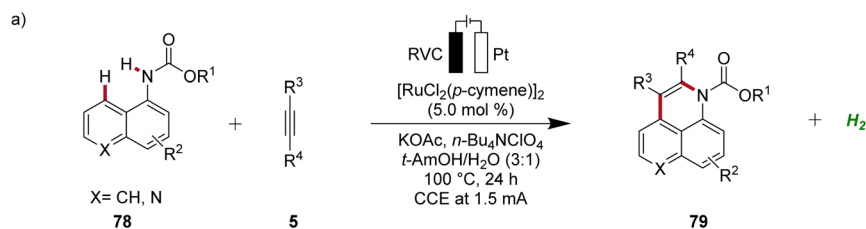
Concurrently, Xu developed a ruthenaelectro-catalyzed C-H annulation of anilines **76** with alkynes **5** in an undivided cell under galvanostatic electrolysis (Scheme 23).³¹ The electrocatalysis allowed access to indoles **77** with diverse functional groups in good to excellent yields. However, substrates with highly sterically hindered functional groups exhibited diminished regioselectivity and reactivity.³¹

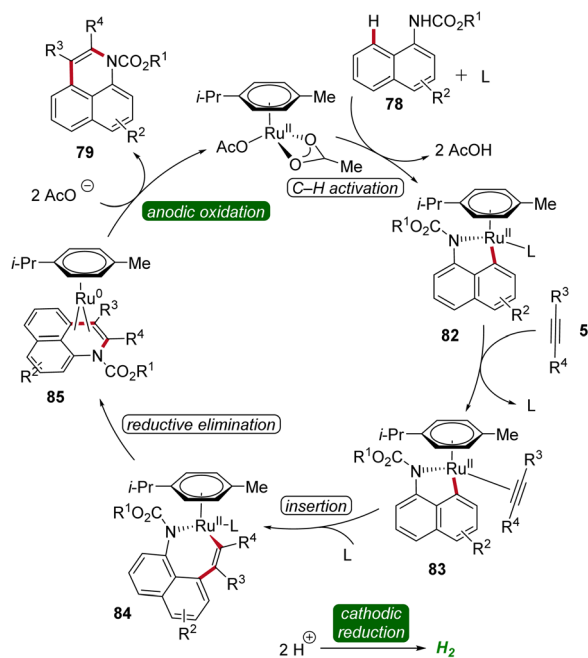
In 2018, Ackermann established an electrochemical *peri*-selective C-H alkyne annulation of aryl carbamates **78** and naphthols **80** using ruthenium-catalysis (Scheme 24).³² Here, electrochemical conditions for facilitating both C-H/N-H and C-H/O-H annulations were identified. The versatility of this approach was assessed by varying the functional groups on both substrates demonstrating excellent site-, regio-, and chemo-selectivity. The strategy provided access to diverse benzoquinoline derivatives **79** and pyrans **81** in a step-economical manner with high efficacy and selectivity.³²

Based on detailed mechanistic studies, a possible catalytic cycle was proposed (Scheme 25). The catalytic cycle begins with organometallic C-H activation, generating a ruthena(II)-cycle **82**. Migratory alkyne insertion then forms a seven-membered ruthena(II)-cycle **84**, which undergoes reductive elimination to produce a ruthenium(0)-sandwich complex **85**. The anodic oxidation of complex **88** results in the desired product **79**.³²

In 2019, Li and He likewise employed ruthenaelectro-catalysis to access isocoumarins **70** (Scheme 26).³³ Here, an



Scheme 23 Ruthenaelectro-catalyzed C–H/N–H annulation for the synthesis of indoles **77**.Scheme 24 Ruthenaelectro-catalyzed *peri*-selective C–H alkyne annulations to access benzoquinolines **79** and pyrans **81**.



Scheme 25 Catalytic cycle for the ruthenaelectro-catalyzed alkyne annulation of arylcarbamates **78**.

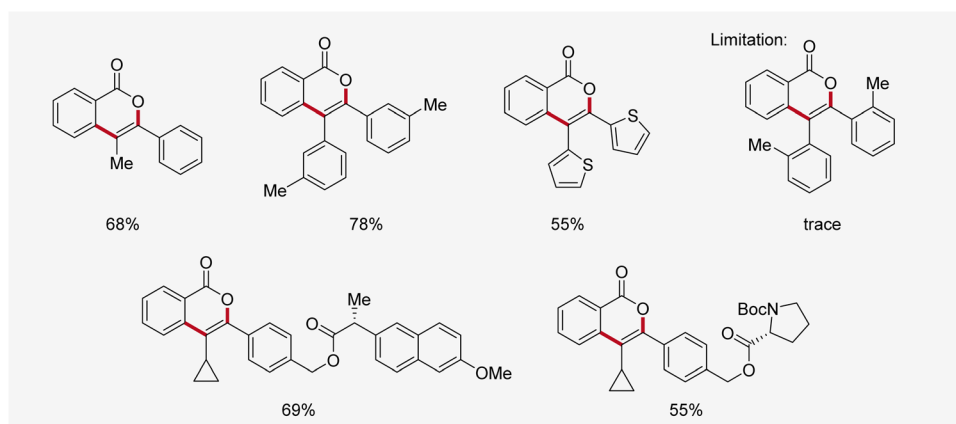
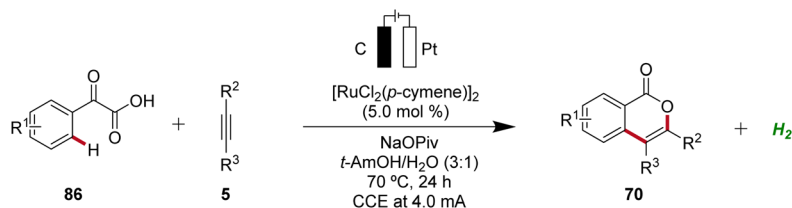
electrochemical decarboxylative C–H annulation strategy involving arylglyoxylic acids **86** and internal alkynes **5** was devised for the construction of isocoumarins **70**. This regime was applicable with both symmetrical and unsymmetrical internal alkynes **5** showing high levels of regioselectivity. However, sterically congested alkynes **5** as well as electron-withdrawing

functional groups on the arylglyoxylic acid **86** resulted in low efficiency of the electrocatalysis.³³

To gain mechanistic insights of the decarboxylative ruthenaelectrocatalysis, ¹⁸O-labeled isotope and kinetic isotope effect experiments were conducted. Here, a cooperative action of the anodic decarboxylation and C–H activation was found. The reaction initiates with the carboxyl group of the arylglyoxylic acid **86** coordinating to the active ruthenium(II) carboxylate species, leading to the formation of intermediate **87**. Subsequently, this intermediate undergoes anodic single-electron oxidation to promote a decarboxylation and hydration to yield intermediate **88**. Next, further anodic oxidation along with C–H activation leads to ruthena(II)-cycle **89** and the migratory insertion of alkyne **5** to generate the seven-membered ruthena(II)-cycle **91** is realized. Lastly, reductive elimination takes place, resulting in the formation of desired product **70** and the active ruthenium(II) carboxylate species is regenerated by anodic oxidation (Scheme 27).³³

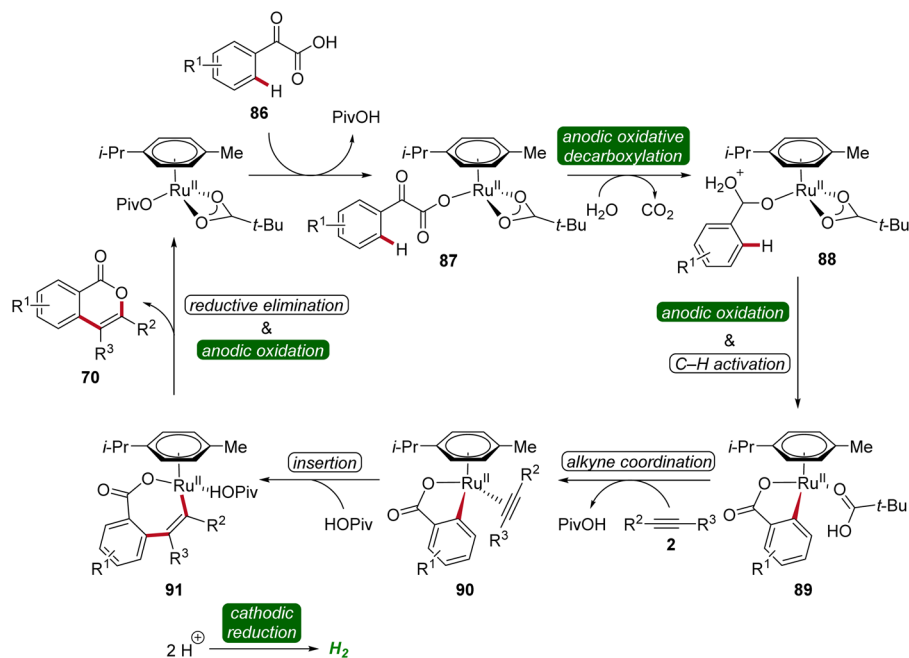
In 2019, Tang developed an electrocatalytic method for synthesizing polycyclic isoquinolinones **93** through double C–H activation (Scheme 28).³⁴ The reaction was effective using a simple undivided cell under galvanostatic electrolysis and was compatible with a wide range of benzamides **92** and alkynes **5** yielding the desired fused products **93** with medium to excellent yields. The high site-selectivity of the electrocatalysis was further demonstrated by using *meta*-substituted benzamides **92**.³⁴

The initial step of the proposed mechanism involves the formation of ruthena(II)-cycle **94** through C–H activation. Subsequently, the insertion of alkyne **5** leads to intermediate **95**, which then undergoes reductive elimination to furnish **96**.

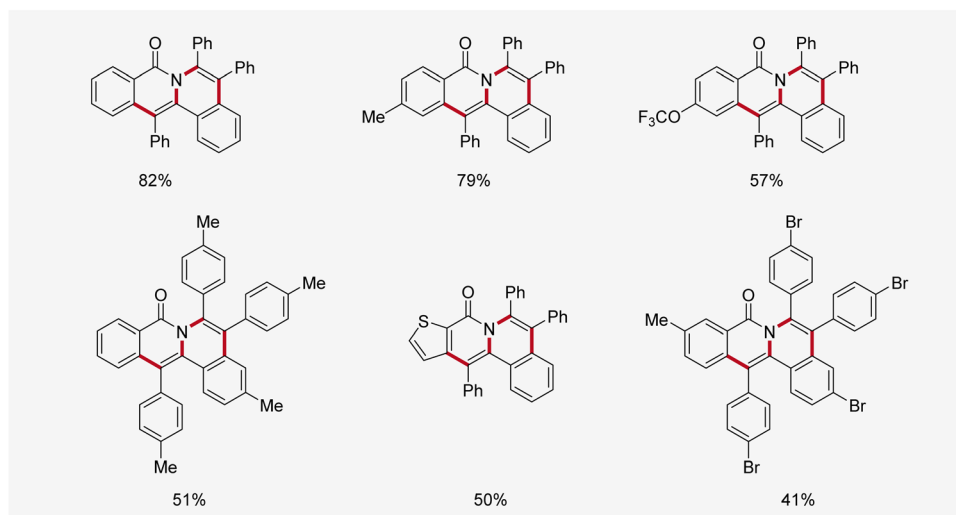
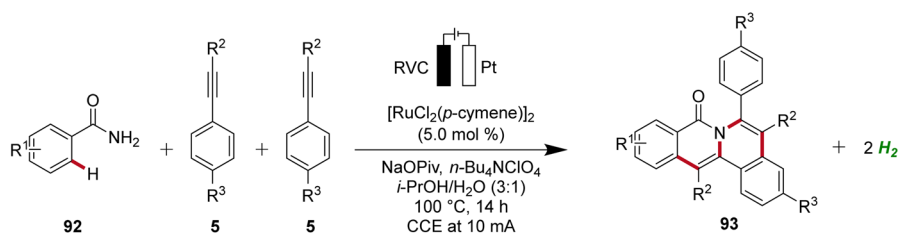


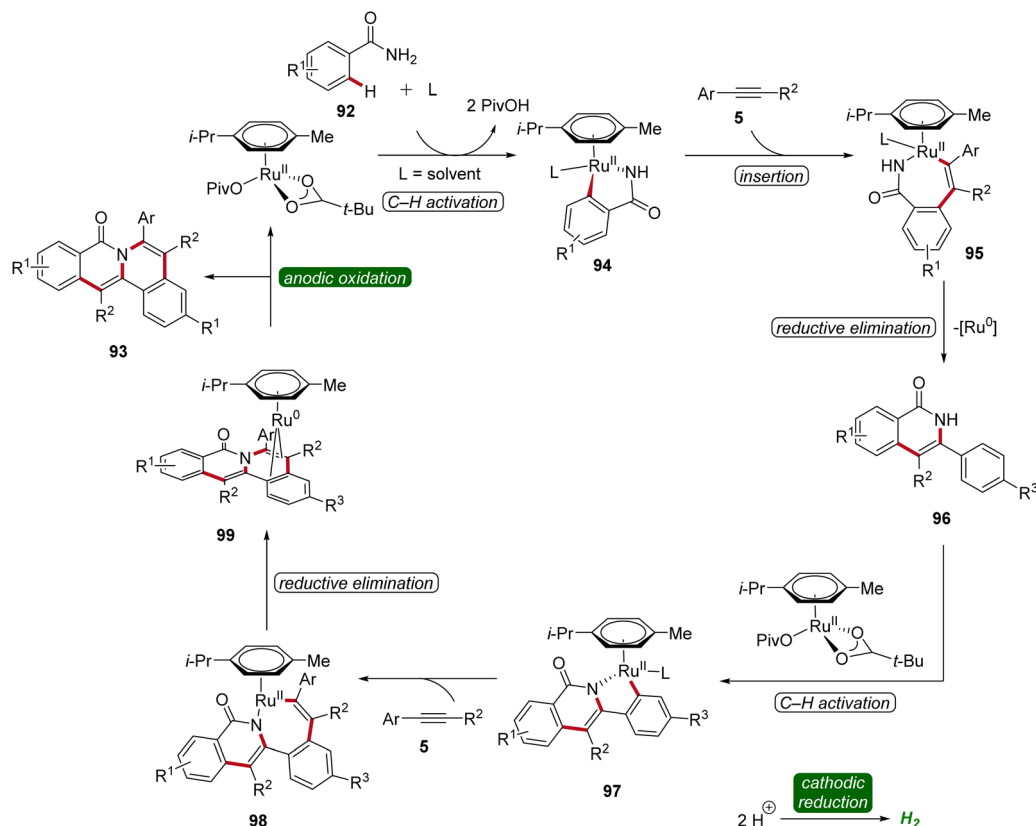
Scheme 26 Decarboxylative ruthenaelectro-catalyzed C–H annulation to access isocoumarins **70**.



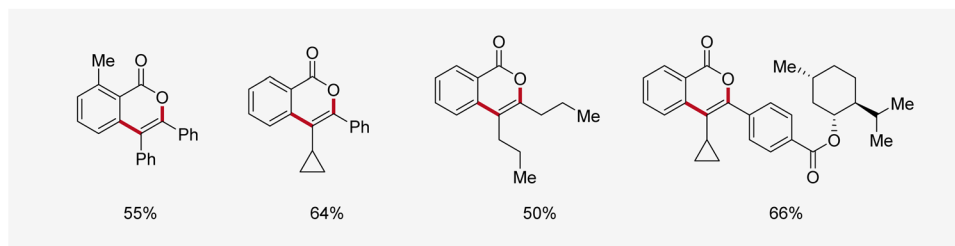
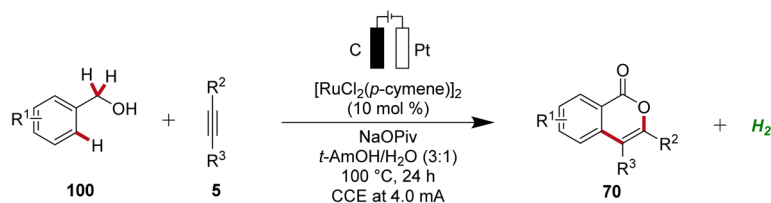


Scheme 27 Mechanism of the decarboxylative ruthenaelectro-catalyzed C-H annulation.

Scheme 28 Ruthenaelectro-catalyzed C-H annulation for the chemoselective synthesis of polycyclic isoquinolinones **93**.



Scheme 29 Simplified catalytic cycle for the ruthenaelectro-catalyzed double C–H activation.

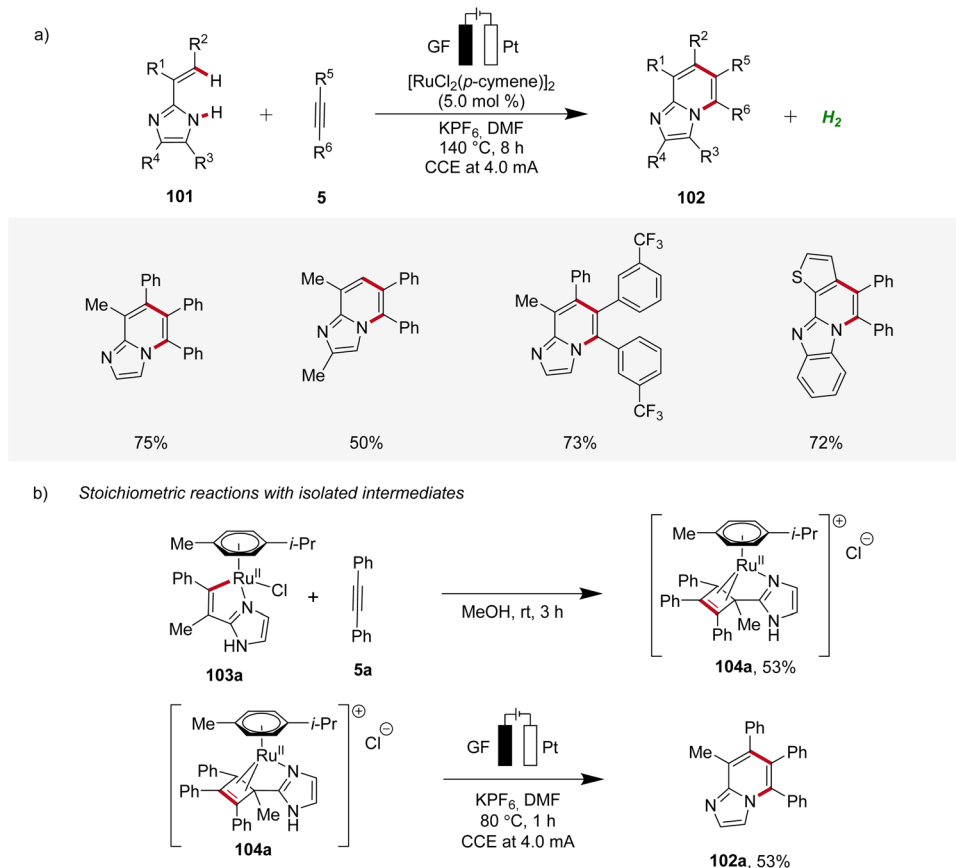


Scheme 30 Ruthenaelectro-catalyzed C–H annulations for the synthesis of isocoumarins **70** from benzylic alcohols **100**.

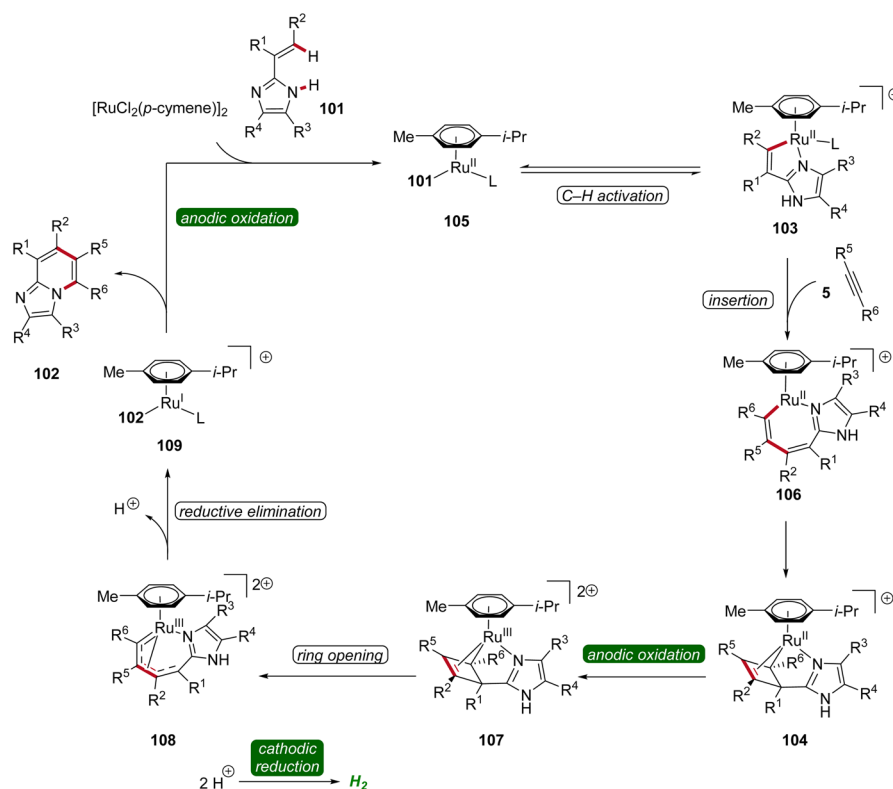
This is followed by a second C–H activation event, resulting in the formation of yet another cyclometallated intermediate **97**. Through a sequence involving the insertion of a second alkyne **5** and subsequent reductive elimination, the ruthenium(0) sandwich complex **99** is formed. Ultimately, product **93** is released from complex **99** through anodic oxidation (Scheme 29).³⁴

Li applied the ruthenaelectro-catalyzed C–H annulation strategy for the synthesis of isocoumarin cores **70** from primary benzylic alcohols **100** (Scheme 30).³⁵ Notably, this regime allowed benzylic alcohols **100** to act as weakly directing group precursors to acquire isocoumarins **70** via multiple C–H functionalizations. The electrocatalysis displayed high regio- and site-selectivity with a broad substrate scope. In contrast to internal



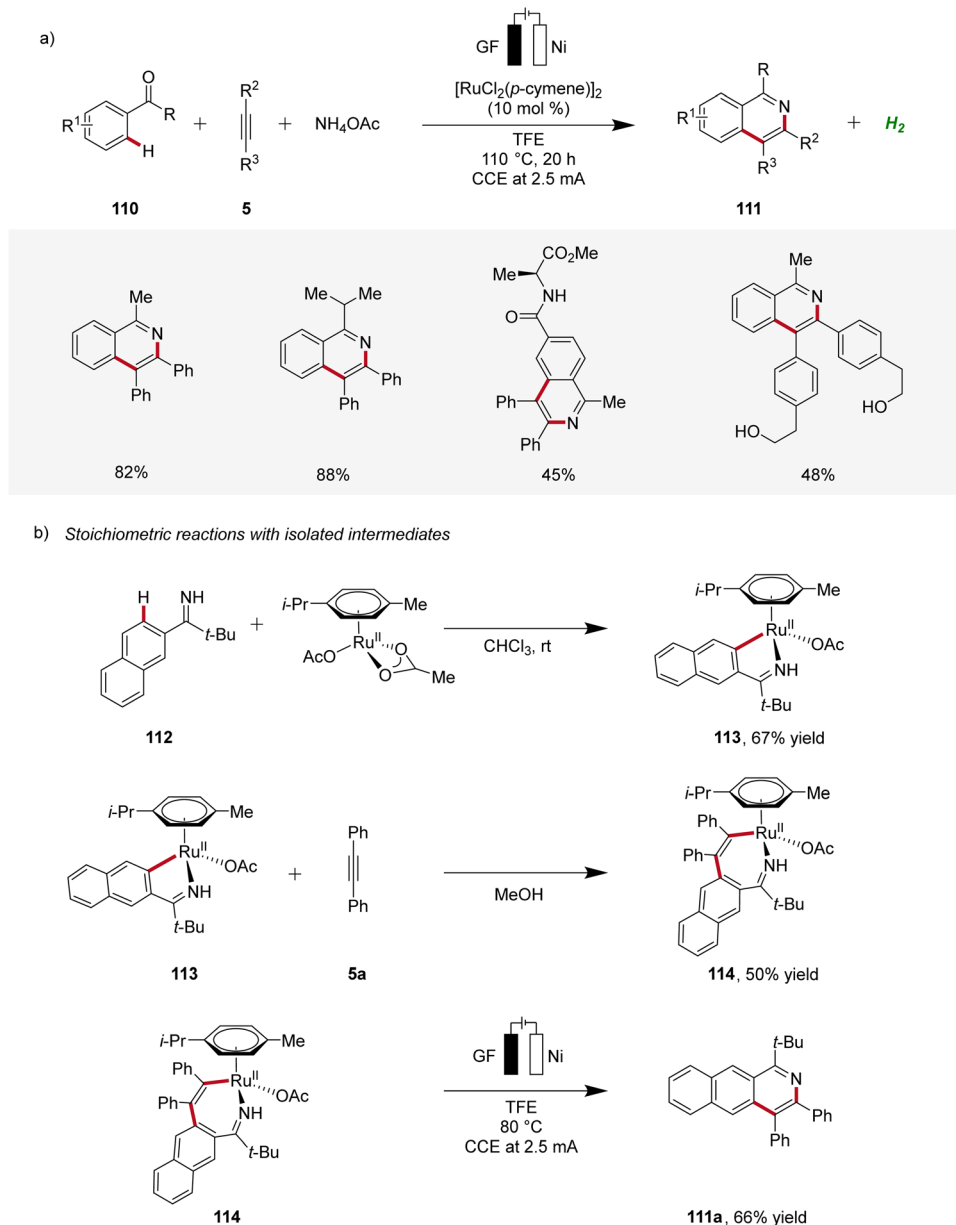


Scheme 31 Ruthenaelectro-catalyzed synthesis of bridgehead *N*-fused [5,6]-bicyclic heteroarenes **102**.



Scheme 32 Plausible catalytic cycle for the ruthenaelectro-catalyzed annulation involving azaruthena(II)-bicyclo[3.2.0]heptadiene intermediates.





Scheme 33 Domino three-component alkyne C–H annulation enabled by ruthena-electrocatalysis.

alkynes **5**, terminal alkynes were not found to be compatible with this strategy.³⁵

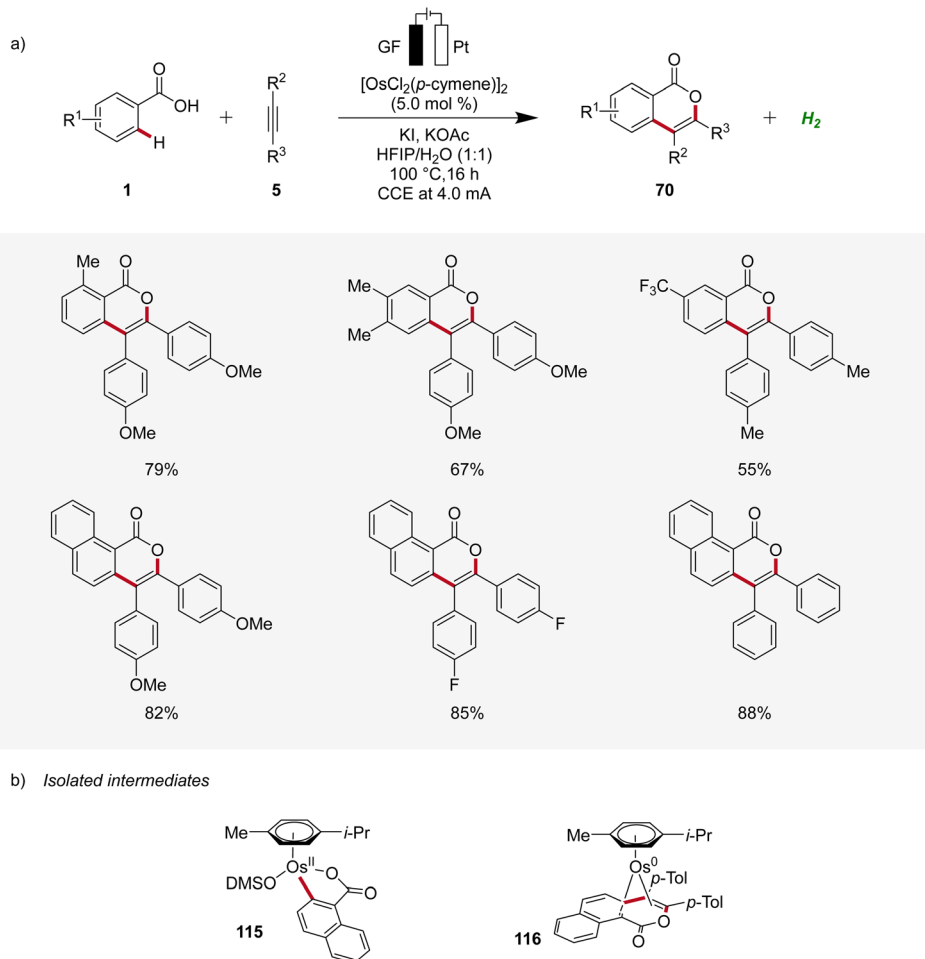
In 2020, Ackermann further demonstrated a ruthena-electrocatalysis for the assembly of diverse bridgehead *N*-fused [5,6]-bicyclic heteroarenes **102** from imidazoles **101** with alkynes **5**, involving an oxidation-induced reductive elimination pathway (Scheme 31).³⁶ The versatility of this strategy was explored with various imidazole **101** and alkyne **5** substrates decorated with a range of substituents at different positions, amenable to efficiently form the desired products **102**. Besides alkenyl imidazoles, also 2-arylimidazoles **101** were applicable (Scheme 31a). Notably, organometallic intermediates **103a** and **104a** were isolated and employed in stoichiometric reactions,

providing strong support for an oxidation-induced reductive elimination within a ruthenium(II/III/I) manifold (Scheme 31b).³⁶

Hence, the azaruthena(II)-bicyclo[3.2.0]heptadiene intermediate **104** formed through alkyne coordination and migratory insertion to the ruthena(II)-cycle **103** undergoes anodic oxidation to form the ruthenium(III) complex **107**, followed by a pericyclic ring opening to yield **108**. Reductive elimination then yields the ruthenium(I) complex **109**, which releases the final *N*-fused [5,6]-bicyclic heteroarene **102** (Scheme 32).³⁶

In 2020, Ackermann reported on a ruthena-electrocatalyzed domino three-component alkyne C–H annulation, which enabled the expedient construction of isoquinolines **111** from phenones **110**, alkynes **5**, and ammonium acetate





Scheme 34 Osmoelectro-catalyzed alkyne annulation by weakly coordinating acids **1**.

(Scheme 33).³⁷ The reaction demonstrated a broad substrate scope, including the compatibility with unprotected alcohol groups. Additionally, relevant cyclometallated ruthenium species **113** and **114** were isolated and their significance for the electrocatalysis was evaluated, supporting a ruthenium(II/III/I) pathway.³⁷

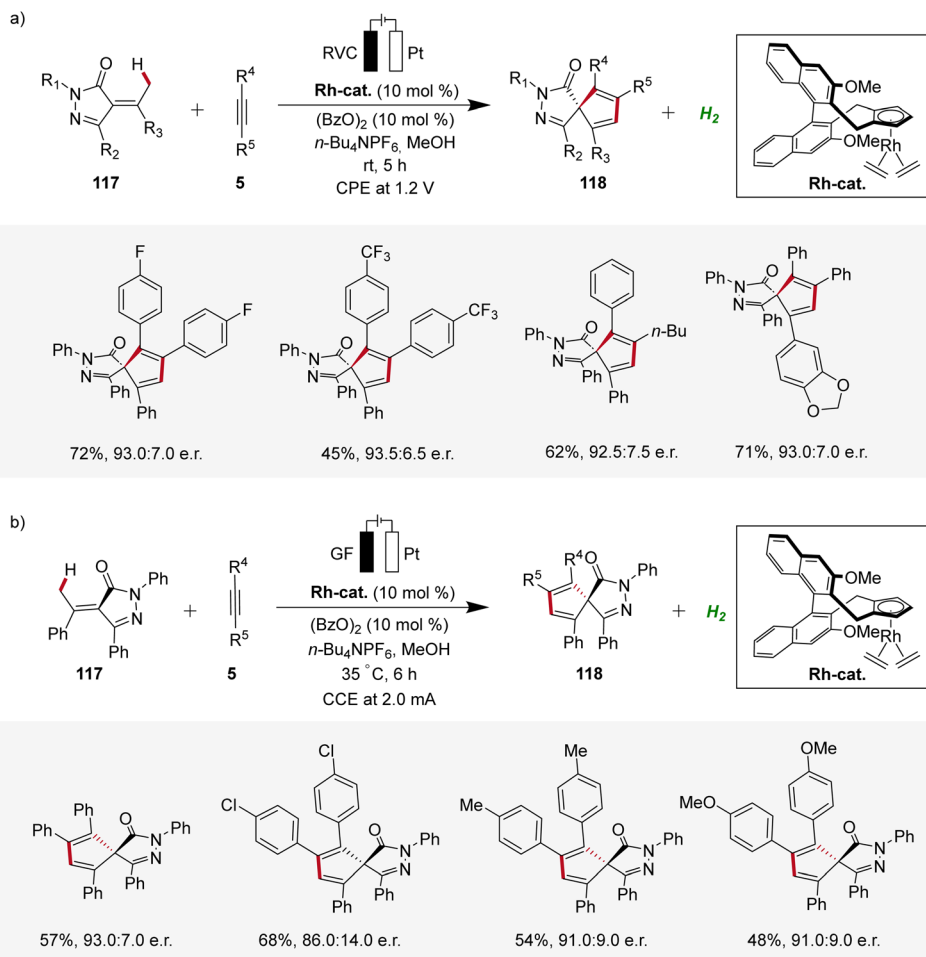
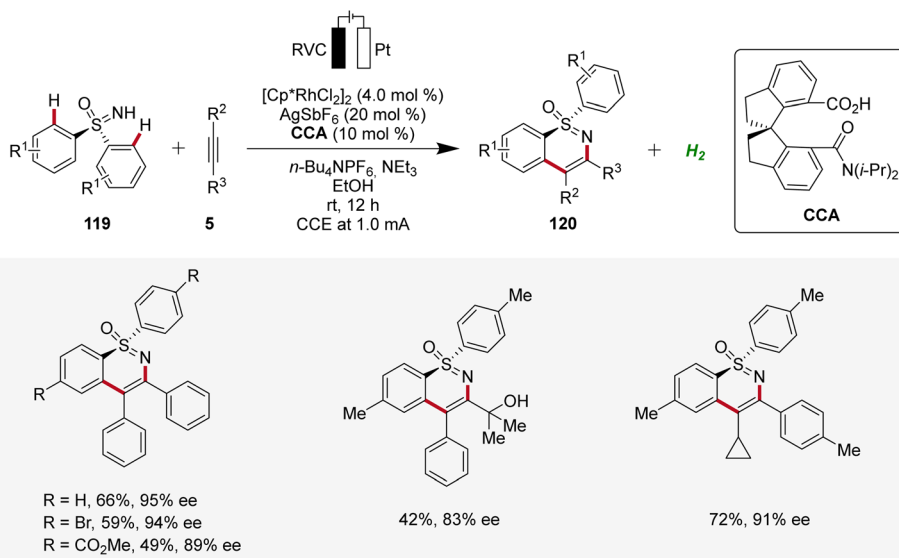
2.4 Osmoelectro-catalyzed C–H activation

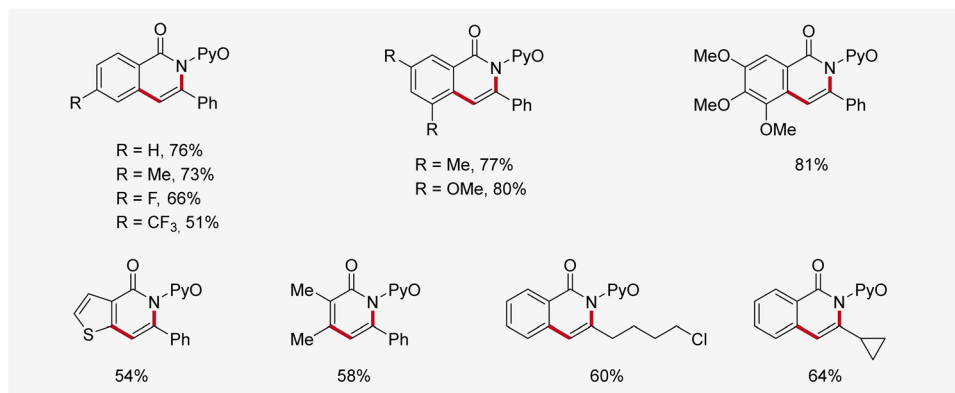
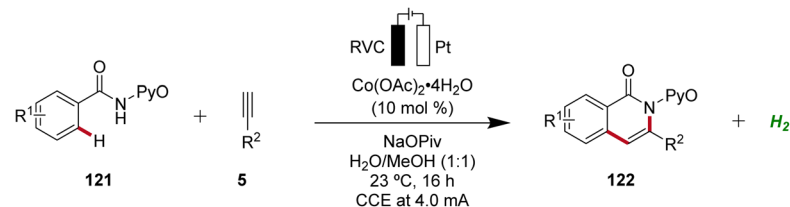
Osmium, a transition-metal known for its robust reactivity and versatile coordination chemistry, serves as a remarkable catalyst in various redox processes.³⁸ In 2021, Ackermann described the first osmaelectro-catalyzed C–H activation (Scheme 34a).³⁹ The strategy allowed expedient access to isocoumarins **70** from benzoic acids **1** and alkynes **5** with a broad tolerance to functional groups. Furthermore, systematic reaction monitoring by NMR spectroscopy and HR-ESI-mass spectrometry provided support for an osmium(II/0) manifold, while key organometallic intermediates **115** and **116** were isolated and studied (Scheme 34b).³⁹

2.5 Enantioselective 4d metallaelectro-catalyzed alkyne annulations

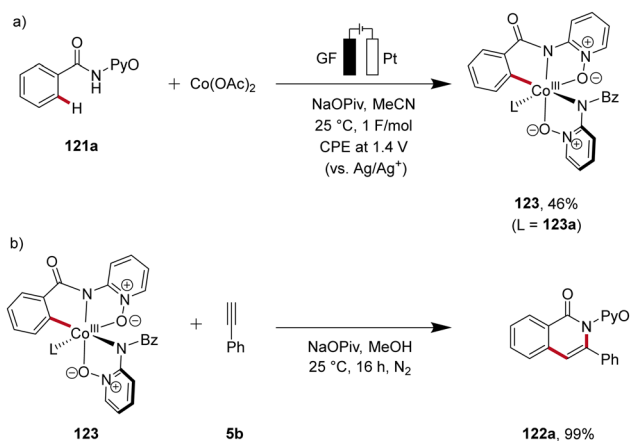
In recent years, enantioselective electrocatalysis has emerged as an increasingly versatile tool for the assembly of complex molecules.⁴⁰ Pioneering work in the domain of enantioselective 4d-metallaelectro-catalyzed C–H activation was contributed by Ackermann in 2020, where palladaelectro-catalyzed C–H alkenylations were disclosed to construct axially chiral biaryls.⁴¹ Thereafter, in 2021, Mei reported on an enantioselective rhodaelectro-catalyzed C–H annulation for the synthesis of biorelevant spiropyrrolones **118** by reacting α -arylidene pyrrolones **117** with alkynes **5** in an undivided cell under potentiostatic electrolysis (Scheme 35a).⁴² This robust annulation strategy provided access to a variety of chiral spirocycles **118** in decent yields and enantioselectivities.⁴² Concurrently, Ackermann established an enantioselective rhodaelectro-catalyzed strategy for the assembly of chiral spiropyrrolones **118**, operating under galvanostatic electrolysis (Scheme 35b). In this study, Ackermann also demonstrated a palladaelectro-catalyzed spiroannulation with alkynes, although without enantioselectivity.⁴³



Scheme 35 Enantioselective rhodaelectro-catalyzed C–H annulations for the synthesis of spiropyrazolones **118**.Scheme 36 Enantioselective rhodaelectro-catalyzed C–H annulation of sulfoximines **119**.



Scheme 37 Cobaltalelectro-catalyzed C-H/N-H alkyne annulation with benzamides **121**.



Scheme 38 Key experiments to unveil the mechanism of the C-H/N-H alkyne annulation.

Very recently, Shi and Zhou applied the rhoda-electrocatalysis strategy¹² to the C-H annulation of sulfoximines **119**, where a chiral carboxylic acid (CCA) was effective in controlling enantioselectivity.⁴⁴ The *S*-stereogenic products **120** were obtained in moderate to good yields and enantioselectivities (Scheme 36).⁴⁴

3 3d metallaelectro-catalyzed alkyne annulations

3.1 Cobaltalelectro-catalyzed C-H activation

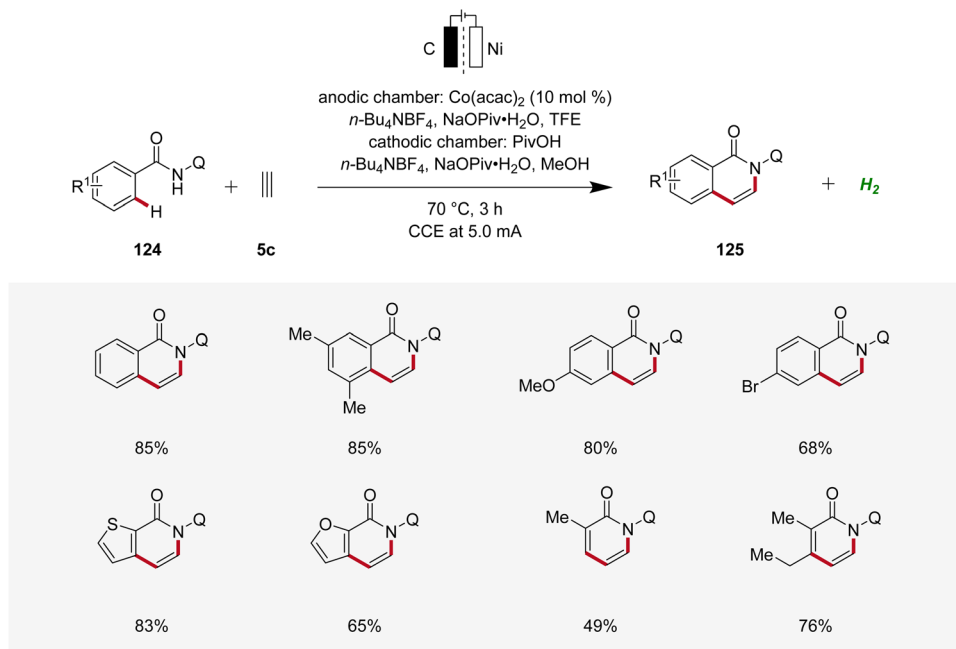
Cobalt, an economically viable and Earth-abundant transition metal, has emerged as one of the foremost contenders for facilitating carbon-carbon and carbon-heteroatom bond-

forming reactions.⁴⁵ In 2018, Ackermann reported on the first cobaltalelectro-catalyzed C-H/N-H alkyne annulation of benzamides **121** (Scheme 37).⁴⁶ The synthesis of isoquinolinones **122** was achieved under exceedingly mild and environmentally-friendly conditions, employing an undivided cell equipped with a platinum plate cathode and a reticulated vitreous carbon (RVC) anode under galvanostatic electrolysis. In particular, the pyridine oxide directing group (PyO) proved to be suitable for facilitating the electrocatalytic C-H/N-H annulation. Under the optimized electrochemical conditions, a wide substrate scope was identified, demonstrating broad applicability. Thus, alkynes **5** having cyclopropyl, alkyl chloride, and ester functional groups were found to be viable substrates.⁴⁶

Recently, in 2020, Ackermann reported key studies that provided mechanistic insights into the mode of action of cobalt-electrocatalysis (Scheme 38).⁴⁷ Herein, the electrosynthesis of the cyclometallated cobalt(III) complex **123** was achieved, which was further confirmed to be a key intermediate in the electrocatalytic process (Scheme 38a). Thus, when this intermediate **123** is reacted with the alkyne **5b** in the absence of electricity, the annulated product **122a** is formed in 99% yield (Scheme 38b). This result verifies a facile reductive elimination from cobalt(III) for the C-H/N-H annulation without the need for an oxidation to cobalt(IV), as found for the C-O bond forming pathway in C-H alkoxylation *via* oxidation-induced reductive elimination.⁴⁷

Concurrently, Lei applied the cobaltalelectro-catalyzed C-H annulation strategy using 8-quinolynyl (Q) substituted benzamides **124** and ethyne **5c** using a divided cell setup to yield isoquinolinones **125** (Scheme 39).⁴⁸ This approach exhibited broad substrate scope, tolerating various benzamide and acrylamide derivatives **124** as suitable substrates.⁴⁸





Scheme 39 Cobaltalelectro-catalyzed C–H/N–H ethyne annulation.

Furthermore, Ackermann demonstrated the applicability of cobaltalelectro-catalyzed C–H/N–H alkyne annulation to benzamide **126** bearing an electro-removable *N*-2-pyridylhydrazone auxiliary under exceedingly mild conditions at room temperature with ample scope (Scheme 40a).⁴⁹ Interestingly, the auxiliary could be easily cleaved electro-reductive samarium-catalysis, exhibiting the utility of this strategy (Scheme 40b).⁴⁹ In 2019, Ackermann further developed a cobaltalelectro-catalyzed C–H/N–H annulation approach, specifically targeting the challenging substrate class of 1,3-diynes **5d** (Scheme 40c).⁵⁰ The selectivity challenges associated with 1,3-diynes **5d** are significantly more intricate compared to those observed with internal alkynes. Remarkably, the developed approach demonstrated excellent substrate scope and significant compatibility with various functional groups. Also here, the hydrazone directing group could be easily cleaved through samarium-electrocatalysis.⁵⁰

In 2020, Ackermann further demonstrated the green aspects of cobaltalelectro-catalyzed C–H activation by performing the synthesis of isoquinolinones **122** in biomass-derived glycerol in an user-friendly undivided cell under galvanostatic electrolysis.⁵¹ Importantly, the direct use of renewable energy sources, including sunlight and wind power, to drive this sustainable and resource-economic electrocatalytic transformation was established, showcasing the robustness and practicality (Scheme 41).⁵¹

In 2020, Lei applied the cobalt-electrocatalysis strategy to synthesize structurally diverse sultams **131** by the annulation of sulfonamides **130** with alkynes **5** (Scheme 42).⁵² The reaction was performed in an undivided cell under galvanostatic electrolysis. Various sulfonamides **130** and alkynes **5** substituted

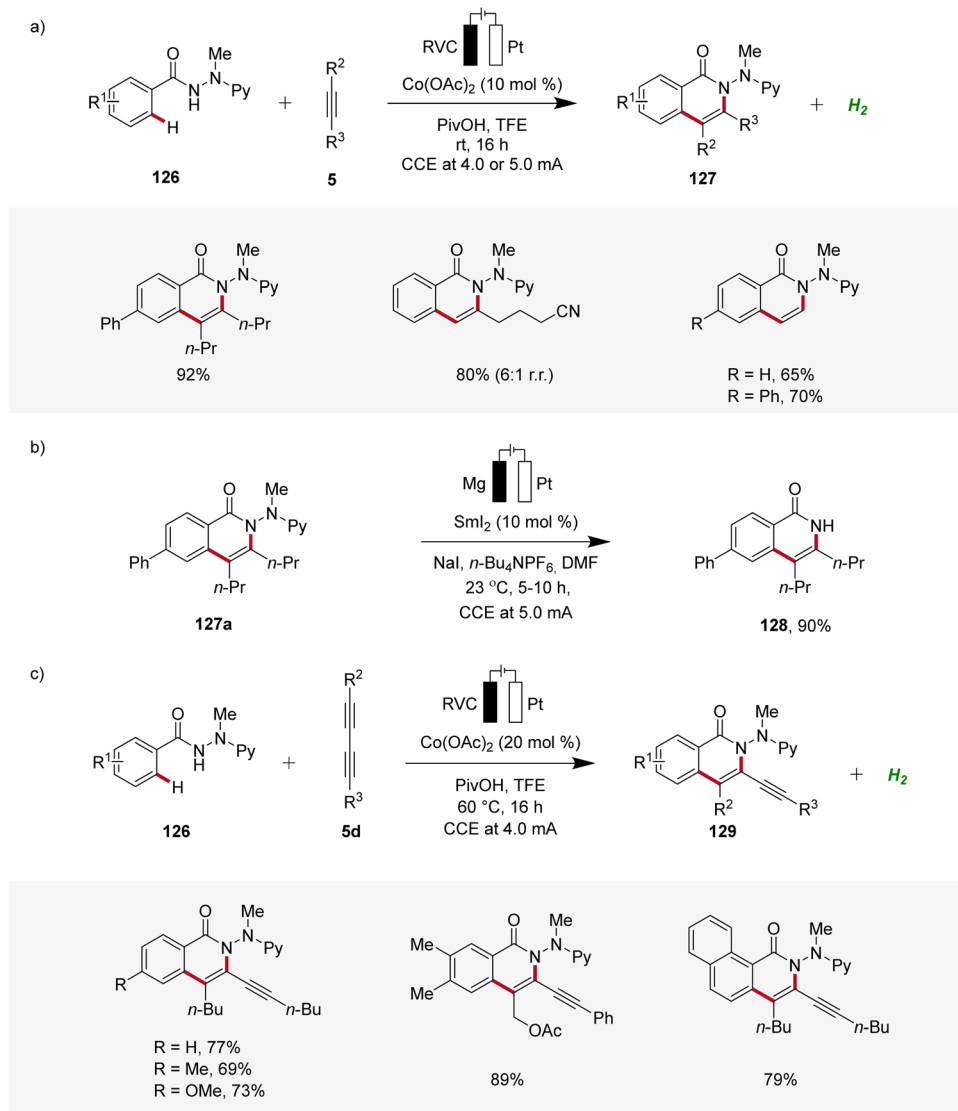
with different functional groups were explored which delivered the broad substrate scope of this method. Internal alkynes **5** also produced the annulation products in moderate to high yields (Scheme 42a). Mechanistic studies revealed that first, the cobalt(II) species is coordinated by the sulfonamide substrate **130** to produce the cobalt(II) complex **132** which is oxidized to generate the cobalt(III) intermediate **133**. Next, the cyclometalated cobalt(III) complex **134** is generated by C–H activation followed by insertion of alkyne **5**. Lastly, reductive elimination leads to the final annulation product **131** (Scheme 42b).⁵²

3.2 Cupraelectro-catalyzed C–H activation

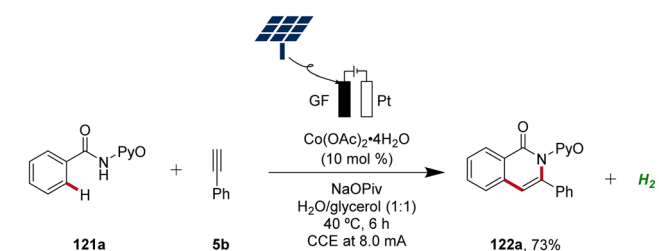
Copper plays a significant role in transition metal-catalysis being an Earth-abundant and cost-effective transition metal with unique properties and versatility.⁵³ In 2019, Ackermann reported on the first cupraelectro-catalyzed C–H activation (Scheme 43).⁵⁴ This resource-economic strategy allowed for alkyne annulation with benzamides **124** and terminal alkynes **5** and exhibited excellent functional group tolerance (Scheme 43a). Interestingly, the cupra-electrocatalysis led to the formation of isoindolones **136**, rather than isoquinolones as observed under cobalt-electrocatalysis.^{46,49} In addition, the strategy also allowed for decarboxylative C–H/C–C functionalizations by electrocatalysis (Scheme 43b).⁵⁴

Based on detailed mechanistic investigations, including H/D exchange experiments, kinetic isotope effect studies, and *in operando* kinetic analyses as well as cyclic voltammetry studies, a plausible mechanism was described (Scheme 44). Hence, by coordination of the substrate **124** and anodic oxidation, the formation of the copper(III) intermediate **138** is promoted. This species then undergoes C–H activation to form the





Scheme 40 Cobaltcatalyzed C–H/N–H annulations with electro-removable hydrazides **126**.



Scheme 41 Cobaltcatalyzed C–H alkyne annulation in aqueous glycerol driven by natural sunlight.

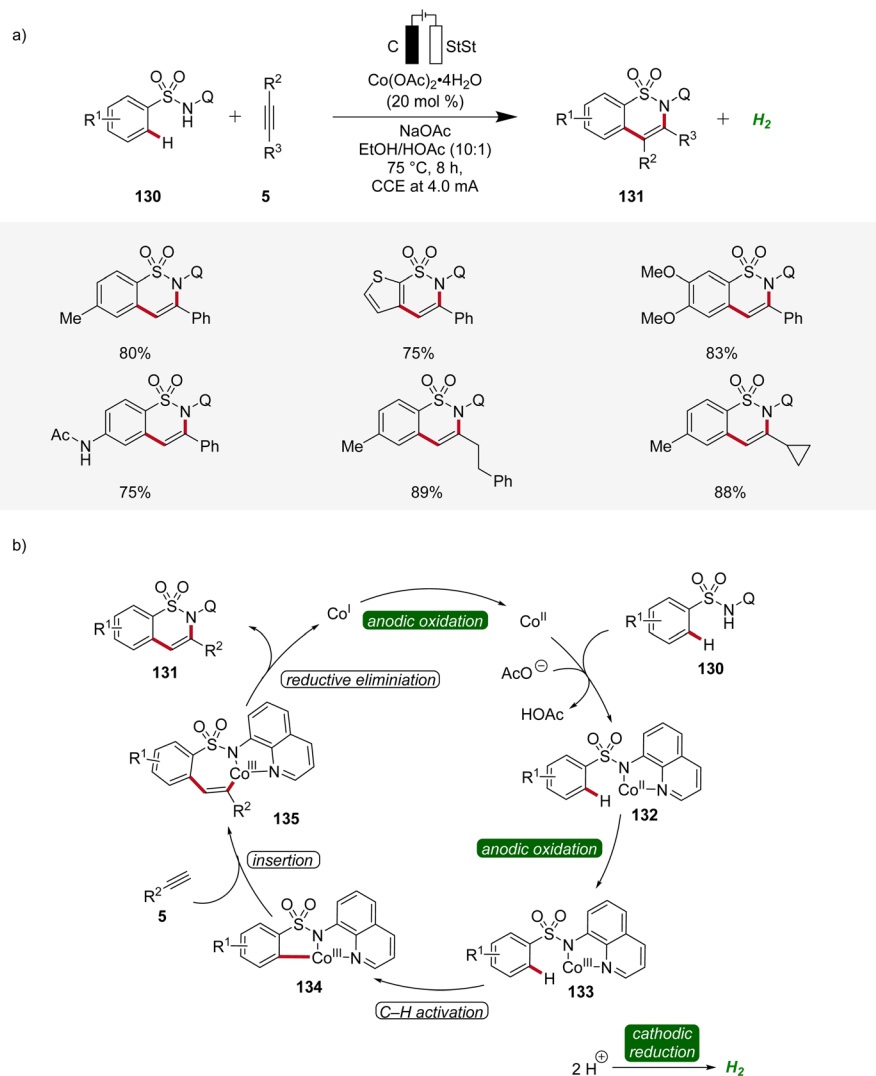
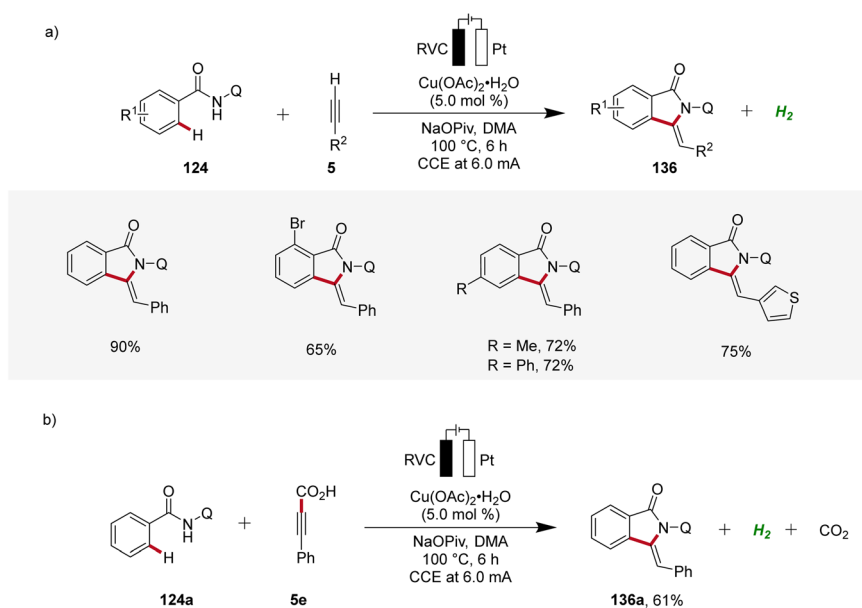
cupra(III)-cycle **139**, followed by metalation of the terminal alkyne **5**. The subsequent reductive elimination delivers the C–H alkynylated arene **141**, which undergoes cyclization to furnish the desired isoindolone product **136**. The copper(I)

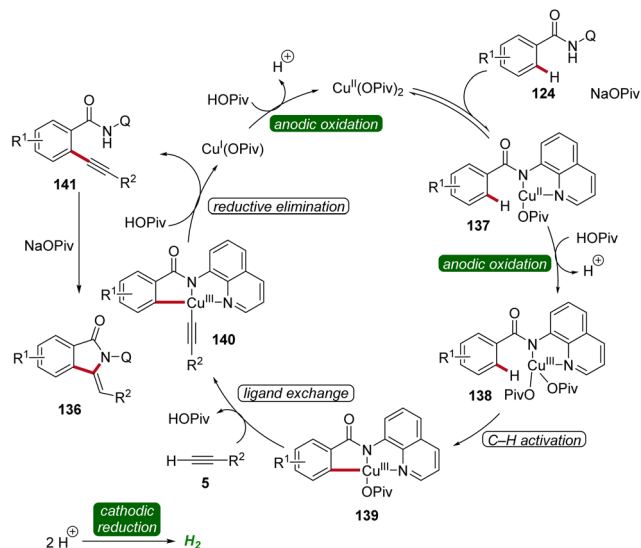
complex is then oxidized at the anode to regenerate the catalytically active high-valent copper species (Scheme 44).⁵⁴

3.3 Enantioselective 3d metallaelectro-catalyzed alkyne annulations

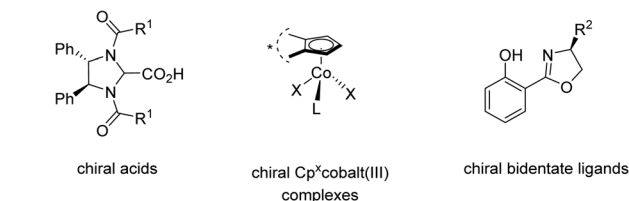
The 3d transition metal cobalt has recently emerged as a particularly promising catalyst for enantioselective C–H activation.⁵⁵ Its low cost, abundant availability, and unique reactivity make it an attractive alternative to the earlier established 4d and 5d transition metals such as palladium, rhodium, and iridium. Hence, in the field of high-valent cobalt-catalyzed C–H activation, various strategies for controlling enantioselectivity have been identified (Scheme 45).⁵⁶ In 2018, Ackermann introduced newly designed C₂ symmetric chiral carboxylic acids to enable the first examples of enantioselective high-valent cobalt-catalyzed C–H activation.⁵⁷ Later, in 2019, Cramer identified chiral cyclopentadienyl cobalt(III) complexes



Scheme 42 Versatility and schematic catalytic cycle for the synthesis of sultams **131** via cobalt electro-catalyzed C-H annulation.Scheme 43 Cupraelectro-catalyzed C-H alkyne annulations to construct isindolones **136**.



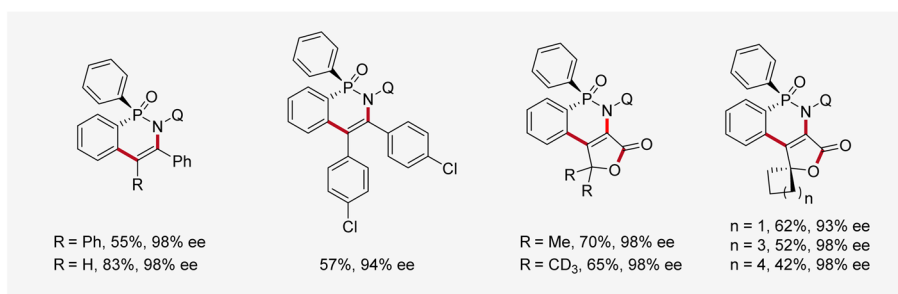
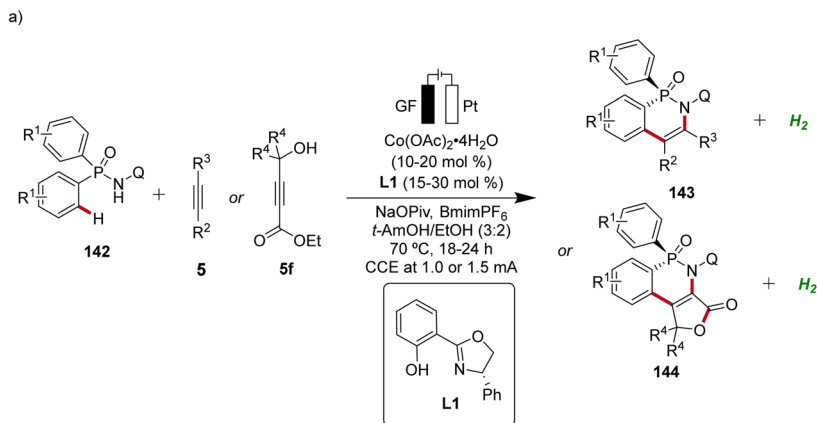
Scheme 44 Catalytic cycle for the cupraelectro-catalyzed C-H activation leading to isoindolones **136**.



Scheme 45 Control of enantioselectivity in high-valent cobalt-catalyzed C-H activation.

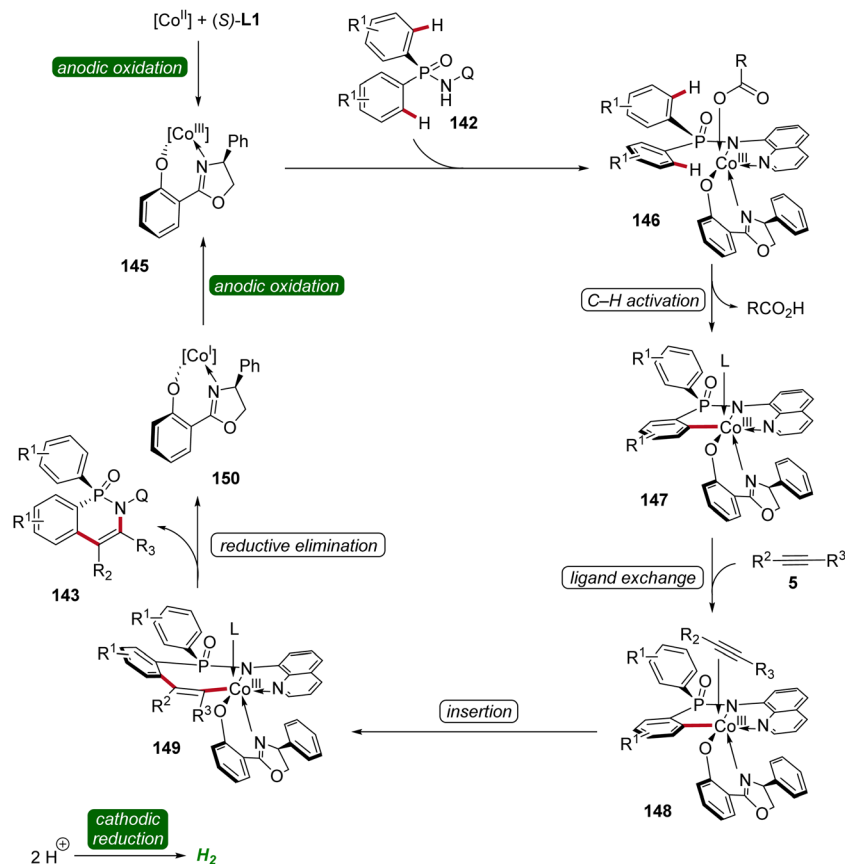
as viable pre-catalysts for C-H activation reactions with high enantioselectivity.⁵⁸ Subsequently, in 2022, Shi⁵⁹ and Niu⁶⁰ applied chiral salicyloxazoline ligands, first described by Bolm,⁶¹ for enantioselective cobalt-catalyzed C-H activations employing bidentate directing groups.

In 2023, Ackermann delineated the first enantioselective cobaltalelectro-catalyzed C-H activations (Scheme 46).⁶² Employing **L1** as ligand, the enantioselective C-H annulation of arylphosphinic amides **142** and alkynes **5** successfully



Scheme 46 Enantioselective cobaltalelectro-catalyzed C-H alkyne annulations for the synthesis of *P*-stereogenic compounds **143** and **144**.





Scheme 47 Schematic catalytic cycle for the cobalt-electrocatalyzed enantioselective C-H annulation.

yielded *P*-chiral cyclic phosphinic amides **143** with exceptional enantioselectivity and broad substrate scope (Scheme 46a). Furthermore, the efficacy of this transformation extends beyond conventional alkynes **5**, as the cascade annulation involving alkynoates **5f** was also accomplished. Importantly, it could be demonstrated that the enantioselective cobalt-electrocatalysis can directly be driven by natural sunlight as a renewable form of energy using a solar-panel (Scheme 46b).⁶²

Based on mechanistic studies and previous reports,^{47,59,62,63} a reaction mechanism is depicted (Scheme 47). First, anodic oxidation of the cobalt(II) pre-catalyst generates the active chiral cobalt(III), which is coordinated by the chiral ligand **L1** and substrate **142** to form intermediate **146**. Next, the cyclometallated cobalt(III) intermediate **147** is formed *via* enantioselective C-H activation, followed by coordination and migratory insertion of alkyne **5**. Subsequent reductive elimination delivers the chiral compound **143** along with cobalt(I) complex **150**. Finally, **150** is re-oxidized by anodic oxidation to complete the catalytic cycle.

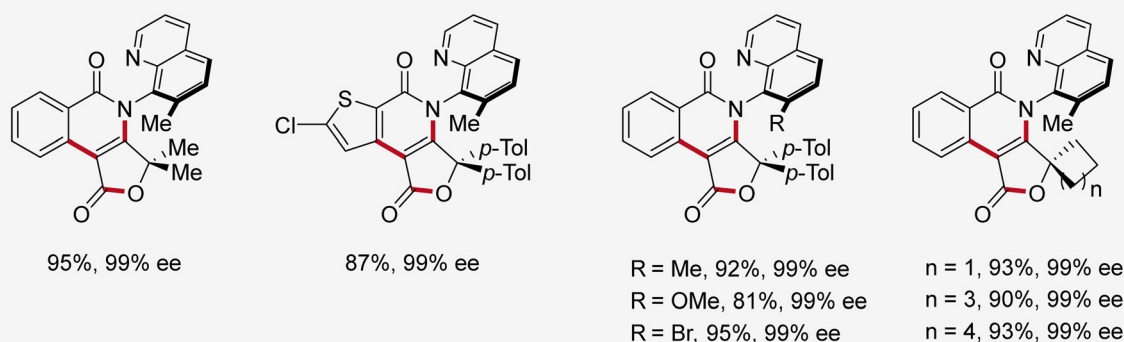
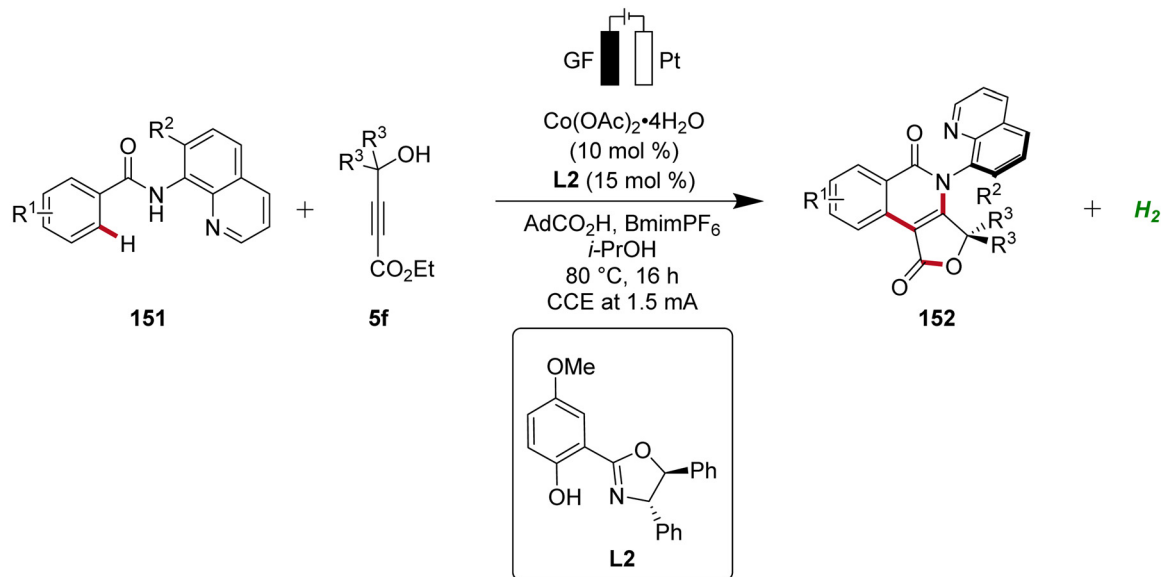
Moreover, Ackermann devised the first enantioselective cobalt-electrocatalyzed synthesis of axially chiral compounds **152** (Scheme 48).⁶² The atropo-chiral products **152** were accessed with excellent yields and enantiomeric purities.

Notably, the atroposelective cobalt-electrocatalysis proved to be scalable using cost-effective stainless steel as cathode material instead of the commonly used precious platinum.⁶²

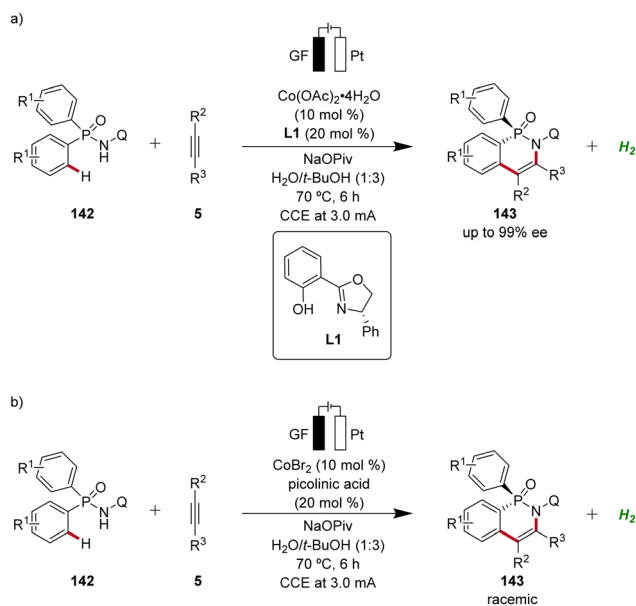
Following the pioneering studies by Ackermann,^{62,63a} enantioselective cobalt-electrocatalyzed reactions have flourished with several reports.⁵⁶ Ling applied the cobalt-electrocatalysis strategy for the enantioselective^{63b} and non-enantioselective⁶⁴ synthesis of *P*-stereogenic compounds **143** using an aqueous solvent system (Scheme 49).^{63b,64}

Furthermore, Niu contributed significantly demonstrating several cobalt-electrocatalyzed annulation reactions with alkynes for the assembly of axially chiral molecules using chiral salox-based ligands (Scheme 50). First, an atroposelective annulation of alkynes **5** with sulfonamides **153** was reported, forming atropo-chiral sultams **154** with high level of selectivity (Scheme 50a). The strategy consisted a broad scope and high enantioselectivity in the products.⁶⁵ Later, Niu devised an atroposelective annulation reaction with internal and terminal alkynes **5**, where 7-azaindole derived directing groups were employed, leading to versatile *N-N* axially chiral compounds **156** with high levels of enantioselectivity (Scheme 50b).⁶⁶ In addition, Niu reported an atroposelective annulation of alkynes **5** employing benzamides **157** bearing pyridine-*N*-oxide derived directing groups (Scheme 50c).⁶⁷





Scheme 48 Atroposelective cobaltalelectro-catalyzed C-H alkyne cascade annulation.



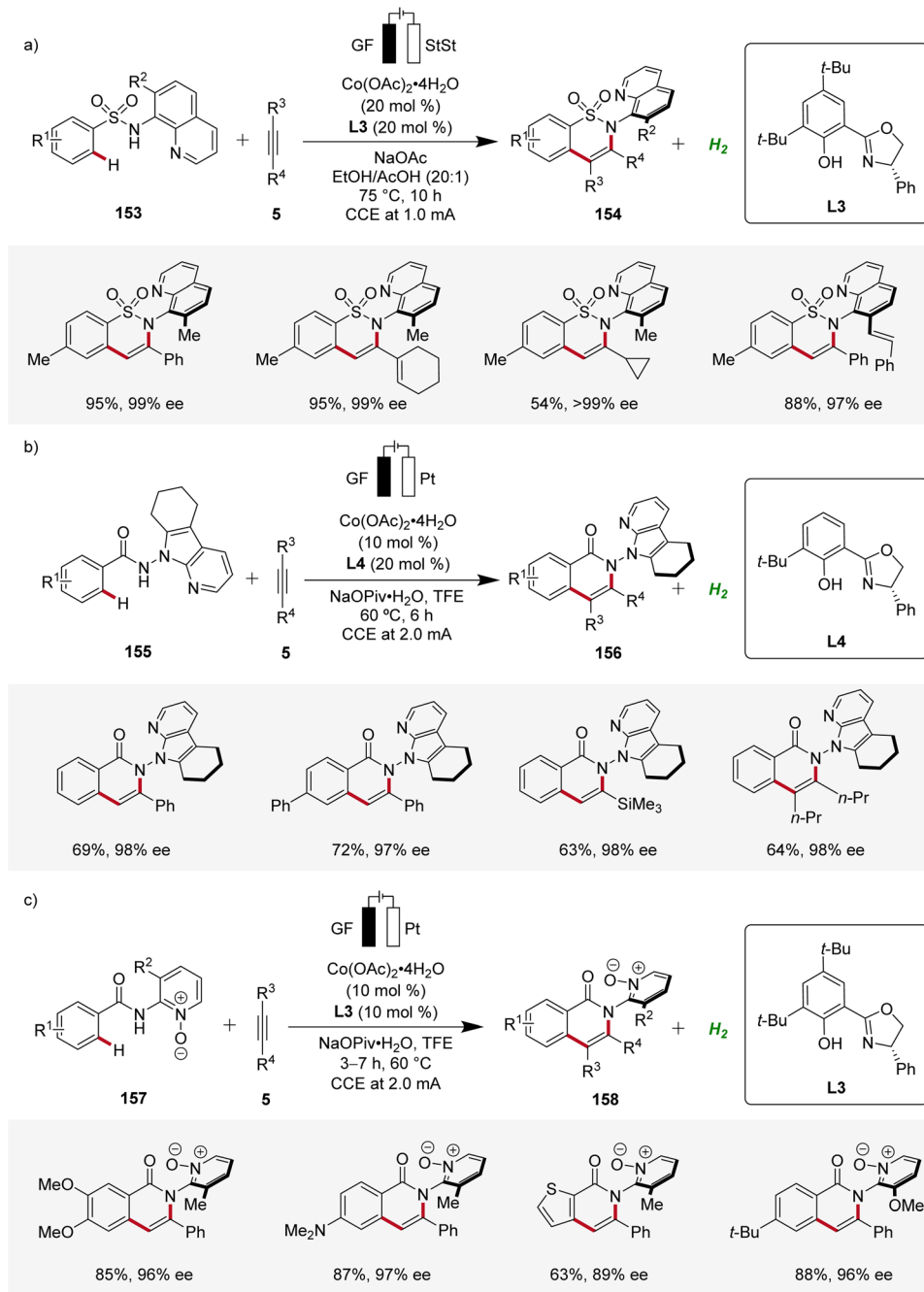
Scheme 49 Enantioselective and non-enantioselective cobaltalelectro-catalyzed C-H annulation for the synthesis of *P*-stereogenic phosphinic amides **143**.

4 Conclusion

The intersection of organic synthesis, renewable energy, and hydrogen economy through metallalelectro-catalysis reveals seminal opportunities towards sustainable development. Thus, electrocatalytic processes, powered by renewable forms of energy, can provide an alternative to traditional chemical methods, reducing the need for harsh reagents and minimizing waste. Importantly, pairing of organic synthesis to the valuable hydrogen evolution reaction (HER) enables a prospective integration into a decentralized green hydrogen economy.

Metalla-electrocatalysis, a rapidly evolving field, has emerged as a cutting-edge technique to forge new synthesis routes. Given that past research on C-H annulation reactions has primarily focused on precious transition metals, such as rhodium and ruthenium, it is anticipated that future efforts will increasingly emphasize more the Earth-abundant and less toxic transition metals. Hence, the commencing exploration of 3d transition metals, such as cobalt and copper, has paved the way for the development of resource-economical and environmentally benign processes. Moreover, the ability to control enantioselectivity, which is an





Scheme 50 Atroposelective cobaltalelectro-catalyzed C–H annulations with diverse directing groups.

essential feature in the synthesis of pharmaceuticals and agrochemicals, has very recently been accomplished and offers novel opportunities towards full selectivity control.

As electrocatalysis continues to advance, it is expected that this innovative technique will become an integral part of the toolkit of organic chemists. Its ability to redesign organic synthesis, coupled with its potential to be integrated into a decentralized green hydrogen economy, bodes well for a future in which electrocatalysis plays a central role in advancing sustainable chemical processes.

Data availability

No primary research results have been included and no new data were generated or analyzed as part of this review.

Conflicts of interest

There are no conflicts to declare.



Acknowledgements

The authors gratefully acknowledge support from the DFG (Gottfried Wilhelm Leibniz award to L. A.) and the European Research Council (ERC advanced grant agreement No. 101021358 to L. A.). Financial support of the Alexander von Humboldt Foundation to B. S. is gratefully acknowledged.

References

- (a) W.-B. Shen and X.-T. Tang, *Org. Biomol. Chem.*, 2019, **17**, 7106–7113; (b) L. Zheng and R. Hua, *Chem. Rec.*, 2018, **18**, 556–569; (c) L. Yang and H. Huang, *Catal. Sci. Technol.*, 2012, **2**, 1099–1112; (d) C. Janiak, *Coord. Chem. Rev.*, 2006, **250**, 66–94; (e) Y. Zheng and W. Zi, *Tetrahedron Lett.*, 2018, **59**, 2205–2213; (f) S. Hosseinihezad and A. Ramazani, *RSC Adv.*, 2024, **14**, 278–352; (g) Y. Zhang, Z. Cai, S. Warratz, C. Ma and L. Ackermann, *Sci. China: Chem.*, 2023, **66**, 703–724; (h) A. Ramani, B. Desai, M. Patel and T. Naveen, *Asian J. Org. Chem.*, 2022, **11**, e202200047; (i) J. P. Brand and J. Waser, *Chem. Soc. Rev.*, 2012, **41**, 4165–4179; (j) H. C. Kolb, M. G. Finn and K. B. Sharpless, *Angew. Chem., Int. Ed.*, 2001, **40**, 2004–2021.
- (a) K. M. Dawood and M. Alaasar, *Asian J. Org. Chem.*, 2022, **11**, e202200331; (b) G. W. Gribble, *J. Chem. Soc., Dalton Trans.*, 2000, 1045–1075; (c) I. Nakamura and Y. Yamamoto, *Chem. Rev.*, 2004, **104**, 2127–2198; (d) Y. Yamamoto, *Chem. Soc. Rev.*, 2014, **43**, 1575–1600.
- S. Warratz, C. Kornhaas, A. Cajaraville, B. Niepötter, D. Stalke and L. Ackermann, *Angew. Chem., Int. Ed.*, 2015, **54**, 5513–5517.
- R. Mei, H. Wang, S. Warratz, S. A. Macgregor and L. Ackermann, *Chem. – Eur. J.*, 2016, **22**, 6759–6763.
- A. G. Stamoulis, D. L. Bruns and S. S. Stahl, *J. Am. Chem. Soc.*, 2023, **145**, 17515–17526.
- P. M. Osterberg, J. K. Niemeier, C. J. Welch, J. M. Hawkins, J. R. Martinelli, T. E. Johnson, T. W. Root and S. S. Stahl, *Org. Process Res. Dev.*, 2015, **19**, 1537–1543.
- (a) C. Ma, P. Fang, Z.-R. Liu, S.-S. Xu, K. Xu, X. Cheng, A. Lei, H.-C. Xu, C. Zeng and T.-S. Mei, *Sci. Bull.*, 2021, **66**, 2412–2429; (b) L. Ackermann, *Acc. Chem. Res.*, 2020, **53**, 84–104; (c) C. A. Malapit, M. B. Prater, J. R. Cabrera-Pardo, M. Li, T. D. Pham, T. P. McFadden, S. Blank and S. D. Minter, *Chem. Rev.*, 2021, **122**, 3180–3218.
- (a) G. Chen, X. Li and X. Feng, *Angew. Chem., Int. Ed.*, 2022, **61**, e202209014; (b) M. Ball and M. Weeda, *Int. J. Hydrogen Energy*, 2015, **40**, 7903–7919; (c) J. A. Turner, *Science*, 2004, **305**, 972–974; (d) J. O. M. Bockris, *Science*, 1972, **176**, 1323.
- (a) P. Gandeepan, L. H. Finger, T. H. Meyer and L. Ackermann, *Chem. Soc. Rev.*, 2020, **49**, 4254–4272; (b) R. Francke and R. D. Little, *Chem. Soc. Rev.*, 2014, **43**, 2492–2521; (c) E. J. Horn, B. R. Rosen and P. S. Baran, *ACS Cent. Sci.*, 2016, **2**, 302–308; (d) B. A. Frontana-Urbe, R. D. Little, J. G. Ibanez, A. Palma and R. Vasquez-Medrano, *Green Chem.*, 2010, **12**, 2099–2119; (e) C. Zhu, N. W. J. Ang, T. H. Meyer, Y. Qiu and L. Ackermann, *ACS Cent. Sci.*, 2021, **7**, 415–431.
- (a) K. Fagnou and M. Lautens, *Chem. Rev.*, 2003, **103**, 169–196; (b) G. Song, F. Wang and X. Li, *Chem. Soc. Rev.*, 2012, **41**, 3651–3678; (c) J. F. Roth, *Platinum Met. Rev.*, 1975, **19**, 12–14; (d) S. Akutagawa, *Appl. Catal., A*, 1995, **128**, 171–207.
- Y. Qiu, W.-J. Kong, J. Struwe, N. Saueremann, T. Rogge, A. Scheremetjew and L. Ackermann, *Angew. Chem., Int. Ed.*, 2018, **57**, 5828–5832.
- W. J. Kong, L. H. Finger, A. M. Messinis, R. Kuniyil, J. C. A. Oliveira and L. Ackermann, *J. Am. Chem. Soc.*, 2019, **141**, 17198–17206.
- W. J. Kong, Z. Shen, L. H. Finger and L. Ackermann, *Angew. Chem., Int. Ed.*, 2020, **59**, 5551–5556.
- R. C. Samanta and L. Ackermann, *Chem. Rec.*, 2021, **21**, 1–13.
- Y. Wang, J. C. Oliveira, Z. Lin and L. Ackermann, *Angew. Chem., Int. Ed.*, 2021, **60**, 6419–6424.
- Y.-K. Xing, X.-R. Chen, Q.-L. Yang, S.-Q. Zhang, H.-M. Guo, X. Hong and T.-S. Mei, *Nat. Commun.*, 2021, **12**, 930.
- M. Stangier, A. M. Messinis, J. C. A. Oliveira, H. Yu and L. Ackermann, *Nat. Commun.*, 2021, **12**, 4736.
- Z.-C. Wang, R.-T. Li, Q. Ma, J.-Y. Chen, S.-F. Ni, M. Li, L.-R. Wen and L.-B. Zhang, *Green Chem.*, 2021, **23**, 9515–9522.
- Y. Yuan, J. Zhu, Z. Yang, S.-F. Ni, Q. Huang and L. Ackermann, *CCS Chem.*, 2022, **4**, 1858–1870.
- P. P. Sen, R. Prakash and S. R. Roy, *Org. Lett.*, 2022, **24**, 4530–4535.
- C. Xu, Z. Zhang, T. Liu, W. Zhang, W. Zhong and F. Ling, *Chem. Commun.*, 2022, **58**, 9508–9511.
- S. L. Homöle, M. Stangier, E. Reyes and L. Ackermann, *Precis. Chem.*, 2023, **1**, 382–387.
- (a) T. Nishimura, *Chem. Rec.*, 2021, **21**, 3532–3545; (b) Ł. Woźniak, J.-F. Tan, Q.-H. Nguyen, A. Madron du Vigné, V. Smal, Y.-X. Cao and N. Cramer, *Chem. Rev.*, 2020, **120**, 10516–10543; (c) J. F. Hartwig, *Chem. Soc. Rev.*, 2011, **40**, 1992–2002.
- Y. Qiu, M. Stangier, T. H. Meyer, J. C. A. Oliveira and L. Ackermann, *Angew. Chem., Int. Ed.*, 2018, **57**, 14179–14183.
- Q.-L. Yang, Y.-K. Xing, X.-Y. Wang, H.-X. Ma, X.-J. Weng, X. Yang, H.-M. Guo and T.-S. Mei, *J. Am. Chem. Soc.*, 2019, **141**, 18970–18976.
- P. Saikia and S. Gogoi, *Adv. Synth. Catal.*, 2018, **360**, 2063–2075.
- Q.-L. Yang, H.-W. Jia, Y. Liu, Y.-K. Xing, R.-C. Ma, M.-M. Wang, G.-R. Qu, T.-S. Mei and H.-M. Guo, *Org. Lett.*, 2021, **23**, 1209–1215.
- Q.-L. Yang, N.-N. Guo, S.-X. Liu, B.-N. Zhang, G.-D. Zou, D.-C. Wang, H. Wang and H.-M. Guo, *Org. Chem. Front.*, 2024, **11**, 4849–4856.
- (a) L. Ackermann, N. Hofmann and R. Vicente, *Org. Lett.*, 2011, **13**, 1875–1877; (b) S. De Sarkar, W. Liu, S. I. Kozhushkov and L. Ackermann, *Adv. Synth. Catal.*, 2014, **356**, 1461–1479; (c) G. Duarah, P. Kaishap, T. Begum and S. Gogoi, *Adv. Synth. Catal.*, 2019, **361**, 654–672; (d) R. Gramage-Doria and C. Bruneau, *Coord. Chem. Rev.*, 2021, **428**, 213602.
- Y. Qiu, C. Tian, L. Massignan, T. Rogge and L. Ackermann, *Angew. Chem., Int. Ed.*, 2018, **57**, 5818–5822.
- F. Xu, Y.-J. Li, C. Huang and H.-C. Xu, *ACS Catal.*, 2018, **8**, 3820–3824.
- R. Mei, J. Koeller and L. Ackermann, *Chem. Commun.*, 2018, **54**, 12879–12882.
- M.-J. Luo, T.-T. Zhang, F.-J. Cai, J.-H. Li and D.-L. He, *Chem. Commun.*, 2019, **55**, 7251–7254.
- Z.-Q. Wang, C. Hou, Y.-F. Zhong, Y.-X. Lu, Z.-Y. Mo, Y.-M. Pan and H.-T. Tang, *Org. Lett.*, 2019, **21**, 9841–9845.
- M.-J. Luo, M. Hu, R.-J. Song, D.-L. He and J.-H. Li, *Chem. Commun.*, 2019, **55**, 1124–1127.
- L. Yang, R. Steinbock, A. Scheremetjew, R. Kuniyil, L. H. Finger, A. M. Messinis and L. Ackermann, *Angew. Chem., Int. Ed.*, 2020, **59**, 11130–11135.
- X. Tan, X. Hou, T. Rogge and L. Ackermann, *Angew. Chem., Int. Ed.*, 2021, **60**, 4619–4624.
- R. A. Sánchez-Delgado, M. Rosales, M. A. Esteruelas and L. A. Oro, *J. Mol. Catal. A: Chem.*, 1995, **96**, 231–243.
- I. Choi, A. M. Messinis, X. Hou and L. Ackermann, *Angew. Chem., Int. Ed.*, 2021, **60**, 27005–27012.
- J. Rein, S. B. Zacate, K. Mao and S. Lin, *Chem. Soc. Rev.*, 2023, **52**, 8106–8125.
- (a) U. Dhawa, C. Tian, T. Wdowik, J. C. A. Oliveira, J. Hao and L. Ackermann, *Angew. Chem., Int. Ed.*, 2020, **59**, 13451–13457; (b) U. Dhawa, T. Wdowik, X. Hou, B. Yuan, J. C. A. Oliveira and L. Ackermann, *Chem. Sci.*, 2021, **12**, 14182–14188.
- Y.-Q. Huang, Z.-J. Wu, L. Zhu, Q. Gu, X. Lu, S.-L. You and T.-S. Mei, *CCS Chem.*, 2022, **4**, 3181–3189.
- W. Wei, A. Scheremetjew and L. Ackermann, *Chem. Sci.*, 2022, **13**, 2783–2788.
- G. Zhou, T. Zhou, A.-L. Jiang, P.-F. Qian, J.-Y. Li, B.-Y. Jiang, Z.-J. Chen and B.-F. Shi, *Angew. Chem., Int. Ed.*, 2024, **63**, e202319871.
- (a) J. Bora, M. Dutta and B. Chetia, *Tetrahedron*, 2023, **132**, 133248; (b) R. Mei, U. Dhawa, R. C. Samanta, W. Ma, J. Wencel-Delord and L. Ackermann, *ChemSusChem*, 2020, **13**, 3306–3356; (c) M. Moselage, J. Li and L. Ackermann, *ACS Catal.*, 2016, **6**, 498–525; (d) G. Cahiez and A. Moyeux, *Chem. Rev.*, 2010, **110**, 1435–1462.
- C. Tian, L. Massignan, T. H. Meyer and L. Ackermann, *Angew. Chem., Int. Ed.*, 2018, **57**, 2383–2387.
- T. H. Meyer, J. C. A. Oliveira, D. Ghorai and L. Ackermann, *Angew. Chem., Int. Ed.*, 2020, **59**, 10955–10960.
- S. Tang, D. Wang, Y. Liu, L. Zeng and A. Lei, *Nat. Commun.*, 2018, **9**, 1–7.
- R. Mei, N. Saueremann, J. C. A. Oliveira and L. Ackermann, *J. Am. Chem. Soc.*, 2018, **140**, 7913–7921.
- R. Mei, W. Ma, Y. Zhang, X. Guo and L. Ackermann, *Org. Lett.*, 2019, **21**, 6534–6538.
- T. H. Meyer, G. A. Chesnokov and L. Ackermann, *ChemSusChem*, 2020, **13**, 668–671.



- 52 Y. Cao, Y. Yuan, Y. Lin, X. Jiang, Y. Weng, T. Wang, F. Bu, L. Zeng and A. Lei, *Green Chem.*, 2020, **22**, 1548–1552.
- 53 (a) S. E. Allen, R. R. Walvoord, R. Padilla-Salinas and M. C. Kozlowski, *Chem. Rev.*, 2013, **113**, 6234–6458; (b) L. Liang and D. Astruc, *Coord. Chem. Rev.*, 2011, **255**, 2933–2945.
- 54 C. Tian, U. Dhawa, A. Scheremetjew and L. Ackermann, *ACS Catal.*, 2019, **9**, 7690–7696.
- 55 (a) J. Loup, U. Dhawa, F. Pesciaioli, J. Wencel-Delord and L. Ackermann, *Angew. Chem., Int. Ed.*, 2019, **58**, 12803–12818; (b) L. Wozniak and N. Cramer, *Trends Chem.*, 2019, **1**, 471–484.
- 56 B. Garai, A. Das, D. V. Kumar and B. Sundararaju, *Chem. Commun.*, 2024, **60**, 3354–3369.
- 57 F. Pesciaioli, U. Dhawa, J. C. A. Oliveira, R. Yin, M. John and L. Ackermann, *Angew. Chem., Int. Ed.*, 2018, **57**, 15425–15429.
- 58 K. Ozols, Y.-S. Jang and N. Cramer, *J. Am. Chem. Soc.*, 2019, **141**, 5675–5680.
- 59 Q.-J. Yao, J.-H. Chen, H. Song, F.-R. Huang and B.-F. Shi, *Angew. Chem., Int. Ed.*, 2022, e202202892.
- 60 X.-J. Si, D. Yang, M.-C. Sun, D. Wei, M.-P. Song and J.-L. Niu, *Nat. Synth.*, 2022, 709–718.
- 61 (a) C. Bolm, K. Weickhardt, M. Zehnder and D. Glasmacher, *Helv. Chim. Acta*, 1991, **74**, 717–726; (b) C. Bolm, K. Weickhardt, M. Zehnder and T. Ranff, *Chem. Ber.*, 1991, **124**, 1173–1180.
- 62 T. von Münchow, S. Dana, Y. Xu, B. Yuan and L. Ackermann, *Science*, 2023, **379**, 1036–1042.
- 63 (a) Y. Lin, T. von Münchow and L. Ackermann, *ACS Catal.*, 2023, **13**, 9713–9723; (b) T. Liu, W. Zhang, C. Xu, Z. Xu, D. Song, W. Qian, G. Lu, C.-J. Zhang, W. Zhong and F. Ling, *Green Chem.*, 2023, **25**, 3606–3614.
- 64 Z. Xu, W. Zhang, C. Xu, T. Liu, Z. Zhang, C. Zheng, D. Song, W. Zhong and F. Ling, *Adv. Synth. Catal.*, 2023, **365**, 1877–1882.
- 65 X.-J. Si, X. Zhao, J. Wang, X. Wang, Y. Zhang, D. Yang, M.-P. Song and J.-L. Niu, *Chem. Sci.*, 2023, **14**, 7291–7303.
- 66 T. Li, L. Shi, X. Wang, C. Yang, D. Yang, M.-P. Song and J.-L. Niu, *Nat. Commun.*, 2023, **14**, 5271.
- 67 Y. Zhang, S.-L. Liu, T. Li, M. Xu, Q. Wang, D. Yang, M.-P. Song and J.-L. Niu, *ACS Catal.*, 2024, **14**, 1–9.

