

# ORGANIC CHEMISTRY

FRONTIERS

Accepted Manuscript



This is an *Accepted Manuscript*, which has been through the Royal Society of Chemistry peer review process and has been accepted for publication.

*Accepted Manuscripts* are published online shortly after acceptance, before technical editing, formatting and proof reading. Using this free service, authors can make their results available to the community, in citable form, before we publish the edited article. We will replace this *Accepted Manuscript* with the edited and formatted *Advance Article* as soon as it is available.

You can find more information about *Accepted Manuscripts* in the [Information for Authors](#).

Please note that technical editing may introduce minor changes to the text and/or graphics, which may alter content. The journal's standard [Terms & Conditions](#) and the [Ethical guidelines](#) still apply. In no event shall the Royal Society of Chemistry be held responsible for any errors or omissions in this *Accepted Manuscript* or any consequences arising from the use of any information it contains.

## HIGHLIGHT

## The 2-phosphaethynolate anion: convenient synthesis and the reactivity

Cite this: DOI: 10.1039/x0xx00000x

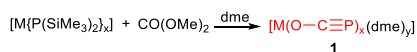
Zheng-Jun Quan,<sup>\*[a]</sup> and Xi-Cun Wang<sup>\*[a]</sup>Received 00th January 2012,  
Accepted 00th January 2012

DOI: 10.1039/x0xx00000x

www.rsc.org/

Since Becker and co-workers isolated the 2-phosphaethynolate anion ( $\text{P}\equiv\text{C}-\text{O}^-$ ) in 1992, the phosphorus-containing analogue of cyanate ion ( $\text{N}\equiv\text{C}-\text{O}^-$ ), the 2-phosphaethynolate anion has gained much attention because this anion is isoelectronic to small molecules such as  $\text{O}=\text{C}=\text{S}$  and  $\text{F}-\text{C}\equiv\text{P}$  as well as the thiocyanate anion  $\text{S}=\text{C}=\text{N}^-$ . This paper highlights the recently reported methods for the synthesis of 2-phosphaethynolate anions and its utilizations in the synthesis of organophosphorus compounds, especially the interesting work reported by two independent groups of J. M. Goicoechea and H. Grützmacher.

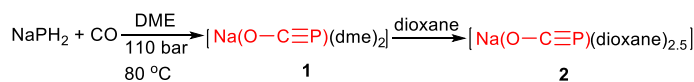
In the early 1990s, Becker and co-workers isolated the 2-phosphaethynolate anion ( $\text{P}\equiv\text{C}-\text{O}^-$ , or  $\text{PCO}^-$ ), the phosphorus-containing analogue of cyanate ion ( $\text{N}\equiv\text{C}-\text{O}^-$ ), through the reaction of lithium bis(trimethylsilyl)phosphanide with dimethylcarbonate in 1,2-dimethoxyethane (dme) (Scheme 1).<sup>1</sup> Thereafter, the 2-phosphaethynolate anion gained much attention because this anion is isoelectronic to small molecules such as  $\text{O}=\text{C}=\text{S}$  and  $\text{F}-\text{C}\equiv\text{P}$  as well as the thiocyanate anion  $\text{S}=\text{C}=\text{N}^-$ .<sup>2</sup> In 2002, Becker's procedure was explored to synthesize other alkali earth metal salts of the anion, such as magnesium, calcium, strontium and barium (Scheme 1).<sup>3</sup> The salts are extremely sensitive towards moisture and air, and only  $[\text{Ca}(\text{O}-\text{C}\equiv\text{P})_2(\text{dme})_3]$  could be isolated as a crystalline solid. However, at  $-20\text{ }^\circ\text{C}$  the dme solutions of the alkaline earth metal bis(2-phosphaethynolates) can be stored for several weeks. The natural resonance theory calculations indicate that this anion is a hybrid between the phosphaethynolate ( $\text{P}\equiv\text{C}-\text{O}^-$ , 51.7 %) and phosphaketene ( $\text{P}=\text{C}=\text{O}$ , 40.2 %) resonance structures.<sup>4</sup> In the past two decades the chemistry of the phosphaethynolate anion has been exploited in the metal-mediated dimerizations and oxidative tetramerizations, reaction with carbon disulfide and as a ligand in a transition-metal complex.<sup>5</sup> Herein, we highlight recent breakthroughs in the synthesis of the 2-phosphaethynolate anions and the chemistry of the anions, especially the interesting work reported by two independent groups of J. M. Goicoechea<sup>6</sup> and H. Grützmacher<sup>7</sup>.



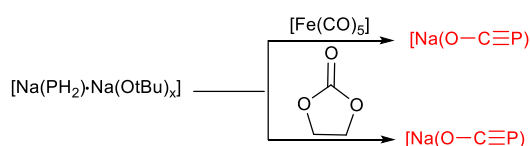
**Scheme 1.** Becker's procedure for the 2-phosphaethynolate anion.  $\text{M} = \text{Li}$ ,  $x = 1$ ,  $y = 2$ ;  $\text{M} = \text{Mg}-\text{Ba}$ ,  $x = 2$ ,  $y = 3$ .

Pioneering studies by Grützmacher's group provided a remarkable synthesis of two new sodium bis(2-

phosphaethynolates),  $[\{\text{Na}(\text{O}-\text{C}\equiv\text{P})(\text{dme})_2\}_2]$  (**1**) and  $[\{\text{Na}(\text{O}-\text{C}\equiv\text{P})(\text{dioxane})_{2.5}\}_\infty]$  (**2**), by reaction of  $\text{NaPH}_2$  with  $\text{CO}$  conducted at 110 bar (Scheme 2).<sup>7a</sup> These sodium salts can be obtained in pure form as the **1** upon concentration of the reaction solution or more conveniently by adding dioxane, whereby **2** precipitates as a colorless microcrystalline powder. Alternatively the replacement of  $\text{NaPH}_2$  for  $[\text{Na}(\text{PH}_2)\cdot\text{Na}(\text{OtBu})_x]$  as the  $\text{PH}_2^-$  source reacted with  $[\text{Fe}(\text{CO})_5]$  or dme led to the exclusive formation of **1** and **2** (Scheme 3). The formations of **1** and **2** were confirmed by combined crystallographic, spectroscopic, and computational methods. The computations and experimental evidence suggests that binding of  $\text{CO}$  to a transition metal complex (such as  $[\text{Fe}(\text{CO})_5]$ ) to enhance its electrophilicity would significantly improve the efficiency of the reaction. In contrast to the lithium and alkaline earth salts,  $[\text{Na}(\text{O}-\text{C}\equiv\text{P})]$  is thermally remarkably stable and does not decompose when heated to  $110\text{ }^\circ\text{C}$  for 2.5 days in DME or THF. In particular, they developed a most convenient procedure to make **1** and **2** through reaction of red phosphorus, ethylene carbonate and sodium at room temperature.<sup>7b</sup> Krummenacher and Cummins reported an alternative procedure *via* bond metathesis reaction of a terminal niobium phosphide ( $(\text{L})_n\text{Nb}\equiv\text{P}$ ) with  $\text{CO}_2$ .<sup>8</sup> The advantages of this protocol are that terminal niobium phosphide can readily transform carbon dioxide (1 equivalent), under mild conditions, into the phosphaethynolate anion.

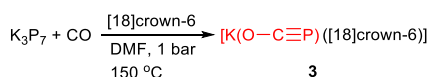


**Scheme 2.** Synthesis of the 2-phosphaethynolate anion from a reaction between  $\text{NaPH}_2$  and  $\text{CO}$ .



Scheme 3. Synthesis of the phosphoethynolate anion from  $[\text{Na}(\text{PH}_2)\cdot\text{Na}(\text{OtBu})_x]$ .

Another novel and straightforward strategy to generate phosphoethynolate anion from bare  $\text{K}_3\text{P}_7$  and one atmosphere of CO was discovered at the end of 2013 by Jupp and Goicoechea.<sup>6a</sup> In the study,  $[\text{K}(\text{O}-\text{C}\equiv\text{P})][18\text{crown-6}]$  (**3**) was obtained by heating a DMF solution of  $\text{K}_3\text{P}_7$  and [18]crown-6 to 150 °C under one atmosphere of CO for 24 h (Scheme 4). A mechanistic rationalization for this reaction was proposed by nucleophilic attack of a phosphide vertex ( $\text{P}^-$  anion) at the carbon atom of CO resulting in the formation of oxidized polyposphide species ( $\text{P}_{16}^{2-}$  and  $\text{P}_{21}^{3-}$ ). Unlike the reported metal salts of the  $\text{PCO}^-$  anion<sup>1,7a</sup>—where forms the metal bis(2-phosphoethynolates)—the structure of **3** has a single triatomic linear anion in the asymmetric unit alongside a  $[\text{K}([18\text{crown-6})]^+$  cation. There is a close electrostatic contact between the  $\text{K}^+$  cation with the phosphorus and the oxygen atoms, while the C-O moiety interacts with an adjacent  $[\text{K}([18\text{crown-6})]^+$  moiety.

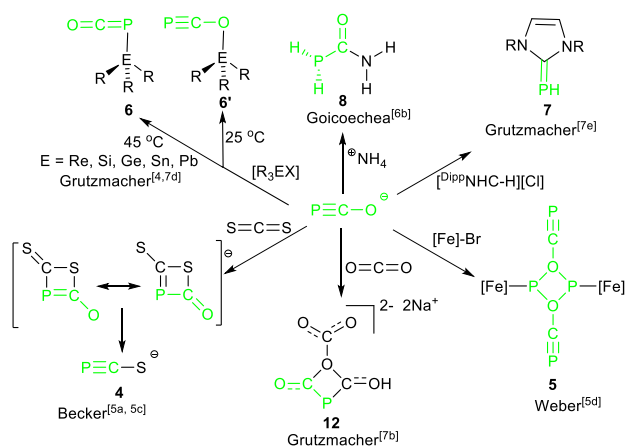


Scheme 4. Synthesis of phosphoethynolate anion between  $\text{K}_3\text{P}_7$  and CO.

In the early studies on the chemistry of phosphoethynolate anion showed that the reaction between  $\text{Li}(\text{OCP})$  and  $\text{CS}_2$  gave  $[\text{Li}(\text{SCP})]$  (**4**) (Scheme 5).<sup>5c</sup> Oxidative tetramerization resulted  $(\text{P}_4\text{C}_4\text{O}_4)_2^{2-}$  and a transition-metal-promoted dimerization led to dianionic transfer species  $(\text{P}_2\text{C}_2\text{O}_2)_2^{2-}$  (**5**).<sup>5d</sup> These reactions do show the high potential of 2-phosphoethynolates as reagents.  $\text{PCO}^-$  anion is a valuable building block for the synthesis of organophosphorus compounds. Much work has been devoted to explore the chemistry of 2-phosphoethynolates based on the discovery of alternative synthetic routes for the stable  $\text{PCO}^-$  anions. Recently, the theme of reaction of phosphoethynolate anion with common organic or inorganic substrates giving small molecules was independently expanded by Goicoechea's<sup>6</sup> and Grützmacher's groups<sup>7</sup>.

The reactivity of complex **2** toward transition metals<sup>4</sup> and triorganyl tetrel compounds  $\text{R}_3\text{EX}$  was explored by Grützmacher's group<sup>7d</sup> (Scheme 5). The density functional theory (DFT) calculations show that the thermodynamic product phosphaketenes (**6**, attack by P) are lower in energy than the corresponding kinetic product oxyphosphaalkynes (**6'**, attack by O). Higher reaction temperature induced formation of the favored thermodynamic product **6**. Importantly, these phosphaketenes (**6**, E = Si and Sn) were used as building blocks to prepare complex triphospha heterocycles by the same group (**16**, Scheme 6).<sup>7g</sup> Another example of application of **2** as P transfer reagent was achieved by the same group. **2** reacted with

an imidazolium salt resulting a parent phosphinidencarbene adduct,  $^{\text{Dipp}}\text{NHC}=\text{PH}$  **7**, via the loss of CO.<sup>7e</sup> The mechanistic study suggested that the phosphoethynolate anion did not likely act as a nucleophile, but acted as a Brønsted base and deprotonated the imidazolium cation forming the parent phosphaketene ( $\text{H}-\text{P}=\text{C}=\text{O}$ ).



Scheme 5. Reaction of phosphoethynolate anion with small molecules or metals.  $[\text{Fe}] = (\text{C}_5\text{Me}_5)(\text{CO})_2\text{Fe}$ ;  $(1,3\text{-t-Bu}_2\text{C}_5\text{H}_3)(\text{CO})_2\text{Fe}$ ;  $(1,2,4\text{-i-Pr}_3\text{C}_5\text{H}_2)(\text{CO})_2\text{Fe}$ ;  $[\text{Re}] = [\text{Re}(\text{OTf})(\text{CO})_2(\text{triphos})]$  (triphos =  $(\text{CH}_2\text{PPh}_2)_3$ ,  $\text{OTf} = \text{F}_3\text{C}$

In 2013, after their successful synthesis of the  $[\text{K}(\text{O}-\text{C}\equiv\text{P})]$ , Goicoechea and co-workers described an addition reaction of the 2-phosphoethynolate anion with ammonium salts to give the novel and unprecedented phosphinecarboxamide **8** ( $\text{PH}_2\text{C}(\text{O})\text{NH}_2$ ) under aerobic conditions in pyridine or THF (Scheme 5).<sup>7b</sup> Remarkably, Wöhler's synthesis of urea is a scientific milestone considered by many as the birth of modern organic chemistry because for the first time an organic compound was produced from inorganic reactants.<sup>9</sup> They extended the principles of Wöhler's synthesis of urea to the chemistry of the phosphoethynolate anion with ammonium salts ( $\text{NH}_4\text{BPh}_4$ ,  $\text{NH}_4\text{Cl}$ ) to afford a heavier analogue of urea,  $\text{PH}_2\text{C}(\text{O})\text{NH}_2$ , where one of the primary amine groups ( $-\text{NH}_2$ ) is replaced by a phosphine ( $-\text{PH}_2$ ). In contrast to the primary phosphine, this research indicates that phosphinecarboxamide exhibits remarkable air- and moisture stability. This product can be synthesized even in water, and its half-life in a pyridine- $d_5$  solution exposed to air is approximately 9 days.

Exploratory investigations into the reactivity of ammonium salts revealed that the reaction time required for full conversion of starting materials was strongly dependent on the solubility of the ammonium salt used. When using  $\text{NH}_4\text{BPh}_4$ , the product can be obtained by means of trap-to-trap distillation. This result is due to the reduced hydrogen-bonding ability relative to urea. However, when employing  $\text{NH}_4\text{Cl}$ , it is not viable to purify the product by distillation because the product can form a sufficiently strong hydrogen-bonding interaction with the anion.

The experimental and DFT studies conducted by the authors provided extensive spectroscopic data for the  $[\text{K}(\text{O}-\text{C}\equiv\text{P})][18\text{crown-6}]$ , heteroallenes and phosphinecarboxamide, and a detailed picture of the electronic structure of these species. The crystallographic characterization reveals that the

phosphinecarboxamide moiety displays a pyramidalized geometry at the phosphorus atom, P1, with a planar carboxamide moiety. The structure is similar with that of urea, which is almost planar but that the amino groups are somewhat pyramidal.<sup>10,11</sup> Compared with urea, **8** shows a more complex NMR spectrum, *i.e.* <sup>1</sup>H NMR spectrum reveals a doublet centered at 3.82 (<sup>1</sup>J<sub>P-H</sub> = 209 Hz) in addition to two broad resonances at 8.57 and 9.05 ppm. The <sup>13</sup>C NMR spectrum also reveals the presence of a doublet at 175.8 ppm (<sup>1</sup>J<sub>P-C</sub> = 8 Hz).

Furthermore, the most interesting reactivity of PCO<sup>-</sup> anion is the cycloaddition chemistry and several phosphorus-containing heterocycles were generated by [2+2], [3+2] and [4+2] cycloadditions. Unlike its nitrogen analogue (NCO<sup>-</sup>), the PCO<sup>-</sup> anion usually performed self-dimerization and cycloadditions that are uncommon or even unprecedented for cyanate.

In a further noteworthy reaction, Goicoechea and co-workers explored a novel [2+2] cycloaddition of potassium salt **3** with diphenylketene leading to the unprecedented heterocyclic species **9** (Scheme 6).<sup>6a</sup> This is the first example of an isolated monoanionic four-membered phosphorus-containing heterocycle, although the reaction affords the desired product involving the formation of other phosphorus-containing intermediates. **3** also reacted with a carbodiimide with full conversion and quantitative selectivity to give the corresponding four-membered ring. Extensive exploratory investigations into the scope and limitations of this synthetic protocol have revealed that this [2+2] cycloaddition strongly depends on the nature of the substituents on the carbodiimide, *i.e.* bis(cyclohexyl)carbodiimide cannot give the cycloaddition product in this study.

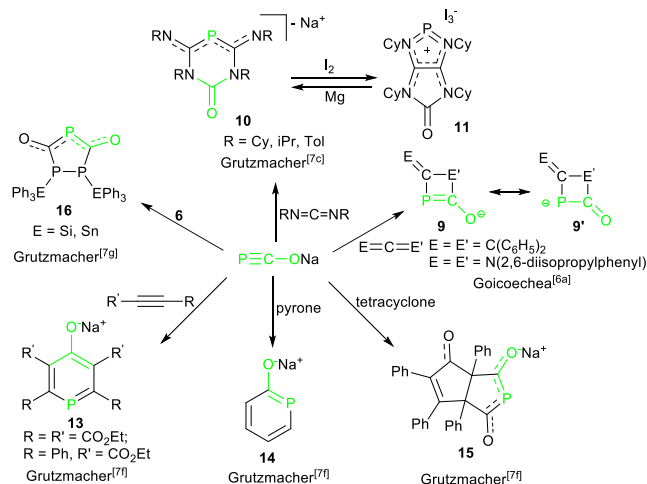
Strikingly, the reaction of sodium salt **2** with two equivalents of carbodiimides including the bis(cyclohexyl)carbodiimide was recently described by Grützmaier and co-workers that resulted in six-membered heterocyclic anions **10** (Scheme 6).<sup>7c</sup> They assumed that a four-membered heterocycle likely as product **9**<sup>6a</sup> is an intermediate, although it was not observed in this reaction. Theoretical calculations indicated that all activation barriers for the formation reaction of the four-membered heterocyclic intermediate are below 10 kcal mol<sup>-1</sup> and the reaction profile is shallow. It immediately reacts to form the final product. These results explained why no intermediates **9** were observed. Treatment **10** with I<sub>2</sub> as two-electron oxidative reagent resulted a bicyclic phosphonium cation **11**, which was reduced by Mg to revert to the anion **10**. Interestingly, the reduced anion **10** and the oxidized cation **11** are stable and coexist in solution due to the thermodynamically stable redox states (E<sub>peak,ox</sub> = -0.78 V for anion **10**, (E<sub>peak,red</sub> = -1.84 V for cation **11**) and do not react with each other.

Complex **2** as an important building block was further utilized in the construction of mono-substituted four-membered ring **12** by combining with CO<sub>2</sub> (Scheme 5).<sup>7b</sup> The reaction mechanism was different from a classical [2+2] cycloaddition. It is stepwise and initiated by a nucleophilic attack of the phosphorus center of PCO<sup>-</sup>, following attack by a second PCO<sup>-</sup> anion led to the formation of the 1,3-diphospha-2,4-dionate ring.

In addition to the [2+2] cycloaddition, the Grützmaier group also studied the [3+2] and [4+2] cycloadditions of **2** with alkynes, tetracyclone and  $\alpha$ -pyrone forming a various of

phosphorus-containing five- and six-membered heterocycles **13-15** in excellent yields (Scheme 6).<sup>7f</sup> The reaction of **2** and two equivalents of phenylethynylcarboxylic ethylester in refluxing 1,2-dimethoxyethane (DME) gave the sodium salt of six-membered heterocyclic ring (**13**). However, the more-electron-deficient diethyl but-2-ynedioate formed six-membered ring together with a five-membered heterocyclic anion removal of the CO in an approximate 1:1 ratio. Similarly, the reaction of **2** with tetracyclone and  $\alpha$ -pyrone undergoes cycloadditions delivering functionalized hydroxy substituted phosphorus heterocycles **14** and **15**, respectively. These examples impressively demonstrate not only the broad possibilities of cycloadditions for the synthesis of phosphorus-containing molecules, but also how easy these reactions are to conduct.

Inspired by the exciting results, Zhao and co-workers reported some interesting computational studies of the cycloadditions of PCO<sup>-</sup> anion with alkynes, ketene, carbodiimide and 2H-pyran-2-one.<sup>12</sup> They suggested that the [2+2] and [3+2] cycloaddition of the anion favored stepwise processes, while [4+2] cycloaddition is a concerted fashion. More importantly, electronic effects play a key role in the regioselectivity of cycloaddition. The higher electrophilicity of PCO<sup>-</sup> compared to NCO<sup>-</sup> and a stronger tendency of the former to hamper the transformation of  $\pi$ -bond into a  $\sigma$ -bond, which provides a possible explanation for the different reactivity of the PCO<sup>-</sup> anion compared to its lighter congener.



Scheme 6. Synthesis of phosphorus-containing heterocycles by cycloadditions of phosphoethynolate anion with unsaturated substrates.

## Summary and outlook

Considering the similar structure with N-heterocycles and urea, phosphorus-containing heterocycles and phosphinecarboxamide moiety species may ultimately be used as a fundamental building block of enormous importance, such as in coordination chemistry, anion sensing, or in the synthesis of novel materials and organic compounds containing phosphorus. Sure enough, current and subsequent developments in the field of synthesis and reactivity of 2-phosphoethynolate anion hold great potential

1 for future theoretic and academic, even industrial applications.  
2 Additional mechanistic studies and experimentation is needed  
3 to expand the scope of these transformations of the 2-  
4 phosphoethynolate anions to further exciting molecules.  
5

## 6 Acknowledgements

7 We thank NSFC (Nos. 21362032 and 21362031) for financial  
8 support.  
9

## 10 Notes and references

11 <sup>a</sup> Key Laboratory of Eco-Environment-Related Polymer Materials,  
12 Ministry of Education, China, Gansu 730070, P. R. China; Gansu Key  
13 Laboratory of Polymer Materials, College of Chemistry and Chemical  
14 Engineering, Northwest Normal University, Anning East Road 967#,  
15 Lanzhou, Gansu 730070, P. R. China. wangxicun@nwnu.edu.cn;  
16 quanzhengjun@hotmail.com.  
17

## 18 References

- 19  
20 1 G. Becker, W. Schwarz, N. Seidler, and M. Westerhausen, *Z. Anorg. Allg. Chem.* 1992,  
21 **612**, 72-82.  
22 2 T. M. Klapötke, *Angew. Chem. Int. Ed.* 1994, **33**, 1575-1576.  
23 3 M. Westerhausen, S. Schneiderbauer, H. Piotrowski, M. Suter, and H. Nöth, *J.*  
24 *Organomet. Chem.* 2002, **643-644**, 189-193.  
25 4 S. Alidori, D. Heift, G. Santiso-Quinones, Z. Benkő, H. Grützmacher, M. Caporali, L.  
26 Gonsalvi, A. Rossin, and M. Peruzzini, *Chem. Eur. J.* 2012, **18**, 14805-14811;  
27 5 (a) G. Becker, K. Hübler, and W. Schwarz, *Z. Anorg. Allg. Chem.* 1994, **620**, 405-417;  
28 (b) L. Weber, S. Buchwald, D. Lentz, O. Stamm, D. Preugschat, and R.  
29 Marschall, *Organometallics* 1994, **13**, 4406-4412; (c) G. Becker, G. Heckmann,  
30 K. Hübler, W. Schwarz, *Z. Anorg. Allg. Chem.* 1995, **621**, 34-46; d) L. Weber, B.  
31 Torwiehe, G. Bassmann, H.-G. Stämmler, and B. Neumann, *Organometallics*  
32 1996, **15**, 128-132; (e) G. Becker, G. Ditten, K. Hübler, U. Hübler, K. Merz,  
33 M. Niemeyer, N. Seidler, M. Westerhausen, and Z. Zheng, *Organosilicon Chem.*  
34 *II*, ed. N. Auner and J. Weis, VCH, Weinheim, 1996, 161-186.  
35 6 (a) A. R. Jupp, and J. M. Goicoechea, *Angew. Chem. Int. Ed.* 2013, **52**, 10064-10067;  
36 (b) A. R. Jupp, and J. M. Goicoechea, *J. Am. Chem. Soc.*, 2013, **135**, 19131-  
37 19134.  
38 7 (a) F. F. Puschmann, D. Stein, D. Heift, C. Hendriksen, Z. A. Gal, H.-F. Grützmacher,  
39 and H. Grützmacher, *Angew. Chem. Int. Ed.* 2011, **50**, 8420-8423; (b) D. Heift, Z.  
40 Benkő, and H. Grützmacher, *Dalton Trans.* 2014, **43**, 831-840; (c) D. Heift, Z.  
41 Benkő, and H. Grützmacher, *Angew. Chem. Int. Ed.* 2014, **53**, 6757-6761; (d) D.  
42 Heift, Z. Benkő, and H. Grützmacher, *Dalton Trans.*, 2014, **43**, 5920-5928; (e)  
43 A. M. Tondreau, Z. Benkő, J. R. Harmer, and H. Grützmacher, *Chem. Sci.*, 2014,  
44 **5**, 1545-1554. (f) X. Chen, S. Alidori, F. F. Puschmann, G. Santiso-Quinones, Z.  
45 Benkő, Z. Li, G. Becker, H.-F. Grützmacher and H. Grützmacher, *Angew. Chem.*  
46 *Int. Ed.*, 2014, **53**, 1641-1645; (g) D. Heift, Z. Benkő, and H. Grützmacher,  
47 *Chem. Eur. J.* 2014, **20**, DOI: 10.1002/chem.201403419.  
48 8 I. Krummenacher, C. C. Cummins, *Polyhedron* 2012, **32**, 10-13.  
49 9 (a) F. Wöhler, *Ann. Phys.* (Berlin) 1828, **87**, 253-256; b) F. Wöhler, *Ann. Chim. Phys.*  
50 1828, **37**, 330-333; c) P. S. Cohen, and S. M. Cohen, *J. Chem. Educ.* 1996, **73**,  
51 883-886.  
52 10 P. D. Godfrey, R. D. Brown, and A. N. Hunter, *J. Molecular Struct.* 1997, 413-414,  
53 405-414.  
54 11 A. Pryor, and P. L. Sanger, *Acta Cryst.* 1970, **A26**, 543-558.  
55 12 L. Liu, J. Zhu and Y. Zhao, *Chem. Comm.* 2014, DOI: 10.1039/C4CC04610B.  
56  
57  
58  
59  
60

## HIGHLIGHT

Xi-Cun Wang was born in 1965 in Gansu, China. He obtained his Ph.D. with Professor Borisova, E. Ya in Moscow College of Fine Chemical Engineering in 1993. After his Ph.D. he joined the chemistry faculty of Northwest Normal University in 1994. Where he was promoted to Associate Professor in 1996 and Professor 2001. His current research interests focus on transition-metal-catalyzed cross-coupling reactions, multicomponent reactions, tandem approaches and green chemistry.



Zheng-Jun Quan was born in 1978 in Gansu, China. He received his B.S. and Ph.D. with Professor Xi-Cun Wang from Northwest Normal University in 2004 and 2007. After his B.S. he joined the chemistry faculty of Northwest Normal University. Where he was promoted to Associate Professor in 2007 and Professor in 2014. His current research interests focus on transition-metal-catalyzed cross-coupling reactions, multicomponent reactions, tandem approaches and synthesis of biologically important heterocycles.