



ChemComm

Efficient End-Group Functionalization and Diblock Copolymer Synthesis via Au(III) Polymer Reagents

Journal:	<i>ChemComm</i>
Manuscript ID	CC-COM-10-2023-005350.R1
Article Type:	Communication

SCHOLARONE™
Manuscripts

COMMUNICATION

Received 00th January 20xx,
Accepted 00th January 20xx

DOI: 10.1039/x0xx00000x

Efficient End-Group Functionalization and Diblock Copolymer Synthesis *via* Au(III) Polymer Reagents

Grace E. Kunkel,^a Joseph W. Treacy,^a Hayden R. Montgomery,^a Ellie G. Puente,^a Evan A. Doud,^a Alexander M. Spokoyny,^{a,b} Heather D. Maynard^{a,b,†}

Herein, we describe the synthesis of bench-stable organometallic Au(III) terminated polymer reagents. These reagents mediate the chemoselective S-arylation of thiol-containing small molecules and polymers to yield functionalized mono-telechelic polymers and diblock copolymers, respectively. These transformations proceed rapidly within minutes and produce conjugates in quantitative conversion, making this strategy a robust addition to the polymer functionalization toolbox.

Polymers with α - and/or ω -functionalization, also known as telechelic polymers, are useful building blocks for the synthesis of unique macromolecular architectures through coordination and conjugation.¹ This type of functionality can be achieved through the post-polymerization modification of chain transfer agents (CTAs) or use of functionalized CTAs in reversible addition fragmentation chain transfer (RAFT) polymerization, the nucleophilic substitution of terminal halides in atom transfer radical polymerization (ATRP) or the use of functionalized initiators, or the synthesis of nucleophilic initiators in anionic ring opening polymerization (ROP).¹ For example, small molecules such as fluorescent probes and affinity tags are commonly conjugated to polymers post-synthetically for use in various biological and materials applications. While there are many successful examples of these strategies, the post-polymerization modification of the end-group can suffer from challenges including poor kinetics which results in moderate to low levels of conversion to product. Further, the resulting linkages can also be reversible or cleavable, leading to loss of the desired functionality.²

In addition to appending small molecules, telechelic polymers are also well-suited for the synthesis of macromolecular architectures such as diblock copolymers. Typically, synthesis of diblock copolymers is undertaken by sequential polymerization of different monomers.³ However, when the target diblock copolymer contains units not polymerizable by compatible methods, post-polymerization conjugation of the disparate polymer blocks is required.³ This

latter synthetic strategy has significant challenges including the necessity of a highly efficient conjugation due to the low concentration of reactive units and the steric hindrance caused by polymer chains. One method to alleviate these synthetic concerns is to use “click”-type reactions due to their enhanced kinetics and chemoselectivity.⁴ Effective examples of using “click”-type reactions for the construction of diblock copolymers include thiol-ene reactions,^{5,6} Cu(I)-catalyzed azide-alkyne cycloadditions (CuAAC),^{7–9} Diels-Alder cycloadditions,^{10,11} and more recently developed selective routes such as Sulfur(VI) Fluoride Exchange (SuFEx) reactions.¹² Thus, “click”-type chemistry allows for the facile synthesis of these diblock copolymers that otherwise would be synthetically inaccessible.^{11,13–16} In each case, careful design and successful installation of reactive polymer end-groups is critical to achieve the desired product. Despite enabling impressive macromolecular structures, it is important to note that traditional “click”-chemical routes face some limitations. For example, these aforementioned methods have been known to exhibit low conversion when coupling partners are used at equimolar ratios due to kinetic limitations.¹⁷ These methods can also place restrictions on monomer scope such as the need for the repeat units to be thermal- or photo-stable.¹⁸ “Click”-type reactions can also lack certain chemical orthogonality; for example, acetylenic Glaser coupling is a possible side reaction for CuAAC conjugations.¹⁹ Alternatively, the termination of living polymerizations with macromolecules has been utilized for the synthesis of these architectures, but this strategy generally requires a large excess of the terminating macromolecule, necessitating purification *via* time-intensive fractionation.²⁰ There remains a need for additional rapid and mild methodologies to address these limitations in existing conjugation techniques.

We have previously developed Au(III) mediated S-arylation utilizing isolable and bench-stable (Me-DalPhos)Au(III)Aryl reagents.²¹ Recently, this chemistry has been expanded to demonstrate sterically-driven regioselectivity as well as successful picomolar bioconjugation with reagents enabling bimolecular rate constants of up to $1.7 \times 10^4 \text{ M}^{-1} \text{ s}^{-1}$.²² Organometallic S-arylation with Au(III) oxidative addition complexes (OACs) are highly

^a Department of Chemistry and Biochemistry, University of California, Los Angeles, 607 Charles E. Young Drive East, Los Angeles, California 90095-1569, United States.

^b California NanoSystems Institute, University of California, Los Angeles, 570 Westwood Plaza, Los Angeles, California 90095-1569, United States.

† Correspondence to: maynard@chem.ucla.edu

Electronic Supplementary Information (ESI) is available. See DOI: 10.1039/x0xx00000x

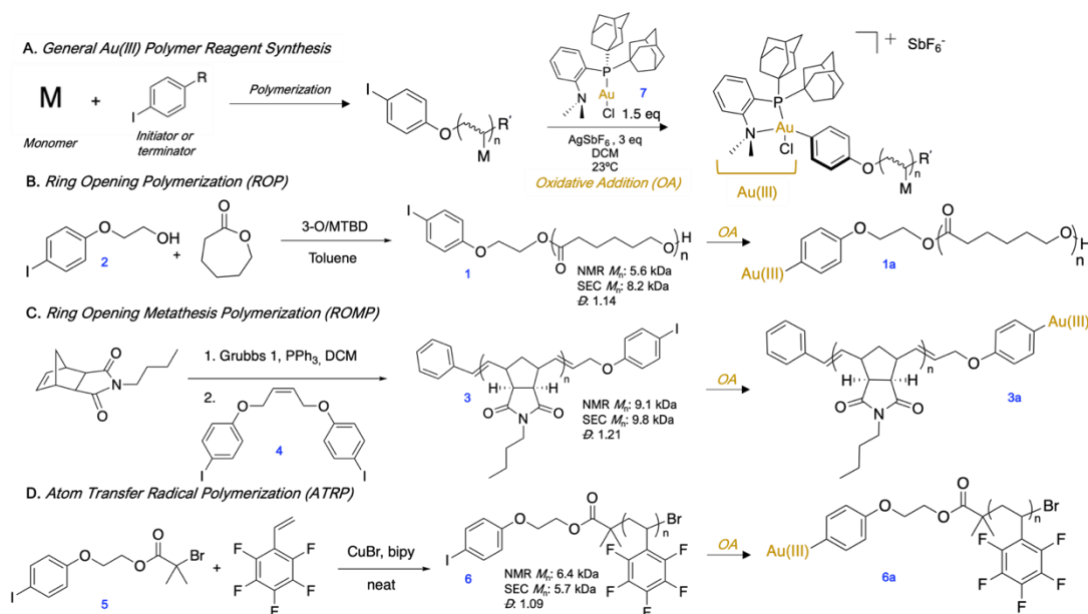


Figure 1. A) General Au(III) polymer reagent synthesis ($\text{Au(III)}=[(\text{Me-DalPhos})\text{Au(III)Cl}]^+ \text{SbF}_6^-$). B) Ring opening polymerization of ϵ -caprolactone and synthesis of OAC. C) Ring opening metathesis polymerization of *n*-butyl norbornene imide and synthesis of OAC. D) Atom transfer radical polymerization of pentafluorostyrene and synthesis of OAC.

chemoselective, pH tolerant, and rapid at room temperature.^{21–23} With these characteristics in mind, we envisioned that Au(III) OACs would efficiently facilitate the synthesis of both modified mono-telechelic polymers and diblock copolymers *via* ligand exchange with a second thiol-containing species and subsequent reductive elimination (RE). The resulting S-aryl bond would obviate the concern of a reversible conjugation, and the rapid kinetics and chemoselectivity of the reaction would provide quantitative conversion at equimolar ratios and prevent undesired side reactions.

We first synthesized aryl iodide-capped polymers to serve as precursors to OACs (**Figure 1A**). We prepared *p*(ϵ -caprolactone) (pCL) (**1**) (**Figure 1B**) by anionic ROP using an aryl iodide-functionalized initiator (**2**) and the 3-O/MTBD cocatalyst system.²⁴ While in preliminary polymerizations we utilized a 4-iodobenzyl alcohol to initiate, we found that upon oxidative addition, the terminal ester adjacent to the Au(III) complex can be activated and cleaved. Therefore, we replaced the initiator with 4-iodophenethyl alcohol (**2**) wherein the terminal ester was no longer activated at the benzylic position and thus less likely to cleave. Next, *p*(*n*-butyl norbornene imide) (pBNI) (**3**) (**Figure 1C**) was synthesized by ROMP and quenched using a *cis*-stilbene aryl iodide derivative (**4**) to incorporate an aryl iodide *via* direct end-capping.^{25,26} Finally, we synthesized an aryl iodide-containing ATRP initiator (**5**) from **2** and employed it in the synthesis of *p*(pentafluorostyrene) (pPFS) (**6**) (**Figure 1D**). Many polymer conjugation strategies utilize the tertiary bromide of ATRP polymer end-groups,²⁷ which generally necessitates low polymer conversion to protect end-group fidelity.^{28,29} In this case, the use of an aryl iodide-containing ATRP initiator ensures the presence of a functional handle without

sacrificing polymer conversion. All aryl iodide polymers underwent oxidative addition in open air with (Me-DalPhos)Au(I)Cl (**7**) using AgSbF₆ as a halide scavenger to afford isolable and bench stable Au(III) polymer reagents (**1a**, **3a**, **6a**). ¹H and ³¹P{¹H} NMR spectroscopy were used to determine conversion to the Au(III) species, and it was found that the removal of excess Au(I) was not necessary, as it did not inhibit the subsequent S-arylation. Isolated Au(III)

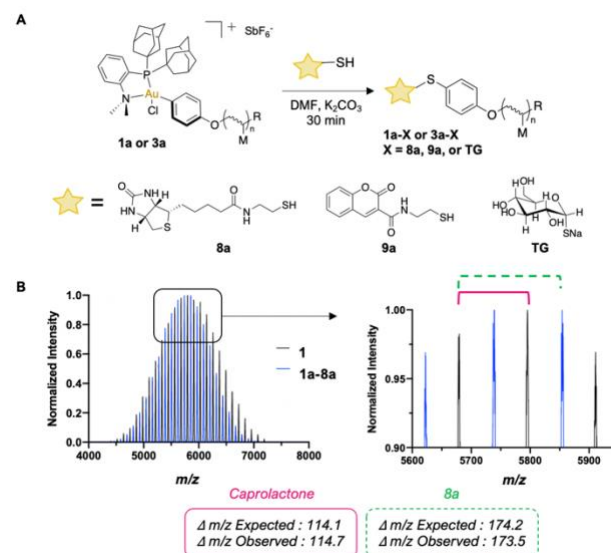


Figure 2. A) Scheme of modified mono-telechelic polymer synthesis *via* S-arylation of thiolated biotin (**8a**), thiolated coumarin (**9a**), and sodium thioglucose (**TG**) with **1a** or **3a**. B) MALDI-TOF mass spectra of **1** and **1a-8a** with magnified inset. Expected and calculated $\Delta m/z$ differences between repeat units of **1a** and end groups of **1a** and **1a-8a**.

polymer complexes are stable for up to three months, as monitored by $^{31}\text{P}\{^1\text{H}\}$ NMR spectroscopy.³⁰

We performed *S*-arylation on a small library of biologically relevant small molecules (**Figure 2A**). Successful *S*-arylation of thiolated biotin (**8a**), thiolated coumarin (**9a**), and commercial sodium thioglucose (**TG**) with pCL-Au(III) (**1a**) and pBNI-Au(III) (**3a**) occurred in 30 minutes as observed *via* ^1H NMR and $^{31}\text{P}\{^1\text{H}\}$ NMR spectroscopy (**SI Figures 48-60**). MALDI-TOF characterization was also used to observe mass differences which correspond to the replacement of the iodide of **1a** with **8a**, thereby confirming that efficient *S*-arylation had occurred (**Figure 2B**).

In a similar approach, we hypothesized that these Au(III) polymer reagents would offer a facile and modular synthesis of diblock copolymers utilizing thiol-modified mono-telechelic polymers (**Table 1**). To this end, p(*N*-isopropylacrylamide) (pNIPAM) (**10**) was synthesized *via* RAFT. The presence of a dithioester in many CTAs affords a free thiol coupling partner following aminolysis (**10a**). This aminolysis of the CTA was monitored by UV-Vis spectroscopy and ^1H NMR (**SI Figures 63-64**). To achieve thiol-functionalized polymers *via* ROP, an *S*-trityl protected thioether initiator (**11**) was used for the synthesis of pCL (**12**) and subsequently deprotected to reveal the free thiol (**12a**). This demonstrates that controlled polymerization strategies such as ROP can be utilized in either the thiol or aryl iodide block interchangeably by employing the appropriate small molecule conjugation handle in the initiator.

This thiol polymer library was subjected to various polymeric Au(III) *S*-arylation reagents to yield diblock copolymers synthesized by disparate polymerization methods (**Table 1, Entries 13-15**, see SI for synthetic details). Specifically, p(NIPAM)-SH (**10a**) was reacted with pCL-Au(III) (**1a**) to prepare a p(NIPAM)-*b*-p(CL) diblock copolymer (**13**). Furthermore, p(CL)-SH (**12a**) was reacted with p(BNI)-Au(III) (**3a**) and p(PFS)-Au(III) (**6a**) to produce p(CL)-*b*-p(BNI) (**14**) and p(CL)-*b*-p(PFS) (**15**), respectively. All *S*-arylation reactions occurred in one hour, in open air, using an equimolar ratio of polymer precursors, and at ambient temperature, highlighting the mild conditions and efficiency of this synthetic strategy. These reactions occurred in the presence of tributylphosphine (PBu₃) as a disulfide reducing agent, and it was observed that PBu₃ did not interfere with the *S*-arylation. Conversion and product dispersity were monitored by multinuclear NMR spectroscopy, diffusion ordered spectroscopy (DOSY), and

size exclusion chromatography (SEC) (**SI Figures 71-87**). DOSY NMR experiments indicated that, in every example, both sets of polymer peaks diffused at the same rate, suggesting one, connected diblock copolymer species in solution. Complete conversion of precursors **6a** and **12a** to produce **15** was observed by DOSY NMR experiments (**SI Figure 86**), and ^{19}F NMR spectroscopy (**SI Figure 83**) indicates that the *S*-arylation

Table 1. Functionality, precursor, synthesis strategy, NMR molecular weight (M_n), SEC molecular weight (M_n), and dispersity (\mathcal{D}) reported for polymer precursors and diblock copolymers. Expected M_n is calculated from ^1H NMR observed conversion.

Entry	Functionality	Precursor	Strategy	Expected M_n (kDa)	SEC M_n (kDa)	Dispersity (\mathcal{D})
10	Thiol	NIPAM	RAFT	9.6	9.3	1.11
12	Thiol	CL	ROP	9.6	10.0	1.20
13	BCP	1a + 10a	<i>S</i> -Arylation	12.5	11.9	1.37
14	BCP	3a + 12a	<i>S</i> -Arylation	25.7	17.7	1.27
15	BCP	6a + 12a	<i>S</i> -Arylation	12.5	11.9	1.37
16	Aryl I	BNI	ROMP	30.2	27.2	1.27
17	Thiol	CL	ROP	36.4	37.4	1.13
18	BCP	16a + 17a	<i>S</i> -Arylation	72.7	42.3	1.40

outpaces any potential $\text{S}_{\text{N}}\text{Ar}$ reactions with the side chains of **6a** despite the lower relative concentration of Au(III) in solution.³¹ Since ^1H , ^{31}P , and DOSY NMR experiments indicated full conversion to diblock copolymer products, peak shape abnormalities in SEC spectra for *S*-arylation products may be a result of secondary structure and column interaction from disparately hydrophobic blocks.

In general, quantitative conversion to diblock copolymer products becomes more challenging as the polymer precursor size increases, as this lowers the relative concentration of reactive end-group units in solution. We hypothesized that this robust conjugation method would allow for access to large diblock copolymers that may be challenging to obtain using other methods. To test this hypothesis, 27.2 kDa pBNI-Au(III) (**16a**) and 36.4 kDa pCL-SH (**17a**) mono-telechelic polymers were prepared (**Table 1**). We observed quantitative conversion to diblock copolymer product **18** by $^{31}\text{P}\{^1\text{H}\}$ and DOSY NMR spectroscopy after one hour using our standard conjugation conditions, highlighting the efficiency of this method (**Figure 3**).

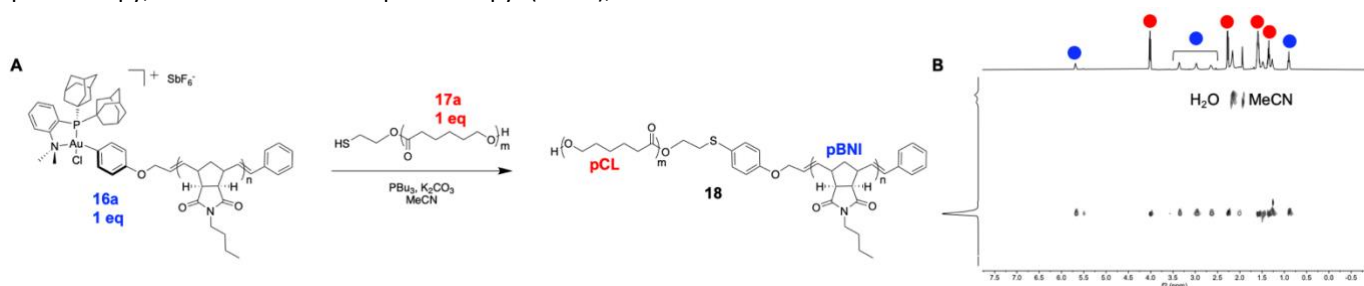


Figure 3. A) pCL-*b*-pBNI (**18**) *S*-arylation scheme B) DOSY NMR spectrum of pCL-*b*-pBNI (**18**) in CD₃CN.

This work demonstrates the efficiency of the post-polymerization synthesis of small molecule mono-telechelic polymers and diblock copolymers utilizing organometallic Au(III) polymer reagents. The synthetic availability of the aryl iodide and thiol coupling partners allows for their facile incorporation into small molecules and polymers. These polymers can be synthesized by common controlled polymerization techniques such as RAFT, ROP, ATRP, and ROMP. The selectivity of (Me-DalPhos)Au(I)Cl (**7**) for aryl iodides during oxidative addition and the thiophilicity of Au(III) permits the use of many desirable side-chain functional groups without concern of cross-reactivity. Au(III) polymer reagents are isolable and bench-stable, allowing for a modular approach to the rapid minute-scale synthesis of various functionalized polymers. Ultimately, this work adds to the “click”-type reaction toolbox for the synthesis of complex polymers and can be expanded for the synthesis of other polymeric applications and macromolecular architectures.

References

- J. Kim, H. Y. Jung and M. J. Park, *Macromolecules*, 2020, **53**, 746–763.
- S. N. S. Alconcel, S. H. Kim, L. Tao and H. D. Maynard, *Macromolecular Rapid Communications*, 2013, **34**, 983–989.
- H. Dau, G. R. Jones, E. Tsogtgerel, D. Nguyen, A. Keyes, Y.-S. Liu, H. Rauf, E. Ordonez, V. Puchelle, H. Basbug Alhan, C. Zhao and E. Harth, *Chem. Rev.*, 2022, **122**, 14471–14553.
- H. C. Kolb, M. G. Finn and K. B. Sharpless, *Angewandte Chemie International Edition*, 2001, **40**, 2004–2021.
- J. M. Spruell, B. A. Levy, A. Sutherland, W. R. Dichtel, J. Y. Cheng, J. F. Stoddart and A. Nelson, *Journal of Polymer Science Part A: Polymer Chemistry*, 2009, **47**, 346–356.
- M. Plank, F. V. Frieß, C. V. Bitsch, J. Pieschel, J. Reitenbach and M. Gallei, *Macromolecules*, 2023, **56**, 1674–1687.
- J. A. Opsteen and J. C. M. van Hest, *Chem. Commun.*, 2005, 57–59.
- W. Agut, D. Taton and S. Lecommandoux, *Macromolecules*, 2007, **40**, 5653–5661.
- N. Toncheva-Moncheva, P. Bakardzhiev, S. Rangelov, B. Trzebicka, A. Forsy and P. D. Petrov, *Macromolecules*, 2019, **52**, 3435–3447.
- H. Durmaz, A. Dag, O. Altintas, T. Erdogan, G. Hizal and U. Tunca, *Macromolecules*, 2007, **40**, 191–198.
- A. J. Inglis, S. Sinnwell, M. H. Stenzel and C. Barner-Kowollik, *Angewandte Chemie International Edition*, 2009, **48**, 2411–2414.
- J. C. Brendel, L. Martin, J. Zhang and S. Perrier, *Polym. Chem.*, 2017, **8**, 7475–7485.
- R. K. Iha, K. L. Wooley, A. M. Nyström, D. J. Burke, M. J. Kade and C. J. Hawker, *Chem. Rev.*, 2009, **109**, 5620–5686.
- D. Fournier, R. Hoogenboom and U. S. Schubert, *Chem. Soc. Rev.*, 2007, **36**, 1369–1380.
- Z. Geng, J. J. Shin, Y. Xi and C. J. Hawker, *Journal of Polymer Science*, 2021, **59**, 963–1042.
- A. Shahrokhinia, P. Biswas and J. F. Reuther, *Journal of Polymer Science*, 2021, **59**, 1748–1786.
- S. P. S. Koo, M. M. Stamenović, R. A. Prasath, A. J. Inglis, F. E. Du Prez, C. Barner-Kowollik, W. Van Camp and T. Junker, *Journal of Polymer Science Part A: Polymer Chemistry*, 2010, **48**, 1699–1713.
- H. Durmaz, B. Colakoglu, U. Tunca and G. Hizal, *Journal of Polymer Science Part A: Polymer Chemistry*, 2006, **44**, 1667–1675.
- C. J. Duxbury, D. Cummins and A. Heise, *Journal of Polymer Science Part A: Polymer Chemistry*, 2009, **47**, 3795–3802.
- J. M. Notestein, L.-B. W. Lee and R. A. Register, *Macromolecules*, 2002, **35**, 1985–1987.
- M. S. Messina, J. M. Stauber, M. A. Waddington, A. L. Rheingold, H. D. Maynard and A. M. Spokoyny, *J. Am. Chem. Soc.*, 2018, **140**, 7065–7069.
- E. Doud, J. Tilden, J. Treacy, E. Chao, H. Montgomery, G. Kunkel, N. Adhami, T. Kerr, A. Rheingold, C. Frost, K. Houk, H. Maynard and A. Spokoyny, *ChemRxiv*, 2023, DOI: 10.26434/chemrxiv-2023-brjnz.
- J. A. R. Tilden, A. T. Lubben, S. B. Reeksting, G. Kociok-Köhn and C. G. Frost, *Chemistry – A European Journal*, 2022, **28**, e202104385.
- K. V. Fastnacht, S. S. Spink, N. U. Dharmaratne, J. U. Pothupitiya, P. P. Datta, E. T. Kiesewetter and M. K. Kiesewetter, *ACS Macro Lett.*, 2016, **5**, 982–986.
- S. Hilf, R. H. Grubbs and A. F. M. Kilbinger, *J. Am. Chem. Soc.*, 2008, **130**, 11040–11048.
- A. E. Madkour, A. H. R. Koch, K. Lienkamp and G. N. Tew, *Macromolecules*, 2010, **43**, 4557–4561.
- V. Coessens, T. Pintauer and K. Matyjaszewski, *Progress in Polymer Science*, 2001, **26**, 337–377.
- N. V. Tsarevsky, B. S. Sumerlin and K. Matyjaszewski, *Macromolecules*, 2005, **38**, 3558–3561.
- M. Zhong and K. Matyjaszewski, *Macromolecules*, 2011, **44**, 2668–2677.
- H. R. Montgomery, M. S. Messina, E. A. Doud, A. M. Spokoyny and H. D. Maynard, *Bioconjugate Chem.*, 2022, **33**, 1536–1542.
- C. R. Becer, K. Babiuch, D. Pilz, S. Hornig, T. Heinze, M. Gottschaldt and U. S. Schubert, *Macromolecules*, 2009, **42**, 2387–2394.

This work was funded by the NSF (CHE-2003946). GEK was supported by the NIH under award number T32GM008496. These studies were supported by the NSF instrumentation grant CHE-1048804. AMS thanks NIGMS (R35GM124746) for funding. GEK, JWT, HRM, EAD, AMS, and HDM conceived and designed experiments. GEK and JWT performed the majority of synthesis. GEK, JWT, HRM, and EGP analyzed the data. GEK wrote the original manuscript.

Conflicts of interest

There are no conflicts to declare.