

Cite this: *Chem. Sci.*, 2025, 16, 11264

All publication charges for this article have been paid for by the Royal Society of Chemistry

# Response of reaction mechanisms to electric-field catalysis on carbon nanotubes in microfluidic reactors†

M. Ángeles Gutiérrez López,<sup>ab</sup> Alenka Marsalek,<sup>ab</sup> Naomi Sakai<sup>ab</sup> and Stefan Matile<sup>ab</sup>

If accessible under scalable bulk conditions, remote control of charge translocation during a molecular transformation with oriented external electric fields promises to make a major contribution to sustainable organic synthesis. Here, we show that the combination of electric-field catalysis with anion- $\pi$  and cation- $\pi$  catalysis on carbon nanotubes in electromicrofluidic devices can influence reaction mechanisms under scalable bulk conditions. At high voltage, epoxide-opening ether cyclizations that do not occur without electric fields proceed to completion. Sensitivity to the orientation of the applied field indicates the nature of the rate-limiting motif in the transition state. Increasing magnitude of the electric field can change reaction mechanisms and accelerate the intrinsically disfavored pathways. Substrate positioning on the polarized nanotube surfaces enhances electric-field control over reaction mechanism. These results support the promise of electric-field anion- $\pi$  and cation- $\pi$  catalysis on carbon nanotubes in electromicrofluidic devices for use in organic synthesis.

Received 22nd April 2025

Accepted 13th May 2025

DOI: 10.1039/d5sc02934a

rsc.li/chemical-science

The perspective of accelerating and directing the movement of electrons during a reaction with oriented external electric fields (OEEFs) has attracted much attention because it promises to impact organic synthesis fundamentally (Fig. 1a and b).<sup>1–19</sup> Both theory and experimental evidence in biology support these great expectations from electric-field catalysis (EFC).<sup>1–19</sup> Recently, we realized that most of the many practical problems that have prevented systematic development of EFC under scalable bulk conditions so far could possibly be addressed by using multi-walled carbon nanotubes (MWCNTs)<sup>20–25</sup> in electromicrofluidic devices (Fig. 1a and b).<sup>26</sup> Drop-casted on the graphite electrode surface, the polarization of MWCNTs by the applied OEEF induces strong macrodipoles<sup>27</sup> for strong cation- $\pi$ <sup>28,29</sup> and anion- $\pi$  interactions,<sup>25,27,30–34</sup> respectively, depending on the orientation of the field. These cation- $\pi$  and anion- $\pi$  interactions then support the applied OEEF to accelerate and direct the movement of electrons during the reaction of interest. Moreover, the formation of Gouy-Chapman-Stern electrical double layers (EDL)<sup>35</sup> already in polar solvents will shorten the effective distance between formal electrodes from the 250  $\mu\text{m}$  set by the reactor's dimensions to a few nm between one electrical layer

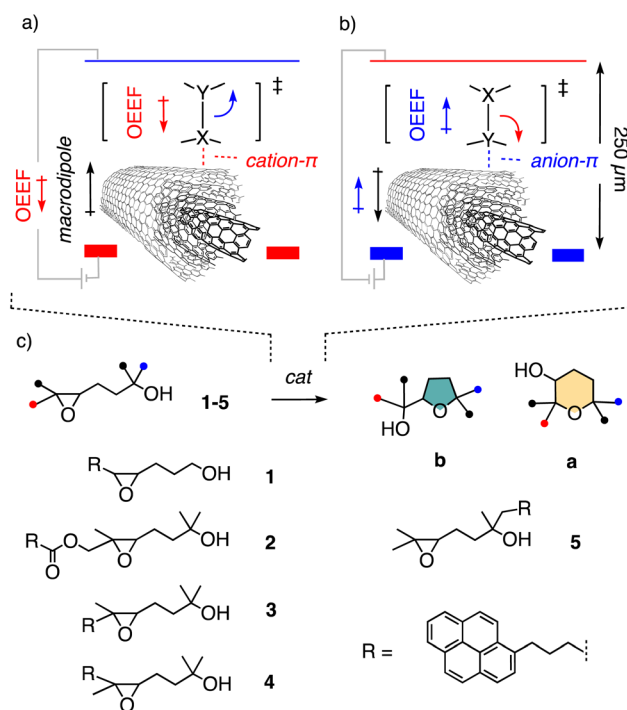


Fig. 1 (a) Electric-field cation- $\pi$  and (b) anion- $\pi$  catalysis to cleave the bond X-Y on MWCNTs in electromicrofluidic devices (OEEF = oriented external electric field). (c) Structure of previous (1) and new substrates (2–5) and products a (anti-Baldwin) and b (Baldwin) of epoxide-opening ether cyclization.

<sup>a</sup>Department of Organic Chemistry, University of Geneva, Geneva, Switzerland. E-mail: stefan.matile@unige.ch; Web: [www.unige.ch/sciences/chior/matile/](http://www.unige.ch/sciences/chior/matile/); Tel: +41 22 379 6523

<sup>b</sup>National Centre of Competence in Research (NCCR), Molecular Systems Engineering, BPR 1095, Basel, Switzerland

† Electronic supplementary information (ESI) available: Detailed procedures and results for all reported experiments. See DOI: <https://doi.org/10.1039/d5sc02934a>

and the oppositely charged electrode. This will produce effective local OEEFs that are at least three orders of magnitude higher than the apparent applied OEEF.<sup>3</sup>

This envisioned use of electromicrofluidic reactors to elaborate on (an/cat)ion- $\pi$  EFC fundamentally differs from the redox chemistry the reactors were made for.<sup>36–40</sup> Control experiments confirmed that oxidation of hydroquinone ( $E_{\text{ox}} = 400$  mV vs. SCE) and (auto)oxidative aromatization of terpinines are negligible within voltages up to  $V = \pm 5.0$  V.<sup>41</sup> Analogous to the relation of ion- $\pi$  and electron transfer processes, ion- $\pi$  EFC is expected to occur below the threshold of electron transfer and follow the principles of supramolecular chemistry rather than redox chemistry.

In the selected, commercially available reactor, the electrodes ( $5 \times 5$  cm<sup>2</sup>) are separated by a 0.25 mm fluorinated ethylene propylene foil with the flow channel, which results in a reactor volume of 0.3 mL and an exposed electrode surface area of 12 cm<sup>2</sup>.<sup>26</sup> With continuous flow applied, a parabolic flow profile is expected, with radial diffusion in microchannels assuring uniform velocity,<sup>42</sup> and decreasing flow rates thus primarily serve to increase reaction times.<sup>26,41</sup> Drop-casted MWCNTs increase surface area and conductivity,<sup>43–45</sup> and contribute to high effective local OEEFs as described above (Fig. 1).

The existence and relevance of anion- $\pi$  EFC on MWCNTs in electromicrofluidic reactors have been explored with epoxide-opening ether cyclization, a reaction of importance in chemistry and biology<sup>46–49</sup> (Fig. 1c).<sup>26</sup> The cyclization of substrates like **1** can afford either the *exo*-product **1b**, favored according to the Eschenmoser–Dunitz–Baldwin guidelines,<sup>50–53</sup> or the ring-expanded “anti-Baldwin” *endo*-product **1a**. Substrate **1** is equipped with a pyrene interfacer, which has been essential to increase contact time on the MWCNTs, *i.e.*, stabilize formal catalyst–substrate complexes.<sup>26</sup> Without voltage applied, cyclization of **1** essentially did not occur during one passage through the electromicrofluidic reactor (Fig. 1c).<sup>26</sup> With applied voltage, exclusive formation of the intrinsically favored Baldwin product **1b** was observed. In the following, we use the same epoxide-opening ether cyclization to explore the possibility of identifying and manipulating reaction mechanisms with EFC, particularly to access intrinsically disfavored products.

Substrates 2–5 were prepared by target-oriented synthesis in up to 13 steps (Schemes 1, S1–S3†). For example, racemic *trans* epoxide **3** was synthesized from 1,4-butanediol **6** and pyrenebutyric acid **7** through synthetic intermediates **8–19**. The key Wittig reaction between **10** and **11** gave **12** as a mixture of (*E*)/(*Z*) isomers in  $\sim 1 : 1$  ratio. The isomers were separated by preparative chiral HPLC on the level of intermediate **17**, three steps from the end, and the (*Z*) isomer of **17** was used to prepare *cis* epoxide **4**. The *trans* configuration of substrate **3** and *cis* configuration of substrate **4** were confirmed by NOESY NMR spectroscopy. The pnictogen-bonding catalyst **20**<sup>54–56</sup> was confirmed as a catalyst of choice in practice to violate the Baldwin rules most efficiently and convert substrate **3** to the anti-Baldwin product **3a** in 80% yield, together with 14% of the otherwise favored **3b**. The NMR and HPLC signatures of

Baldwin and anti-Baldwin products of all substrates 2–5 were recorded and used to elaborate on EFC.

EFC of epoxide-opening ether cyclizations is conceivable in combination with anion- $\pi$  and cation- $\pi$  catalysis following either concerted S<sub>N</sub>2- or stepwise S<sub>N</sub>1-type mechanisms (Fig. 2a). Activation of nucleophiles and leaving groups with (partial) alcoholate- $\pi$  interactions and electric fields in transition state **TS-1** account for an S<sub>N</sub>2-type mechanism with negative fields. However, while deprotonation of the alcohol boosts nucleophilicity, anion- $\pi$  interactions of the resulting alcoholate with the MWCNT should weaken reactivity, exceeding nonetheless that of the original alcohol. Substrates with weakened nucleophiles, activated epoxides or both will open the epoxide before the nucleophile reacts. This will cause a shift from the concerted S<sub>N</sub>2-type mechanism in **TS-1** to a stepwise S<sub>N</sub>1-type mechanism in **TS-2**, leading to the reactive intermediate **RI-1**. The same shift of mechanism could possibly be expected from stronger anion- $\pi$  interactions and electric fields.

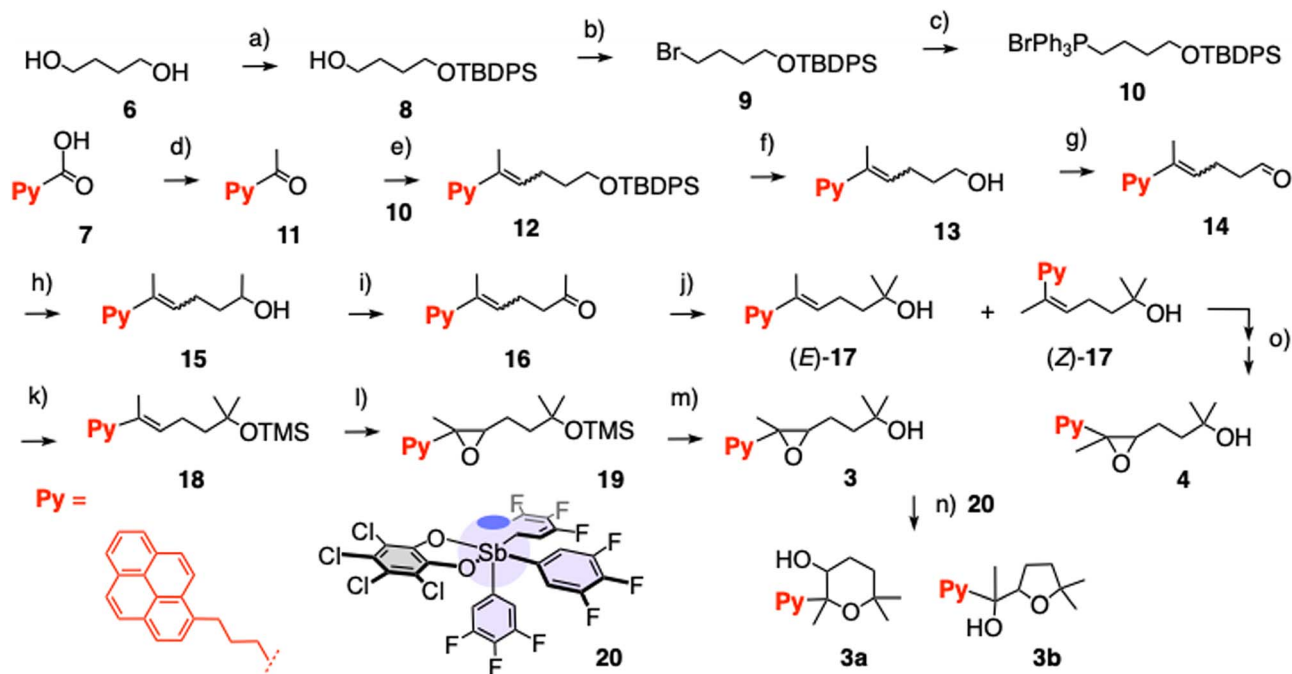
EFC combined with cation- $\pi$  interactions could preferably stabilize carbocation intermediates as in **RI-2** and, less preferred, **RI-3**. These intermediates are part of stepwise S<sub>N</sub>1-type mechanisms. They are accessed from **TS-3**, where the epoxide opens before the nucleophile reacts. The alternative concerted S<sub>N</sub>2-type mechanism in **TS-4** was also conceivable with cation- $\pi$  EFC. Deprotonation of the alcohol nucleophile by cation- $\pi$  interactions could be harder, but the alcoholates in **TS-4**, repelled by the  $\pi$ -basic nanotube surfaces, would be more reactive than the ones stabilized by alcoholate- $\pi$  interactions in **TS-1** at inverted fields.

The previously reported EFC of epoxide-opening ether cyclization of **1** into only the Baldwin product **1b** is likely to occur by concerted S<sub>N</sub>2-type mechanisms.<sup>26</sup> To break the Baldwin rules, substrate **2** was considered first (Fig. 1c). Compared to the original **1**, three methyls were added to inactivate the nucleophile and access tertiary carbocation intermediates like **RI-1** and **RI-2**, and a cleavable ester was inserted in the tether to the pyrene interfacer (Fig. 1c and 2).

Anion- $\pi$  catalysis on MWCNT suspensions in *o*-dichlorobenzene (ODCB) showed increasing conversion into **2b** with increasing MWCNT concentration, reaching a rate enhancement  $re = 55$  with 9 mol% MWCNTs (Fig. 3a). On MWCNTs in electromicrofluidic reactors, cyclizations failed without electric fields (Fig. 2b). With increasing applied voltage, the products started to emerge. Consistent with previous observations with EFC at STM tips<sup>16</sup> and the importance of contributions from their EDL,<sup>3</sup> conversions increased with solvent polarity, reaching  $\sim 80\%$  conversion in dry, polar aprotic propylene carbonate (PC) for one passage through the reactor at high negative voltage (Fig. 2b). Cation- $\pi$  EFC under negative field gave a much higher conversion than anion- $\pi$  EFC under positive field (Fig. 2b). Cation- $\pi$  EFC could occur through either S<sub>N</sub>2-like **TS-4** or the S<sub>N</sub>1-like **TS-3** (Fig. 2a). The absence of anti-Baldwin product **2a** suggested that the proximal ester destabilizes the tertiary carbocation in **RI-2**.

To promote access to **RI-2** and enter into the anti-Baldwin region, the *cis/trans* isomers **3** and **4** without a cleavable ester in the tether to the pyrene interfacer were designed and





**Scheme 1** Synthesis of substrate **3** and products **3a** and **3b**. (a) 1. NaH, THF, 0 °C, 30 min; 2. TBDPSCl, THF, 0 °C, 2 h, quant. (b) PPh<sub>3</sub>, CBr<sub>4</sub>, CH<sub>2</sub>Cl<sub>2</sub>, 0 °C to RT, 2 h, 56%. (c) PPh<sub>3</sub>, toluene, 150 °C, 15 h, 56%. (d) MeLi, THF, −78 °C to RT, 3 h, 70%; (e) 1. **10**, LiHDMS, THF, −78 °C to 0 °C, 30 min; 2. **11**, −78 °C to RT, 15 h, 40%. (f) TBAF, THF, 0 °C to RT, 2 h, 91%; (g) DMP, CH<sub>2</sub>Cl<sub>2</sub>, 0 °C to RT, 3 h, 61%. (h) MeMgBr, dry Et<sub>2</sub>O, 0 °C to RT, 1 h, quant. (i) DMP, CH<sub>2</sub>Cl<sub>2</sub>, 0 °C to RT, 3 h, 78%. (j) MeMgBr, dry Et<sub>2</sub>O, 0 °C to RT, 1 h, 83% (*E* + *Z*). (k) DMAP, Et<sub>3</sub>N, TMSCl, CH<sub>2</sub>Cl<sub>2</sub>, RT, 1 h, 82%. (l) *m*-CPBA, CH<sub>2</sub>Cl<sub>2</sub>, 0 °C to RT, 1 h, 83%. (m) TBAF, THF, 0 °C to RT, 2 h, 94%. (n) **20**, CH<sub>2</sub>Cl<sub>2</sub>, RT, 30 min, 95% (81% **3a**, 14% **3b**). (o) See ESI.†

synthesized (Schemes 1 and S1†). Results from EFC were similar for the two stereoisomers **3** and **4**. Without EFC, cyclization was absent for **3** and negligible for **4** (Fig. 2b). Like for **2**, cation- $\pi$  EFC gave excellent conversion, reaching completion well above  $V \sim -3.0$  V, while anion- $\pi$  EFC was much less efficient, maximizing at  $V \sim +3.0$  V with a conversion of  $\eta = 30\%$  (Fig. 2b).

Unlike **2**, electric-field catalyzed cyclization of **3** and **4** gave significant amounts of anti-Baldwin products **3a** and **4a** (Fig. 2b–d, yellow; Fig. 2e). As with Brønsted and Lewis acids, it has been exceptionally difficult to break the Baldwin rules with anion- $\pi$  catalysis. Previous best was 10% anti-Baldwin product for the tetramethyl analog of **3** with small-molecule anion- $\pi$  catalysts<sup>57</sup> that operate with more complex mechanisms enhanced by autocatalysis.<sup>58</sup> The 35%, obtained for **3** with cation- $\pi$  EFC, slightly more than one-third of the total product, more than tripled this old record (Fig. 2c).

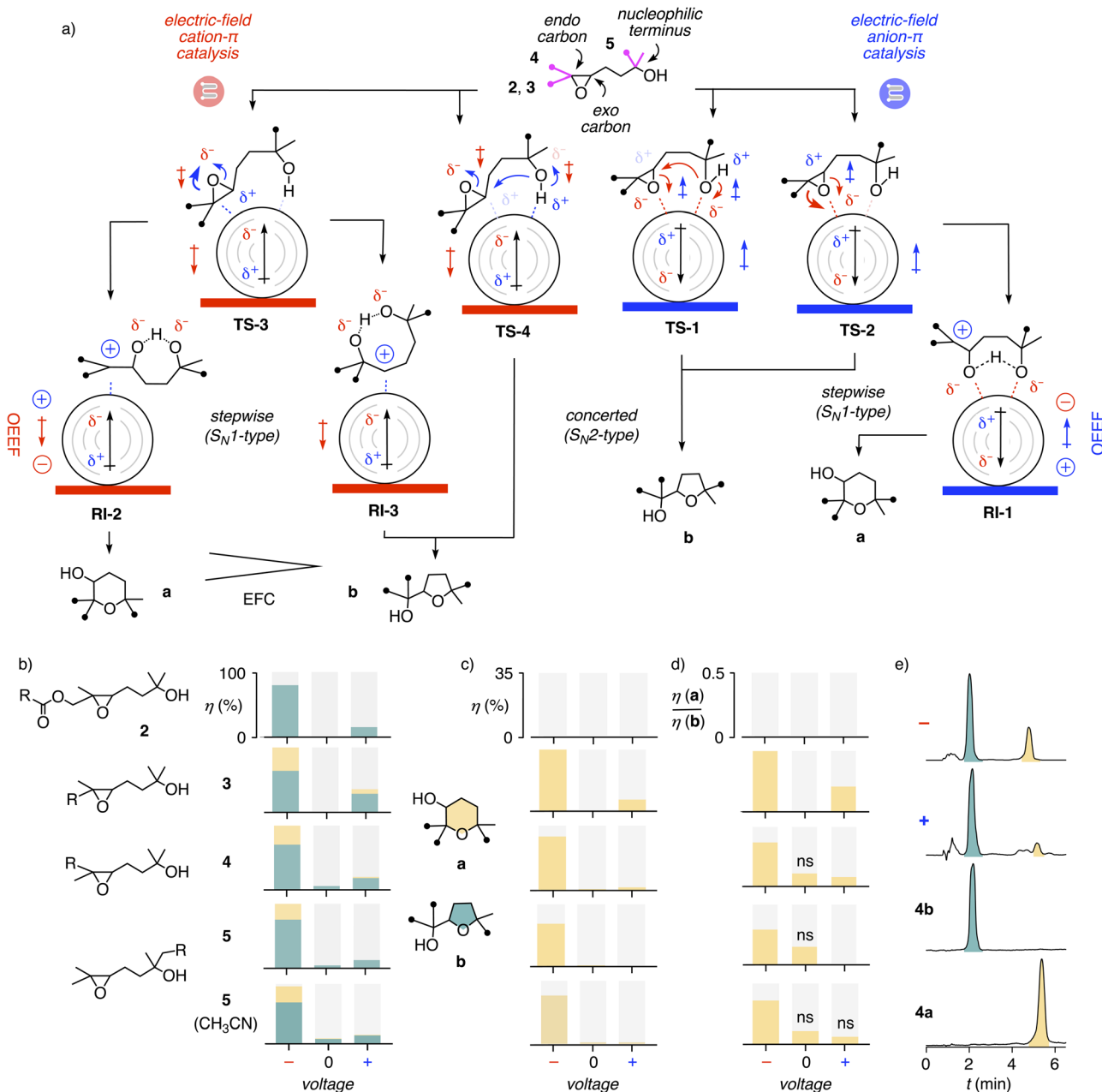
Most importantly, *a/b*-ratios increased significantly with increasing negative voltage (Fig. 3c and d). They were almost insensitive to the presence of water, which was important because water was shown to contribute to other mechanisms of ether cyclizations, including templation<sup>59</sup> and autocatalysis<sup>58</sup> (Fig. 3c). Increasing *a/b*-ratios with increasing voltage supported the idea that EFC on MWCNTs in electromicrofluidic devices can affect the reaction pathways. Namely, increasing cation- $\pi$  EFC indeed appears to accelerate S<sub>N</sub>1-type cyclization through **TS-3** and **RI-2** selectively, consistent with a biomimetic<sup>28,29</sup> stabilization of the tertiary carbocation by cation- $\pi$  interactions (Fig. 2a).

Although overall much less powerful than above cation- $\pi$  EFC with **3** and **4**, anion- $\pi$  EFC also provided small quantities of anti-Baldwin products **3a** and **4a** (Fig. 2b–d and 3d). These results implied field-induced access to **TS-2** and **RI-1** (Fig. 2a). This apparent shift from **TS-1** to **TS-2** could originate from the attachment of the pyrene interfacial to the epoxide terminus, strengthening anion- $\pi$  interactions there and leaving the nucleophile terminus loose.

Tethering the interfacial to the nucleophile terminus could thus strengthen activation of the nucleophile, shift from **TS-2** to **TS-1** and thus suppress anti-Baldwin traces in anion- $\pi$  EFC mode. To elaborate on this hypothesis, we designed and synthesized substrate **5** (Scheme S3†). Cation- $\pi$  EFC was as dominant for **5** as for the other substrates **2–4** (Fig. 2b). The *a/b*-ratio increased with negative voltage (Fig. 2d and 3d). Consistent with a corresponding shift from **TS-3** to **TS-4** by nucleophile tethering, the *a/b* ratio for cation- $\pi$  EFC of **5** was below that for **3** and similar to **4** (Fig. 2d and 3d). However, at high voltage, the *a/b*-ratio of **5** increased from PC to acetonitrile (Fig. 2d). These results supported that tighter tethering of the nucleophile rather than the epoxide might indeed shift the mechanism from **TS-2** to **TS-1** at positive and from **TS-3** to **TS-4** at negative voltage, lowering the anti-Baldwin product formation at both positive and negative voltage.

The quantitative reproducibility of individual values in experimental replicates was naturally limited, mainly due to differences in the MWCNT coatings. The persistent observation of increasing anti-Baldwin product formation with increasing





**Fig. 2** (a) Selected conceivable mechanisms to cyclize substrates 2–5 with cation- $\pi$  (red) and anion- $\pi$  (blue) EFC on MWCNTs in electro-microfluidic devices. Red/blue thick lines indicate graphite electrodes, concentric rings MWCNTs, with oriented macrodipoles induced by the OEEFs indicated as black arrows. Filled circles in molecules indicate either Me groups or pyrene interfacers in 2–5. (b) Dependence of conversion  $\eta$  and chemoselectivity **a** (yellow) vs. **b** (teal) on voltage applied to MWCNT-coated electro-microfluidic reactors (dry PC (except bottom: CH<sub>3</sub>CN), 50 mM (2) or 25 mM (3–5), 15  $\mu\text{L min}^{-1}$ ,  $V \sim \pm 3.0$  V, see Fig. 3). (c) Voltage dependence of the yield of **a**. (d) Voltage dependence of the product ratio **a/b**. (ns) Due to very low yields, **a/b** ratios are not significant. (e) Representative HPLC traces of product mixtures obtained from 4 at negative and positive voltage compared to standard samples (top to bottom).

voltage for different substrates was thus important also to document qualitative reproducibility (Fig. 3c and d). Other key trends, such as the fundamental switch from zero to full conversion by applying electric fields, were fully reproducible as well.

In summary, reaction mechanisms are shown to respond to electric-field catalysis on carbon nanotubes in electro-microfluidic devices. For epoxide-opening ether cyclizations,

increasing stabilization of carbocation intermediates by cation- $\pi$  EFC allows for a shift of the reaction mechanism and selective acceleration of the intrinsically disfavored pathways (here to break the Baldwin rules). Substrate positioning on the polarized aromatic surface is shown to enhance electric-field control over reaction mechanisms (here to suppress traces of anti-Baldwin products with anion- $\pi$  EFC). These results support the potential of scalable EFC in microfluidic reactors, which opens many





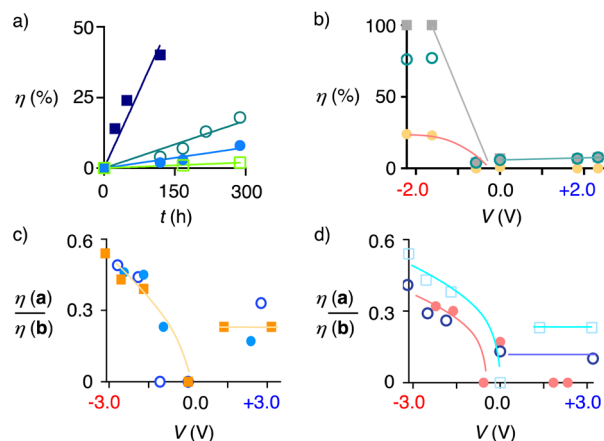


Fig. 3 (a) Yield  $\eta$  of **2b** with time obtained from **2** (100 mM) in the presence of 0 ( $\square$ ), 1 ( $\bullet$ ), 3 ( $\circ$ ), and 9 wt% MWCNTs ( $\blacksquare$ ) suspended in ODCB, 40 °C, with linear fit. (b) Voltage dependence of the conversion  $\eta$  into **5a** ( $\bullet$ ), **5b** ( $\circ$ ) and total conversion ( $\blacksquare$ ) as a function of external voltage, obtained from **5** (25 mM) in dry PC passing once through the electromicrofluidic reactor (15  $\mu\text{L min}^{-1}$ , Pt/Gr\* electrodes, 250  $\mu\text{m}$  apart). (c) Voltage dependence of the **a/b** ratio obtained from **3** in dry PC with 0 ( $\blacksquare$ ), 1.0 ( $\bullet$ ) and 10 ( $\circ$ ) eq. of  $\text{H}_2\text{O}$ . (d) Voltage dependence of the **a/b** ratio obtained from **3** ( $\square$ ), **4** ( $\circ$ ) and **5** ( $\bullet$ ). Lines are added to guide the eye.

perspectives, from sustainable organic synthesis to the origin of life. Current emphasis is on replacement of MWCNTs by other carbon allotropes including unmodified graphite electrodes,<sup>26</sup> catalyst immobilization and the engineering of Gouy–Chapman–Stern electrical double layers.

## Experimental section

See ESI.† Preliminary results on the topic have been published in a PhD thesis.<sup>60</sup>

## Data availability

Data for this paper are available at Zenodo at <https://doi.org/10.5281/zenodo.15343823>.

## Author contributions

M. A. G. L. and A. M. performed all synthesis and catalysis, N. S. and S. M. directed the study, all authors contributed to the design of experiments, data interpretation and manuscript writing.

## Conflicts of interest

There are no conflicts to declare.

## Acknowledgements

We thank Thomas Wirth and his group (Cardiff) for assistance with electromicrofluidics, the NMR and MS platforms for services, and the University of Geneva, the National Centre of

Competence in Research (NCCR) Molecular Systems Engineering (51NF40-205608) and the Swiss NSF for financial support (Excellence Grant 200020 204175; Swiss-ERC Advanced Grant TIMEUP, TMAG-2\_209190).

## Notes and references

- 1 S. Shaik, *ACS Phys. Chem. Au*, 2024, **4**, 191–201.
- 2 S. Ciampi, N. Darwish, H. M. Aitken, I. Díez-Pérez and M. L. Coote, *Chem. Soc. Rev.*, 2018, **47**, 5146–5164.
- 3 S. Sevim, R. Sanchis-Gual, C. Franco, A. C. Aragonès, N. Darwish, D. Kim, R. A. Picca, B. J. Nelson, E. Ruiz, S. Pané, I. Díez-Pérez and J. Puigmartí-Luis, *Nat. Commun.*, 2024, **15**, 790.
- 4 L.-J. Yu and M. L. Coote, *J. Phys. Chem. A*, 2019, **123**, 582–589.
- 5 M. Piejko, J. E. Alfonso-Ramos, J. Moran and T. Stuyver, *ChemistryEurope*, 2025, **3**, e202400093.
- 6 C. F. Gorin, E. S. Beh and M. W. Kanan, *J. Am. Chem. Soc.*, 2012, **134**, 186–189.
- 7 S. C. L. Kamerlin, P. K. Sharma, R. B. Prasad and A. Warshel, *Q. Rev. Biophys.*, 2013, **46**, 1–132.
- 8 S. Shaik, D. Danovich, J. Joy, Z. Wang and T. Stuyver, *J. Am. Chem. Soc.*, 2020, **142**, 12551–12562.
- 9 M. T. Blyth and M. L. Coote, *Phys. Chem. Chem. Phys.*, 2022, **25**, 375–383.
- 10 S. D. Fried and S. G. Boxer, *Annu. Rev. Biochem.*, 2017, **86**, 387–415.
- 11 P. Kast, M. Asif-Ullah, N. Jiang and D. Hilvert, *Proc. Natl. Acad. Sci. U. S. A.*, 1996, **93**, 5043–5048.
- 12 V. Vaissier Welborn and T. Head-Gordon, *Chem. Rev.*, 2019, **119**, 6613–6630.
- 13 Z. Ji and S. G. Boxer, *J. Am. Chem. Soc.*, 2022, **144**, 22289–22294.
- 14 C. F. Gorin, E. S. Beh, Q. M. Bui, G. R. Dick and M. W. Kanan, *J. Am. Chem. Soc.*, 2013, **135**, 11257–11265.
- 15 M. F. Delley, E. M. Nichols and J. M. Mayer, *J. Am. Chem. Soc.*, 2021, **143**, 10778–10792.
- 16 B. Zhang, C. Schaack, C. R. Prindle, E. A. Vo, M. Aziz, M. L. Steigerwald, T. C. Berkelbach, C. Nuckolls and L. Venkataraman, *Chem. Sci.*, 2023, **14**, 1769–1774.
- 17 J. Li, Y. Xia, X. Song, B. Chen and R. N. Zare, *Proc. Natl. Acad. Sci. U. S. A.*, 2024, **121**, e2318408121.
- 18 K. S. Westendorff, M. J. Hülsey, T. S. Wesley, Y. Román-Leshkov and Y. Surendranath, *Science*, 2024, **383**, 757–763.
- 19 X. Huang, C. Tang, J. Li, L.-C. Chen, J. Zheng, P. Zhang, J. Le, R. Li, X. Li, J. Liu, Y. Yang, J. Shi, Z. Chen, M. Bai, H.-L. Zhang, H. Xia, J. Cheng, Z.-Q. Tian and W. Hong, *Sci. Adv.*, 2019, **5**, eaaw3072.
- 20 D. Tasis, N. Tagmatarchis, A. Bianco and M. Prato, *Chem. Rev.*, 2006, **106**, 1105–1136.
- 21 M. Blanco, B. Nieto-Ortega, A. de Juan, M. Vera-Hidalgo, A. López-Moreno, S. Casado, L. R. González, H. Sawada, J. M. González-Calbet and E. M. Pérez, *Nat. Commun.*, 2018, **9**, 2671.
- 22 C. Foroutan-Nejad and R. Marek, *Phys. Chem. Chem. Phys.*, 2014, **16**, 2508–2514.



- 23 V. Campisciano, M. Gruttadauria and F. Giacalone, *ChemCatChem*, 2019, **11**, 90–133.
- 24 C. Ehli, C. Oelsner, D. M. Guldi, A. Mateo-Alonso, M. Prato, C. Schmidt, C. Backes, F. Hauke and A. Hirsch, *Nat. Chem.*, 2009, **1**, 243–249.
- 25 A.-B. Bornhof, M. Vázquez-Nakagawa, L. Rodríguez-Pérez, M. Á. Herranz, N. Sakai, N. Martín, S. Matile and J. López-Andarias, *Angew. Chem., Int. Ed.*, 2019, **58**, 16097–16100.
- 26 M. Á. Gutiérrez López, R. Ali, M.-L. Tan, N. Sakai, T. Wirth and S. Matile, *Sci. Adv.*, 2023, **9**, eadj5502.
- 27 J. López-Andarias, A. Bauzá, N. Sakai, A. Frontera and S. Matile, *Angew. Chem., Int. Ed.*, 2018, **57**, 10883–10887.
- 28 D. A. Dougherty, *Acc. Chem. Res.*, 2013, **46**, 885–893.
- 29 C. R. Kennedy, S. Lin and E. N. Jacobsen, *Angew. Chem., Int. Ed.*, 2016, **55**, 12596–12624.
- 30 Y. Zhao, S. Benz, N. Sakai and S. Matile, *Chem. Sci.*, 2015, **6**, 6219–6223.
- 31 N. Luo, Y.-F. Ao, D.-X. Wang and Q.-Q. Wang, *Chem.–Eur. J.*, 2022, **28**, e202103303.
- 32 N. Luo, Y.-F. Ao, D.-X. Wang and Q.-Q. Wang, *Angew. Chem., Int. Ed.*, 2021, **60**, 20650–20655.
- 33 J. R. J. Maynard, B. Galmés, A. D. Stergiou, M. D. Symes, A. Frontera and S. M. Goldup, *Angew. Chem., Int. Ed.*, 2022, **61**, e202115961.
- 34 M.-L. Tan, M. Á. Gutiérrez López, N. Sakai and S. Matile, *Angew. Chem., Int. Ed.*, 2023, **62**, e202310393.
- 35 Y. Huang, X. Liu, S. Li and T. Yan, *Chin. Phys. B*, 2015, **25**, 016801.
- 36 M. Elsherbini and T. Wirth, *Acc. Chem. Res.*, 2019, **52**, 3287–3296.
- 37 T. Noël, Y. Cao and G. Laudadio, *Acc. Chem. Res.*, 2019, **52**, 2858–2869.
- 38 M. A. Bajada, J. Sanjosé-Orduna, G. D. Liberto, S. Tosoni, G. Pacchioni, T. Noël and G. Vilé, *Chem. Soc. Rev.*, 2022, **51**, 3898–3925.
- 39 A. A. Folgueiras-Amador, K. Philipps, S. Guilbaud, J. Poelakker and T. Wirth, *Angew. Chem., Int. Ed.*, 2017, **56**, 15446–15450.
- 40 B. P. Smith, N. J. Truax, A. S. Pollatos, M. Meanwell, P. Bedekar, A. F. Garrido-Castro and P. S. Baran, *Angew. Chem., Int. Ed.*, 2024, **63**, e202401107.
- 41 A. Jozeliūnaitė, S.-Y. Guo, N. Sakai and S. Matile, *Angew. Chem., Int. Ed.*, 2024, **63**, e202417333.
- 42 K. D. Nagy, B. Shen, T. F. Jamison and K. F. Jensen, *Org. Process Res. Dev.*, 2012, **16**, 976–981.
- 43 K. Y. K. Yamamoto, S. A. S. Akita and Y. N. Y. Nakayama, *Jpn. J. Appl. Phys.*, 1996, **35**, L917.
- 44 X. Liu, J. L. Spencer, A. B. Kaiser and W. M. Arnold, *Curr. Appl. Phys.*, 2004, **4**, 125–128.
- 45 T. M. de Rijk, S. Schewzow, A. Schander and W. Lang, *Sensors*, 2023, **23**, 8606.
- 46 K. Nakanishi, *Toxicon*, 1985, **23**, 473–479.
- 47 S. Sittihan and T. F. Jamison, *J. Am. Chem. Soc.*, 2019, **141**, 11239–11244.
- 48 F.-X. Li, S.-J. Ren, P.-F. Li, P. Yang and J. Qu, *Angew. Chem., Int. Ed.*, 2020, **59**, 18473–18478.
- 49 H. Liu, S. Lin, K. M. Jacobsen and T. B. Poulsen, *Angew. Chem., Int. Ed.*, 2019, **58**, 13630–13642.
- 50 L. Tenud, S. Farooq, J. Seibl and A. Eschenmoser, *Helv. Chim. Acta*, 1970, **53**, 2059–2069.
- 51 H. B. Bürgi, J. D. Dunitz, J. M. Lehn and G. Wipff, *Tetrahedron*, 1974, **30**, 1563–1572.
- 52 J. E. Baldwin, *J. Chem. Soc., Chem. Commun.*, 1976, 734–736.
- 53 K. Gilmore, R. K. Mohamed and I. V. Alabugin, *WIREs Comp. Mol. Sci.*, 2016, **6**, 487–514.
- 54 H. Chen, A. Frontera, M. Á. Gutiérrez López, N. Sakai and S. Matile, *Helv. Chim. Acta*, 2022, **105**, e202200119.
- 55 G. Renno, D. Chen, Q.-X. Zhang, R. M. Gomila, A. Frontera, N. Sakai, T. R. Ward and S. Matile, *Angew. Chem., Int. Ed.*, 2024, **63**, e202411347.
- 56 G. Renno, Q.-X. Zhang, A. Frontera, N. Sakai and S. Matile, *Helv. Chim. Acta*, 2024, **107**, e202400015.
- 57 X. Hao, T.-R. Li, H. Chen, A. Gini, X. Zhang, S. Rosset, C. Mazet, K. Tiefenbacher and S. Matile, *Chem.–Eur. J.*, 2021, **27**, 12215–12223.
- 58 M. Á. Gutiérrez López, M.-L. Tan, A. Frontera and S. Matile, *JACS Au*, 2023, **3**, 1039–1051.
- 59 J. A. Byers and T. F. Jamison, *Proc. Natl. Acad. Sci. U. S. A.*, 2013, **110**, 16724–16729.
- 60 M. A. Gutierrez Lopez, Microfluidic Electric-Field Catalysis on Carbon Nanotubes and the Origin of Anion- $\pi$  Autocatalysis, PhD Thesis, Université de Genève, 2024.

