

Cite this: *Chem. Sci.*, 2025, 16, 9186

All publication charges for this article have been paid for by the Royal Society of Chemistry

Electrochemical hydrogenative coupling of nitrobenzene into azobenzene over a mesoporous palladium–sulfur cathode†

Jie Xiao, Yanzhi Wang, Bo Xiao* and Ben Liu *

Azobenzene (AZO) and its derivatives are of great importance in the dyestuff and pharmaceutical industries; however, their sustainable synthesis is much slower than expected due to the lack of high-performance catalysts. In this work, we report a robust yet highly efficient catalyst of PdS mesoporous nanospheres (MNSs) with confined mesostructures and binary elemental composition that achieved sustainable electrosynthesis of value-added AZO by selective hydrogenative coupling of nitrobenzene (NB) feedstocks in H₂O under ambient conditions. Using a renewable electricity source and H₂O, binary PdS MNSs exhibited a remarkable NB conversion of 95.4%, impressive AZO selectivity of 93.4%, and good cycling stability in selective NB hydrogenation reaction (NBHR) electrocatalysis. Detailed mechanism studies revealed that the confined mesoporous microenvironment of PdS MNSs facilitated the hydrogenative coupling of key intermediates (nitrosobenzene and phenylhydroxylamine) into AZO and/or azoxybenzene (AOB), while their electron-deficient S sites stabilized the Pd-spillovered active H* and inhibited the over-hydrogenation of AZO/AOB into AN. By coupling with the anodic methanol oxidation reaction (MOR), the (–)NBHR||MOR(+) two-electrode system exhibits much better NB-to-AZO performance in a sustainable and energy-efficient manner. This work thus paves the way for designing functional mesoporous metal alloy electrocatalysts applied in the sustainable electrosynthesis of industrial value-added chemicals.

Received 20th December 2024
Accepted 14th April 2025

DOI: 10.1039/d4sc08608b

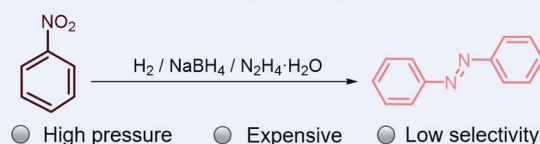
rsc.li/chemical-science

Introduction

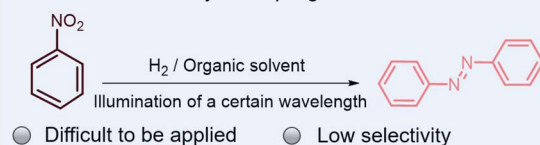
Azobenzene (AZO) and its derivatives are important organic chemicals, which have been widely utilized as building blocks in the dyestuff and pharmaceutical industries, as well as in the photonics field, because of the excellent optical and photochromic properties of the N=N/N=N–O moieties.^{1–6} Selective hydrogenation of nitrobenzene (NB) feedstocks has been extensively used to synthesize AZO and its derivatives. Of the various routes available, the thermochemical reduction of NB is recognized as the most popular route for the industry-scale production of these chemicals.^{7–11} However, this route involves the utilization of pressurized hydrogen gas and/or other costly hydrogen sources at high temperature, resulting in serious safety risks and environmental concerns. Alternatively, photocatalytic coupling of NB has been investigated to produce AZO and its derivatives by direct or transfer hydrogenation routes.^{12–16} Unfortunately, the selectivity depends strongly on the irradiation wavelengths and photocatalysts used,

Reported routes for AZO synthesis from NB

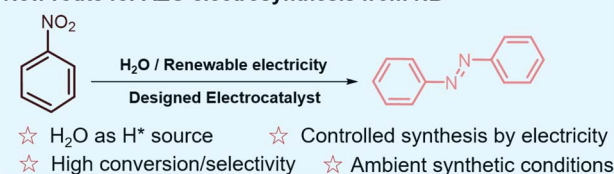
Route I: Thermochemical reduction of NB



Route II: Photocatalytic coupling of NB



New route for AZO electrosynthesis from NB



Key Laboratory of Green Chemistry and Technology of Ministry of Education, College of Chemistry, Sichuan University, Chengdu, 610064, China. E-mail: xiaobo_chem@scu.edu.cn; ben.liu@scu.edu.cn

† Electronic supplementary information (ESI) available. See DOI: <https://doi.org/10.1039/d4sc08608b>

Fig. 1 Comparison of the routes for AZO synthesis from NB. Schematic illustrations of reported routes (including chemical reduction and photocatalytic coupling) and the newly developed electrocatalytic route for AZO synthesis from NB.

remarkably restricting their wide practical application (Fig. 1). Therefore, it is of great importance to develop a sustainable route for selective and efficient AZO synthesis from NB hydrogenation under mild conditions.

Recently, electrochemical transformation in H_2O has been proposed as a green and appealing route in synthetic chemistry for the electrosynthesis of valued-added chemicals.^{17–19} In contrast to other methods, H_2O as a sustainable hydrogen source can be electrochemically reduced into active H^* , which can further participate in chemical hydrogenation reactions to produce a variety of products.^{20–22} However, the chemisorption of active H^* heavily depends on the electrocatalyst materials used, which determine the product selectivity of the route, especially considering the competitive hydrogen evolution reaction (HER) at the cathode.^{23,24} In the past five years, some important electrocatalysts have been designed to engineer active H^* and exhibit promising performance in electrochemical alkene semi-hydrogenation and CO_2 reductions.^{19,25–29} Despite some impressive progress, the achievements in electrochemical NB hydrogenation reaction (NBHR) for selective AZO electrosynthesis by engineering active H^* in H_2O are still in their infancy.^{30–33} This is likely because of the complicated multi-electron synthesis of thermodynamically unfavorable nitrosobenzene and phenylhydroxylamine intermediates as well as their further hydrogenative coupling, in which undesired electrocatalysts enable thermodynamically favorable aniline (AN) electrosynthesis (Fig. S1†).^{34–37}

In this work, we report that the synergy of a mesoporous structure and Pd-nonmetal alloy efficiently promotes sustainable AZO electrosynthesis from NB in H_2O under ambient conditions, without the over-hydrogenation of AZO into thermodynamically favorable AN. The best PdS mesoporous nanospheres (MNSs) exhibited impressive NB conversion (95.4%), remarkable AZO selectivity (93.4%), and high cycling selectivity in selective NB-to-AZO electrocatalysis. We proposed that the confined mesoporous microenvironment of PdS MNSs optimized the hydrogenative coupling of nitrosobenzene and phenylhydroxylamine intermediates into AZO and/or azoxybenzene (AOB), while their adjacent S–Pd–S sites stabilized the active H^* and inhibited competitive HER and over-hydrogenation of AZO/AOB. Moreover, PdS MNSs performed well as bifunctional electrocatalysts in the two-electrode coupling system, in which anodic methanol oxidation reaction (MOR) further promoted cathodic NB-to-AZO electrocatalysis, further demonstrating the sustainable electrosynthesis of AZO in an energy-efficient manner.

Results and discussion

Electrochemical NBHR studies were performed at room temperature (25 °C) in 1.5 mM NB with 1.0 M KOH as the electrolyte and dimethylsulfoxide (DMSO) as the co-solvent. Three products, including AZO, AOB, and AN, were evaluated here by high-performance liquid chromatography (HPLC) and 1H nuclear magnetic resonance (NMR) for selective NBHR electrocatalysis (Fig. 2a and S2–S4†). Linear sweep voltammetry (LSV) curves were first recorded in 1.0 M KOH with and without

NB (Fig. S5†). In comparison to the one collected without NB, the LSV curve of PdS MNSs increased remarkably in the presence of NB, suggesting the promotion of favorable NBHR and the inhibition of competitive HER at the cathode. Further, the long-term chronoamperometry test was performed to investigate the selectivity and conversion of NBHR electrocatalysis in the potential range of -0.7 to -1.0 V (vs. Ag/AgCl) (Fig. 2b). At the higher potential (-0.7 V), 20.2% of NB was converted with electrocatalysis by PdS MNSs for 6 h. Meanwhile, all three products were monitored, and 33.7% AZO, 45.3% AOB, and 21.0% AN were recorded. Interestingly, with the increase in the potential, both NB conversion and AZO selectivity gradually increased and reached the best values at the potential of -0.9 V. Specifically, PdS MNSs exhibited the best NB conversion of 95.4% and the remarkable AZO selectivity of 93.4% with the reaction time of 6 h. AZO selectivity was slightly decreased under the higher potentials (-1.0 V), while NB conversion was still higher than 95%. Then, we studied the electrochemical NBHR performance at the potential of -0.9 V under different reaction times (Fig. 2c). In the initial stage (1 h), 44.5% of NB was electrochemically hydrogenated with the major product being AOB (75.8%) and the minor product AZO (22.4%). As the reaction proceeded, NB conversion gradually increased and reached 95.4% at 6 h. Meanwhile, the AOB intermediate was further electroreduced into AZO with a superior selectivity of 93.4%. With longer reaction times (for example 12 h), AOB cannot be fully electroreduced into AN and retained a high AZO selectivity of >93%. The results clearly highlighted the high potential of PdS MNSs as an efficient electrocatalyst for the selective electrosynthesis of high value-added AZO by electrochemical hydrogenative coupling reaction of NB in H_2O (as the hydrogen source).

To further reveal the intrinsic nature of PdS MNSs in selective NBHR electrocatalysis, some important reference electrocatalysts were carefully designed and studied for clear comparisons. First, monometallic Pd MNSs, binary PdS nanoparticles (NPs), and Pd NPs were used for selective NB-to-AZO electrocatalysis under the same conditions (Fig. 2d and S6–S11†). As expected, the PdS MNSs exhibited the best electrochemical NB-to-AZO selectivity at all potentials (from -0.7 to -1.0 V). In comparison, the Pd MNSs exhibited slightly lower AZO selectivity at the lower potentials (-1.0 V and -0.95 V), while PdS NPs exhibited lower AZO selectivity at the higher potentials (from -0.7 to -0.8 V). Second, four other Pd-nonmetal MNSs, PdP, PdH, PdB, and PdN, were also studied for selective NBHR electrocatalysis (Fig. S12–S16†). In comparison to PdS MNSs, PdP, PdH, and PdB MNSs exhibited slightly lower NB conversion (from 80% to 90%) and poorer AZO selectivity (from 78% to 90%) (Fig. 2e). Binary PdN MNSs exhibited the lowest NB-to-AZO performance. These results clearly confirmed that the synergy of the mesoporous structure and binary PdS composition of the PdS MNSs promoted NBHR electrocatalysis and facilitated selective AZO electrosynthesis in H_2O under ambient conditions.

PdS MNSs demonstrated not only superior NB-to-AZO conversion and selectivity but also remarkable catalytic stability. After being performed for six consecutive cycles, both





Fig. 2 Electrochemical performance. (a) Reaction products of electrochemical NBHR in this work. Electrochemical selectivity and conversion of NBHR (b) under different potentials (for 6 h) and (c) with different reaction times (at -0.9 V) over PdS MNSs. (d) AZO selectivity of NBHR over PdS MNSs, Pd MNSs, Pd NPs, and Pd NPs. (e) Electrochemical selectivity and conversion of NBHR over PdS MNSs, PdP MNSs, PdH MNSs, PdS MNSs, and PdN MNSs. (f) Electrochemical cycling stability of PdS MNSs in NBHR. (g) Electrochemical selectivity and conversion of AZOHR over PdS MNSs. (h) Electrochemical selectivity and conversion of AOBHR over PdS MNSs.

NB conversion ($>90\%$) and AZO selectivity (90%) were retained well with a reaction time of 6 h (Fig. 2f). More impressively, the electrocatalytic performance slightly decreased, after 20 cycles, indicating high cycling stability of the PdS MNSs in NB-to-AZO electrocatalysis (Fig. S17[†]). Meanwhile, the mesoporous structure and PdS composition were maintained perfectly after NBHR electrocatalysis, further confirming the high stability of the PdS MNSs (Fig. S18[†]). Then, the catalytic substrate was changed from NB to AZO. Very interestingly, AZO cannot be further converted electrochemically into over-hydrogenated AN, even when the reaction is carried out for 12 h (Fig. 2g). This clearly suggested the reactive inertness of PdS MNSs for selective AZO electrocatalysis in H_2O . In comparison, AOB as the substrate was quickly converted electrochemically into AZO with superior selectivity of $\sim 100\%$ and high conversion of 85% , further indicating the high reactivity of AOB electrocatalysis for selective AZO electrosynthesis over PdS MNSs (Fig. 2h).

The physicochemical properties of the binary PdS MNSs were then characterized and compared to reveal the nature of their high performance in selective NB-to-AZO electrocatalysis. Transmission electron microscopy (TEM) and high-angle annular dark-field scanning TEM (HAADF-STEM) images showed that the products were highly uniform and homogeneous with a nearly spherical morphology (Fig. 3a and S19[†]). The size of the PdS MNSs was estimated to be in the range of 35–55 nm. The high-magnification HAADF-STEM image further

disclosed the highly penetrated mesoporous channels that were radially extended from the center of the MNSs. The average mesopore size and framework thickness were measured to be 3.7 and 4.2 nm, respectively. The high-resolution TEM image further showed the mesoporous structure of the PdS MNSs (Fig. 3b). Meanwhile, two clear lattice fringes with interplanar distances of 0.24 nm and 0.19 nm were observed, which were precisely assigned to the (111) and (100) planes of face-centered cubic (fcc) crystals. In comparison to pure Pd, slightly smaller lattice distances confirmed that S atoms randomly substituted Pd atoms and thus formed binary PdS nanocrystals (see X-ray diffraction (XRD) patterns in Fig. S20[†]). Meanwhile, HAADF-STEM energy dispersive X-ray (EDX) mapping images also disclosed homogeneously dispersed Pd and S in PdS MNSs with a Pd/S ratio of 88:12 (Fig. 3c). A lack of phase-separated elemental compositions confirmed that the PdS MNSs were compositionally alloyed, rather than having other atomic structures. These physicochemical characterizations clearly indicated the successful synthesis of PdS MNSs with abundant mesoporous channels and binary elemental compositions.

The surface electronic structures of the PdS MNSs were then analyzed by X-ray photoelectron spectroscopy (XPS) and electrochemical CO stripping experiments. High-resolution XPS spectra revealed that, in comparison to Pd MNSs, all the binding energies of Pd 3d in the PdS MNSs positively shifted about 0.35 eV (Fig. 3d), indicating electron-deficient Pd sites

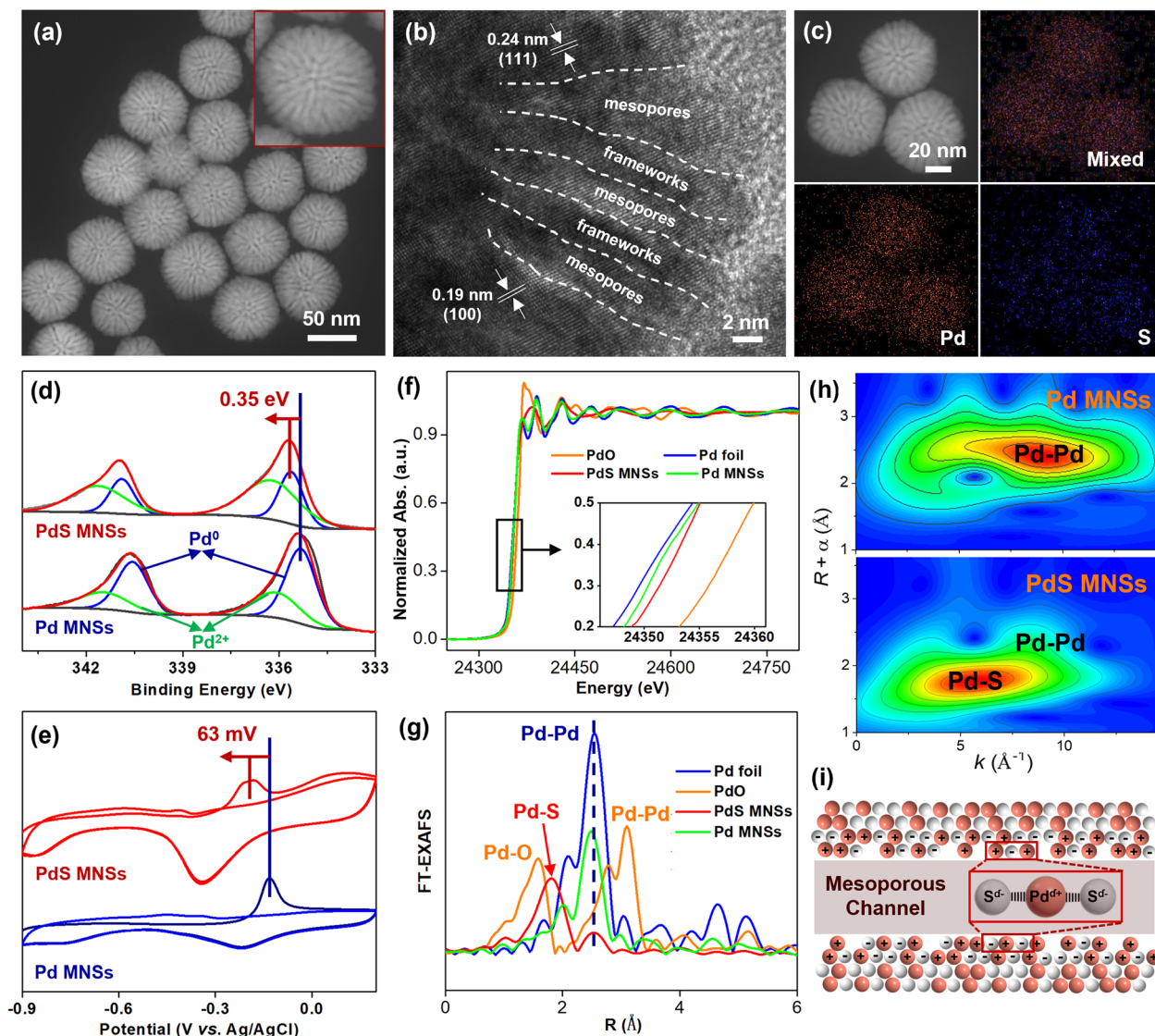


Fig. 3 Physicochemical properties of PdS MNS cathode. (a) HAADF-STEM image, (b) high-resolution TEM image, and (c) HAADF-STEM EDX mapping images of binary PdS MNSs. Inset in (a): high-magnification HAADF-STEM image. (d) High-resolution XPS Pd 3d spectra and (e) electrochemical CO stripping curves of PdS MNSs and Pd MNSs. (f) Pd K-edge XANES spectra, (g) FT-EXAFS spectra, and (h) two-dimensional WT contour plots of PdS MNSs and Pd MNSs (PdO and Pd foils were used as the counterparts). (i) Proposed electronic structures and coordination environments of PdS MNSs around mesopores.

(Pd^{δ+}) due to the stronger Pd-S binding interactions (see high-resolution S 2p spectra in Fig. S21†).³⁸ Similar electron-deficient Pd sites of PdS MNSs were also seen from electrochemical CO stripping experiments, where a negative shift of 63 mV was observed when comparing peak potentials of PdS MNSs and Pd MNSs (Fig. 3e). Moreover, X-ray adsorption near-edge structure (XANES) and extended X-ray absorption fine structure (EXAFS) experiments were conducted and compared to reveal the electronic structure and coordination environment of PdS MNSs and Pd MNSs. As shown in Fig. 3f, the absorption edge positions of PdS and Pd MNSs were located in between those of Pd and PdO foils, demonstrating the partially oxidized states of Pd sites in the samples. In comparison to pure Pd MNSs, in particular, a higher oxidized state of Pd sites was seen

for binary PdS MNSs that was mostly induced by the electron-rich S (S^{δ-}) sites. The Fourier transform EXAFS (FT-EXAFS) spectra of the PdS MNSs further disclosed the weak peak at ~2.5 Å that corresponded to the Pd-Pd coordination structure. In comparison, a strong peak appeared at ~1.8 Å, which was slightly larger than that at ~1.6 Å (Pd-O bonds), further indicating the formation of a binary Pd-S coordination shell (Fig. 3g).^{38,39} Wavelet transform (WT) contour plots also confirmed the co-existence of major Pd-S bonds and minor Pd-Pd bonds in the PdS MNSs (Fig. 3h and S22†). These results clearly highlighted that alloying electron-rich S (S^{δ-}) changed the electronic structure of Pd and thus introduced the formation of electron-deficient Pd sites (Pd^{δ+}) through the strong S^{δ-}-Pd^{δ+}-S^{δ-} binding interactions in binary PdS MNSs (Fig. 3i). Such

electronic structures of the PdS MNSs were thus expected to optimize the chemisorption properties of the intermediates (especially active H^*) and thus enable selective NBHR electrocatalysis for AZO electrosynthesis with H_2O as the H^* source.

During NBHR electrocatalysis, controlling the production of active H^* and inducing the subsequent hydrogenative coupling of nitrosobenzene and phenylhydroxylamine intermediates is of great importance for selective AOB electrosynthesis from NB in H_2O . We thus designed a series of controlled experiments to reveal the kinetics of active H^* produced from H_2O during NBHR electrocatalysis. First, we conducted cyclic voltammetry (CV) studies of PdS MNSs in KOH with and without NB (Fig. 4a). There was a strong peak at 0.53 V in KOH that was assigned to active hydrogen desorption, indicating the high activity of PdS MNSs for producing active H^* from H_2O .⁴⁰ After the addition of NB, the peak decreased remarkably, suggesting that active H^* produced from H_2O was dramatically consumed for NBHR electrocatalysis. Then, D_2O was used instead of H_2O as the solvent for NBHR electrocatalysis (Fig. S23†). Both current density and onset potential decreased significantly in D_2O

compared to H_2O . This was attributed to the stronger and stable D–O bonds in D_2O , which make the oxidative cleavage of D_2O into active D^* more difficult (in comparison to H^*).^{41–44} The cations of the base electrode are discussed in the context of the selective NB-to-AZO electrocatalysis (Fig. S24†). As summarized in Fig. 4b, the highest NB conversion and AZO selectivity were achieved in the presence of KOH, and a trend of $\text{KOH} > \text{NaOH} > \text{LiOH}$ was followed. This originated from a smaller hydrated K^+ ($\text{K}^+(\text{H}_2\text{O})_7$) that favored the formation of a hybrid network of $\text{S}^{\delta-}-\text{K}^+(\text{H}_2\text{O})_7$ on the surface of the PdS MNSs.⁴⁰ Such a network optimized the oxidative cleavage of H_2O for the formation of active H^* and thus facilitated selective NB-to-AZO electrocatalysis. The results further highlighted the critical role of active H^* produced from H_2O on PdS MNSs in the electrocatalytic hydrogenative coupling of NB into value-added AZO.

More mechanistic studies were focused on the effect of alloyed electron-rich S sites ($\text{S}^{\delta-}$) in promoting selective NB-to-AZO electrocatalysis over PdS MNSs. First, we compared the amounts of active H^* produced during NBHR electrocatalysis over PdS and Pd MNSs using a coulometric stripping

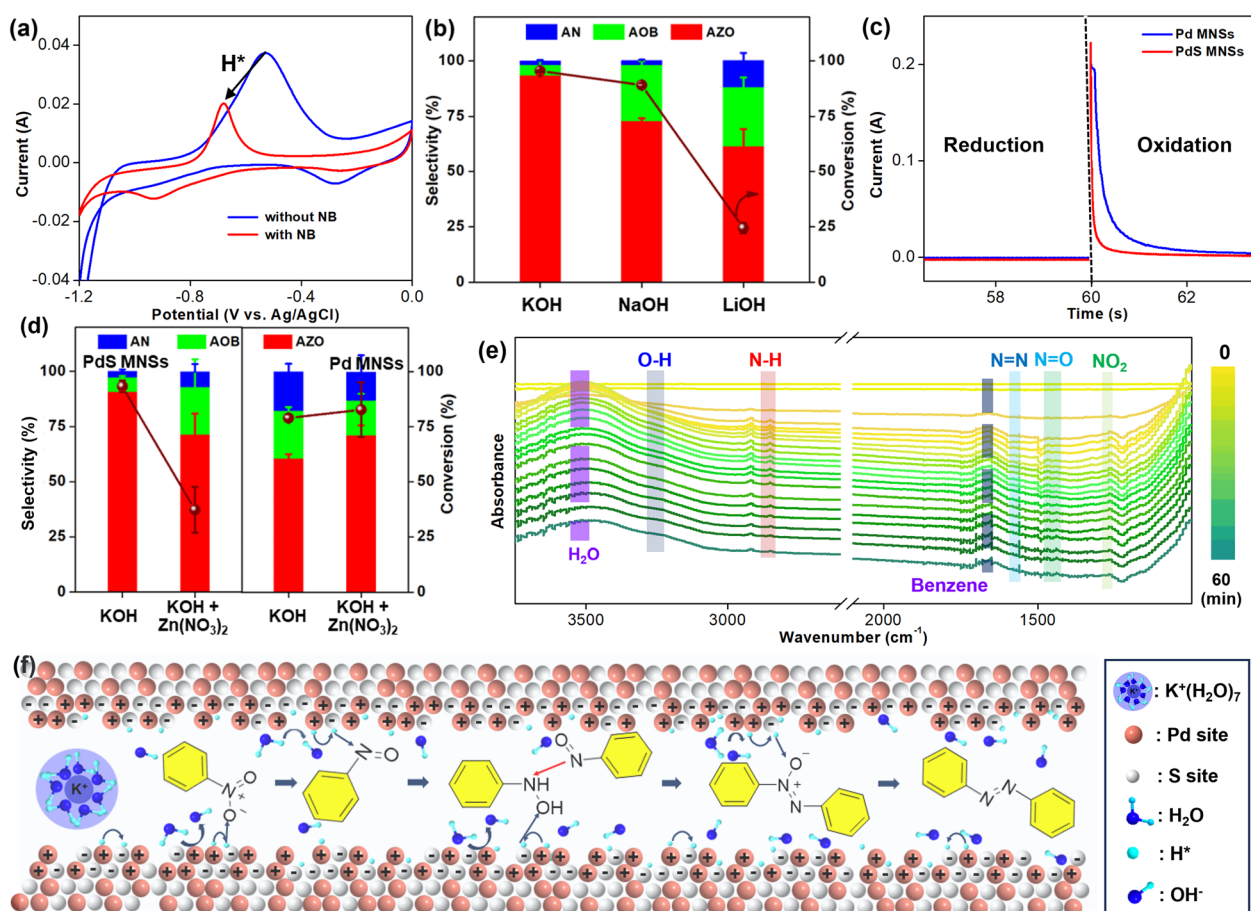


Fig. 4 Electrocatalytic mechanism. (a) CV curves of PdS MNSs without NB and with NB collected in 1.0 M KOH. (b) Electrochemical selectivity and conversion of NBHR over PdS MNSs recorded in different base solutions. (c) Chronoamperometry measurements of PdS MNSs and Pd MNSs collected at the reduction (adsorption) and oxidation (desorption) potentials. (d) Electrochemical selectivity and conversion of NBHR over PdS MNSs and Pd MNSs in the presence of $\text{Zn}(\text{NO}_3)_2$. (e) Electrochemical *in situ* FTIR spectra of PdS MNSs for selective NBHR electrocatalysis with different reaction times. (f) Schematic illustration of the proposed mechanism of selective NB-to-AZO electrocatalysis in H_2O over the PdS MNSs cathode.

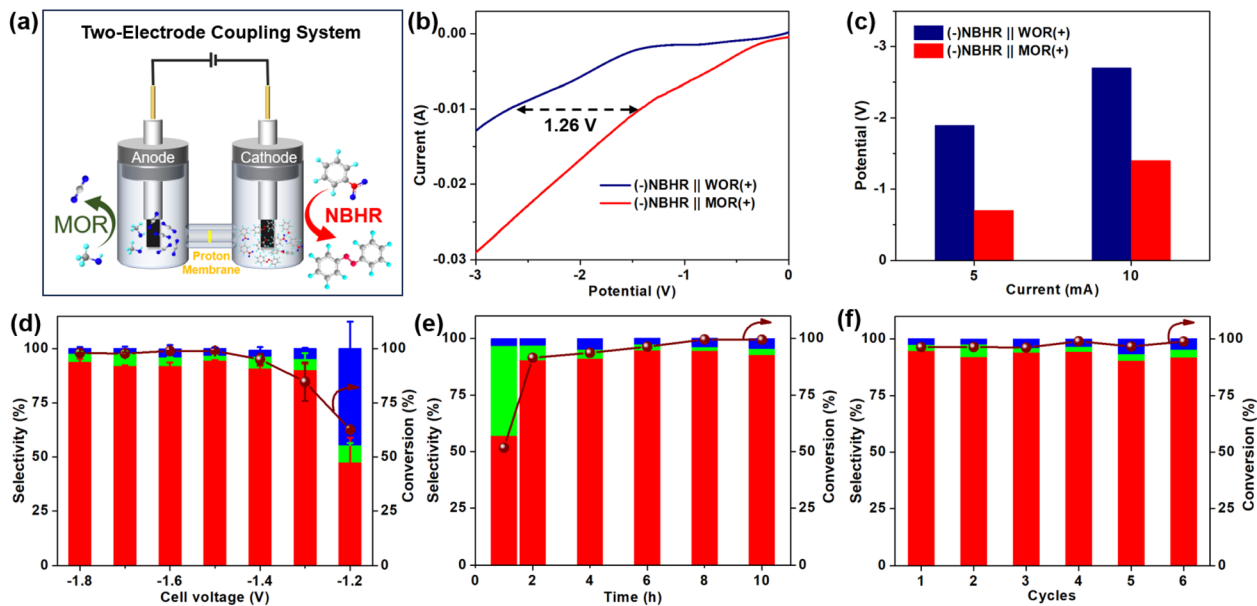


Fig. 5 Two-electrode coupling system. (a) A scheme illustrating the two-electrode coupling system with cathode NBHR and anode MOR. (b) LSV curves of PdS MNSs in (-)NBHR||MOR(+) and (-)NBHR||WOR(+). (c) Cell voltages of PdS MNSs at different current densities in (-)NBHR||MOR(+) and (-)NBHR||WOR(+). (d) Electrochemical selectivity and conversion of PdS MNSs at different current densities in (-)NBHR||MOR(+). (e) Time-dependent electrochemical selectivity and conversion of PdS MNSs in (-)NBHR||MOR(+) (-1.5 V). (f) Electrochemical stability of PdS MNSs in (-)NBHR||MOR(+) (-1.5 V).

experiment (Fig. 4c).⁴⁵ Both PdS and Pd MNSs exhibit constant reductive potentials until hydrogen adsorption (H_{ads}^*) reaches equilibration (Fig. S25[†]). After being applied at a constant oxidative potential, H_{ads}^* was desorbed on the PdS and Pd MNSs. Both adsorption and desorption experiments revealed that, in comparison to Pd MNSs, PdS MNSs exhibited a lower amount of H_{ads}^* . This was mostly because active H_{ads}^* was partially transferred from Pd to S (similar to H spillover)^{46–48} that not only disfavored the HER but also inhibited the over-hydrogenation of AZO to AN. Second, we injected $Zn(NO_3)_2$ into the electrolyte to selectively inhibit S sites, as Zn is a sulfophilic metal that forms of stable Zn–S bonds, thereby covering S sites on the surface of the PdS MNSs.⁴⁹ LSV curves of the PdS MNSs showed that, in the presence of $Zn(NO_3)_2$, the current density remarkably decreased and the onset potential shifted negatively, compared to those recorded without $Zn(NO_3)_2$ (Fig. S26[†]). However, almost no change in both current density and onset potential can be observed in Pd MNSs. We further compared the electrochemical NB-to-AZO performance of PdS MNSs with and without $Zn(NO_3)_2$ (Fig. 4d). After the addition of $Zn(NO_3)_2$, both NB conversion and AZO selectivity were decreased dramatically over PdS MNSs. In comparison, the Pd MNSs retained almost the NB conversion and AZO selectivity with and without $Zn(NO_3)_2$. Clearly, the decreased NB-to-AZO performance originated from the covering of the S sites with extra Zn^{2+} inhibitor. The results clearly indicated the role of electron-rich S sites ($S^{\delta-}$) in optimizing selective NB-to-AZO electrocatalysis on PdS MNSs. To demonstrate how S sites in the PdS MNSs effectively stabilized H^* and further suppressed the HER, we further calculated the adsorption energies of H^* at the Pd sites and S sites in both Pd MNSs and PdS MNSs (Fig. S27[†]). The adsorption energies of

H^* were -0.16 eV and -0.08 eV on the Pd sites of Pd and PdS, respectively. In comparison, the adsorption energy of H^* was -0.39 eV on the S sites of PdS. The results clearly demonstrated that H^* was more effectively stabilized at the S sites, and the adsorption capability of H^* at the Pd sites was reduced. This all led to the spillover of H^* from Pd sites to S sites in the PdS MNSs. Meanwhile, the strong adsorption of H^* at the S sites suppressed the coupling of H^* to form H_2 , enabling the H^* produced by H_2O splitting to participate in the NBHR.

In situ Fourier-transform infrared spectroscopy (FTIR) was also carried out to reveal the intermediates and products of NBHR electrocatalysis at different times. As presented in Fig. 4e, $-NO_2$ in NB was gradually adsorbed on the PdS MNSs and quickly reached a constant amount with a reaction time of 40 s. In comparison, $-N=O$ and $N-H$ appeared with a reaction time of 70 s, indicating the prompt formation of nitrosobenzene and phenylhydroxylamine intermediates. More importantly, some new peaks assigned to $-N=N-$ also appeared at the same time (70 s), suggesting the hydrogenative coupling of nitrosobenzene and phenylhydroxylamine into AOB and/or AZO. Based on the above discussion, we proposed a Haber mechanism of PdS MNSs for electrochemical hydrogenative coupling of NB into AZO with H_2O as the H^* source (Fig. 4f). First, H_2O as a solvent was electroreduced into active H^* on electron-deficient $Pd^{\delta+}$ sites. Then, H^* was quickly shifted to adjacent electron-rich $S^{\delta-}$ sites and further stabilized without direct hydrogenation into H_2 (HER). After H^* was reacted with NB, nitrosobenzene was immediately formed and further hydrogenated into phenylhydroxylamine. Thanks to concave mesopores and a confined microenvironment, $-NO$ of nitrosobenzene was coupled with $-NHOH$ of phenylhydroxylamine to form $-N^+(O^-)=N-(AOB)$.

After being reacted further, $-N^+(O^-)=N-$ of AOB was finally hydrogenated to $-N=N-$ (AZO). Owing to the weaker hydrogenation ability of active H^* on electron-rich $S^{\delta-}$ sites, AZO was not further over-hydrogenated into AN, thus disclosing high selectivity of AZO for selective NBHR electrocatalysis in H_2O over PdS MNSSs. In our controlled experiments, both Pd MNSSs and PdS NPs exhibit lower AZO selectivity, further highlighting the synergy of the confined mesoporous microenvironment and binary PdS composition, promoting selective NB-to-AZO electrocatalysis.^{22,50,51} Moreover, the weaker adsorption ability of AZO on the PdS MNSSs also confirmed that AZO favored the electrochemical desorption from PdS MNSSs and thus resulted in high AZO selectivity (Fig. S28†).

Considering the sluggish kinetics and high onset potential of the anode water oxidation reaction (WOR), we designed a kinetically favorable electrochemical oxidation reaction in H_2O , such as MOR, to couple with cathode NBHR in a two-electrode system using PdS MNSSs as a bifunctional electrocatalyst (Fig. 5a). In comparison to traditional $(-)\text{NBHR}||\text{WOR}(+)$, our PdS MNSSs exhibited a remarkably lower onset potential in $(-)\text{NBHR}||\text{MOR}(+)$, highlighting its high performance in the two-electrode coupling system (Fig. 5b). Specifically, the $(-)\text{NBHR}||\text{MOR}(+)$ coupling system required only 0.69 and 1.40 V at current densities of 5 and 10 mA cm^{-2} , which were 1.17 and 1.26 V lower than the $(-)\text{NBHR}||\text{WOR}(+)$ system, respectively (Fig. 5c). More impressively, over a wide cell voltage range from -1.8 to -1.4 V, the PdS MNSSs exhibit remarkable NB conversion of $>98\%$ and AZO selectivity of $>92\%$ in the $(-)\text{NBHR}||\text{MOR}(+)$ coupling system, both of which are much better than those in the $(-)\text{NBHR}||\text{WOR}(+)$ system (Fig. 5d). Meanwhile, the electrocatalytic rate of the cathode NBHR was also remarkably accelerated. As shown in Fig. 5e, with a reaction time of only 2 h, 90.3% of NB was electroreduced into AZO (91.4% selectivity) in the $(-)\text{NBHR}||\text{MOR}(+)$ coupling system. Meanwhile, the AZO selectivity was retained even upon reaction for 10 h. In comparison, the $(-)\text{NBHR}||\text{WOR}(+)$ system required at least 6 h for electroreducing $\sim 90\%$ of NB under the same conditions. The results clearly highlighted the high performance of the $(-)\text{NBHR}||\text{MOR}(+)$ coupling system for selective AZO electrosynthesis with a coupled electrochemical oxidation reaction with faster kinetics and lower onset potential. Additionally, the $(-)\text{NBHR}||\text{MOR}(+)$ coupling system of the PdS MNSSs was electrochemically stable, with only a slight delay in both NB conversion and AZO selectivity after 6 consecutive cycles (Fig. 5f).

Conclusion

In conclusion, this work proposed that the synergy of a confined mesoporous microenvironment and binary PdS composition of an efficient electrocatalyst, such as PdS MNSSs, can optimize the reaction pathways and promote the hydrogenative coupling of NB for value-added AZO electrosynthesis under ambient conditions in H_2O (as an H^* source). Mechanistic studies revealed that active H^* on electron-deficient S sites (spilt over from Pd sites) inhibited electrocatalytic over-hydrogenation of NB into AN, while the confined mesoporous microenvironment

facilitated the hydrogenative coupling of nitrosobenzene and phenylhydroxylamine intermediates for AZO electrosynthesis. The resultant PdS MNSSs thus exhibited high NB conversion of 95.4%, remarkable AZO selectivity of 93.4%, and superior cycling stability in selective NB-to-AZO electrocatalysis in H_2O . Moreover, when further coupling with kinetically favorable MOR as the anode reaction instead of sluggish WOR, the two-electrode $(-)\text{NBHR}||\text{MOR}(+)$ system with PdS MNSSs as a bifunctional electrocatalyst exhibits much better NB-to-AZO performance with a higher reaction rate and AZO selectivity. Our findings in synergistically engineering active H^* and stabilizing/coupling key intermediates are thus expected to provide a new strategy in designing new functional mesoporous binary electrocatalysts applied in the selective electrosynthesis of industrially value-added chemicals.

Data availability

Additional data supporting this article have been included as part of the ESI.†

Author contributions

B. L. conceived and supervised the project. J. X. and Y. W. conducted the experiments, performed the structural characterizations, and analyzed the data. B. X. provided important comments on the project. All the authors discussed the results and co-wrote the paper.

Conflicts of interest

We have filed a patent on the invention.

Acknowledgements

B. L. kindly acknowledges the financial supports from the National Key Research and Development Program of China (2023YFC3905002) and the Fundamental Research Funds for the Central Universities.

References

- 1 F. A. Jerca, V. V. Jerca and R. Hoogenboom, Advances and opportunities in the exciting world of azobenzenes, *Nat. Rev. Chem.*, 2022, **6**, 51–69.
- 2 S. Mehrparvar, Z. N. Scheller, C. Wölper and G. Haberhauer, Design of Azobenzene beyond Simple On–Off Behavior, *J. Am. Chem. Soc.*, 2021, **143**, 19856–19864.
- 3 J. Gemen, J. R. Church, T.-P. Ruoko, N. Durandin, M. J. Bialek, M. Weißenfels, M. Feller, M. Kazes, M. Odaybat, V. A. Borin, *et al.*, Disequilibrating azobenzenes by visible-light sensitization under confinement, *Science*, 2023, **381**, 1357–1363.
- 4 S. Crespi, N. A. Simeth and B. König, Heteroaryl azo dyes as molecular photoswitches, *Nat. Rev. Chem.*, 2019, **3**, 133–146.
- 5 F. Corrado, U. Bruno, M. Prato, A. Carella, V. Criscuolo, A. Massaro, M. Pavone, A. B. Muñoz-García, S. Forti,



- C. Coletti, *et al.*, Azobenzene-based optoelectronic transistors for neurohybrid building blocks, *Nat. Commun.*, 2023, **14**, 6760.
- 6 Y. Li, B. Xue, J. Yang, J. Jiang, J. Liu, Y. Zhou, J. Zhang, M. Wu, Y. Yuan, Z. Zhu, *et al.*, Azobenzene as a photoswitchable mechanophore, *Nat. Chem.*, 2024, **16**, 446–455.
- 7 J. Li, S. Song, Y. Long, L. Wu, X. Wang, Y. Xing, R. Jin, X. Liu and H. Zhang, Investigating the Hybrid-Structure-Effect of CeO₂-Encapsulated Au Nanostructures on the Transfer Coupling of Nitrobenzene, *Adv. Mater.*, 2018, **30**, 1704416.
- 8 X. Liu, H.-Q. Li, S. Ye, Y.-M. Liu, H.-Y. He and Y. Cao, Gold-Catalyzed Direct Hydrogenative Coupling of Nitroarenes to Synthesize Aromatic Azo Compounds, *Angew. Chem., Int. Ed.*, 2014, **53**, 7624–7628.
- 9 Z. Yuan, L. Huang, Y. Liu, Y. Sun, G. Wang, X. Li, J. A. Lercher and Z. Zhang, Synergy of Oxygen Vacancies and Base Sites for Transfer Hydrogenation of Nitroarenes on Ceria Nanorods, *Angew. Chem., Int. Ed.*, 2024, **63**, e202317339.
- 10 D. He, T. Li, X. Dai, S. Liu, X. Cui and F. Shi, Construction of Highly Active and Selective Molecular Imprinting Catalyst for Hydrogenation, *J. Am. Chem. Soc.*, 2023, **145**, 20813–20824.
- 11 G. Chen, C. Xu, X. Huang, J. Ye, L. Gu, G. Li, Z. Tang, B. Wu, H. Yang, Z. Zhao, *et al.*, Interfacial electronic effects control the reaction selectivity of platinum catalysts, *Nat. Mater.*, 2016, **15**, 564–569.
- 12 J. Song, Z.-F. Huang, L. Pan, K. Li, X. Zhang, L. Wang and J.-J. Zou, Review on selective hydrogenation of nitroarene by catalytic, photocatalytic and electrocatalytic reactions, *Appl. Catal., B*, 2018, **227**, 386–408.
- 13 B. Wang, Z. Deng and Z. Li, Efficient chemoselective hydrogenation of nitrobenzene to aniline, azoxybenzene and azobenzene over CQDs/ZnIn₂S₄ nanocomposites under visible light, *J. Catal.*, 2020, **389**, 241–246.
- 14 X. Guo, C. Hao, G. Jin, H.-Y. Zhu and X.-Y. Guo, Copper Nanoparticles on Graphene Support: An Efficient Photocatalyst for Coupling of Nitroaromatics in Visible Light, *Angew. Chem., Int. Ed.*, 2014, **53**, 1973–1977.
- 15 F. Xu, K. Meng, S. Cao, C. Jiang, T. Chen, J. Xu and J. Yu, Step-by-Step Mechanism Insights into the TiO₂/Ce₂S₃ S-Scheme Photocatalyst for Enhanced Aniline Production with Water as a Proton Source, *ACS Catal.*, 2022, **12**, 164–172.
- 16 Y. Dai, C. Li, Y. Shen, T. Lim, J. Xu, Y. Li, H. Niemantsverdriet, F. Besenbacher, N. Lock and R. Su, Light-tuned selective photosynthesis of azo- and azoxyaromatics using graphitic C₃N₄, *Nat. Commun.*, 2018, **9**, 60.
- 17 C. Liu, F. Chen, B.-H. Zhao, Y. Wu and B. Zhang, Electrochemical hydrogenation and oxidation of organic species involving water, *Nat. Rev. Chem.*, 2024, **8**, 277–293.
- 18 C. Liu, Y. Wu, B. Zhao and B. Zhang, Designed Nanomaterials for Electrocatalytic Organic Hydrogenation Using Water as the Hydrogen Source, *Acc. Chem. Res.*, 2023, **56**, 1872–1883.
- 19 Y. Zhao, J. Xu, K. Huang, W. Ge, Z. Liu, C. Lian, H. Liu, H. Jiang and C. Li, Dopant- and Surfactant-Tuned Electrode-Electrolyte Interface Enabling Efficient Alkynol Semi-Hydrogenation, *J. Am. Chem. Soc.*, 2023, **145**, 6516–6525.
- 20 G. Han, G. Li and Y. Sun, Electrocatalytic dual hydrogenation of organic substrates with a Faradaic efficiency approaching 200%, *Nat. Catal.*, 2023, **6**, 224–233.
- 21 H. Xu, G. Xu, B. Huang, J. Yan, M. Wang, L. Chen and J. Shi, Zn-Organic Batteries for the Semi-Hydrogenation of Biomass Aldehyde Derivatives and Concurrently Enhanced Power Output, *Angew. Chem., Int. Ed.*, 2023, **62**, e202218603.
- 22 L. Sun, H. Yao, F. Jia, Y. Wang and B. Liu, Intermediate Confinement for Selective Ammonia Electrosynthesis from Nitrate on Robust Mesoporous Metal Catalysts, *Adv. Energy Mater.*, 2023, **13**, 2302274.
- 23 Y. Wang, H. Lv, L. Sun, F. Jia and B. Liu, Ordered Mesoporous Intermetallic Trimetals for Efficient and pH-Universal Hydrogen Evolution Electrocatalysis, *Adv. Energy Mater.*, 2022, **12**, 2201478.
- 24 L. Sun, H. Yao, Y. Wang, C. Zheng and B. Liu, Mesoporous Engineering to Promote Selective Nitrate-to-Ammonia Electroreduction, *Adv. Energy Mater.*, 2023, **13**, 2303054.
- 25 Y. Wu, C. Liu, C. Wang, S. Lu and B. Zhang, Selective Transfer Semihydrogenation of Alkynes with H₂O (D₂O) as the H (D) Source over a Pd-P Cathode, *Angew. Chem., Int. Ed.*, 2020, **59**, 21170–21175.
- 26 W. Ma, S. Xie, X.-G. Zhang, F. Sun, J. Kang, Z. Jiang, Q. Zhang, D.-Y. Wu and Y. Wang, Promoting electrocatalytic CO₂ reduction to formate via sulfur-boosting water activation on indium surfaces, *Nat. Commun.*, 2019, **10**, 892.
- 27 X. Zhang, X. Xie and Y. Liu, Nickel-Catalyzed Highly Regioselective Hydrocyanation of Terminal Alkynes with Zn(CN)₂ Using Water as the Hydrogen Source, *J. Am. Chem. Soc.*, 2018, **140**, 7385–7389.
- 28 S. Mukhopadhyay, M. S. Naeem, G. Shiva Shanker, A. Ghatak, A. R. Kottaichamy, R. Shimoni, L. Avram, I. Liberman, R. Balilty, R. Ifraemov, *et al.*, Local CO₂ reservoir layer promotes rapid and selective electrochemical CO₂ reduction, *Nat. Commun.*, 2024, **15**, 3397.
- 29 A. M. Sheta, S. Fernández, C. Liu, G. C. Dubed-Bandomo and J. Lloret-Fillol, An Electrocatalytic Cascade Reaction for the Synthesis of Ketones Using CO₂ as a CO Surrogate, *Angew. Chem., Int. Ed.*, 2024, **63**, e202403674.
- 30 W. Gong, X. Mao, J. Zhang, Y. Lin, H. Zhang, A. Du, Y. Xiong and H. Zhao, Ni-Co Alloy Nanoparticles Catalyze Selective Electrochemical Coupling of Nitroarenes into Azoxybenzene Compounds in Aqueous Electrolyte, *ACS Nano*, 2023, **17**, 3984–3995.
- 31 X. Chong, C. Liu, Y. Huang, C. Huang and B. Zhang, Potential-tuned selective electrosynthesis of azoxy-, azo- and amino-aromatics over a CoP nanosheet cathode, *Natl. Sci. Rev.*, 2020, **7**, 285–295.
- 32 M. Jin, Y. Liu, X. Zhang, J. Wang, S. Zhang, G. Wang, Y. Zhang, H. Yin, H. Zhang and H. Zhao, Selective electrocatalytic hydrogenation of nitrobenzene over copper-



- platinum alloying catalysts: Experimental and theoretical studies, *Appl. Catal., B*, 2021, **298**, 120545.
- 33 W. Qiao, I. Waseem, G. Shang, D. Wang, Y. Li, F. Besenbacher, H. Niemantsverdriet, C. Yan and R. Su, Paired Electrochemical N–N Coupling Employing a Surface-Hydroxylated Ni₃Fe-MOF-OH Bifunctional Electrocatalyst with Enhanced Adsorption of Nitroarenes and Anilines, *ACS Catal.*, 2021, **11**, 13510–13518.
 - 34 Q. Mao, X. Mu, W. Wang, K. Deng, H. Yu, Z. Wang, Y. Xu, L. Wang and H. Wang, Atomically dispersed Cu coordinated Rh metallene arrays for simultaneously electrochemical aniline synthesis and biomass upgrading, *Nat. Commun.*, 2023, **14**, 5679.
 - 35 Y. Zhao, T. Xu, X. Bai, Y. Jia, Y. Pan, X. Shi, H. Zheng and L. Zheng, Selective electrochemical hydrogenation of nitrobenzene to aniline coupled with efficient 5-hydroxymethylfurfural oxidation in aqueous electrolyte using a broccoli-like CuNi catalyst, *Chem. Eng. J.*, 2024, **482**, 149054.
 - 36 Q. Mao, X. Mu, K. Deng, H. Yu, Z. Wang, Y. Xu, X. Li, L. Wang and H. Wang, Sulfur Vacancy-Rich Amorphous Rh Metallene Sulfide for Electrocatalytic Selective Synthesis of Aniline Coupled with Efficient Sulfon Degradation, *ACS Nano*, 2023, **17**, 790–800.
 - 37 J. Ma, Z. Wang, T. Majima and G. Zhao, Role of Ni in PtNi Alloy for Modulating the Proton–Electron Transfer of Electrocatalytic Hydrogenation Revealed by the In Situ Raman–Rotating Disk Electrode Method, *ACS Catal.*, 2022, **12**, 14062–14071.
 - 38 H. Li, Y. Gao, Y. Wu, C. Liu, C. Cheng, F. Chen, Y. Shi and B. Zhang, σ -Alkynyl Adsorption Enables Electrocatalytic Semihydrogenation of Terminal Alkynes with Easy-Reducible/Passivated Groups over Amorphous PdS_x Nanocapsules, *J. Am. Chem. Soc.*, 2022, **144**, 19456–19465.
 - 39 Z. Wang, J. Zhu, X. Zu, Y. Wu, S. Shang, P. Ling, P. Qiao, C. Liu, J. Hu, Y. Pan, *et al.*, Selective CO₂ Photoreduction to CH₄ via Pd^{δ+}-Assisted Hydrodeoxygenation over CeO₂ Nanosheets, *Angew. Chem., Int. Ed.*, 2022, **61**, e202203249.
 - 40 Y. Gao, R. Yang, C. Wang, C. Liu, Y. Wu, H. Li and B. Zhang, Field-induced reagent concentration and sulfur adsorption enable efficient electrocatalytic semihydrogenation of alkynes, *Sci. Adv.*, 2022, **8**, eabm9477.
 - 41 J. Sheng and X. Cheng, Electrochemical Mono-Deuterodefluorination of Trifluoromethyl Aromatic Compounds with Deuterium Oxide, *CCS Chem.*, 2023, **6**, 230–240.
 - 42 T. Jia, D. Meng, R. Duan, H. Ji, H. Sheng, C. Chen, J. Li, W. Song and J. Zhao, Single-Atom Nickel on Carbon Nitride Photocatalyst Achieves Semihydrogenation of Alkynes with Water Protons *via* Monovalent Nickel, *Angew. Chem., Int. Ed.*, 2023, **62**, e202216511.
 - 43 S. P. Cummings, T.-N. Le, G. E. Fernandez, L. G. Quiambao and B. J. Stokes, Tetrahydroxydiboron-Mediated Palladium-Catalyzed Transfer Hydrogenation and Deuteration of Alkenes and Alkynes Using Water as the Stoichiometric H or D Atom Donor, *J. Am. Chem. Soc.*, 2016, **138**, 6107–6110.
 - 44 C.-Q. Zhao, Y.-G. Chen, H. Qiu, L. Wei, P. Fang and T.-S. Mei, Water as a Hydrogenating Agent: Stereodivergent Pd-Catalyzed Semihydrogenation of Alkynes, *Org. Lett.*, 2019, **21**, 1412–1416.
 - 45 R. S. Sherbo, M. Moreno-Gonzalez, N. J. J. Johnson, D. J. Dvorak, D. K. Fork and C. P. Berlinguette, Accurate Coulometric Quantification of Hydrogen Absorption in Palladium Nanoparticles and Thin Films, *Chem. Mater.*, 2018, **30**, 3963–3970.
 - 46 L. Jiang, K. Liu, S.-F. Hung, L. Zhou, R. Qin, Q. Zhang, P. Liu, L. Gu, H. M. Chen, G. Fu, *et al.*, Facet engineering accelerates spillover hydrogenation on highly diluted metal nanocatalysts, *Nat. Nanotechnol.*, 2020, **15**, 848–853.
 - 47 Y. Zhang, S. Zhan, K. Liu, M. Qiao, N. Liu, R. Qin, L. Xiao, P. You, W. Jing and N. Zheng, Heterogeneous Hydrogenation with Hydrogen Spillover Enabled by Nitrogen Vacancies on Boron Nitride-Supported Pd Nanoparticles, *Angew. Chem., Int. Ed.*, 2023, **62**, e202217191.
 - 48 M. D. Marcinkowski, A. D. Jewell, M. Stamatakis, M. B. Boucher, E. A. Lewis, C. J. Murphy, G. Kyriakou and E. C. H. Sykes, Controlling a spillover pathway with the molecular cork effect, *Nat. Mater.*, 2013, **12**, 523–528.
 - 49 Y. Wu, C. Liu, C. Wang, Y. Yu, Y. Shi and B. Zhang, Converting copper sulfide to copper with surface sulfur for electrocatalytic alkyne semi-hydrogenation with water, *Nat. Commun.*, 2021, **12**, 3881.
 - 50 L. Sun and B. Liu, Mesoporous PdN Alloy Nanocubes for Efficient Electrochemical Nitrate Reduction to Ammonia, *Adv. Mater.*, 2023, **35**, 2207305.
 - 51 H. Lv, L. Sun, D. Xu, W. Li, B. Huang and B. Liu, Precise Synthesis of Hollow Mesoporous Palladium–Sulfur Alloy Nanoparticles for Selective Catalytic Hydrogenation, *CCS Chem.*, 2022, **4**, 2854–2863.

