

2-(Aryl-sulfonyl)oxetanes as designer 3-dimensional fragments for fragment screening: synthesis and strategies for functionalisation†

 Cite this: *Chem. Commun.*, 2014, 50, 5203

 Received 23rd August 2013,
 Accepted 24th October 2013

DOI: 10.1039/c3cc46450d

www.rsc.org/chemcomm

 Kate F. Morgan,^a Ian A. Hollingsworth^b and James A. Bull^{*a}

2-Sulfonyl-oxetanes have been prepared, affording non-planar structures with desirable physicochemical properties for fragment based drug discovery. The oxetane motif was formed by an intramolecular C–C bond formation. The fragments were further functionalised via organo-metallic intermediates at the intact oxetane and aromatic rings.

Fragment based drug discovery (FBDD) is now a well-established approach in the development of new drugs and lead compounds.¹ Fragments provide desirable starting points for discovery chemistry that allow increases in MW and lipophilicity during the optimisation of potency and selectivity,^{2,3} whilst remaining in drug-like chemical space.⁴ The design of fragment libraries is a crucial element to the success of screening. Although desirable criteria for properties of fragments can vary by biological target, guidelines for ‘fragment space’ proposed by Astex are widely cited (Rule-of-3: MW < 300, *cLogP* ≤ 3, number of H-bond donors–acceptors ≤ 3).⁵ It has recently been suggested that the incorporation of more H-bond acceptors, up to 6, is advantageous in affording additional binding elements and further points for derivatisation during optimisation.⁶ Fragment screening samples a larger portion of available chemical space and as such FBDD is also a promising approach for complex and challenging targets such as protein–protein interactions.⁷ Fragment libraries dominated by sp² rich molecules have been less successful in generating hits for these targets, suggesting more ‘3-dimensional’ fragments are likely to be required.⁸ Indeed, more sp³-rich molecules and aliphatic heterocycles can offer improved levels of success through development, relative to highly aromatic compounds.^{9,10}

Oxetanes have recently been highlighted as desirable low molecular weight motifs for drug discovery.¹¹ Carreira, Rogers-Evans, Müller, and coworkers have shown an oxetane motif can act as an isosteric, polar replacement for a *gem*-dimethyl group or a carbonyl,

which can result in improved physicochemical and biochemical properties relative to the parent molecule.¹² Enhanced solubility, reduced lipophilicity, reduced hERG liability as well as improved metabolic stability were observed as potential beneficial effects. The oxetane motif is also found in several biologically active natural products, such as oxetanocin, taxol and mitrophanone.¹³ As a result, oxetanes have recently received significant interest in medicinal chemistry.¹⁴

We are interested in the preparation of novel non-planar fragments, with desirable properties, which contain biologically important motifs, and access new areas of chemical space.¹⁵ Consequently we designed 2-sulfonyl oxetanes (Fig. 1), as non-planar fragments to comply with the rule-of-3, modified for the number of hydrogen bond acceptors (HBA).¹⁶ We envisaged that these small and functional group rich molecules, with the potential to make interesting interactions, would be desirable fragments for screening in drug discovery or chemical biology programmes. In addition they would allow the structure to be ‘grown’ or ‘linked’ in several directions for optimisation, were they to be a hit. Here we report the synthesis of sulfonyl oxetanes as well as their further functionalization.

The synthesis of oxetanes remains a challenge. Methods for the synthesis of oxetanes are mostly limited to two general approaches: photochemical Paternò–Büchi [2+2] reactions of carbonyl compounds with alkenes,¹⁷ or intramolecular Williamson etherification (Fig. 2).^{11,18} Recently epoxide ring opening/ring closing has been exploited as a facile route to the activated intermediate

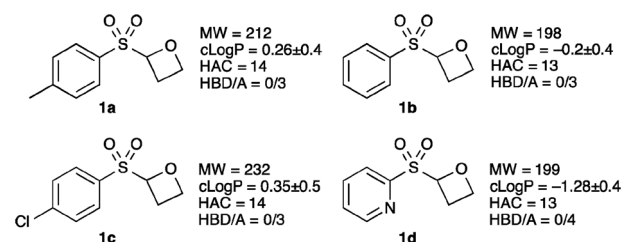


Fig. 1 Sulfonyl-oxetane targets. MW = molecular weight; *cLogP* = calculated log *P* (lipophilicity); ‡ HAC = heavy atom count (number of non-H atoms); HBD/A = number of hydrogen bond donors–acceptors.

^a Department of Chemistry Imperial College London, South Kensington, London SW7 2AZ, UK. E-mail: j.bull@imperial.ac.uk; Tel: +44 (0)207 594 5811

^b AstraZeneca Mereside, Alderley Park, Cheshire, SK10 4TG, UK

† Electronic supplementary information (ESI) available: Additional details of reaction optimisation, calculated molecular properties, experimental, characterization data and NMR spectra (¹H and ¹³C) for all novel compounds. See DOI: 10.1039/c3cc46450d



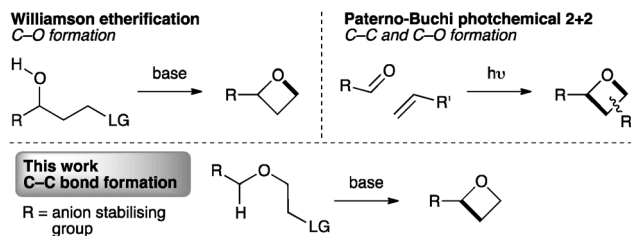


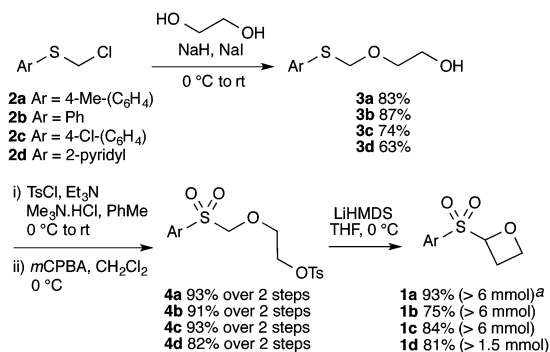
Fig. 2 Approaches to 2-substituted oxetanes.

that undergoes etherification.¹⁹ Substituted oxetanes have also been generated from *exo*-methylene oxetanes.²⁰ However, these approaches are unsuitable for our targets, particularly due to the instability of the often required α -sulfonyl oxy-anion intermediate.²¹

To incorporate the 2-sulfonyl group, we envisaged a strategy involving C-C bond formation, as opposed to the usual C-O bond formation (Fig. 2, lower). While this approach is necessitated in ring closure to form cyclobutanes and is known in the synthesis of azetidines,²² it has not been exploited for oxetane synthesis. For oxetanes, a comparable mode of cyclisation has only been observed in intramolecular epoxide opening of lithiated benzyl ethers, using LDA-KOtBu at -78 °C.^{23,24}

The route developed to sulfonyl-oxetanes **1a-d** is shown in Scheme 1. The cyclisation precursors were accessed by alkylation of ethylene glycol with chloromethyl aryl-sulfide to afford S,O-acetal **3**, using ethylene glycol as solvent to avoid double alkylation. Tosylation²⁵ followed by oxidation with *m*CPBA afforded sulfone **4**. The crucial step, the 4-*exo*-tet cyclisation, was optimised with **4a**, varying reaction temperature, time, base and equivalents, solvent and concentration.²⁶ Excellent yields were obtained using LiHMDS (1.1 equiv.) at 0 °C in THF. Under these conditions the reaction was complete in 1 h, with the carbenoid-like organolithium intermediate stable to decomposition. Cyclisation did not occur at lower temperatures and a larger excess of base led to decomposition of the product. The route could be readily scaled and the cyclisation was performed on 6.5 mmol affording >1 g of oxetane **1a** in 93% yield. By this method the synthesis of oxetanes **1b-d**, were similarly successful, modifying the size and electronics of the aromatic, including the incorporation of a pyridine ring.

An important part of our design was the ability to 'grow' the fragments by subsequent C-C bond formation in various directions. Therefore, having validated the route to the sulfonyl oxetanes we



Scheme 1 Synthetic route to sulfonyl oxetanes **1a-d** via C-C bond formation. ^a Reaction scale in parentheses: mmol of **4** employed.

Table 1 Lithiation of sulfonyl oxetane **1a** and reaction with electrophiles

Entry	Electrophile (E ⁺)	Conditions ^a	Oxetane	Yield (%)
1	MeI	A		93
2	MeI	B		71
3	EtI	A		85
4	Allyl bromide	A		91
5		B		90
6		B		86 ^b

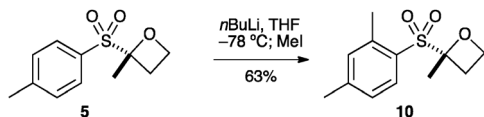
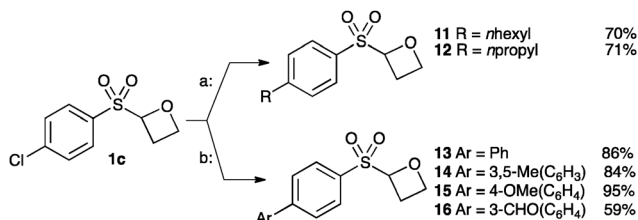
^a Conditions A: LiHMDS (1.2 equiv.), electrophile (2 equiv.) THF, -78 °C, 90 min; conditions B: *n*BuLi (1.3 equiv.), electrophile (2 equiv.) THF, -78 °C, 30 min. ^b Isolated as a mixture of diastereoisomers, d.r. = 1:0.9.

focused on the functionalisation of this molecule as a way to access a variety of fragment-like, and larger lead-like compounds. Sulfones can facilitate a wide array of transformations and here we envisaged they would allow functionalization of the intact oxetane ring by metallation. Capriati and co-workers recently reported an efficient route to 2-substituted phenyloxetanes *via* 2-lithio-2-phenyloxetane, formed by deprotonation with *s*BuLi, which was reacted with electrophiles.²⁷ We envisaged that the sulfonyl oxetane would undergo regioselective deprotonation on the oxetane ring and this was examined first. We investigated several bases to successfully perform this deprotonation and identified 2 sets of reaction conditions that were appropriate for different electrophiles.²⁶ The use of LiHMDS (1.2 equiv.) at -78 °C in THF afforded clean reactions with compatible electrophiles (Table 1, conditions A). Under these conditions methyl, ethyl and allyl groups were introduced in excellent yield (entries 1, 3 and 4).¹⁶

A second set of conditions using *n*BuLi (Table 1, conditions B) was more suitable for some electrophiles. These conditions were successful using methyl iodide and 3-fluorobenzyl bromide (entries 2 and 5). In addition, these conditions were successful with iso-butyraldehyde, which was unsuccessful using the amide base, to give oxetane **9** in high yield (entry 6).

Oxetane **5** was then derivatised at the aryl group by directed *ortho*-metallation (Scheme 2). Snieckus has demonstrated that *t*Bu-aryl sulfones are powerful directing groups for *ortho* metallation.^{28,29} Employing the Snieckus conditions using MeI successfully afforded *ortho*-methylated oxetane **10**.



Scheme 2 Directed *ortho*-metallation and reaction with MeI.Scheme 3 Catalytic cross-coupling of chloro-oxetane **1c**. Conditions; a: Fe(acac)₃ (5 mol%), RMgX (1.2 equiv.), THF/NMP, 0 °C to rt. b: SPhos (10 mol%), Pd(OAc)₂ (5 mol%), K₂CO₃, dioxane:H₂O, 65 °C.

Finally we examined the cross-coupling of sulfonyl oxetane **1c** from the aryl chloride. The chloride substituent provides an interesting potential binding element and also provides a route to further derivatisation to access alkyl and aryl derivatives. Fürstner recently reported an iron-catalysed cross-coupling of Grignard reagents with aryl chlorides.³⁰ Employing Fürstner's conditions with **1c** afforded oxetanes **11** and **12** in good yields. Hexylmagnesium bromide and propylmagnesium chloride were successfully cross-coupled, in the presence of the acidic α -sulfonyl oxetane proton, and without noticeable ring opening of the oxetane (Scheme 3, conditions a).

Suzuki cross-couplings of chloride **1c** with boronic acids were also successful using Buchwald's SPhos ligand with Pd-catalysis (Scheme 3, b).³¹ Electron-rich and electron-poor aromatic boronic acids were successful, affording oxetanes **13–16**.

In summary, here we report a new approach to the synthesis of 2-functionalised oxetanes that provides novel fragment-like compounds. The initial fragments can be further elaborated through lithiation on the oxetane ring itself, by directed *ortho*-metallation on the aromatic, as well as by iron and palladium catalysed cross-couplings of the aryl chloride. We are currently expanding the diversity of small ring fragments that can be obtained by this approach and developing enantioselective routes.

For financial support we gratefully acknowledge the EPSRC (Career Acceleration Fellowship to J.A.B., EP/J001538/1), Imperial College London, and AstraZeneca for CASE funding. Thank you to Prof Alan Armstrong for generous support and advice. We thank EPSRC National Mass Spectrometry Facility, Swansea.

Notes and reference

‡ $c \log P$ values were determined using ACDlabs $\log P$ calculator <http://www.acdlabs.com/resources/freeware/chemsketch/logp>.

- (a) M. Baker, *Nat. Rev. Drug Discovery*, 2013, **12**, 5; (b) C. W. Murray, M. L. Verdonk and D. C. Rees, *Trends Pharmacol. Sci.*, 2012, **33**, 224; (c) D. E. Scott, A. G. Coyne, S. A. Hudson and C. Abell, *Biochemistry*, 2012, **51**, 4990.
- M. M. Hann, *MedChemComm*, 2011, **2**, 349.
- A. Nadin, C. Hattotuagama and I. Churcher, *Angew. Chem., Int. Ed.*, 2012, **51**, 1114.

- M. M. Hann and G. M. Keserü, *Nat. Rev. Drug Discovery*, 2012, **11**, 355.
- M. Congreve, R. Carr, C. Murray and H. Jhoti, *Drug Discovery Today*, 2003, **8**, 876.
- H. Köster, T. Craan, S. Brass, C. Herhaus, M. Zentgraf, L. Neumann, A. Heine and G. Klebe, *J. Med. Chem.*, 2011, **54**, 7784.
- J. Bower and A. Pannifer, *Curr. Pharm. Des.*, 2012, **18**, 4685.
- A. W. Hung, A. Ramek, Y. Wang, T. Kaya, J. A. Wilson, P. A. Clemons and D. W. Young, *Proc. Natl. Acad. Sci. U. S. A.*, 2011, **108**, 6799.
- F. Lovering, J. Bikker and C. Humblet, *J. Med. Chem.*, 2009, **52**, 6752.
- (a) T. J. Ritchie, S. J. F. Macdonald, R. J. Young and S. D. Pickett, *Drug Discovery Today*, 2011, **16**, 164; (b) T. J. Ritchie, S. J. F. Macdonald, S. Peace, S. D. Pickett and C. N. Luscombe, *MedChemComm*, 2013, **4**, 673.
- J. A. Burkhard, G. Wuitschik, M. Rogers-Evans, K. Müller and E. M. Carreira, *Angew. Chem., Int. Ed.*, 2010, **49**, 9052.
- (a) G. Wuitschik, E. M. Carreira, B. Wagner, H. Fischer, I. Parrilla, F. Schuler, M. Rogers-Evans and K. Müller, *J. Med. Chem.*, 2010, **53**, 3227; (b) G. Wuitschik, M. Rogers-Evans, K. Müller, H. Fischer, B. Wagner, F. Schuler, L. Polonchuk and E. M. Carreira, *Angew. Chem., Int. Ed.*, 2006, **45**, 7736; (c) G. Wuitschik, M. Rogers-Evans, A. Buckl, M. Bernasconi, M. Märki, T. Godel, H. Fischer, B. Wagner, I. Parrilla, F. Schuler, J. Schneider, A. Alker, W. B. Schweizer, K. Müller and E. M. Carreira, *Angew. Chem., Int. Ed.*, 2008, **47**, 4512.
- (a) H. Shimada, S. Hasegawa, T. Harada, T. Tomisawa, A. Fujii and T. Takita, *J. Antibiot.*, 1986, **39**, 1623; (b) M. C. Wani, H. L. Taylor, M. E. Wall, P. Caggon and A. T. McPhall, *J. Am. Chem. Soc.*, 1971, **93**, 2325; (c) C. Li, D. Lee, T. N. Graf, S. S. Phifer, Y. Nakanishi, J. P. Burgess, S. Riswan, F. M. Setyowati, A. M. Saribi, D. D. Soejarto, N. R. Farnsworth, J. O. F. Iii, D. J. Kroll, A. D. Kinghorn, M. C. Wani and N. H. Oberlies, *Org. Lett.*, 2005, **7**, 5709.
- For example, see: A. F. Stepan, K. Karki, W. S. McDonald, P. H. Dorff, J. K. Dutra, K. J. DiRico, A. Won, C. Subramanyam, I. V. Efreimov, C. J. O'Donnell, C. E. Nolan, S. L. Becker, L. R. Pustilnik, B. Sneed, H. Sun, Y. Lu, A. E. Robshaw, D. Riddell, T. J. O'Sullivan, E. Sibley, S. Capetta, K. Atchison, A. J. Hallgren, E. Miller, A. Wood and R. S. Obach, *J. Med. Chem.*, 2011, **54**, 7772.
- O. A. Davis, M. Hughes and J. A. Bull, *J. Org. Chem.*, 2013, **78**, 3470.
- See ESI† for calculated molecular properties of all oxetane derivatives and energy-minimised structures of oxetanes **1a** and **5** to indicate 3-D shape.
- M. Abe, *J. Chin. Chem. Soc.*, 2008, **55**, 479.
- For example see: (a) T. Aftab, C. Carter, M. Christlieb, J. Hart and A. Nelson, *J. Chem. Soc., Perkin Trans. 1*, 2000, 711; (b) S. F. Jenkinson and G. W. J. Fleet, *Chimia*, 2011, **65**, 71.
- (a) E. D. Butova, A. V. Barabash, A. A. Petrova, C. M. Kleiner, P. R. Schreiner and A. A. Fokin, *J. Org. Chem.*, 2010, **75**, 6229; (b) T. Sone, G. Lu, S. Matsunaga and M. Shibasaki, *Angew. Chem., Int. Ed.*, 2009, **48**, 1677; (c) K. Okuma, Y. Tanaka, S. Kaji and H. Ohta, *J. Org. Chem.*, 1983, **48**, 5133.
- For example see: (a) Y. Liang, N. Hnatiuk, J. M. Rowley, B. T. Whiting, G. W. Coates, P. R. Rablen, M. Morton and A. R. Howell, *J. Org. Chem.*, 2011, **76**, 9962; (b) Also see: Y. Fang and C. Li, *J. Am. Chem. Soc.*, 2007, **129**, 8092.
- F. Chemla, *J. Chem. Soc., Perkin Trans. 1*, 2002, 275.
- F. Couty, B. Drouillard, G. Evano and O. David, *Eur. J. Org. Chem.*, 2013, 2045.
- (a) A. Mordini, S. Bindi, A. Capperucci, D. Nistri, G. Reginato and M. Valacchi, *J. Org. Chem.*, 2001, **66**, 3201; (b) A. Mordini, M. Valacchi, C. Nardi, S. Bindi, G. Poli and G. Reginato, *J. Org. Chem.*, 1997, **62**, 8557.
- For an example of an alternative approach also see: S. P. Fritz, J. F. Moya, M. G. Unthank, E. M. McGarrigle and V. K. Aggarwal, *Synthesis*, 2012, 1584.
- Y. Yoshida, Y. Sakakura, N. Aso, S. Okada and Y. Tanabe, *Tetrahedron*, 1999, **55**, 2183.
- See ESI† for details of reaction optimisation.
- D. I. Coppi, A. Salomone, F. M. Perna and V. Capriati, *Chem. Commun.*, 2011, 47, 9918.
- (a) M. Iwao, T. Iihama, K. K. Mahalanabis, H. Perrier and V. Snieckus, *J. Org. Chem.*, 1989, **54**, 24; (b) S. L. MacNeil, O. B. Familoni and V. Snieckus, *J. Org. Chem.*, 2001, **66**, 3662.
- For the use of oxetanes as an *ortho*-directing group, see; D. I. Coppi, A. Salomone, F. M. Perna and V. Capriati, *Angew. Chem., Int. Ed.*, 2012, **51**, 7532.
- A. Fürstner and A. Leitner, *Angew. Chem., Int. Ed.*, 2002, **41**, 609.
- T. E. Barder, S. D. Walker, J. R. Martinelli and S. L. Buchwald, *J. Am. Chem. Soc.*, 2005, **127**, 4685.

