

RESEARCH ARTICLE

View Article Online

View Journal | View Issue



Cite this: *Org. Chem. Front.*, 2014, **1**, 759

Received 1st May 2014,
Accepted 18th June 2014

DOI: 10.1039/c4qo00130c

rsc.li/frontiers-organic

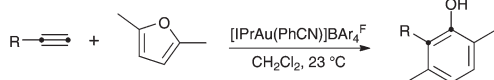
Intermolecular reactions of gold(I)-carbenes with furans by related mechanisms†‡

David Leboeuf,^{§a} Morgane Gaydou,^{§a} Yahui Wang^a and Antonio M. Echavarren^{*a,b}

The intermolecular gold(I)-catalyzed reactions of propargyl carboxylates, 1,6-enynes, or 7-substituted 1,3,5-cycloheptatrienes with furans afford cyclopentenones, polyenes or polycyclic compounds by related mechanisms initiated by the electrophilic addition of gold(I) carbenes to furans followed by ring-opening.

Gold-catalyzed intramolecular cycloisomerization reactions of 1,*n*-enynes have been widely studied and applied in synthesis,^{1,2} following the pioneering work on similar transformations catalyzed by other late transition metals.³ However, the development of mechanistically related intermolecular cyclizations of alkynes with alkenes or other substrates has been more challenging.⁴

An important transformation in this area is the cyclization of alkynylfurans, which was discovered using gold⁵ or platinum⁶ catalysts. This transformation leads to substituted phenols in a rather straightforward manner. Only one example of the corresponding gold-catalyzed intermolecular reaction of a furan with an alkyne had initially been reported using the binuclear gold(I) complex [(Ph₃PAu)₂Cl]BF₄,^{5f} although we recently found that phenols can be obtained using air-stable [IPrAu(PhCN)]BAR₄^F (**A**) (BAR₄^F = 3,5-bis(trifluoromethyl)phenylborate) as the catalyst (Scheme 1).⁷



Scheme 1 Gold(I)-catalyzed intermolecular reaction of alkynes with furans.

^aInstitute of Chemical Research of Catalonia (ICIQ), Av. Països Catalans 16, 43007 Tarragona, Spain. E-mail: aechavarren@icq.es

^bDepartament de Química Analítica i Química Orgànica, Universitat Rovira i Virgili, C/Marcel·lí Domingo s/n, 43007 Tarragona, Spain

† We dedicate this work to our colleague and friend Prof. Max Malacria on the occasion of his 65th birthday.

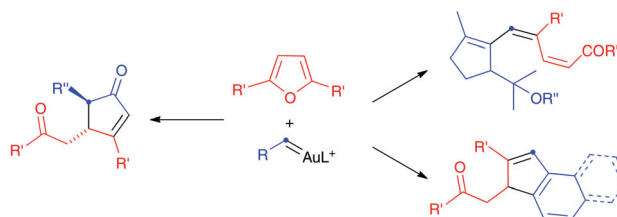
‡ Electronic supplementary information (ESI) available: A text file of all computed molecule Cartesian coordinates in .xyz format. CCDC 1000511 and 1000512. For ESI and crystallographic data in CIF or other electronic format see DOI: 10.1039/c4qo00130c

§ D. L. and M. G. contributed equally to this work.

We have now found that propargyl carboxylates react differently with furans in the presence of gold(I) catalysts to give functionalized cyclopentenones or cyclopentadienyl carboxylates, which had not been reported before by related procedures (Scheme 2). Aryl gold(I) carbenes generated in enyne cyclizations^{1n,2,8} or by retro-Buchner reaction^{9,10} of 7-substituted 1,3,5-cycloheptatrienes also react with furans to give rise to polycyclic compounds.

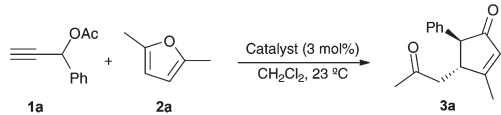
The extent of stabilization of a carbocation by gold(I) has been the subject of discussion,^{11–13} although, according to theoretical calculations, a carbene-like structure is favored when gold(I) is coordinated to strongly donating ligands such as *N*-heterocyclic carbenes and phosphines.

We first examined the reaction of propargylic acetate **1a** with 2,5-dimethylfuran **2a** in the presence of gold(I) catalysts, which in all cases gave rise diastereoselectively to cyclopentenone **3a** (Table 1). The best yield of **3a** was obtained using a cationic gold(I) catalyst [IPrAu(PhCN)]BAR₄^F (**A**) (Table 1, entry 1). Related IPr gold(I) complex **B** with hexafluoroantimonate anions gave slightly lower yield after 30 min (Table 1, entry 2), whereas neutral complex **C** and cationic IMES derivatives required longer reaction times (Table 1, entries 3 and 4). Phosphine and phosphite gold(I) catalysts were less reactive in this transformation (Table 1, entries 5–8). Poor results were obtained with AuCl₃ or PtCl₂ (Table 1, entries 9 and 10).



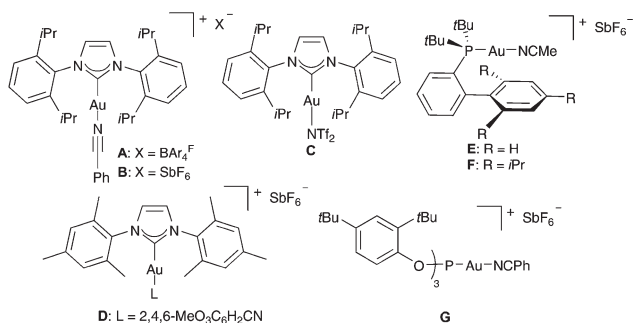
Scheme 2 Intermolecular reactions of gold(I) carbenes with furans.



Table 1 Reaction between propargylic acetate **1a** and furan **2a**


Entry	Catalyst	Time (h)	Yield ^a (%)
1	A	0.5	57
2	B	0.5	48
3	C	3	45
4	D	24	20 ^b
5	E	5	44
6	F	5	27 ^b
7	G	5	30 ^b
8	[AuCl(PPh ₃)]/AgSbF ₆	14	20 ^b
9	AuCl ₃	10	—
10	PtCl ₂	16	11 ^b

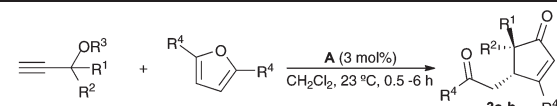
^a Isolated yields. ^b Determined by ¹H NMR (1,4-diacetylbenzene as an internal standard).



Interestingly, when the reaction of furan **2a** was performed with benzoate ester **1b** and catalyst **A**, cyclopentadienyl benzoate **4a** was isolated as the major product in 63% yield (Table 2, entry 2). Similarly, while acetates **1c**, **1e**, **1g**, and **1h** gave cyclopentenones **3b–e** (Table 2, entries 3, 5, 7, and 8), benzoates **1d** and **1f** gave cyclopentadienes **4b** and **4c** as the major products (Table 2, entries 4 and 6). However, 1-cyclopropylprop-2-yn-1-yl acetate (**1i**) and benzoate (**1j**) react similarly to form **3f** (Table 2, entries 9 and 10). The reaction of 2,5-diphenylfuran (**2b**) with benzoate **1b** afforded cyclopentadienyl benzoate **4d** (Table 2, entry 11). The structure of **4d** was confirmed by X-ray diffraction (Fig. 1).¹⁴ Cyclopentenones were obtained in lower yields (<30%) when 2-substituted furans were used as substrates.

Unsymmetrically substituted furans **2c–d** reacted with **1a** and catalyst **A** to give a mixture of cyclopentenones **3i–j/3i'–j'** favoring formation of the regioisomer with the less sterically hindered group at C-3 of the cyclopentenone (Scheme 3).

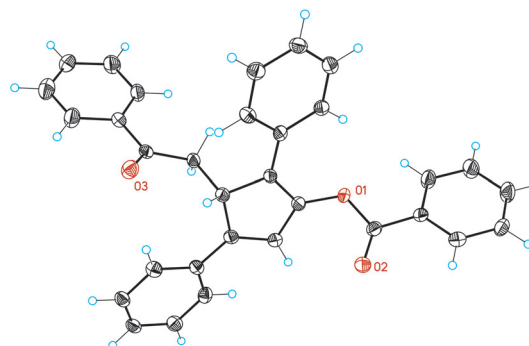
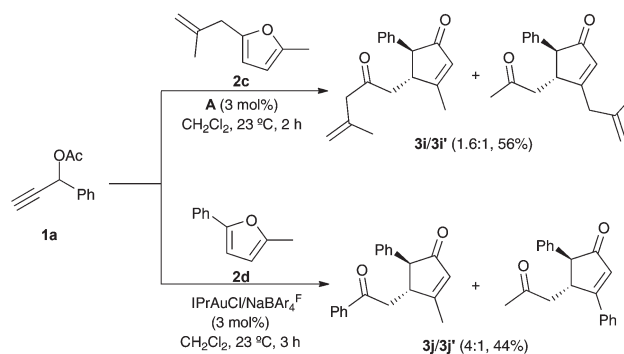
We propose a mechanism for the formation of the cyclopentenones and cyclopentadienyl esters initiated by the 1,2-acyloxy migration of η²-alkyne–gold(I) complex **5**,¹⁵ followed by the electrophilic trapping of the α,β-unsaturated gold(I) carbene **6** by furan **2** (Scheme 4). The resulting intermediate **7** may lead to the cyclopropanation product **8**, which could open

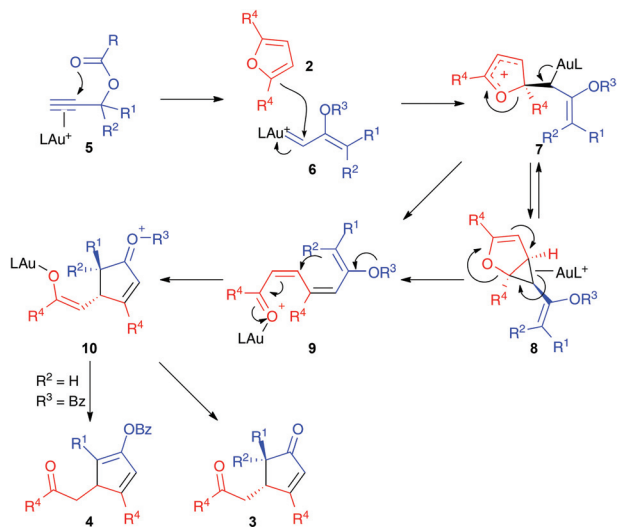
Table 2 Gold(I)-catalyzed reaction between propargylic carboxylates **1a–j** with furans **2a–b**


1a: R¹ = Ph, R² = H, R³ = Ac
1b: R¹ = Ph, R² = H, R³ = Bz
1c: R¹ = *p*-BrC₆H₄, R² = H, R³ = Ac
1d: R¹ = *p*-BrC₆H₄, R² = H, R³ = Bz
1e: R¹ = *p*-MeOC₆H₄, R² = H, R³ = Ac
1f: R¹ = *p*-MeOC₆H₄, R² = H, R³ = Bz
1g: R¹ = R² = Me, R³ = Ac
1h: R¹ = R² = -(CH₂)₅-, R³ = Ac
1i: R¹ = *c*-C₃H₅, R² = H, R³ = Ac
1j: R¹ = *c*-C₃H₅, R² = H, R³ = Bz

Entry	R ¹	R ²	R ³	R ⁴	3 (Yield %) ^a	4 (Yield %) ^a
1	Ph	H	Ac	Me	3a (57)	—
2	Ph	H	Bz	Me	3a (15)	4a (63)
3	<i>p</i> -BrC ₆ H ₄	H	Ac	Me	3b (65)	—
4	<i>p</i> -BrC ₆ H ₄	H	Bz	Me	3b (20)	4b (44)
5	<i>p</i> -MeOC ₆ H ₄	H	Ac	Me	3c (36)	—
6	<i>p</i> -MeOC ₆ H ₄	H	Bz	Me	3c (31)	4c (48)
7	Me	Me	Ac	Me	3d (61)	—
8	-(CH ₂) ₅ -	Ac	Ac	Me	3e (63)	—
9	<i>c</i> -C ₃ H ₅	H	Ac	Me	3f (61) ^b	—
10	<i>c</i> -C ₃ H ₅	H	Bz	Me	3f (60) ^c	—
11	Ph	H	Bz	Ph	—	4d (75)

^a Isolated yields. ^b 2.5 : 1 *trans/cis*. ^c 5 : 1 *trans/cis*.

**Fig. 1** ORTEP plot (50% thermal ellipsoids) of the crystal structure of cyclopentadienyl benzoate **4d**.**Scheme 3** Intermolecular reaction of gold(I) carbenes with furans.



Scheme 4 Proposed mechanism for the formation of adducts **3** and **4** by gold(i)-catalyzed reaction of propargylic carboxylates with furans.

to form **9**. Intermediate **9** could also be formed directly from **7** by 1,2-elimination. A Mukaiyama-Michael-type cyclization would then form **10**, which leads to cyclopentenones **3** or cyclopentadienyl benzoates **4**. The observed *trans*-stereoselectivity is presumably derived to the preferred *Z*-configuration of the vinyl gold(i) carbenes.¹⁶ In the case of unsymmetrically substituted furans **2c-d**, the major regioisomers are formed by the attack of the less substituted site of the furan to intermediate **6**.

Formation of open chain products derived from intermediates similar to **9** has been reported before for Ru(II), Pt(II),^{17,18} and, in one case, for Au(I)-^{19,20} catalyzed reactions of furans. A similar reactivity was observed in the reaction of furans with gold(i) carbenes generated by the ring opening of cyclopropenes.²¹ It is interesting that in our case, 2,5-disubstituted furans react preferentially at C-2, instead of at C3 as it is observed with Ru(II) as a catalyst.¹⁷

1,6-Enynes **11a-b** reacted with mono- and disubstituted furans **2a-j** in the presence of gold(i) catalysts to form ketones or carboxylic acid derivatives **12a-i** featuring a triene moiety with a (*Z,Z*)-configuration (Table 3).²²

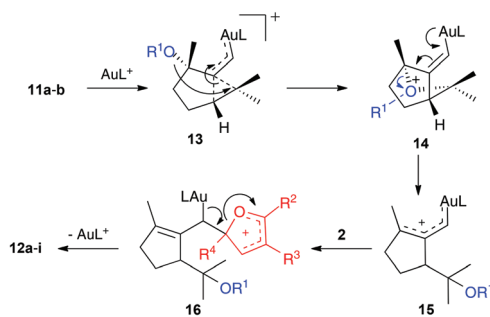
This transformation is mechanistically interesting as it features a gold(i)-catalyzed cyclization/1,5-OR migration *via* intermediates **13** and **14** to form α,β -unsaturated gold(i) carbenes **15**,⁸ which react with electron-rich furans to form **16** (Scheme 5). A similar elimination to that proposed before in the elimination of **7** (Scheme 4) gives **12a** or **12d** after hydrolytic cleavage of the trimethylsilyl ester.

We also examined the reaction of furans with gold(i) carbenes generated by the retro-Buchner reaction of 7-substituted 1,3,5-cycloheptatrienes (**17**), which proceeds by retrocyclopropanation of norcaradienes **18** (Scheme 6).⁹ The resulting gold(i) carbenes can be trapped with alkenes to form cyclopropanes,^{9a,c} or indenes.^{9b} These gold(i) carbenes also react intramolecularly with arenes in Friedel-Crafts-type reactions.^{9b}

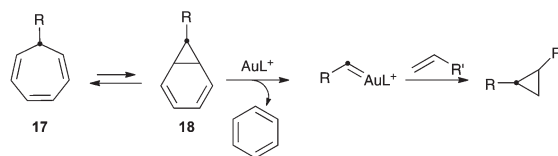
Table 3 Gold(i)-catalyzed reaction between enynes **11a-b** with furans **2a-j**

Entry	Enyne	Furan	Catalyst	12 (Yield %) ^a
1	11a	2e	A	12a (36) ^b
2	11b	2a	B	12b (32)
2	11b	2b	E	12c (42)
3	11b	2e	F	12d (87) ^b
4	11b	2f	E	12e (57)
5	11b	2g	F	12f (56)
6	11b	2h	E	12g (62)
7	11b	2i	E	12h (59)
8	11b	2j	E	12i (88)

^a Isolated yields. ^b The carboxylic acid was obtained. PNP = *p*-nitrophenyl.



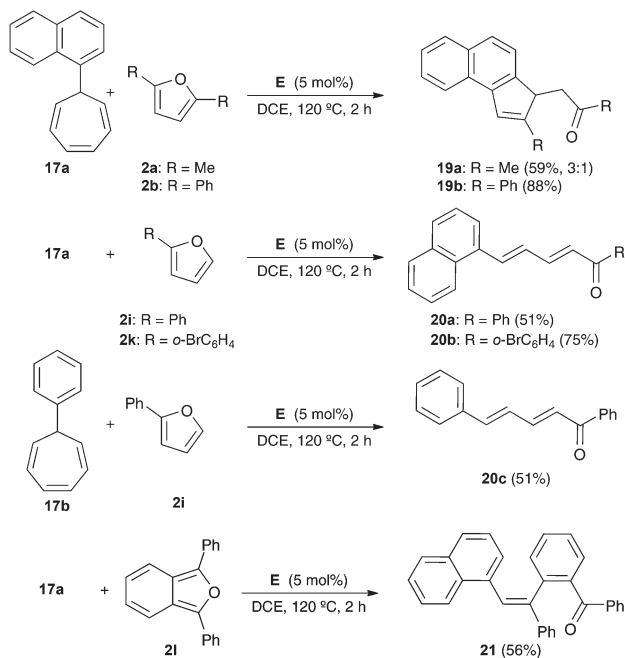
Scheme 5 Proposed mechanism for the reaction of 1,6-enynes **11a-b** with furans **2a-j**.



Scheme 6 Generation of gold(i) carbenes by retro-Buchner reaction.

The reaction of 1-naphthyl cycloheptatriene **17a** with 2,5-disubstituted furans **2a-b** in the presence of catalyst **E** in 1,2-dichloroethane (DCE) at 120 °C gave 3*H*-cyclopenta[*a*]naphthalenes **19a-b** (Scheme 7). In the former case, **19a** was obtained along with a minor isomer with a tetrasubstituted double bond. The reaction of **17a-b** with 2-substituted furans **2i** and **2k** leads to 1,5-diarylpenta-2,4-dien-1-ones **20a-c**. On the other hand, the reaction of **17a** with 1,3-diphenylisobenzofuran (**2l**)





Scheme 7 Reaction of furans with gold(I) carbenes generated by retro-Buchner reaction.

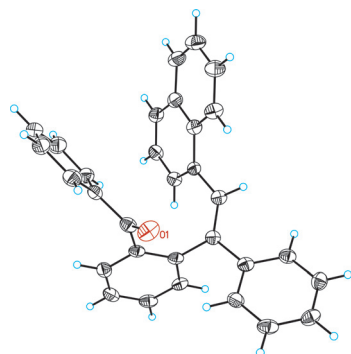
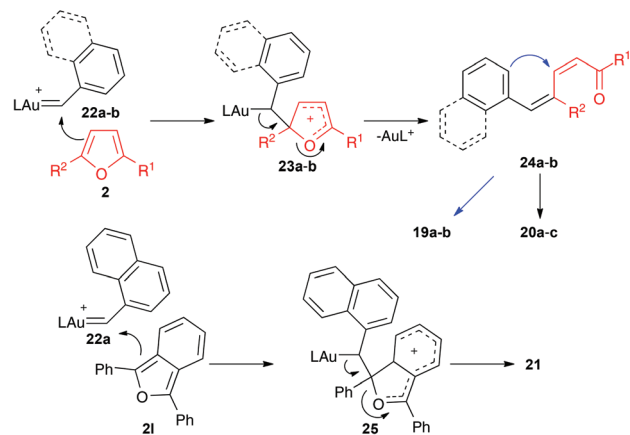


Fig. 2 ORTEP plot (50% thermal ellipsoids) of the crystal structure of **21**.

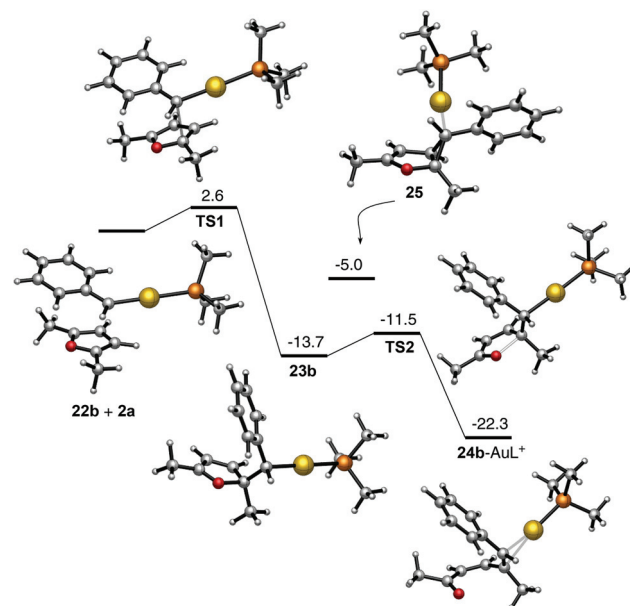
gave **21** in 56% yield. The *Z* configuration of **21** was determined by X-ray diffraction (Fig. 2).²³

Mechanistically, the reaction of **17a–b** with catalyst **E** leads to aryl gold(I) carbenes **22a–b**,⁹ which react with furans by pathways similar to those observed before for other gold(I) carbenes (Scheme 8). Thus, the Friedel-Crafts-type reaction would lead to intermediates such as **23** or **25**, which affords open chain derivatives **24** or **21**. In the former case, the initially formed **25** affords **20a–c** by *Z* to *E* isomerization or **19a–b** by a Michael-type ring closing.

The mechanistic proposal outlined in Scheme 8 is supported by DFT calculations (M06 level, 1,2-dichloroethane, PMe_3 as the phosphine ligand) (Scheme 9). Accordingly, the reaction between carbene **22b**, resulting from the retro-Buchner reaction of 7-phenyl-1,3,5-cycloheptatriene (**17b**),⁹ and furan **2b** through **TS1** leads to intermediate **23b**, which



Scheme 8 Proposed mechanism for the reaction of furans with gold(I) carbenes generated by retro-Buchner reaction.



Scheme 9 Mechanism for the reaction of carbene **22b** with furan **2a** based on DFT calculations. Free energies in kcal mol^{-1} .

smoothly opens up to form **24b–AuL⁺** complex.²⁴ The intermediate cyclopropane **25**, corner-coordinated to AuL^+ , was also located as an intermediate, although its energy is higher than that of intermediate **23b**.

In summary, we have found that three very different types of substrates react with furans and gold(I) catalysts under different reaction conditions by mechanistically related pathways. This is best rationalized if similar gold(I) carbenes are involved as intermediates in all these processes, which is also supported by DFT calculations. The fact that similar reactions are observed in transformations proceeding *via* ruthenium(II) or platinum(II) carbenes¹⁷ further supports the involvement of closely similar species using gold(I) catalysts. These reactions of furans lead to rather elaborated products from readily available substrates under mild conditions. Further applications of



the trapping of reactive gold(i) carbenes with other types of nucleophiles are being explored.

We thank the European Research Council (advanced grant no. 321066), the MINECO (CTQ2010-16088/BQU), the AGAUR (2009SGR47 and Beatriu de Pinós postdoctoral fellowship to D. L.), EU Project ICT (ATMOL, contract no. FP7-270028) and the ICIQ Foundation for financial support. We also thank the ICIQ X-Ray Diffraction unit for the X-ray structures.

Notes and references

- (a) L. Zhang, J. Sun and S. A. Kozmin, *Adv. Synth. Catal.*, 2006, **348**, 2271–2296; (b) A. S. K. Hashmi and G. J. Hutchings, *Angew. Chem., Int. Ed.*, 2006, **45**, 7896–7936; (c) A. Fürstner and P. W. Davies, *Angew. Chem., Int. Ed.*, 2007, **46**, 3410–3449; (d) A. S. K. Hashmi, *Chem. Rev.*, 2007, **107**, 3180–3211; (e) Z. Li, C. Brouwer and C. He, *Chem. Rev.*, 2008, **108**, 3239–3265; (f) A. Arcadi, *Chem. Rev.*, 2008, **108**, 3266–3325; (g) E. Jiménez-Núñez and A. M. Echavarren, *Chem. Rev.*, 2008, **108**, 3326–3350; (h) D. J. Gorin, B. D. Sherry and F. D. Toste, *Chem. Rev.*, 2008, **108**, 3351–3378; (i) V. Michelet, P. Y. Toullec and J.-P. Genêt, *Angew. Chem., Int. Ed.*, 2008, **47**, 4268–4315; (j) A. Fürstner, *Chem. Soc. Rev.*, 2009, **38**, 3208–3221; (k) C. Aubert, L. Fensterbank, P. Garcia, M. Malacria and A. Simonneau, *Chem. Rev.*, 2011, **111**, 1954–1993; (l) N. Krause and C. Winter, *Chem. Rev.*, 2011, **111**, 1994–2009; (m) C. Obradors and A. M. Echavarren, *Chem. Comm.*, 2014, **50**, 16–28; (n) C. Obradors and A. M. Echavarren, *Acc. Chem. Res.*, 2014, **47**, 902–912.
- (a) C. Nieto-Oberhuber, M. P. Muñoz, E. Buñuel, C. Nevado, D. J. Cárdenas and A. M. Echavarren, *Angew. Chem., Int. Ed.*, 2004, **43**, 2402–2406; (b) C. Nieto-Oberhuber, M. P. Muñoz, S. López, E. Jiménez-Núñez, C. Nevado, E. Herrero-Gómez, M. Raducan and A. M. Echavarren, *Chem. – Eur. J.*, 2006, **12**, 1677–1693; (c) C. Nieto-Oberhuber, S. López, E. Jiménez-Núñez and A. M. Echavarren, *Chem. – Eur. J.*, 2006, **12**, 5916–5923; (d) C. Ferrer, M. Raducan, C. Nevado, C. K. Claverie and A. M. Echavarren, *Tetrahedron*, 2007, **63**, 6306–6316; (e) N. Cabello, C. Rodríguez and A. M. Echavarren, *Synlett*, 2007, 1753–1758; (f) C. H. M. Amijs, V. López-Carrillo, M. Raducan, P. Pérez-Galán, C. Ferrer and A. M. Echavarren, *J. Org. Chem.*, 2008, **73**, 7721–7730; (g) V. López-Carrillo, N. Hugué, Á. Mosquera and A. M. Echavarren, *Chem. – Eur. J.*, 2011, **17**, 10972–10978; (h) P. Pérez-Galán, N. J. A. Martín, A. G. Campaña, D. J. Cárdenas and A. M. Echavarren, *Chem. – Asian J.*, 2011, **6**, 482–486; (i) A. Escribano-Cuesta, P. Pérez-Galán, E. Herrero-Gómez, M. Sekine, A. A. C. Braga, F. Maseras and A. M. Echavarren, *Org. Biomol. Chem.*, 2012, **10**, 6105–6111.
- (a) B. M. Trost, *Acc. Chem. Res.*, 1990, **23**, 34–42; (b) N. Chatani, K. Kataoka, S. Murai, N. Furukawa and Y. Seki, *J. Am. Chem. Soc.*, 1998, **120**, 9104–9105; (c) N. Chatani, N. Furukawa, H. Sakurai and S. Murai, *Organometallics*, 1996, **15**, 901–903; (d) S. Oi, I. Tsukamoto, S. Miyano and Y. Inoue, *Organometallics*, 2001, **20**, 3704–3709; (e) A. Fürstner, H. Szillat and F. Stelzer, *J. Am. Chem. Soc.*, 2000, **122**, 6785–6786; (f) M. Méndez, M. P. Muñoz and A. M. Echavarren, *J. Am. Chem. Soc.*, 2000, **122**, 11549–11550; (g) E. Mainetti, V. Mouriès, L. Fensterbank, M. Malacria and J. Marco-Contelles, *Angew. Chem., Int. Ed.*, 2002, **41**, 2132–2135.
- (a) V. López-Carrillo and A. M. Echavarren, *J. Am. Chem. Soc.*, 2010, **132**, 9292–9294; (b) R. B. Dateer, B. S. Shaibu and R. S. Liu, *Angew. Chem., Int. Ed.*, 2011, **51**, 113–117; (c) H.-S. Yeom, J. Koo, H.-S. Park, Y. Wang, Y. Liang, Z.-X. Yu and S. Shin, *J. Am. Chem. Soc.*, 2012, **134**, 208–211; (d) S. Kramer and T. Skrydstrup, *Angew. Chem., Int. Ed.*, 2012, **51**, 4681–4684; (e) Y. Luo, K. Ji, Y. Li and L. Zhang, *J. Am. Chem. Soc.*, 2012, **134**, 17412–17415; (f) C. Obradors and A. M. Echavarren, *Chem. – Eur. J.*, 2013, **19**, 3547–3551; (g) A. Homs, C. Obradors, D. Leboeuf and A. M. Echavarren, *Adv. Synth. Catal.*, 2014, **356**, 221–228.
- (a) A. S. K. Hashmi, T. M. Frost and J. W. Bats, *J. Am. Chem. Soc.*, 2000, **122**, 11553–11554; (b) A. S. K. Hashmi, T. M. Frost and J. W. Bats, *Org. Lett.*, 2001, **3**, 3769–3771; (c) A. S. K. Hashmi, L. Ding, J. W. Bats, P. Fischer and W. Frey, *Chem. – Eur. J.*, 2003, **9**, 4339–4345; (d) A. S. K. Hashmi, J. P. Weyrauch, M. Rudolph and E. Kurpejović, *Angew. Chem., Int. Ed.*, 2004, **43**, 6545–6547; (e) A. S. K. Hashmi, M. Rudolph, J. P. Weyrauch, M. Wölflle, W. Frey and J. W. Bats, *Angew. Chem., Int. Ed.*, 2005, **44**, 2798–2801; (f) A. S. K. Hashmi, M. C. Blanco, E. Kurpejović, W. Frey and J. W. Bats, *Adv. Synth. Catal.*, 2006, **348**, 709–713; (g) A. S. K. Hashmi, M. Wölflle, F. Ata, M. Hamzic, R. Salathé and W. Frey, *Adv. Synth. Catal.*, 2006, **348**, 2501–2508; (h) A. S. K. Hashmi, P. Haufe, C. Schmid, A. Rivas Nass and W. Frey, *Chem. – Eur. J.*, 2006, **12**, 5376–5382; (i) A. S. K. Hashmi, R. Salathé and W. Frey, *Chem. – Eur. J.*, 2006, **12**, 6991–6996; (j) A. S. K. Hashmi, M. Rudolph, H.-U. Siehl, M. Tanaka, J. W. Bats and W. Frey, *Chem. – Eur. J.*, 2008, **14**, 3703–3708; (k) M. Rudolph, M. Q. McCreery, W. Frey and A. S. K. Hashmi, *Beilstein J. Org. Chem.*, 2011, **7**, 794–801; (l) A. S. K. Hashmi, J. Hofmann, S. Shi, A. Schütz, M. Rudolph, C. Lothschütz, M. Wietek, M. Bührle, M. Wölflle and F. Rominger, *Chem. – Eur. J.*, 2013, **19**, 382–389; (m) R. Manzano, F. Rominger and A. S. K. Hashmi, *Organometallics*, 2013, **32**, 2199–2203.
- (a) B. Martín-Matute, D. J. Cárdenas and A. M. Echavarren, *Angew. Chem., Int. Ed.*, 2001, **40**, 4754–4757; (b) B. Martín-Matute, C. Nevado, D. J. Cárdenas and A. M. Echavarren, *J. Am. Chem. Soc.*, 2003, **125**, 5757–5766.
- N. Hugué, D. Leboeuf and A. M. Echavarren, *Chem. – Eur. J.*, 2013, **19**, 6581–6585.
- (a) E. Jiménez-Núñez, M. Raducan, T. Lauterbach, K. Molawi, C. R. Solorio and A. M. Echavarren, *Angew. Chem., Int. Ed.*, 2009, **48**, 6152–6155; (b) M. Gaydou, R. E. Miller, N. Delpont, J. Ceccon and A. M. Echavarren, *Angew. Chem., Int. Ed.*, 2013, **52**, 6396–6399.



- 9 (a) C. R. Solorio-Alvarado, Y. Wang and A. M. Echavarren, *J. Am. Chem. Soc.*, 2011, **133**, 11952–11955; (b) Y. Wang, P. R. McGonigal, B. Herlé, M. Besora and A. M. Echavarren, *J. Am. Chem. Soc.*, 2014, **136**, 801–809; (c) Y. Wang, M. E. Muratore, Z. Rong and A. M. Echavarren, *Angew. Chem., Int. Ed.*, 2014, **53**, DOI: 10.1002/anie.201404029.
- 10 The Buchner reaction to form cycloheptatrienes occurs as a side reaction in the gold(I)-catalyzed reaction between ethyl diazoacetate and arenes: (a) M. R. Fructos, T. R. Belderrain, P. de Frémont, N. M. Scott, S. P. Nolan, M. M. Díaz-Requejo and P. J. Pérez, *Angew. Chem., Int. Ed.*, 2005, **44**, 5284–5288; (b) I. Rivilla, B. P. Gómez-Emeterio, M. R. Fructos, M. M. Díaz-Requejo and P. J. Pérez, *Organometallics*, 2011, **30**, 2855–2860.
- 11 D. Benitez, N. D. Shapiro, E. Tkatchouk, Y. Wang, W. A. Goddard III and F. D. Toste, *Nat. Chem.*, 2009, **1**, 482–486.
- 12 (a) G. Seidel, R. Mynott and A. Fürstner, *Angew. Chem., Int. Ed.*, 2009, **48**, 2510–2513; (b) G. Seidel and A. Fürstner, *Angew. Chem., Int. Ed.*, 2014, **53**, 4807–4811.
- 13 R. E. M. Brooner and R. A. Widenhoefer, *Chem. Commun.*, 2014, **50**, 2420–2423.
- 14 X-Ray crystal structure of **4d**: CCDC 1000511.
- 15 (a) N. Marion and S. P. Nolan, *Angew. Chem., Int. Ed.*, 2007, **46**, 2750–2752; (b) J. Marco-Contelles and E. Soriano, *Chem. – Eur. J.*, 2007, **13**, 1350–1357; (c) A. Correa, N. Marion, L. Fensterbank, M. Malacria, S. P. Nolan and L. Cavallo, *Angew. Chem., Int. Ed.*, 2008, **47**, 718–721; (d) S. Wang, G. Zhang and L. Zhang, *Synlett*, 2010, 692–706; (e) R. K. Shiroodi and V. Gevorgyan, *Chem. Soc. Rev.*, 2013, **42**, 4991–5001.
- 16 For lead references on the stereoselectivity in the formation of vinyl gold(I) carbenes, see: (a) L. Peng, X. Zhang, S. Zhang and J. Wang, *J. Org. Chem.*, 2007, **72**, 1192–1197; (b) Y. Nakanishi, K. Miki and K. Ohe, *Tetrahedron*, 2007, **63**, 12138–12148.
- 17 K. Miki, M. Fujita, S. Uemura and K. Ohe, *Org. Lett.*, 2006, **8**, 1741–1743.
- 18 The reaction between 2-methoxyfuran and 1-phenylprop-2-yn-1-yl acetate with gold(I) catalyst **A** leads to methyl (6-acetoxy-7-phenylhepta-2,4,6-trienoate as a mixture of stereoisomers as was originally reported using $[\text{RuCl}_2(\text{CO})_3]_2$ in ref. 16.
- 19 B. W. Gung, L. N. Bailey and J. Wonser, *Tetrahedron Lett.*, 2010, **51**, 2251–2253.
- 20 For gold(I)-catalyzed [4 + 3]-cycloaddition of propargyl esters with furans: (a) W. Gung, D. T. Craft, L. N. Bailey and K. Kirschbaum, *Chem. – Eur. J.*, 2010, **16**, 639–644; (b) B. Gung, R. Conyers and J. Wonser, *Synlett*, 2013, 1238–1248.
- 21 M. S. Hadfield and A.-L. Lee, *Chem. Commun.*, 2011, **47**, 1333–1335.
- 22 (a) See ESI† for additional results on the screening of other migrating groups and catalysts (b) Traces of minor isomers (presumably with the *E,E* configuration) were also detected in the ^1H NMR spectra.
- 23 X-Ray crystal structure of **21**: CCDC 1000512.
- 24 Another pathway (*exo*-type) was also found with very similar energies for the first step ($\Delta G^\ddagger = 2.6 \text{ kcal mol}^{-1}$) ($\Delta G = -13.7 \text{ kcal mol}^{-1}$) although the activation energy for the second step was significantly higher ($\Delta G^\ddagger = 6.1 \text{ vs. } 2.2 \text{ kcal mol}^{-1}$).

