

Cite this: *RSC Adv.*, 2019, 9, 38407Received 3rd October 2019
Accepted 13th November 2019

DOI: 10.1039/c9ra08023f

rsc.li/rsc-advances

Concise synthesis of 3-alkylthieno[3,2-*b*]thiophenes; building blocks for organic electronic and optoelectronic materials†

Koray T. Ilhan,^a Sebahat Topal,^a Mehmet S. Eroglu^{bc} and Turan Ozturk^{*ac}

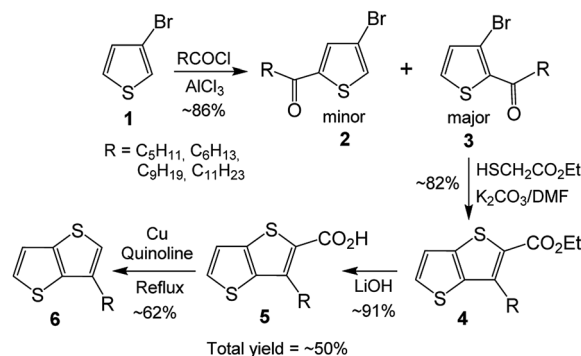
Four step synthesis of 3-alkylthieno[3,2-*b*]thiophenes in the literature was reduced to two steps in good yields, through the preparation of the mono ketone, *i.e.* 1-(thiophene-3-ylthio)alkan-2-one, from 3-bromothiophene and ring formation reaction. This convenient method provides an easy access with good yields to the preparation of 3-alkylthieno[3,2-*b*]thiophenes, which are important materials for organic electronic and optoelectronic applications. SEM, AFM and contact angle (CA) analyses of their electropolymers on indium tin oxide (ITO) indicated that as the alkyl chains became longer, the polymers provide a more hydrophobic layer with CA up to 107°.

1. Introduction

Conjugated organic materials are the focus of intense research due to their use as organic semiconductors, which find applications as transistors, solar cells, organic light emitting diodes (OLED), *etc.*¹ Compared with their silicon counterparts, as they can be deposited faster from solution during device fabrication, including over large areas, they have significant advantages in terms of time and cost.² Stability of the organic material to oxidation is a necessary criterion as oxidation can diminish device performance.³

Various important organic materials in this area are made of thiophene based compounds,⁴ which represent thermally and environmentally stable organic materials for electronic and optoelectronic applications.^{3,4c} Fused thiophenes play important role in designing building blocks for polymers and small molecules.⁵ Thieno[3,2-*b*]thiophene (TT) is among the widely used fused thiophenes, possessing two fused thiophene units. Thienothiophenes, in general, have four isomers formed through the orientations of the sulfur atoms of the thiophene rings, among which thieno[3,2-*b*]thiophene belongs to the most widely used TTs as it provides continuous conjugation through two fused thiophenes and polymer backbone. Moreover, presence of two sulfur atoms makes them electron-rich, enabling to be used as electron donating moieties in construction of semiconductors.⁵

In spite of great achievements, preparation of organic materials, particularly polymers and the molecules having fused aromatic systems with desired electronic/optoelectronic properties and soluble in common organic solvents, is still a challenge. It appears that (i) involvement of flat and fused electron rich moieties into the designed molecules to tune their electronic/optoelectronic properties and (ii) providing solubility to the designed molecules are among the important topics. As TTs have flat structures with extended π -conjugation, they are among highly desirable compounds for tuning band gaps of organic materials and increasing their intermolecular interactions in solid state.^{5a,e} Thus, involvement of TT in designing organic materials helps tuning organic electronic/optoelectronic materials. Regarding the solubility of the materials, it is mainly provided by pendant alkyl groups on the backbone. Besides, the alkyl groups through their positions on the compound can also provide control on regularity and packing, for which 3-hexylthiophene is widely applied.⁶ Although TTs having alkyl chains are highly desired

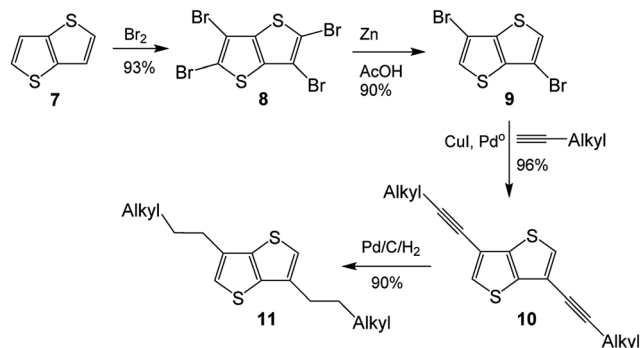


Scheme 1 The literature synthesis of 3-alkyl-TTs.

^aChemistry Department, Istanbul Technical University, Istanbul, Turkey. E-mail: ozturktur@itu.edu.tr^bChemical Engineering, Marmara University, Istanbul, Turkey^cChemistry Group Laboratories, TUBITAK UME, Gebze, Kocaeli, Turkey

† Electronic supplementary information (ESI) available. See DOI: 10.1039/c9ra08023f



Scheme 2 The literature synthesis of dialkyl-TT.⁸

molecules, providing both (i) flat and fused thiophenes and (ii) alkyl chains on the same molecule, their applications are not as wide as 3-hexylthiophene. One of the important reasons is their cumbersome four step synthesis.^{7–11} It involves Friedel-Crafts acylation of 3-bromothiophene **1**, which can give a mixture of isomers **2** and **3** as minor and major products, respectively (Scheme 1).^{7g} Treatment of the major product **3** with ethyl thioglycolate in the presence of NaOH produces 3-alkylthieno[3,2-*b*]thiophene-2-carboxylate **4**, hydrolysis of which with NaOH yields the corresponding acid **5**. In the last step, the acid is decarboxylated to give the desired 3-alkylthieno[3,2-*b*]thiophene **6** (3-alkyl-TT).

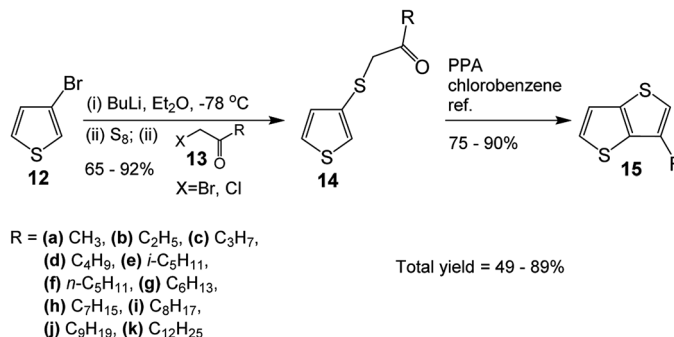
As its methodology could be applied to the synthesis of 3-alkyl-TT, synthesis of 3,6-dialkylthieno[3,2-*b*]thiophene (3,6-dialkyl-TT) was depicted in Scheme 2, which also involved four step synthesis.¹² Thienothiophene **7** was tetrabrominated with Br₂ to obtain tetrabromothieno[3,2-*b*]thiophene **8**, which was converted to 3,6-dibromo-TT **9** by treating it with Zn in acetic acid. Coupling reaction of **9** with 1-alkyne produced 3,6-dialkyne-TT **10**, hydrogenation reaction of which finally gave 3,6-dialkylthieno[3,2-*b*]thiophene **11**.

In the light of our experience on the syntheses of substituted thienothiophenes (TTs) and dithienothiophenes (DTTs),^{5a} we decided to employ our ring formation reaction¹³ to the syntheses of 3-alkylthieno[3,2-*b*]thiophenes, as thieno[3,2-*b*]thiophene is the most popular TT among its six isomers due to its better conjugation.

2. Result and discussion

2.1. Synthesis

The synthesis started with the preparation of the monoketones **14** through one-pot three-step reaction (Scheme 3), *i.e.* (i) lithiation of 3-bromothiophene **12** with BuLi, (ii) addition of elemental sulfur and, then, (iii) addition of α -haloketone **13**. The yields of the ketones varied between 65–92%. The next step involved ring closure to obtain the alkyl-TTs **15**. Refluxing the mono-ketones **14** in chlorobenzene in the presence of

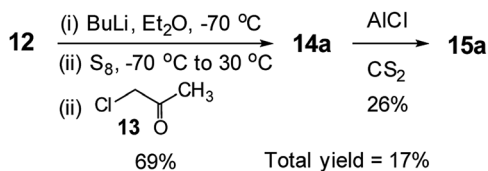


Scheme 3 Synthesis of 3-alkyl-TTs.

Table 1 Yields of the synthesized and the literature compounds

R	Ketone (%) 14	TT (%) 15	Total yield (%)	Literature yield (%)	References
Methyl (a)	65	75	49	17	14
Ethyl (b)	67	78	52	Yield is not given	7g and 8
Propyl (c)	72	85	61	—	—
Butyl (d)	70	82	60	Yield is not given	9
iso-pentyl (e)	75	90	68	—	—
Pentyl (f)	73	85	62	~35	7e
Hekzyl (g)	77	83	64	50	10
Heptyl (h)	80	77	62	~50	11 and 7g
Octyl (i)	84	79	66	50	12
Nonyl (j)	92	87	80	~52	7g
Undecyl (k)	80	90	72	—	—



Scheme 4 The literature synthesis of 3-methyl-TT.¹⁴

polyphosphoric acid (PPA) produced the desired alkyl-TTs between 75–90% yields. The overall yield for the two-step reaction varied between 49–80% (Table 3). Compare with the literature total yields, which are around 17–52%, these are very good yields (Table 1). Although the syntheses of TTs with 3-alkyl chains between 5 (**15e**)–9 (**15j**) are available in the literature, the TT with a longer alkyl chain of 12 is not available. Besides, the TTs with shorter alkyl chains (**15a**–**15f**) either not available or available with lower yields.

Interestingly, the literature synthesis of **15a** (Scheme 4)¹⁴ has some close similarities with the methodology presented in this study. One may think that this study is an extension of the literature one. We honestly declare that this study is a logical extension of our previous studies.^{1h,5a,5b,13} As the literature reaction with a very low total yield was almost hidden in the published manuscript,¹⁴ we could only be aware of it after the start of this project. While the synthesis of the mono ketone had the same yield with almost the same reaction method, the second step, ring closure reaction, was totally different and with very different yields. The literature reaction was conducted in CS₂ using AlCl₃, which gave low yield of 26%. The total yield was only 17%. Obviously such reaction condition could not be extended to the synthesis of TTs with various alkyl chains. On the other hand, our ring closure reaction had reaction condition of PPA in refluxing chlorobenzene resulting in higher yield of 75%. As our reaction is simpler and more applicable, it was extended to the synthesis of the TTs with various alkyl chains, even the one having branched alkyl group (**15e**).

2.2. Electrochemical studies

As the 3-alkyl-TTs **15** are in hand and, to our best knowledge, their electropolymerization and UV-CV behaviors were not studied, they were electropolymerized on ITO in 0.1 M Bu₄PF₆/acetonitrile, using Ag and Pt electrodes as reference and counter electrodes, respectively, to obtain the polymers **P15a–j**. The monomer concentrations were kept at 1×10^{-3} M and the scan rate was 1.0 V s⁻¹. Polymerizations of the 3-alkyl-TTs **15a–j** were


Fig. 1 The color transition of the polymer **P15f** film coated on ITO at different potentials.

Table 2 Optical data of the polymers

	λ_{max} (nm)	λ_{onset} (nm)	$E_{\text{gap}}^{\text{Optic}}$ (eV)
P15a	445	615	2.02
P15b	391	540	2.30
P15c	404	605	2.05
P15d	402	580	2.13
P15e	413	590	2.10
P15f	420	625	1.98
P15g	396	570	2.18
P15h	393	535	2.32
P15i	406	645	1.92
P15j	441	650	1.90

observed by means of deposition of the polymers on ITO electrode surface and through the increase of oxidation and reduction peaks (Fig. S1†). Their spectroelectrochemistry behaviors were investigated in a monomer-free CH₃CN solution in the presence of Bu₄NPF₆ as a supporting electrolyte (Fig. S2†). The absorbances of the polymers were monitored *in situ* as a function of potential, ranging from 0.0 to 2.0 V. While the intensity of the π - π^* transitions decreased, an increasing polaron (700–760 nm) and bipolaron (around 1050 nm) bands appeared with the increasing potential. They all demonstrated orange-green-blue color changes around 0.0, 1.2 and 1.5 V, respectively. As the polymers demonstrated similar color changes almost at the same potentials, as an example, cyclic voltammetry-ultraviolet-visible (CV-UV) measurement of **Pf6** is depicted in Fig. 1.

The polymers had UV-Vis absorption maxima between 390–445 nm, while their monomers had absorptions between 260–270 nm in solution (CH₂Cl₂). The optical band gaps varied between 1.90–2.30 eV (Table 2.)

2.3. Surface analyses

Surface studies of the polymers by scanning electron microscopy (SEM) and atomic force microscopy (AFM), which were correlated by contact angle (CA) measurements, were then performed, except **Pe5**, which had a branched alkyl chain (Fig. 2). SEM images were recorded applying two magnifications at 1.000 \times and 10.000 \times with a scale bars of 50 microns (top row) and 100 microns (bottom row). As evidenced by the higher magnified SEM images, the surfaces had a tendency of becoming more homogeneous with the increasing length of the side chains. While the polymers **P15a–P15d** had relatively rough surfaces, quasi spherical islets (aggregations), spreading over the scanned area, clearly appeared with the polymers **P15f–P15i**. These small islets formed a smooth surface with the polymer **P15j**. AFM-phase (Fig. S3†) and topography images, *i.e.* the cross-sections along the red lines showing the topographies of the samples (Fig. 2d), indicated that the islets had a different morphology from the polymer matrix, and their root mean square (Rms) values are collected in Table 3. The polymers **P15a–P15d** had relatively non-homogeneous surface morphology, and, while no apparent trend on their Rms values was observed, a decreasing trend appeared with the polymers



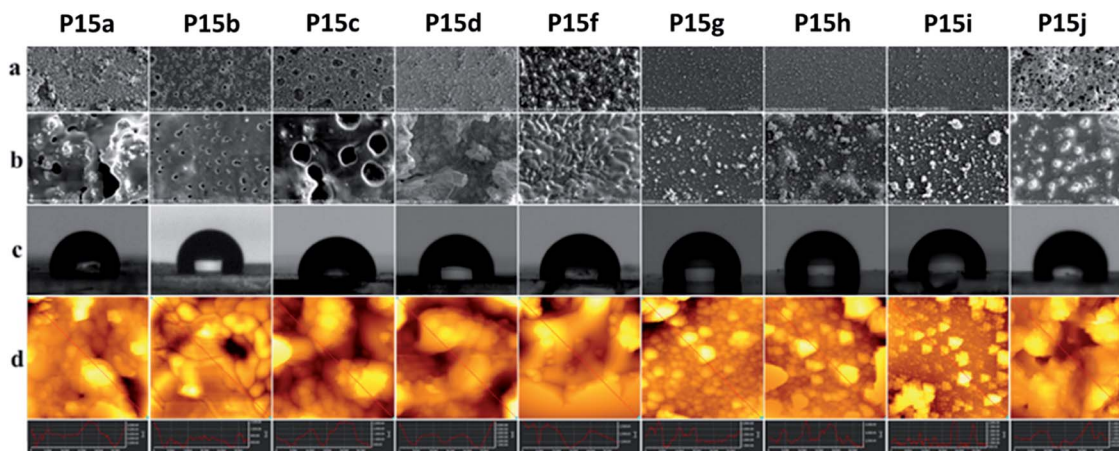


Fig. 2 SEM (a) 1.000 \times , (b) 10.000 \times ; (c) contact angle, CA; (d) AFM topography images and surface cross section analyses of P15a–P15j.

Table 3 Rms values of the polymers P15a–P15j

Polymers	Rms (nm)	Water contact angles ($\pm 2^\circ$)
P15a	1.09×10^3	83
P15b	1.52×10^2	84
P15c	7.13×10^2	91
P15d	1.09×10^3	95
P15f	4.44×10^2	97
P15g	4.34×10^2	99
P15h	4.24×10^2	101
P15i	3.00×10^2	102
P15j	2.98×10^2	107

P15f–P15j. Moreover, water contact angle studies demonstrated that the surface hydrophobicity of the polymers increased as the length of the lipidic side chains increased. In agreement with the results obtained by SEM, AFM and CA measurements, lipidic side chains were apparently oriented at the surface. Thus, a more homogeneous and highly hydrophobic layer with CA angle up to 107° (P15j) was formed with the increasing length of the chains. These values are higher than or comparable with the most of the well-known hydrophobic polymers such as polyethylene (96°), polypropylene (102.1°), paraffin (108.9°), *etc.*¹⁵

3. Conclusion

In conclusion, a convenient synthesis of 3-alkylthieno[3,2-*b*]thiophenes, important building blocks of various organic materials, with good yields has been developed. This new method reduces the four step cumbersome synthesis available in the literature to a simple two-step synthesis. The two steps, (i) synthesis of mono-ketone and (ii) ring-formation, had the yields between 65–92% and 75–90%, respectively, with overall yield between 77–90%. This convenient method led to the synthesis of a series of alkyl substituted thienothiophenes, varying from 1 to 12 carbons. SEM, AFM and contact angle (CA) analyses of their electropolymers on indium tin oxide (ITO) indicated that,

as the carbon chain of the alkyl group increases, lipidic side chains were apparently oriented at the surface, and more homogeneous and highly hydrophobic layer with CA angle up to 107° was obtained.

4. Experimental

4.1. Materials method

Cyclic voltammetry (CV) studies were performed using CH-Instruments Model 400A as a potentiostat. UV-Vis measurements were studied on Hitachi U-0080D. ^1H and ^{13}C NMR spectra were recorded on Varian model NMR (500 MHz). Proton and carbon chemical shifts were reported in ppm downfield from tetramethylsilane (TMS). Mass spectra were recorded on Bruker MICROTOFQ and Thermo LCQ-Deca ion trap mass instruments.

Scanning Electron Microscopy (SEM) images were recorded to examine the surface morphology of the samples using Hitachi SU 500 FEG-SEM instrument. Images were obtained at 10k and 20k magnifications in the range of 2.0–3.0 kV acceleration voltages, in high vacuum. Surface coating was not applied to samples to observe the morphology in their original form.

Atomic Force Microscopy (AFM) was used to determine the surface topology and morphology of the samples using Hitachi AFM5100N type instrument, which was operated under dynamic mode (DFM). In DFM mode, the tip implements intermittent contact to the sample surface to minimize the destructive lateral forces. Images were obtained by scanning 20×20 micron area, using SI-DF-3P2 (Hitachi) cantilever with a spring constant of 2.4 N m^{-1} at ambient temperature and humidity.

Contact angle (CA) measurements were conducted to determine the water wettability of the sample surfaces using a Kőrüss GmbH DSA-100 model instrument controlled with DS3210 software equipped with direct dosing system and high speed camera. CA measurements were performed using sessile drop technique. At each measurement, 5 mL of deionized water was placed on the surface. The CA values are average of 5 measurements with a standard deviation of $\pm 3^\circ$.



Spectroelectrochemistry of the polymers was investigated on ITO surface in monomer-free solution using a UV spectroscopy. The polymer coated ITO was placed into a quartz cuvette, filled with monomer-free electrolyte solution for UV-CV measurement. Pt and Ag wires were used as counter and reference electrodes, respectively. The changes in their absorbance of the polymers were measured *in situ* as a function of potential change, starting from 0 V, which was gradually increased up to 2.0 V.

4.2. Synthesis of mono ketones

1-(Thiophene-3-ylthio)propan-2-one (14a). To a solution of 3-bromothiophene **12** (2 g, 12.23 mmol) dissolved in dry diethylether (50 mL) was added *n*-BuLi (9.25 mL, 15.6 mmol, 1.6 M) by syringe at $-78\text{ }^{\circ}\text{C}$ under nitrogen atmosphere. After stirring the mixture for 50 min, elemental sulfur (0.41 g, 12.8 mmol) was added and it was left stirring for 50 min. Then, at the same temperature, chloroacetone (1.22 g, 13 mmol, 1.05 mL) was added by syringe and the reaction mixture was left stirring at room temperature for overnight. It was extracted with dichloromethane and washed successively with 10% aqueous Na_2CO_3 solution, brine and water, three times each. The organic layer was dried with Na_2SO_4 , filtered and the solvent was evaporated under reduced pressure. The crude product was purified by column chromatography using a hexane/dichloromethane (10 : 1) solvent system to give the title compound **14a** (1.36 g, 65%) as a colorless viscose liquid. IR: 1700 cm^{-1} (C=O); MS *m/z*: 173 ($\text{M}^+ + 1$). As it was found to be eye irritant, it was not further characterized and directly used for the next step.

The followings were similarly prepared.

1-(Thiophene-3-ylthio)butan-2-one (14b). The crude product was purified by column chromatography using a hexane/dichloromethane (10 : 1) solvent system to give the title compound **14b** (1.52 g, 67%) as a colorless viscose liquid. IR: 1700 cm^{-1} ; MS *m/z*: 185 ($\text{M}^+ + 1$). As it was found to be eye irritant, it was used for the next step without characterization.

1-(Thiophene-3-ylthio)pentan-2-one (14c). The crude product was purified by column chromatography using a hexane/dichloromethane (10 : 1) solvent system to give the title compound **14c** (1.76 g, 72%) as a colorless viscose liquid. IR: 1700 cm^{-1} ; $^1\text{H NMR}$ (500 MHz, CDCl_3) δ 7.33 (dd, $J = 5.0$ Hz, 3.0 Hz, 1H), 7.22 (dd, $J = 3.0$ Hz, 1.3 Hz, 1H), 7.03 (dd, $J = 5.0$ Hz, 1.3 Hz, 1H), 3.58 (s, 2H), 2.57 (t, $J = 7.3$ Hz, 2H), 1.60 (m, 2H), 0.91 (t, $J = 7.3$ Hz, 3H); $^{13}\text{C NMR}$ (126 MHz, CDCl_3) δ 205.6, 130.0, 129.6, 126.5, 125.0, 45.0, 42.5, 17.3, 13.7. As it was found to be eye irritant, it was used for the next step without further characterization.

1-(Thiophene-3-ylthio)hexan-2-one (14d). The crude product was purified by column chromatography using a hexane/dichloromethane (10 : 1) solvent system to give the title compound **14d** (1.83 g, 70%) as a colorless viscose liquid. IR: 1700 cm^{-1} ; $^1\text{H NMR}$ (500 MHz, CDCl_3) δ 7.33 (dd, $J = 5.0$ Hz, 3.0 Hz, 1H), 7.22 (dd, $J = 3.0$ Hz, 1.3 Hz, 1H), 7.03 (dd, $J = 5.0$ Hz, 1.3 Hz, 1H), 3.58 (s, 2H), 2.58 (t, $J = 7.4$ Hz, 2H), 1.56 (m, 2H), 1.29 (m, 2H), 0.90 (t, $J = 7.3$ Hz, 3H); $^{13}\text{C NMR}$ (126 MHz, CDCl_3) δ 205.7, 129.6, 128.7, 126.5, 125.0, 45.0, 40.4, 25.9, 22.2, 13.8. As

it was found to be eye irritant, it was used for the next step without further characterization.

5-Methyl-1-(thiophen-3-ylthio)hexan-2-one (14e). The crude product was purified by column chromatography using a hexane/dichloromethane (10 : 1) solvent system to give the title compound **14e** (2.10 g, 75%) as a brown viscose liquid. IR: 1700 cm^{-1} ; $^1\text{H NMR}$ (500 MHz, CDCl_3) δ 7.33 (dd, $J = 4.9$ Hz, 3.1 Hz, 1H), 7.23 (d, $J = 3.1$ Hz, 1H), 7.03 (d, $J = 4.9$ Hz, 1H), 3.59 (s, 2H), 2.58 (t, $J = 7.3$ Hz, 2H), 1.46 (m, $J = 1.51$ – 1.43 , 3H), 0.88 (d, $J = 6.4$ Hz, 6H). As it was found to be eye irritant, it was used for the next step without further characterization.

1-(Thiophene-3-ylthio)heptan-2-one (14f). The crude product was purified by crystallization from hexane to give the title compound **14f** (2.03 g, 73%) as a white powder. Mp = 41 – $42\text{ }^{\circ}\text{C}$; IR: 1700 cm^{-1} ; $^1\text{H NMR}$ (500 MHz, CDCl_3) δ (ppm) 7.33 (dd, $J = 4.9$ Hz, 3.1 Hz, 1H), 7.22 (dd, $J = 2.9$ Hz, 1.1 Hz, 1H), 7.03 (dd, $J = 5.0$ Hz, 1.0 Hz, 1H), 3.586 (s, 2H), 2.575 (t, $J = 7.4$ Hz, 2H), 1.28 (m, 4H), 0.89 (t, $J = 7.1$ Hz, 3H); $^{13}\text{C NMR}$ (126 MHz, CDCl_3) δ 205.7, 130.0, 129.6, 126.5, 125.0, 45.0, 40.6, 31.27, 23.5, 22.4, 13.88. MS *m/z*: 229.0 ($\text{M}^+ + 1$).

1-(Thiophene-3-ylthio)octan-2-one (14g). The crude product was purified by crystallization from hexane to give the title compound **14g** (2.28 g, 77%) as a white powder. $^1\text{H NMR}$ (500 MHz, CDCl_3) δ (ppm) 7.33 (dd, $J = 5.0$ Hz, 3.0 Hz, 1H), 7.22 (dd, $J = 3.0$ Hz, 1.3 Hz, 1H), 7.03 (dd, $J = 5.0$ Hz, 1.3 Hz, 1H), 3.58 (s, 2H), 2.58 (t, $J = 7.4$ Hz, 2H), 1.57 (m, 2H), 1.28 (m, 6H), 0.88 (t, $J = 6.9$ Hz, 3H); $^{13}\text{C NMR}$ (126 MHz, CDCl_3) δ 205.7, 130.0, 129.6, 126.5, 124.9, 45.0, 40.7, 31.5, 28.8, 23.8, 22.5, 14.0. MS *m/z*: 243.0 ($\text{M}^+ + 1$).

1-(Thiophene-3-ylthio)nonan-2-one (14h). The crude product was purified by crystallization from hexane to give the title compound **14h** (2.50 g, 80%) as a white powder. Mp = 58 – $59\text{ }^{\circ}\text{C}$; IR: 1700 cm^{-1} ; $^1\text{H NMR}$ (500 MHz, CDCl_3) δ 7.33 (dd, $J = 5.0$ Hz, 1.3 Hz, 1H), 7.22 (dd, $J = 3.0$ Hz, 1.3 Hz, 1H), 7.03 (dd, $J = 5.0$ Hz, 1.3 Hz, 1H), 3.58 (s, 2H), 2.57 (t, $J = 7.4$ Hz, 2H), 1.57 (m, 2H), 1.27 (m, 8H), 0.88 (t, $J = 7.0$ Hz, 3H); $^{13}\text{C NMR}$ (126 MHz, CDCl_3) δ 205.7, 130.1, 129.6, 126.5, 125.0, 45.0, 40.7, 31.6, 29.1, 29.0, 23.8, 22.6, 14.1. MS *m/z*: 257.0 ($\text{M}^+ + 1$).

1-(Thiophene-3-ylthio)decan-2-one (14i). The crude product was purified by crystallization from hexane to give the title compound **14i** (2.77 g, 84%) as a white powder. Mp = 58 – $60\text{ }^{\circ}\text{C}$; IR: 1700 cm^{-1} ; $^1\text{H NMR}$ (500 MHz, CDCl_3) δ 7.37 (dd, $J = 5.2$ Hz, 1.5 Hz, 1H), 7.25 (d, $J = 5.2$ Hz, 1H), 7.0 (dd, $J = 2.3$ Hz, 1.0 Hz, 1H), 2.74 (t, $J = 7.4$ Hz, 2H), 1.36 (m, 12H), 0.90 (t, $J = 7.0$ Hz, 3H); $^{13}\text{C NMR}$ (126 MHz, CDCl_3) δ 205.7, 130.0, 129.6, 126.5, 125.0, 45.0, 40.7, 31.8, 29.3, 29.1, 29.1, 23.8, 22.6, 14.1. MS *m/z*: 271.2 ($\text{M}^+ + 1$).

1-(Thiophen-3-ylthio)undecan-2-one (14j). The crude product was purified by crystallization from hexane to give the title compound **14j** (3.20 g, 92%) as a white powder. Mp = 65 – $66\text{ }^{\circ}\text{C}$; IR: 1700 cm^{-1} ; $^1\text{H NMR}$ (600 MHz, Acetone- d_6) δ 7.33 (dd, $J = 5.0$ Hz, 3.0 Hz, 1H), 7.22 (dd, $J = 3.0$ Hz, 1.3 Hz, 1H), 7.03 (dd, $J = 3.0$ Hz, 1.3 Hz, 1H), 3.58 (s, 2H), 2.57 (t, $J = 7.4$ Hz, 2H), 1.56 (m, 2H), 1.26 (m, 12H), 0.89 (t, $J = 7.0$ Hz, 3H); $^{13}\text{C NMR}$ (150 MHz, Acetone- d_6) δ 205.8, 130.0, 129.6, 126.5, 125.0, 45.0, 40.7, 31.8, 30.9, 29.4, 29.2, 29.1, 23.8, 22.6, 14.1; MS *m/z*: 285.0 ($\text{M}^+ + 1$).



1-(Thiophen-3-ylthio)tetradecan-2-one (14k). The crude product was purified by column chromatography using hexane as a solvent to give the title compound **14k** (3.20 g, 92%) as a white powder. Mp = 72–74 °C; ^1H NMR (500 MHz, CDCl_3) δ 7.33 (dd, $J = 5.0, 3.0$ Hz, 1H), 7.22 (dd, $J = 3.0, 1.3$ Hz, 1H), 7.03 (dd, $J = 5.0, 1.3$ Hz, 1H), 3.58 (s, 2H), 2.57 (t, $J = 7.4$ Hz, 2H), 1.32–1.20 (m, 18H), 0.91–0.85 (m, 5H). ^{13}C NMR (126 MHz, CDCl_3) δ 205.7, 129.5, 126.5, 125.8, 125.4, 124.9, 124.6, 120.7, 45.0, 40.6, 31.9, 29.6, 29.4, 29.3, 29.1, 23.8, 22.6, 14.1.

4.3. Synthesis of TTs

3-Methylthieno[3,2-*b*]thiophene (15a). To a hot solution of polyphosphoric acid (135 °C, PPA) (5.87 g) was added 14a (0.7 g, 0.004 mol) dissolved in chlorobenzene (5 mL) and the reaction mixture was stirred for 24 h, after which the solvent was evaporated under reduced pressure. It was then extracted successively with dichloromethane, Na_2CO_3 (10%), brine and water, three times each. Organic layer was dried with sodium sulfate, filtered and the solvent was evaporated under reduced pressure. The crude product was purified by column chromatography using hexane as a solvent to give the title compound **15a** (0.46 g, 75%) as a colorless viscose liquid. ^1H NMR (600 MHz, CDCl_3) δ 7.39 (d, $J = 5.2$ Hz, 1H), 7.27 (d, $J = 5.1$ Hz, 1H), 7.014 (s, 1H), 2.410 (s, 3H); ^{13}C NMR (150 MHz, CDCl_3) δ 140.9, 138.6, 129.6, 126.7, 122.4, 120.1, 14.9. MS m/z : 155 ($\text{M}^+ + 1$).

The following were similarly prepared.

3-Ethylthieno[3,2-*b*]thiophene (15b). The crude product was purified by column chromatography using hexane as a solvent to give the title compound **15b** (0.53 g, 78%) as a colorless viscose liquid. ^1H NMR (500 MHz, CDCl_3) δ 7.38 (dd, $J = 5.2$ Hz, 1.6 Hz, 1H), 7.26 (d, $J = 5.2$ Hz, 1H), 7.02 (s, 1H), 2.79 (m, 2H), 0.91 (t, $J = 7.0$ Hz, 3H); ^{13}C NMR (126 MHz, CDCl_3) δ 139.8, 138.7, 136.2, 126.6, 121.1, 119.9, 23.1, 13.1. MS m/z : 169 ($\text{M}^+ + 1$). HRESIMS: $\text{M}^+ + 1$, found 169.01382. $\text{C}_8\text{H}_9\text{S}_2$ requires 169.01402.

3-Propylthieno[3,2-*b*]thiophene (15c). The crude product was purified by column chromatography using hexane as a solvent to give the title compound **15c** (0.62 g, 85%) as a colorless viscose liquid. ^1H NMR (500 MHz, CDCl_3) δ (ppm) 7.37 (dd, $J = 5.2$ Hz, 1.5 Hz, 1H), 7.26 (dd, $J = 5.2$ Hz, 1H), 7.02 (d, $J = 1.1$ Hz, 1H), 2.73 (t, $J = 7.2$ Hz, 2H), 1.81 (m, 2H), 1.016 (t, $J = 7.3$ Hz, 3H); ^{13}C NMR (126 MHz, CDCl_3) δ 139.9, 138.7, 134.6, 126.5, 121.8, 119.9, 32.0, 21.9, 14.0. MS m/z : 182 (M^+).

3-Butylthieno[3,2-*b*]thiophene (15d). The crude product was purified by column chromatography using hexane as a solvent to give the title compound **15d** (0.64 g, 82%) as a colorless viscose liquid. ^1H NMR (500 MHz, CDCl_3) δ 7.37 (dd, $J = 5.2$ Hz, 1.5 Hz, 1H), 7.26 (dd, $J = 5.2$ Hz, 1.5 Hz, 1H), 7.02 (s, 1H), 2.77 (t, $J = 5.7$ Hz, 2H), 1.78 (m, 2H), 1.45 (m, 2H), 1.00 (t, $J = 7.3$ Hz, 3H); ^{13}C NMR (126 MHz, CDCl_3) δ 139.9, 138.7, 134.8, 126.5, 121.7, 119.9, 30.7, 29.6, 22.4, 13.9. MS m/z : 197 ($\text{M}^+ + 1$). HRESIMS: $\text{M}^+ + 1$, found 197.04529. $\text{C}_{10}\text{H}_{13}\text{S}_2$ requires 197.04532.

3-Isopentylthieno[3,2-*b*]thiophene (15e). The crude product was purified by column chromatography using hexane as a solvent to give the title compound **15e** (0.76 g, 90%) as a colorless viscose liquid. ^1H NMR (500 MHz, CDCl_3) δ 7.37 (d, $J = 5.2$ Hz, 1H), 7.25 (d, $J = 5.2$ Hz, 1H), 7.01 (s, 1H), 2.75 (t, $J = 5.7$ Hz, 2H), 1.65 (m, 3H), 0.98 (d, $J = 5.7$ Hz, 6H); ^{13}C NMR (126 MHz, CDCl_3) δ 139.9, 138.7, 134.9, 126.6, 121.6, 119.9, 37.6, 27.8, 27.7, 22.5; MS m/z : 211 ($\text{M}^+ + 1$). HRESIMS: $\text{M}^+ + 1$, found 211.06071. $\text{C}_{11}\text{H}_{15}\text{S}_2$ requires 211.06097.

3-Pentylthieno[3,2-*b*]thiophene (15f). The crude product was purified by column chromatography using hexane as a solvent to give the title compound **15f** (0.72 g, 85%) as a colorless viscose liquid. ^1H NMR (500 MHz, CDCl_3) δ (ppm) 7.37 (dd, $J = 5.2$ Hz, 1.5 Hz, 1H), 7.26 (d, $J = 5.2$ Hz, 1H), 7.01 (d, $J = 1.5$ Hz, 1H), 2.75 (t, $J = 5.7$ Hz, 2H), 1.78 (m, 2H), 1.38 (m, 4H), 0.93 (t, $J = 7.1$ Hz, 3H); ^{13}C NMR (126 MHz, CDCl_3) δ 140.0, 138.7, 134.9, 126.5, 121.7, 119.9, 31.6, 29.9, 28.3, 22.5, 14.0. MS m/z : 212 (M^+).

3-Hexylthieno[3,2-*b*]thiophene (15g). The crude product was purified by column chromatography using hexane as a solvent to give the title compound **15g** (0.74 g, 83%) as a colorless viscose liquid. ^1H NMR (500 MHz, CDCl_3) δ 7.37 (dd, $J = 5.2$ Hz, 1.5 Hz, 1H), 7.25 (d, $J = 5.2$ Hz, 1H), 7.0 (dd, $J = 2.3$ Hz, 1.0 Hz, 1H), 2.74 (t, $J = 5.7$ Hz, 2H), 1.36 (m, 8H), 0.90 (t, $J = 7.0$ Hz, 3H); ^{13}C NMR (126 MHz, CDCl_3) δ 140.0, 138.7, 134.9, 126.5, 121.7, 119.9, 31.6, 30.0, 29.1, 28.6, 22.6, 14.1; MS m/z : 225 ($\text{M}^+ + 1$).

3-Heptylthieno[3,2-*b*]thiophene (15h). The crude product was purified by column chromatography using hexane as a solvent to give the title compound **15h** (0.73 g, 77%) as a colorless viscose liquid. ^1H NMR (500 MHz, CDCl_3) δ 7.37 (dd, $J = 5.2$ Hz, 1.3 Hz, 1H), 7.26 (d, $J = 5.2$ Hz, 1H), 7.01 (d, $J = 1.3$ Hz, 1H), 2.75 (t, $J = 5.7$ Hz, 2H), 1.78 (m, 2H), 1.31 (m, 8H), 0.90 (t, $J = 7.0$ Hz, 3H); ^{13}C NMR (126 MHz, CDCl_3) δ 138.7, 134.9, 126.5, 124.6, 121.7, 119.9, 31.8, 30.0, 29.3, 29.1, 28.6, 22.7, 14.1; MS m/z : 239 ($\text{M}^+ + 1$).

3-Octylthieno[3,2-*b*]thiophene (15i). The crude product was purified by column chromatography using hexane as a solvent to give the title compound **15i** (0.80 g, 79%) as a colorless viscose liquid. ^1H NMR (500 MHz, CDCl_3) δ 7.37 (dd, $J = 5.2$ Hz, 1.3 Hz, 1H), 7.25 (d, $J = 5.2$ Hz, 1H), 7.0 (d, $J = 1.3$ Hz, 1H), 2.75 (t, $J = 7.7$ Hz, 2H), 1.77 (m, 2H), 1.32 (m, 10H), 0.89 (t, $J = 7.0$ Hz, 3H); ^{13}C NMR (126 MHz, CDCl_3) δ 139.9, 138.7, 134.9, 126.5, 121.7, 119.9, 31.9, 30.0, 29.4, 29.4, 29.2, 28.6, 22.7, 14.1; MS m/z : 253 ($\text{M}^+ + 1$).

3-Nonylthieno[3,2-*b*]thiophene (15j). The crude product was purified by column chromatography using hexane as a solvent to give the title compound **15j** (0.93 g, 87%) as a colorless viscose liquid. ^1H NMR (600 MHz, CDCl_3) δ 7.37 (dd, $J = 5.3$ Hz, 1.3 Hz, 1H), 7.26 (d, $J = 5.3$ Hz, 1H), 7.01 (s, 1H), 2.75 (t, $J = 7.7$ Hz, 2H), 1.78 (m, 2H), 1.35 (m, 12H), 0.91 (t, $J = 6.9$ Hz, 3H); ^{13}C NMR (150 MHz, CDCl_3) 140.0, 138.7, 134.9, 126.5, 121.7, 119.9, 31.9, 30.0, 29.5, 29.4, 29.39, 29.3, 28.6, 22.7, 14.1; MS m/z : 267 ($\text{M}^+ + 1$).

3-Dodecylthieno[3,2-*b*]thiophene (15k). The crude product was purified by column chromatography using hexane as a solvent to give the title compound **15k** (1.11 g, 90%) as a colorless viscose liquid. ^1H NMR (500 MHz, CDCl_3) δ 7.37 (dd, $J = 5.2, 1.5$ Hz, 1H), 7.26 (d, $J = 5.2$ Hz, 1H), 7.01 (s, 1H), 2.75 (t, $J = 7.4$ Hz, 2H), 1.81–1.74 (m, 2H), 1.41–1.24 (m, 18H), 0.91 (t, $J = 6.8$ Hz, 3H). ^{13}C NMR (126 MHz, CDCl_3) δ 139.95, 138.69, 134.89, 126.53, 121.68, 119.89, 31.93, 29.97, 29.68, 29.66, 29.65, 29.57,



29.41, 29.38, 29.36, 28.61, 22.70, 14.13. HRESIMS: $M^+ + 1$, found 309.17025. $C_{18}H_{29}S_2$ requires 309.17052.

Conflicts of interest

The authors declare no conflicts of interest.

Acknowledgements

We thank TUBITAK for supporting this work (216Z041), Istanbul Technical University for grant to KTI (MSc), YOK 100/2000 (ST) and Unsped Global Lojistik, Turkey, for financial support.

References

- (a) J. Wang, K. Liu, L. Ma and X. Zhan, *Chem. Rev.*, 2016, **116**, 14675–14725; (b) X. Gao and Z. Zhao, *Sci. China: Chem.*, 2015, **58**, 947–968; (c) H. Dong, W. Hu and D. Zhu, *Chem. Rev.*, 2012, **112**, 2208; (d) A. Facchetti, *Chem. Mater.*, 2011, **23**, 733–758; (e) G. Turkoglu, M. E. Cinar and T. Ozturk, *Top. Curr. Chem.*, 2017, **375**, 84–129; (f) A. Mishra and P. Bauerle, *Angew. Chem., Int. Ed.*, 2012, **51**, 2020–2067; (g) S. Gunes, H. Neugebauer and N. S. Sariciftci, *Chem. Rev.*, 2007, **107**, 1324–1338; (h) T. Ozturk, E. Ertas and O. Mert, *Tetrahedron*, 2005, **61**, 11055–11077.
- A. C. Arias, J. D. MacKenzie, I. McCulloch, J. Rivnay and A. Salleo, *Chem. Rev.*, 2010, **110**, 3–24.
- (a) E. Bundgaard, M. Helgesen, J. E. Carlé, F. C. Krebs and M. Jørgensen, *Chem. Phys.*, 2013, **214**, 1546–1558; (b) M. Manceau, E. Bundgaard, J. E. Carlé, O. Hagemann, M. Helgesen, R. Søndergaard, M. Jørgensen and F. C. Krebs, *J. Mater. Chem.*, 2011, **21**, 4132–4141.
- (a) M. Kertesz, C. H. Choi and S. Yang, *Chem. Rev.*, 2005, **105**, 3448–3481; (b) I. F. Perepichka and D. F. Perepichka, *Handbook of Thiophene-based Materials: Applications in Organic Electronics and Photonics*, John Wiley & Sons, Chichester, UK, 2009; (c) R. McCullough, *Adv. Mater.*, 1998, **10**, 93–116; (d) J. Roncali, *Chem. Rev.*, 1997, **97**, 173–206.
- (a) M. E. Cinar and T. Ozturk, *Chem. Rev.*, 2015, **115**, 3036–3140; (b) M. E. Cinar and T. Ozturk, *Top. Heterocycl. Chem.*, 2015, **39**, 161–202; (c) P. Kumaresan, S. Vegiraju, Y. Ezhumalai, S. L. Yau, C. Kim, W. Wen-Hsi Lee and M. Chen, *Polymers*, 2014, **6**, 2645–2669; (d) A. C. Arias, J. D. MacKenzie, I. McCulloch, J. Rivnay and A. Salleo, *Chem. Rev.*, 2010, **110**, 3–24; (e) P. J. Skabara, in *Handbook of thiophene-based materials*, ed. I. F. Perepichka and D. F. Perepichka, Wiley, Chichester, 2009, Ch. 3.
- A. Marrocchi, D. Lanari, A. Facchetti and L. Vaccaro, *Energy Environ. Sci.*, 2012, **5**, 8457–8474.
- (a) Z. Xiao, J. Subbiah, K. Sun, D. J. Jones, A. B. Holmes and W. W. Wong, *Polym. Chem.*, 2014, **5**, 6710–6717; (b) X. Wang, Z. G. Zhang, H. Luo, S. Chen, S. Yu, H. Wang, X. Li, G. Yu and Y. Li, *Polym. Chem.*, 2014, **5**, 502–511; (c) Y. Lia, L. Chen, Y. Chen, C. Li, P. Zhang, L. Gao, X. Yang, Y. Tu and X. Zhu, *Sol. Energy Mater. Sol. Cells*, 2013, **108**, 136–145; (d) X. Guo, M. Zhang, L. Huo, F. Xu and Y. Wu, *J. Mater. Chem.*, 2012, **22**, 21024–21031; (e) W. Tang, L. Ke, L. Tan, T. Lin, T. Kietzke and Z. Chen, *Macromolecules*, 2007, **40**, 6164–6171; (f) M. He and F. Zhang, *J. Org. Chem.*, 2007, **72**, 442–451; (g) X. Zhang, M. Köhler and A. Matzger, *Macromolecules*, 2004, **37**, 6306–6315.
- H. Liu, F. Wu, B. Zhao, L. Meng, G. Wang, J. Zhang, P. Shen and B. Tan, *Dyes Pigm.*, 2015, **120**, 44–51.
- X. Zong, M. Liang, T. Chen, J. Jia, L. Wang, Z. Sun and S. Xue, *Chem. Commun.*, 2012, **48**, 66–6647.
- J. H. Kim, S. Wood, J. B. Park, J. Wade, M. Song, S. C. Yoon, I. H. J. Jung, J. S. Kim and D. H. Hwang, *Adv. Funct. Mater.*, 2016, **26**, 1517–1525.
- D. Gao, K. Tian, W. Zhang, J. Huang, Z. Chen, Z. Mao and G. Yu, *Polym. Chem.*, 2016, **7**, 4046–4052.
- (a) J. C. Bijleveld, R. A. M. Verstrijden, M. M. Wienk and R. A. J. Janssen, *J. Mater. Chem.*, 2011, **21**, 9224; (b) W. Li, Y. Guo, J. Shi, H. Yu, H. Meng, *Macromolecules*, **49**, 7211–7219.
- (a) M. E. Cinar, S. T. Cankaya, A. Capan, M. S. Eroglu and T. Ozturk, *Eur. Polym. J.*, 2018, **104**, 72–80; (b) I. Osken, O. Sahin, A. S. Gundogan, H. Bildirir, A. Capan, E. Ertas, M. S. Eroglu, J. D. Wallis and T. Ozturk, *Tetrahedron*, 2012, **68**, 1216–1222; (c) A. Capan, H. Veisi, A. C. Goren and T. Ozturk, *Macromolecules*, 2012, **45**, 8228–8236; (d) I. Osken, A. S. Gundogan, E. Tekin, M. S. Eroglu and T. Ozturk, *Macromolecules*, 2013, **46**, 9202–9210; (e) C. Kutahya, A. Allushi, R. Isci, J. Kreutzer, T. Ozturk, G. Yilmaz and Y. Yagci, *Macromolecules*, 2017, **50**, 6903–6910; (f) T. Ozturk, *Tetrahedron Lett.*, 1996, **37**, 2821–2824; (g) E. Ertas and T. Ozturk, *J. Chem. Soc., Chem. Commun.*, 2000, 2039–2040; (h) T. Ozturk, N. Saygili, S. Ozkara, M. Pilkington, C. R. Rice, D. A. Tranter, F. Turksay and J. D. Wallis, *J. Chem. Soc., Perkin Trans. 1*, 2001, **1**, 407–414; (i) F. Turksay, J. D. Wallis, U. Tunca and T. Ozturk, *Tetrahedron*, 2003, **59**, 8012–8116; (j) O. Mert, E. Sahin, E. Ertas, T. Ozturk, E. A. Aydin and L. Toppare, *J. Electroanal. Chem.*, 2006, **591**, 53–58; (k) G. Turkoglu, M. E. Cinar, A. Buyruk, E. Tekin, S. P. Mucur, K. Kaya and T. Ozturk, *J. Mater. Chem. C*, 2016, **4**, 6045–6053.
- D. R. Rutherford, J. K. Stille, C. M. Elliott and V. R. Reichert, *Macromolecules*, 1992, **25**, 2294–2306.
- https://www.accudynetest.com/polytable_03.html?sortBy=contact_angle.

