



Cite this: *Green Chem.*, 2021, **23**, 7458

Furan platform chemicals beyond fuels and plastics

Roman Bielski  ^{*a,b} and Grzegorz Gryniewicz  ^{*c}

Herein, we offer some perspective on the metamorphosis that has already begun to take place in substantial parts of the chemical industry, *i.e.*, a switch from traditional resources such as crude oil to biomass. This change requires the workhorse of chemical reactants and petroleum refineries to be replaced with biorefineries. The present perspective offers a brief look at the manufacture and uses of furan platform chemicals (FPCs) directly available from biomass (furfural and 5-hydroxy-methylfurfural). Next, we discuss the difficulties encountered when a secondary FPC, 2,5-furandicarboxylic acid, moves from the lab to large-scale manufacture. The main purpose of the present article is to show the spectacular range of compounds that can be economically synthesized from biomass *via* FPCs. The fate of selected FPCs and their potential are shown herein as an example only, where many more simple or complex chemicals can be obtained. We believe that there are excellent applications of bio-based materials besides the broadly promoted manufacture of fuels and monomers. This perspective looks at the types of reactions applicable to FPCs and a variety of methods for the synthesis of chiral furans.

Received 7th July 2021,
Accepted 25th August 2021

DOI: 10.1039/d1gc02402g

rs.c.li/greenchem

^aWilkes University, Dept Pharmaceutical Sciences, Wilkes-Barre, PA, 18766, USA

^bChemventive, LLC, Chadds Ford, PA, 19317, USA. E-mail: bielski1@verizon.net

^cProfessor Emeritus (Pharmaceutical Research Institute), Rydygiera 8, 01-793 Warsaw, Poland. E-mail: grynicz@gmail.com



Roman Bielski

Roman Bielski was born in Katowice, Poland. He holds a Master's Degree in Chemical Engineering from Warsaw University of Technology (1970) and a Ph.D. in Organic Chemistry from the Institute of Organic Chemistry, Polish Academy of Sciences (1974). He was a Post-Doctoral Fellow at Imperial College, London with Sir Derek Barton (1976–1978). He worked in academia at Warsaw Agricultural University

(1978–1987), Lehigh University (1987–8) and Cornell University (1988–1992). He co-founded several small companies (Petramec, Petrotraces, Attochrom/Biotraces, Cheminnolab, and Biosynthon). At present, he is one of two partners in Chemventive, LLC, one of two partners in Biosynthon, Inc. and an Adjunct Professor at Wilkes University. He is a member of the Chemical Consultants Network (Chair 2015–2016).



Grzegorz Gryniewicz

Grzegorz Gryniewicz was born in Czestochowa, Poland. He holds a Ph.D. in Chemistry {Chemistry Department, University of Warsaw (1968)} and D.Sc. (habilitation) {Institute of Organic Chemistry, Polish Academy of Sciences (IChO PAN, 1979)}. He became a Titular Professor in 1992. He was affiliated with IChO PAN (1962–1982) and the Pharmaceutical Research Institute in Warsaw since 1984.

He retired recently. He co-authored over 200 publications, over 3 dozen review articles and more than 60 patents. His awards include the T. Sendzimir Memorial Medal (2000), S. Biniecki Memorial Medal (2006), Officer Cross of Merite de L'Invention at Eureka Exhibition in Brussels (2009), and Kostanecki Medal of the Polish Chemical Society for Achievements in Organic Chemistry (2014). His research interests include organic synthesis, natural products chemistry, medicinal chemistry, and analytical chemistry.

1. Introduction

The first humans to generate heat used biomass. Burning dry wood and cellulose-based materials was perhaps not very effective, but as far as we know, this was not an issue. Thousands of years later, better sources of heat such as coal, crude oil and natural gas were discovered. Crude oil and natural gas have been utilized as (a) sources of fuels and (b) chemical industrial substrates for about 150 years during the booming chemical industry period. However, the use of these materials for combustion, and even household and construction materials is becoming less acceptable. Thus, currently, a potential alternative for these applications is biomass.^{1,2}

During the 20th century, chemical and related industries relied almost exclusively on fossil carbon feedstock. This has created an impressive collection of materials designed as fuels, solvents, commodity chemicals, polymers, *etc.*, manufactured at multimillion ton quantities annually.^{3,4} The excessive emissions of carbon dioxide and discharge of enormous amounts of plastic and chemical waste into the environment are some consequences of this rather irresponsible exploitation of natural resources. Thus, this practice has proven to be catastrophic for the planetary equilibrium, endangering the biodiversity and future of mankind.

Consequently, it is generally agreed that a change in attitude is necessary. One of the integral parts of the change is accepting the postulates of the circular economy (CE). Utilizing plant-derived or waste-derived biomass fits perfectly into this concept, leading to a current technological revolution. This revolution is the consequence of a transition from thermo-chemical refineries based on the recovery of energy to novel solutions designed for manufacturing of chemicals. It must be emphasized that new solutions must follow the rules of atom economy and green chemistry, also warranting biodegradability and/or recirculation.^{5,6}

Recently, novel methods for the treatment of lignocellulosic biomass (LCB) have been developed, allowing the synthesis of excellent, multipurpose fuels. These fuels contain oxygen atoms in already combusted molecules, offer the optimal composition of exhaust gases, which can be custom designed. It seems that biomass-derived fuels will replace petrochemicals, at least for some transition period. However, any practical heat generating combustion (excluding that of hydrogen) produces CO₂. Thus, despite the fact that biomass is renewable, relevant bio-fuels will eventually be terminated, with the future relying on green energy sources.⁷⁻⁹

In the last two decades, LCB has become a formidable but sustainable alternative to natural gas and crude oil as a chemical industry starting material. This applies particularly to carbohydrate feedstocks suitable for further biotechnological or chemical transformations. Considering that the annual growth of biomass (globally amounting to 10¹¹ tons) can supply the needs of the carbon-based chemical industry, the paramount problem of fossil carbon depletion may be addressed.¹⁰⁻¹²

It is clear that the transfer from refinery to bio-refinery (the term commonly referring to LCB stock, rather than to applied processes) has already begun to happen. However, the question is which bio-refinery will be with us, for example, in the next 30 years. We believe that a very small part of bio-refineries will produce customized fuels. Significantly, a larger part will produce monomers for the manufacture of biodegradable polymers. Furthermore, an even larger part of bio-refineries will react biomass (polysaccharides, monosaccharides, lignocelluloses, *etc.*) to produce 5-hydroxymethylfurfural (HMF), furfural (FUR), levulinic acid, *etc.*, and perhaps, chiral, enantiopure entities much less complex than pentoses or hexoses. Many new, spectacular applications of biotechnology and chemical innovations based on chemocatalysis and molecular devices are implicated in energy transfer coupling to chemical cycles,^{13,14} suggesting that both chemo and bio-catalytic approaches can be economically viable in specific cases.

Biomass polysaccharides consist (after the hydrolysis of macromolecules) of only C-5 (pentoses) and C-6 (hexoses) monosaccharides. Consequently, relevant products directly derived from bio-refineries have either 5 (FUR) or 6 (HMF) carbon atoms. Of course, the initial bio-refinery products can be reacted further to produce compounds possessing any number of carbon atoms. Biomass-derived materials are single products or very simple mixtures. This is also true when non-sugar lignocellulosic materials are used as reactants. Isolating single components from bio-refinery products is relatively easy. It should be noted that while only a few chemicals are derived directly from biomass (each can start a new cascade of derivatives), crude oil consists of a plethora of compounds. The fact that most petrochemical products are mixtures is not important for materials to be combusted but essential for the reactants of chemical processes. Another advantage of biomass-derived compounds is that many of the formed compounds belong to furans. They are more functionalized than crude oil-derived hydrocarbons but significantly less functionalized than carbohydrates, and thus they are excellent chemical industry reactants.¹⁵⁻¹⁷

Many experts believe that the most effective use of biomass is the synthesis of monomers for the manufacture of biodegradable polymers. 2,5-Furandicarboxylic acid (FDCA) and related diols {2,5-dihydroxymethylfuran (DHMF), 2,5-dihydroxymethyltetrahydrofuran (DHMTHF), furan-derived aliphatic C₄-C₆ diols and diamines} are exceptionally promising monomers. However, an issue is that the manufacture of some of these compounds is more difficult than expected. Considering that furan-derived polymers including FDCA offer several advantages such as biodegradability over terephthalic acid (and other benzene-containing monomers)-based polymers, one can hope that effective chemical or bio-catalysts will be found. At present, FDCA is not yet a viable replacement for terephthalic acid (TPA).¹⁸

It seems that there is a third option (other than fuels and polymers) allowing the economical utilization of biomass-derived compounds. While this option has been proposed in some reviews,¹⁹⁻²² we believe that it has not been sufficiently

promoted. Many of the biomass-derived products are wonderful substrates for the synthesis of a multitude of valuable materials. Their annual demand may be as small as a few kilograms to as large as thousands of tons. The value of the relevant markets varies dramatically and can be measured in billions of dollars. Potential products include pharmaceuticals, fragrances, nutraceuticals, alkaloids, amino acids, pheromones, specialty chemicals, *etc.* However, although the technical feasibility of manufacturing chemicals from LCB has been validated, some recently elaborated processes (both chemo and bio-catalytic) experience serious scaling up and commercialization problems.^{23,24}

The main purpose of this perspective is to convince readers that taking advantage of biorefinery-derived chemicals as synthetic substrates is a highly economic possibility and a good alternative not only to fuels and plastic monomers from biorefineries but also hydrocarbon refineries. Reviewing all possible products derived from bio-refineries would make this perspective very long. Thus, to make it more manageable, we selected furan platform chemicals (FPCs) as examples. Note that many more valuable chemicals can be obtained. In the following text, we briefly discuss the manufacture of primary furan platform chemicals (FUR and HMF) and the manufacture of, arguably, the most important secondary FPC, FDCA, as an example of difficulties encountered when scaling up the monomer production. Next, we look at procedures that can be applied directly to biomass carbohydrates or derived compounds (such as HMF and FUR), leading to enantiopure, chiral furan derivatives. Finally, we briefly list selected reactions applicable to FPC-based substrates.

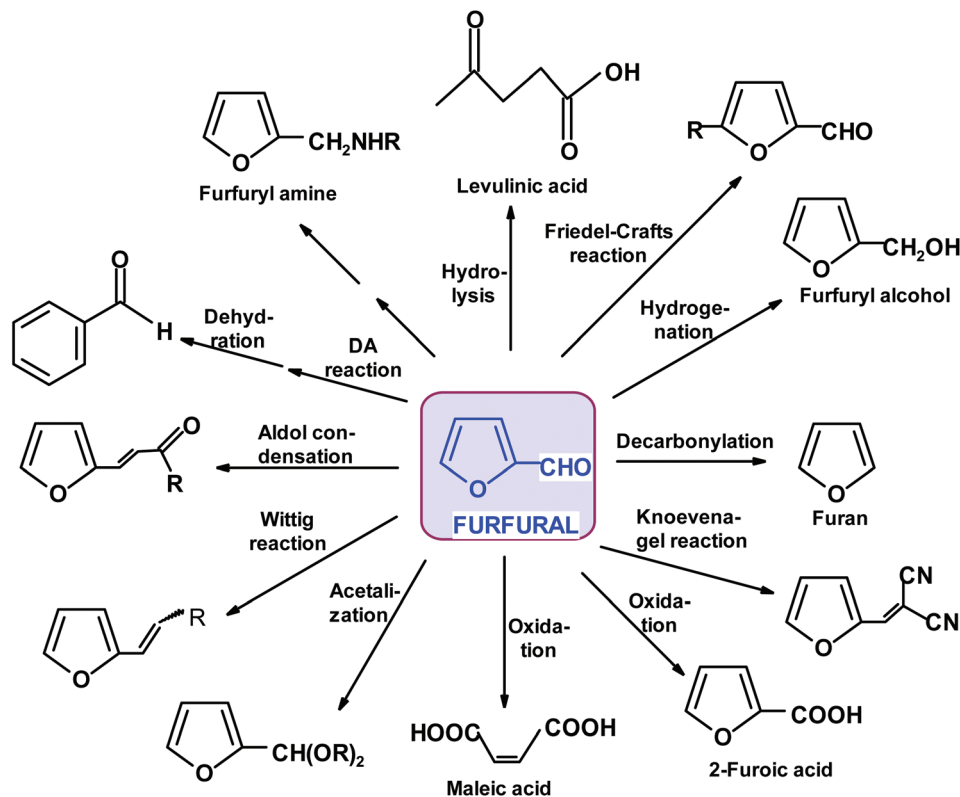
2. Primary furan platform chemicals, their manufacture, and synthetic potential

2.1. Primary FPC – furfural (FUR)

Remarkably, furfural (FUR) was discovered as an individual oily entity in 1821 by J.W. Döbereiner during his experiments on ants and the oxidation of sugar substrates to formic acid and described in 1832.²⁵ Döbereiner's observations on "artificial oil of ants", as it was first called, were further investigated by a number of followers. An account of these historical developments can be found in Dunlop's monograph and some later reviews.^{26–28} The industrial production of furfural started in Cedar Rapids, Iowa, exactly 100 years later (in 1921), as a consequence of a coincidental excess of oat hulls and availability of redundant pressure cookers in the Quaker Oats Company plant manufacturing rolled oats.²⁹ The batch sulfuric acid-catalyzed process was conducted in a pressure vessel at an elevated temperature. This process, after certain modifications, was introduced in China (Westpro – Huaxia technology)^{30,31} and is still used in FUR-producing countries (USA, Dominican Republic, China, South Africa, France, and Germany). It is based on a biomass feedstock such as corn cobs, oats, cotton-

seeds, rice hulls, rye, barley, and wheat straw; sugarcane bagasse or birch wood residues.^{32–36} An alternative, the Rosenlew continuous process, which does not use catalysts, is currently of minor economic significance but evokes interest in Brazil, where the large sugar manufacturing industry leaves over 75 million tons of bagasse annually.³⁷ The requirement for raw material is simple, namely, it should have a considerably high content of hydrolysable hemicelluloses, such as branched xylans with a relatively low polymerization degree, which makes it more susceptible to hydrolysis. The remaining constituents of common lignocellulosic biomass (cellulose and lignin materials) should not be affected by the applied reaction conditions, even for a long period of time.^{38–40} Initially, FUR found application as a solvent for various organic materials and resins, for the production of sand binders in the foundry industry, and as a fungicide, insecticide and nematocide. Gradually its significance increased with the development of the petroleum industry, where it became indispensable as a selective solvent for cracking and reforming processes. Presently, *ca.* 400 thousand tons per annum of FUR is produced globally, mainly in China, with current prices fluctuating between 800 and 1600 € per ton. The current FUR market value is estimated to be \$1.8 billion and is growing steadily at 5% annually. Approximately 70% of current production is consumed by the chemical industry for conversion into furfuryl alcohol (FA), other solvents {tetrahydrofuran (THF) and 2-methyltetrahydrofuran (MTHF)}, fuel additives and monomeric components for the manufacture of polymeric materials and chemical intermediates for various synthetic applications (Scheme 1).^{41–43}

Various R&D (research and development) studies reported all types of improvements in the manufacture of FUR resulting from detailed examinations of the chemistry, kinetics, catalytic effects, energy, mass transfer, *etc.* involved in the reaction.^{44–46} Presently, the yields achievable in industry are around 50% based on the monomeric pentose content in the hemicellulose raw material. However, it should be considered that *ca.* 30 t of steam for 1 t of product is needed to strip it from the reactor before it is lost to side reactions. The pentosane hydrolysis to D-xylene step is relatively slow in comparison to the isomerization and dehydration reactions of pentose. It must be emphasized that at any time FUR is present in a reactor, it can be lost to acetal formation *via* its reaction with hydroxyl group-rich sugar substrates. These condensates are susceptible to further polymerization, leading to insoluble humins. Consequently, the transformation of carbohydrates to furans still remains an open research field ripe for radical innovations, which can take advantage of new catalysts or process design, aiming at the effective separation of the desired reaction products from the unreacted biomass components.^{47,48} Two distinct lines of process research exist, starting from entirely different feedstocks. The first one, traditionally uses agricultural feedstocks, which require pretreatment to liberate hemicellulosic pentosanes before the application of homogeneous catalysts in the form of mineral or organic acids, metal salts solutions or ionic liquids. A recent study⁴⁸ recommended simultaneous LCB frac-

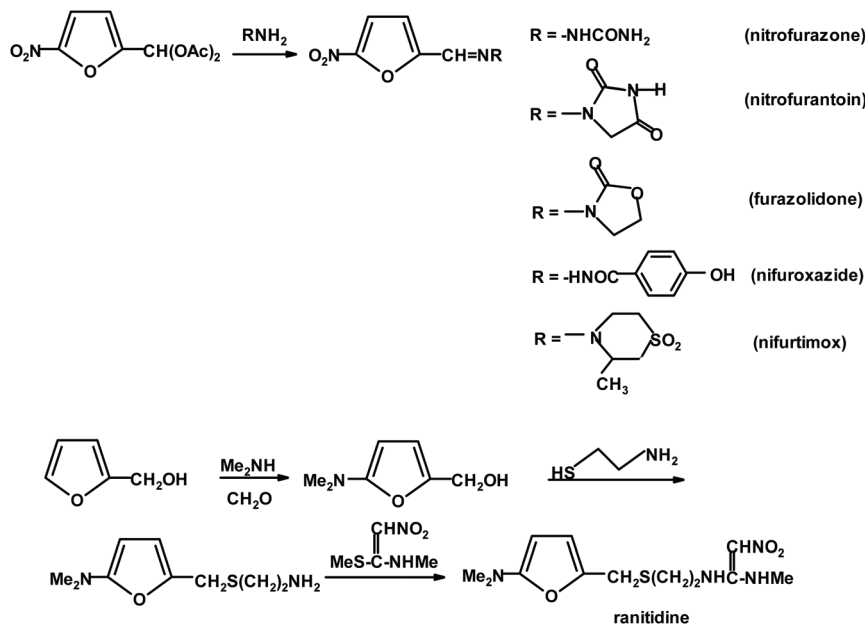


Scheme 1 Major products formed directly (or almost directly) from furfural.

tionation and conversion as a one-pot operation using a biphasic solvent system composed of choline chloride and methyl isobutyl ketone at 170 °C (0.6% sulfuric acid; 60 min for 10.7% feedstock weight). The process solubilizes xylans and converts them to FUR (84% yield). FUR is distilled off, while the solvents extract lignans and the resultant separable pulp is highly enriched with cellulose, which can be further biocatalytically converted to glucose. Alternatively, the dehydration process starts from monomeric xylose and is carried out either under homogeneous or heterogeneous conditions, with the aid of various Brønsted solid acid catalysts, ionic liquids, supported catalysts, or other constructs such as MOFs (metal-organic frameworks) and nano-composites.^{49–52} It should be noted that thermochemical and chemo-catalytic processing of FUR and FA can afford a much wider selection of products than the above-mentioned industrial chemicals. These include the exploitation of furan-specific chemistry as a Diels–Alder reaction for the manufacture of benzene (and other aromatic) derivatives^{53,54} and polymers,^{55,56} a variety of oligomerization reactions producing, for example, macrocyclic (calixarene type) ethers, linear constructs of interest to opto-electronic/electronic applications^{26,34,57,58} and ring-opening reactions (RORs). RORs of furan derivatives based on hydrogenation/hydrogenolysis reactions^{59,60} can provide assorted multifunctional derivatives including alcohols, ketones, acids, anhydrides, and lactones. The other category of relevant processes

is skeletal rearrangements (Piancatelli; Achmatowicz; and aza-Achmatowicz),^{26,35,36,61–63} resulting in modified cyclic compounds such as pentanones, pyranes and pyrimidines.^{64–68} More examples of simple furanics (FPC) as useful synthons for the preparation of functionalized aliphatic, aromatic and heterocyclic compounds will be presented in the next paragraphs. In principle, each of the mentioned possibilities can be applied for starting a new value-added chain of products. In the case of FUR, we decided to mention its connection to pharmaceutical chemistry and clinical medicine, which are seldomly associated with renewable resources and platform chemicals. Furfural derivatives, particularly 5-nitrosubstituted, have found wide applications in pharmacology and medicine for the treatment of bacterial and parasitic infections. The synthesis of active pharmaceutical ingredients is illustrated in Scheme 2. A furan substrate was obtained *via* the treatment of furfural (protected as acylal) with nitric acid in a solution of acetic anhydride and acetic acid.^{69,70}

Additional examples of furan ring-containing synthetic medicines include antibiotics such as cefuroxime; antihypertensive such as prazosin, corticosteroid such as fluticasone furoate, and chemo-therapeutic such as lapatinib.⁷¹ Furthermore, some furan-2-carbohydrazides have demonstrated promising activity as orally active glucagon receptor antagonists.⁷² Interestingly, it is also possible to apply simple furan derivatives for entry into the nucleoside area, which is



Scheme 2 Derivatives of 5-nitrofurfural and furfuryl alcohol applied as clinical therapeutics.

yet to attract vivid interest for the exploration of new antiviral medicines. Thus, furan 2-carboxylic esters are easily converted into C-glycosides when treated with tetra-*O*-acetyl-D-ribofuranose in the presence of tin tetrachloride. This approach offers an entry to new synthetic C-nucleoside analogs.⁶⁶ Conversely, furan itself can be converted into nucleoside analogs *via* the 1,4-oxidative addition of carboxylic acid residues (*e.g.*, by the action of lead tetrabenzoate), which can be replaced in the presence of Pd(0) catalysts by purine or pyrimidine basic components. This methodology also offers an option for catalytic desymmetrization *via* chiral catalysis to secure entry to both *D*- and *L*-analogs of natural nucleic acid constituents.⁷³

As a platform chemical with a long industrial tradition but no petrochemical manufacturing process, FUR is an excellent example of a chemical intermediate that is technically and economically compatible with recently formulated sustainable development goals.^{74–76} However, although its markets seem fairly stable, the network of FUR follow-up intermediates and products is quite complex. Therefore, new factors such as the implementation and commercialization of furan-derived monomers for biodegradable plastics may significantly increase its demand. Research on LCB (and its hemicellulose components) conversion to FUR remains very vigorous since more selective technologies for the separation of the pentosane fraction from cellulose and lignin have become available, and more region-specific bio-waste materials are discovered.^{77–80}

Remarkably, the accumulation of new knowledge on FUR chemistry and new processes for its manufacturing recently resulted in a new format, which includes a detailed discussion of its life cycle analysis (LCA). This format allows the realistic

assessment of its technical applicability, environmental compliance, and commercialization potential.^{81–86}

2.2 Primary FPC – 5-hydroxymethylfurfural (HMF)

Studies on the dehydration of carbohydrates, which commenced in 1840, are very well-documented in the literature. A critical review reporting the historical achievements in this area appeared in 1951 in *Advances in Carbohydrate Chemistry*.⁸⁷ HMF was first obtained in 1895 by the action of oxalic acid on inulin. Interestingly, its structure was not elucidated until 1910. The interest in the chemistry and application of HMF are slowly evolving.^{87–89} Although the basic physico-chemical properties and reactivity of HMF were established relatively early, only about one thousand papers have accumulated in the scientific literature towards the end of the 20th century.

A radical change in the perception of the potential of HMF and appreciation for its diverse reactivity occurred when a switch from unrenovable chemical industry feedstock became unavoidable. At about the same time, it was realized that biomass-derived HMF is almost totally green and can replace petrochemical substrates for commodity and specialty chemicals.^{90–106} Thus, an examination of the research on HMF and its development is particularly inspiring for many reasons. Specifically, this compound is easily available from renewable feedstock, and it has a low molecular weight and is bi-functional and multi-reactive. Thus, it appears to be an ideal substrate and intermediate for industrial synthesis, particularly for the formation of polymeric materials. It can be easily converted to di-alcohol or dicarboxylic acid. Consequently, it is a good substrate for synthesizing mono-

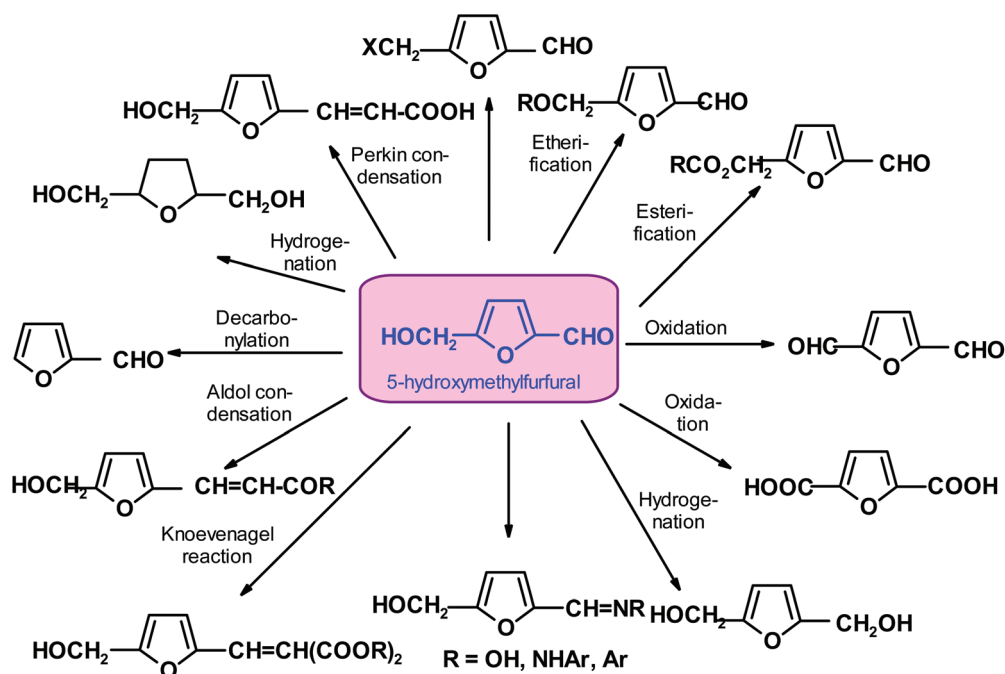
mers for the manufacture of polymers (and copolymers) such as polyesters and polyamides.^{12,107,108} Additionally, its similar structure to benzaldehyde and benzylic alcohol opens a plethora of additional functionalization abilities, many of which have already been experimentally confirmed.^{53,109,110}

Conversely, HMF is relatively unstable. It easily undergoes re-hydration, a reaction that leads to the acyclic products levulinic acid and formic acid, which are both of interest as industrial chemicals.^{13,92,111,112} It is evident that the more easily isolable and more stable functional analogs of HMF, such as 5-halo-, 5-acyloxy and 5-alkoxy-methyl compounds, can be very useful when coupled to a suitable end-use application.^{113–115} The two main approaches for the transformation of HMF into more stable and valuable chemicals are oxygenation and hydrogenation/hydrogenolysis.^{116–118} There are many other processes for the formation of more stable products, which will be discussed later (Scheme 3). However, despite the fact that there has been over a century of research (recently very vigorous), HMF has not become a commodity chemical with dozens of applications, as earlier expected.^{119–121}

In comparison to the R & D on furfural, the HMF story can be presented from different angles, exposing particular problems. The handling of HMF during its formation inevitably involves rather recalcitrant cellulosic feedstock under harsh chemical conditions. Thus, it is clear that a successful process design is challenging. Routinely, the issues related to the feedstock, reaction environment, energy and mass transfer, catalysis, process design, isolation method and purification have been researched and discussed separately. Recently, the hydrothermal processing of LCB sugar components in an aqueous environment has been investigated theoretically and

experimentally.^{122–124} An unavoidable conclusion is that after depolymerization, monosaccharide retro-aldol condensation reactions leading to glyceraldehyde, hydroxyacetone and pyruvaldehyde tend to dominate.^{125–127} Hence, hexose monosaccharides require catalysts for their efficient dehydrative conversion to HMF. This conclusion led to the development of many families of catalysts, starting from simple Brønsted or Lewis acids, but eventually comprising ion-exchange resins, zeolites, heteropolyacids, inorganic salts, ionic liquids, acid-functionalized mesoporous metals, carbon- and metal oxide-supported metals, metal oxides, *etc.*^{89,128–131}

The instability of HMF under the conditions of its formation led to the search for solvents suitable for its extractive removal from the reaction media. A recent systematic overview of the reaction phases (RP) *versus* extraction phases (EP) applied to HMF formation processes allowed the formulation of guidelines for the rational selection of solvents. These guidelines satisfy technical requirements, together with environmental health and safety demands formulated by the ACS Green Chemistry – Pharmaceutical Roundtable.^{132,133} The screening of a pool of 177 solvents has recommended 15 candidates specially suitable for ternary equilibria (water–HMF–solvent), which combined with a large array of possible catalysts, illustrate the amount of data involved in the LCB conversion process design.¹³⁴ The matrix of parameters is even further extended when HMF derivatives such as esters, ethers, acetals are considered, which requires the help of advanced cheminformatics tools.¹³⁵ A model hexose dehydration process¹³⁶ involves the treatment of D-fructose with an aqueous tetraethylammonium bromide solution in the presence of Amberlyst-15 at 100 °C for 15 min. The product is iso-



Scheme 3 Selected products directly (or almost directly) available from HMF.

lated after ammonium salt precipitation with ethanol followed by filtration. Alternatively, the product is extracted with ethyl acetate, the solvent is evaporated and flash chromatography on silica gel gives the pure final product. Consequently, HMF is obtained in 79% yield at 97% purity. However, the product is unstable under ambient storage conditions, as evidenced by the prompt color development.

Together with this validated lab-scale preparation procedure, there are parallel efforts reporting the R&D on a prospective industrial process¹³⁷ operated at a relatively very low temperature (70 °C). The conversion of fructose to HMF is based on a study of a non-aqueous two-phase system and 1,3-dimethylimidazolium chloride catalysis, which may be problematic from an economic viewpoint. The literature discussing the choice of catalyst for homogeneous or heterogeneous reaction conditions and product separation is extensive.^{102,105,106} It indicates the formation of competing side products and purification problems. Therefore, *in situ* derivatization methods are of particular interest, which convert HMF into more stable compounds. They have to retain the chemical versatility of HMF and must make its isolation, purification, storage and transport easier. Examples of these innovations¹³⁸ have already been discussed.

A recent example of the employment of acetone in the hexose dehydrogenation process has highlighted the easy isolation of the double acetone condensation product (HMF-Acetone-HMF = HAH), which can be efficiently carried out by filtering the solid products that are insoluble in water.¹⁰⁶

Perhaps surprisingly, it seems unlikely that chemo-catalytic HMF manufacturing technologies¹³⁹ will be promptly replaced by new solutions emerging from organocatalysis and biotechnology. The combination term “biorefinery” was coined up to accommodate the concept of the sustainable processing of biomass into marketable products, with focus on renewable resources as the feedstock.¹⁴⁰ At present, biomass conversion is quite demanding in terms of energy (relatively high temperatures and pressures), the need for complex catalysts and special equipment, and the environmental impact (e.g., generated chemical waste).^{45,141} Furthermore, although it is generally accepted that biotechnology, biocatalysis in particular, is a sustainable alternative to traditional chemical industries, making biorefineries greener by switch from chemical catalysts to industrial enzymes still faces many technical hurdles, which are typical in the implementation of bioengineering.¹⁴²

The massive accumulation of literature on HMF research in recent years should translate to its vigorous commercialization. Unfortunately, the reality looks quite different. An excellent review¹⁴³ on the technical development and scale-up of HMF processes in industry based on various sources including patents and company press releases concluded that presently there is only one commercial enterprise in operation (AVA Biochem, Muttenz, CH), which has a manufacturing capacity in the range of 500–1000 t a⁻¹.¹⁴⁴ The patented process was first developed by Food Chemical and Research Laboratories, Inc. as early as 1956. It used saccharose, which was autoclaved

in the presence of protic acids in a butanol–water mixture at 150 °C, to afford HMF in 68% yield.

Developments that followed expanded the feedstock variety, catalyst range and reaction conditions, including the use of biphasic solvents. More recent (patented in 2013–2014) process improvements, which were conducted at BASF SE, focused on the operation modes (semi-batch, continuous, and pipe reactor) and the use of ionic liquid (1-ethyl-3-methylimidazolium methylsulfonate) as the solvent without additional catalysts.¹⁴³ Meanwhile, the demand for down-the-line HMF conversion products such as FDCA (multipurpose monomer) and/or 2,5-dimethylfuran (DMF; fuel) seems to be increasing sharply. It has been predicted that the 2025 market value for FDCA, which is a functional analog of terephthalic acid, will reach \$ 850 million.¹⁴⁵

Well-documented chemical transformations of HMF are plentiful and extend far beyond the customarily mentioned hydrogenation and oxidation reactions. They open access to several categories of industrial materials such as fuels, solvents, monomers and plastic components, functional polymers for packaging, photovoltaics and optoelectronics.^{58,146,147} It should be stressed that FPCs (“furanics”) can be chemocatalytically (and in many instances also biocatalytically) converted to aliphatic and functionalized aliphatic compounds, benzene derivatives (*via* Diels–Alder cycloadditions), and a variety of carbocyclic and O- and N-heterocyclic compounds.^{24,62,148–150} Reactions producing new carbon–carbon bonds have been extensively applied to HMF and its derivatives, generating new structures. The resulting synthons enable the formation of various natural products containing HMF-related structures (rhemanonones; pichiafuran C; sessiline, *etc.*),^{23,151,152} where some of these compounds exhibit interesting biological activities.

Although it has nothing to do with the manufacture of HMF, it is interesting to note that HMF is a common constituent of processed food. It results from thermal treatment or natural ageing, which involves non-enzymatic sugar browning and sugar-amino acid-initiated Maillard reactions.¹⁵³ The high chemical reactivity of HMF is a subject of some toxicological concerns due to its supposed role in reactions parallel to non-enzymatic hemoglobin glycation, condensation with the endogenous antioxidant glutathione, *etc.*¹⁵⁴ However, at the average estimated daily intake of below 100 mg, this compound is considered safe.¹⁵⁵ HMF exhibits a wide range of interesting biological activities observed *in vitro*.¹⁵⁶ For example, it has been selected by FDA as a drug candidate to undergo clinical trials for the treatment of the sickle cell anemia.^{157,158} HMF 5-citrate ester, a natural product known under the name Mumefural, improves human blood fluidity and also exhibits inhibitory effects towards the H1N1-type influenza virus.¹⁵⁹ It seems likely that more compounds with a 2,5-disubstituted furan structure exist in a continuously expanding natural product space, which warrants interest in their metabolomics as a possible inspiration for future biotechnology and medicine. In the last two decades, there has been an avalanche of publications (approaching 900 per

annum towards the end of this period) on all aspects of HMF chemistry, ranging from its preparation to various ways for its valorization and application. The most extensive critical review on this subject appeared in *Green Chemistry* recently.¹⁶⁰

3. An example of an extraordinarily important secondary furan platform chemical: furan 2,5-dicarboxylic acid (FDCA)

As has been already pointed out, primary furan platform chemicals (FPC), FUR and HMF, have no direct application as widely marketable products. HMF, equipped with two reactive functional groups, is the most promising feedstock for both oxidative and reductive transformations. Both processes afford more stable chemicals, and thus are capable of entering many growing value-product chains. Thus, the exhaustive reduction of both 2,5-functional ring substituents can result in the formation of DMF. This compound has excellent characteristic as fuel for internal combustion engines and can replace gasoline. A change in the reaction conditions results in the formation of dihydroxymethyl furan (DHMF), which can replace diols (or relevant diamines) of petrochemical origin in many polymeric products.^{161,162}

HMF oxidation can be a stepwise and multidirectional process, engaging both substituents and the heterocyclic ring itself, affording C₄ or C₆ dicarboxylic acids or their derivatives.^{163,164} In this paragraph, we focus our attention on FDCA as an exemplary FPC chemical. It has highly desirable properties including stability, crystalline solid, safe storage and transportation, and nontoxicity, with a firmly fixed destination as a replacement for monomers currently derived from petrochemicals.

Much of the contemporary polymer industry relies on aromatic dicarboxylic acids such as terephthalic acid (TPA), which have an estimated annual production of 100 million tons. The market of the major product polyethylene terephthalate (PET) is valued at \$60 billion. However, the future of PET is rather bleak due to its non-renewable origin, alleged estrogenic effects, and poor biodegradability. Consequently, many new polymeric materials, *i.e.*, functional analogs of commercial plastic materials, based on petrochemical monomers (*e.g.*,

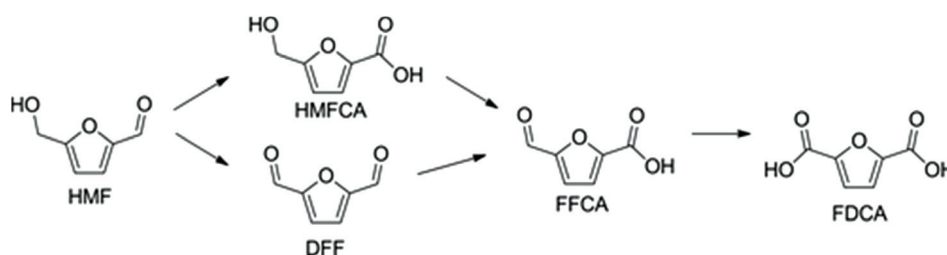
PET) have been obtained by switching from TPA to FDCA. The properties of these new materials have indeed proven to be superior in many respects to the petrochemical macromolecular composites of the previous century.

The chemistry of the conversion of HMF to FDCA seems rather simple as a laboratory exercise *via* stepwise oxidation (Scheme 4). However, the work on prospective chemocatalytic processes that meet Green Chemistry criteria and are economically viable has taken decades to develop in the form of an experimental pilot plant manufacture.^{165–168}

FDCA was first reported in 1876 as a product of mucic (galactaric) acid dehydration reaction by fuming hydrobromic acid under pressure.¹⁶⁹ There are three main synthetic approaches to FDCA (and its analogs), *i.e.*, oxidation of 2,5-disubstituted furans, such as HMF, dehydration of aldaric acids, and condensation of diglycolic acid derivatives with α -dicarbonyl compounds such as glyoxal. The former are of interest from the standpoint of LCB conversion and valorization.^{170–172} It should be noted that FPCs are inter-related along the C₅–C₆ axis through C₁ transfer reactions, such as the reaction of FUR with formaldehyde and carboxylation/decarboxylation or carbonylation/decarbonylation processes. Thus, it is clear that commercially available furfural can also (together with HMF) be considered a viable substrate for FDCA.

The facile oxidation of FUR using nitric acid, followed by esterification with methanol affords methyl furoate, which readily reacts with formaldehyde in the presence HCl and zinc chloride to give a good yield of 5-chloromethylated derivative. The latter is conveniently transformed into FDCA by the action of nitric acid. FUR (and also FA) can be easily carboxylated, affording FFCA, the common intermediate on the pathway of HMF chemical oxygenation to the desired furanyl monomer.^{173–175} Since the beginning of the new century, the presumed availability of HMF as a principal FPC intermediate of the green polymer industry has channelled unprecedented research toward its transformation into FDCA, which is expected to fill the TPA market niche.

Standard stoichiometric oxidants, such as dichromate or permanganate, perform well on HMF in alkaline solution at ambient temperature, affording the desired FDCA salts within minutes. Unfortunately, employing this textbook chemistry leaves toxic metal waste, which is unacceptable in contemporary industrial enterprises. The industrial oxidation of hydro-



Scheme 4 Main intermediates in the stepwise oxidation of HMF to FDCA.

carbons has been repeatedly developed as an aerobic catalytic process. Due to the structural similarity of FDCA to TPA, this process seems particularly relevant to the FPC feedstock. As already mentioned, TPA is the principal constituent of the major polyester (and polyamide) materials used for packaging in many industries, but mainly for food products.¹⁷⁶

The research on the oxidation of *p*-xylene (PX) to TPA initially provided a hazardous commercial process based on the high temperature liquid phase-diluted nitric acid oxidation. Later, a much better system utilizing a cobalt/manganese/bromide catalyst was introduced. It operates in acetic acid medium at about 200 °C with air (15–30 bar) as the oxygen source and is known as the Amoco MC process. Under the harsh conditions, some of the substrate starts burning to CO₂. Nevertheless, the reaction mixture still contains some unreacted intermediate, *i.e.*, 4-carboxybenzaldehyde (or 4-formylbenzoic acid), which is highly undesirable in subsequent poly-condensations as a polymer chain growth breaker.^{177–179} The initial applications of the Amoco process to HMF have confirmed that rapid and selective substrate oxidation are achievable and the product can be separated by filtration, allowing the efficient recovery of the dissolved catalyst composition.

The results from the oxidation of xylene offered the much-desired proof-of-principle and strongly suggested that HMF oxidation is also achievable. However, it was soon realized that the situation of the reactive bifunctional HMF under the Amoco process conditions is considerably different from that of *p*-xylene containing no oxygen atoms in the molecule. HMF has an easily oxidizable primary hydroxyl group (its conversion to the primary oxidation product leads to the formation of diformylfuran (DFF)) and an aldehyde group of only slightly lower susceptibility towards oxidants (its oxidation leads to 5-hydroxymethyl-2-furancarboxylic acid (HMFCFA)). Each of these intermediates can undergo following oxidation step, which is firmly determined by their functionality. Also, both afford the same common intermediate, 5-formyl-2-furancarboxylic acid (FFCA), which is one step away from the final product, FDCA. The substrate can undergo three types of side reactions, namely, overoxidation to carbon oxides; furan ring opening to maleic or fumaric acids, and finally condensations to polymeric materials, including insoluble humins. Thus, many more variables have to be considered for efficient optimization of the reaction conditions. The initially reported FDCA yield of 60.9%¹⁸⁰ was further improved to *ca.* 90% with the total conversion of HMF requiring less than 20 min.¹⁸¹

Parallel research (hundreds of studies have been reported in the last couple of decades) on the heterogeneous catalytic aerobic oxidation of HMF is developing vigorously. It offers possible operational advantages such as the use of fixed bed flow reactors or porous and nanoscale catalysts. The prevailing trend is to turn from the traditionally applied metal oxides to noble metals (mono- and bimetallic systems on a variety of mineral supports) or composites containing them, such as Pt-C/AgO/CuO.^{182,183} It is generally accepted that both the physical form of the metallic catalyst and its support considerably

influence its efficiency. This is particularly obvious for gold, which was added to the noble triade Pt, Pd, and Ru recently, and has proven to be most effective when applied as nanoparticles. The research on supports for newly designed nano-formulated catalysts is a quickly expanding field of R&D. Electrochemical oxidation of HMF is a very interesting option, particularly when coupled with a solar energy conversion unit or water splitting cell, which generates residual hydrogen, but there have been relatively few reports on this research thus far.^{184,185}

At present, the main catalysts used in LCB transformations are chemical catalysts. Nevertheless, biocatalysis plays a continuously growing role. In the previous century, saccharification (breaking down cellulose into fermentable sugar sub-units) has been considered the main initial target of LCB biotechnology. It turned out that chemical degradation methods may be rendered acceptable, at least as a temporary solution.¹⁸⁶ From the perspective of circular bioeconomy dominance, access to effective biocatalytic transformations of cellulose as the main constituent of LCB may prove indispensable for generating added value from various platform chemicals.^{165,187–190} For the further conversion of de-polymerized saccharides and FPCs, a long tradition of industrial biocatalytic oxidation already spans from the use of whole cell microorganisms, through single enzyme preparations, to genetically engineered organisms.¹⁹¹ Moreover, even more powerful tools such as chemically evolved proteins with enzymatic function have been added recently.¹⁹² Naturally, all these developments strongly influence R&D aimed at highly valued products such as FDCA.

Single-enzyme catalysis research has somewhat limited perspective considering substrate specificity, which is poorly compatible with HMF bifunctionality (most enzymes oxidize either the alcohol or aldehyde functional group). Surprisingly, an oxidoreductase protein that can convert HMF to FDCA (HMF/furfural oxidoreductase; HmfH) has been identified,¹⁹³ but attempts of its expression in *E. coli* have failed.¹⁹⁴ The next candidate for HMF oxidase was isolated from the *Methylovorus* sp. MP688 strain, and it was found that this alcohol oxidase can also oxidize the aldehyde group, albeit only in its hydrated *gem*-diol form. Crystal structure studies on HMFO (HMF oxidase) helped to guide the protein engineering investigation, which led to a mutant enzyme with over a 1000-fold increase in activity compared to wild-type oxidase.^{195,196}

Expectedly, whole-cell catalysis has attracted considerably more attention, despite the alleged toxicity of HMF. Firstly, *P. putida* S 12 expressing HmfH was chosen due to its resistance to chemical stressors, which demonstrated successful batch fermentation of HMF on a 30 g L⁻¹ scale, and later more strains capable of growth on HMF as a carbon source were identified.^{197,198} It has been suggested that enzyme cascade reactions (oxidases in tandem) may offer a viable solution for the more efficient conversion of HMF to FDCA.¹⁹⁹ The cascade biocatalytic oxidation of HMF was realized by co-expression in *E. coli* vanillin dehydrogenase (VDH₁) and HmfH, affording FDCA on a gram scale with 0.6 g L⁻¹ productivity.²⁰⁰ There is

also some interest in exploiting a thermophilic FDCA decarboxylase (*PtHmfF*) for the biocatalytic carboxylation of FA, but only low yields have been obtained thus far.²⁰¹ In general, the chemocatalytic methods for the preparation of FDCA seem more ready for process development and commercialization than that based on biotechnology.^{165,202}

4. Synthesis of chiral furan synthons from biomass (or its sugar components)

For the effective use of biomass-derived furans to synthesis high-value organic compounds, it is essential that chiral furan compounds are available in the enantiopure form. Here, we present enantiopure compounds that can be directly or indirectly manufactured from biomass. For brevity, we will not address all chiral compounds available from biomass but limit our discussion to chiral compounds comprising a furan moiety. Also, to the best of our knowledge, there is no review on the synthesis of chiral furans from biomass-related materials, which must be mentioned given that it justifies quoting relevant but relatively old publications.

Before discussing the available methods, here we digress. Abundant monosaccharides such as glucose, fructose, and xylose contain a few chiral centers but are often too complex as starting materials for various synthons. Usually, there are too many OH groups and some must be removed. Sugar chemists have learnt a variety of tricks to selectively remove OH groups but carbohydrates including biomass sugar components as reactants still pose a challenge. Conversely, HMF and FUR, which are direct and non-expensive products from biomass, are reactive species but contain no chiral centers. Thus, we must either produce chiral compounds directly from biomass or transform non-chiral biomass-based derivatives into chiral compounds. Incidentally, one can argue that the addition of one carbon atom to C-6 in the glucose units of cellulose followed by the standard treatment of cellulose may produce chiral compounds.

Renewable biomass (LCB) consists mainly of well-known carbohydrate polymers. From the standpoint of its technical applications, LCB is “overoxidized”. Therefore, to enter a growing value chain of conversions to industrial chemicals, it needs to be de-polymerized and, at least partly, de-functionalized. In the main body of this review, we discuss mainly chemical means for the conversion of LCB to FPCs, which are

products of monosaccharide dehydration. Nevertheless, we are perfectly aware of the intrinsic value of multiple chirality centers being lost in the process. Subsequently, we review the synthesis of chiral furans from biomass or FPCs given that we want to mention another possibility.

It is likely that apart from the mainstream biorefinery transformations, new chemistry will be developed, in which carbohydrate materials will be selectively de-functionalized and will have preselected chirality units preserved. This idea is best illustrated by the conversion of D-glucose to its bicyclic 1,6-dehydration product, levoglucosan, and further to levoglucosenone and Cyrene. They retain only half of their initial oxygen atoms and two chirality centers (Scheme 5).

Although levoglucosenone is traditionally prepared in moderate yield *via* the laboratory-scale pyrolysis of certain cellulosic materials, new research on the chemocatalytic deoxydehydration of sugars seem to offer more efficient methods of controlled oxygen removal.²⁰³ Current advances in carbon–oxygen bond hydrogenolysis and hydrodeoxygenation take advantage of supported metal catalysts modified with various metal oxides. The utilized metals include Re, Mo, and W, and silica, alumina, carbon, titania, zirconia are used as supports. Rhenium, with its unusual valency range, is a particularly effective component of relevant catalytic systems.^{204–210}

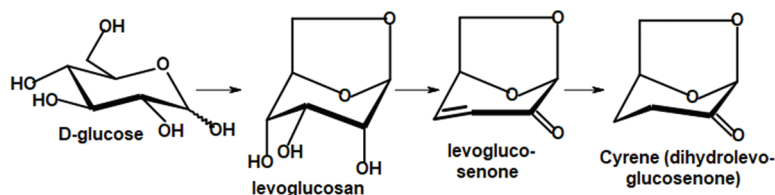
For the purpose of this perspective, we divide the methods for the synthesis of chiral furans from biomass into three categories. However, as is often the case with this type of artificial classification, some synthetic methods are difficult to qualify.

- (A) Synthesis directly from biomass (or unprotected mono- or disaccharides),
- (B) Synthesis *via* (modified) mono- or disaccharides, and
- (C) Direct synthesis of non-chiral furans followed by enantioselective reactions.

In the following text, we briefly review the existing methods for the synthesis of chiral furan derivatives. By no means this review is exhaustive. Instead, we wish to show a plethora of methods allowing the direct or indirect transformation of biomass into more or less enantiopure chiral compounds containing a furan unit. Many of these compounds can serve as substrates for a variety of syntheses including total syntheses. To keep this article relatively short, where there are many articles describing the same process, we often quote only selected papers.

A1. The Garcia Gonzalez (GG) and related reactions

Discovered about 80 years ago, the Garcia Gonzalez reaction involves the reaction of unprotected monosaccharides with 1,3-dicarbonyl compounds in the presence of a Lewis acid. The



Scheme 5 Derivatives containing two chiral centers available from glucose or cellulose.

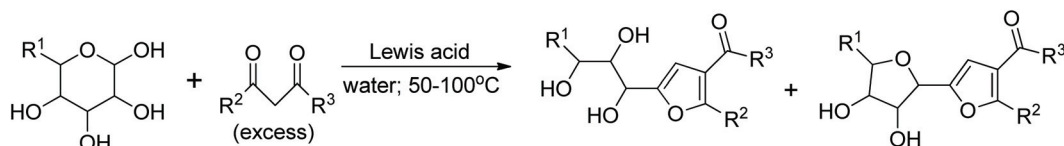


Fig. 1 Garcia Gonzalez reaction products.

conditions are usually mild, and the yields are often good. The products of this reaction are polyhydroxyalkylated furans or/and C-glycosylfurans (Fig. 1).

During the last two decades, several new catalysts have been developed, resulting in substantially better yields, often lower reaction temperatures, highly improved reproducibility and regio- and stereoselectivity of reactions. The list of catalysts used to accomplish the GG reaction includes:

- Cerium chloride heptahydrate ($\text{CeCl}_3 \cdot 7\text{H}_2\text{O}$) in water.²¹¹ More than a decade later, Misra *et al.* used the same catalyst to synthesize GG products, which were transformed into various anti-cancer drugs.²¹² Interestingly, three of these products exhibited a significant cytotoxic effect.
- Zinc chloride (ZnCl_2).²¹³ This catalyst is not new (it was used in the first GG reactions). It is worth noting that the D-arabinose-derived product was transformed into analogues of D- and L-serine.
- Scandium triflate $\{\text{Sc}(\text{OTf})_3\}$.²¹⁴
- Indium chloride trihydrate ($\text{InCl}_3 \cdot 3\text{H}_2\text{O}$).²¹⁵
- Silica-supported cerium chloride heptahydrate ($\text{CeCl}_3 \cdot 7\text{H}_2\text{O}$) and sodium iodide (NaI) as a Lewis acid promoter.²¹⁶
- Iron(III) chloride (FeCl_3) in ethanol/water.²¹⁷
- Plant-waste derived, recyclable polymetallic chlorides.²¹⁸
- Iron(III) triflate $\{\text{Fe}(\text{OTf})_3\}$.²¹⁹ It is worth adding that satisfactory yields of GG products were obtained when potatoes (starch) were treated with HCl and directly reacted with 2,4-dipentanone.
- Zirconium chloride (ZrCl_4) (Fig. 2).²²⁰

A similar method of synthesizing chiral furans starting from unprotected monosaccharides was developed recently by Lambu and Judeh.²²¹ Instead of using 1,3-dicarbonyl com-

pounds, they utilized malononitrile and the reaction was performed in the presence of an aqueous base such as triethylamine. The products are 2-amino-3-cyano-furans equipped with a chiral polyhydroxyalkyl group in the 5-position and the yields are very good.

Another very close relative to the GG reaction was developed by Zhuang *et al.*²²² The activated methylene reactant is also malononitrile and an enzyme serves as the catalyst (Fig. 3).

The GG reaction and its relatives require the use of active methylene compounds. Note that all or most of these compounds are available from biomass. However, their synthesis is not part of this paper.

Boto and Hernández described a mild and effective method for the production of chiral furans (furyl carbinols) from monosaccharides.²²³ The method is different from the GG reaction, but the products are often similar. It requires the transformation of carbohydrates into polyhydroxylated ketones. Next, they are dehydrated and reacted under basic conditions to form furans. The scheme below shows the obtained yields and typical products (Fig. 4).

A2. Synthesis from disaccharides

Lichtenthaler's group published a series of very interesting papers describing the formation of chiral furans (such as glucosylmethylfurfural {GMF}) from unprotected disaccharides such as isomaltulose (glucosyl- $\alpha(1 \rightarrow 6)$ -fructose).²²⁴ Isomaltulose is produced on a large scale from sucrose *via* *Protaminobacter rubrum*-induced $\text{O}^2 \rightarrow \text{O}^6$ -glucosyl transfer, and hence is clearly a biomass component. The free aldehyde group of the furyl unit of GMF has been transformed into a plethora of products.^{225,226} Also, glucose in GMFs may be replaced with other monosaccharides (Fig. 5).

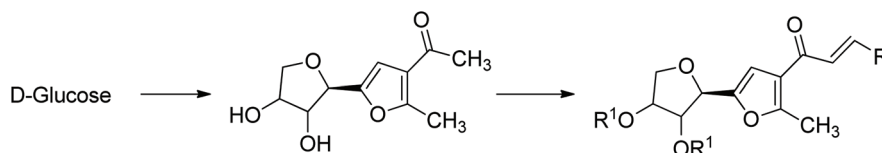


Fig. 2 Jones, France *et al.* synthesis of chiral furans from glucose using ZrCl_4 .²²⁰

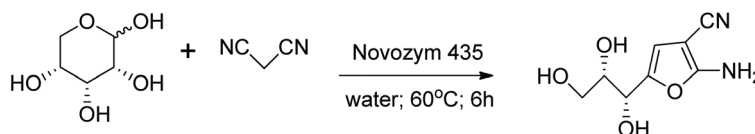


Fig. 3 Chiral furans synthesized by Zhuang *et al.*²²²

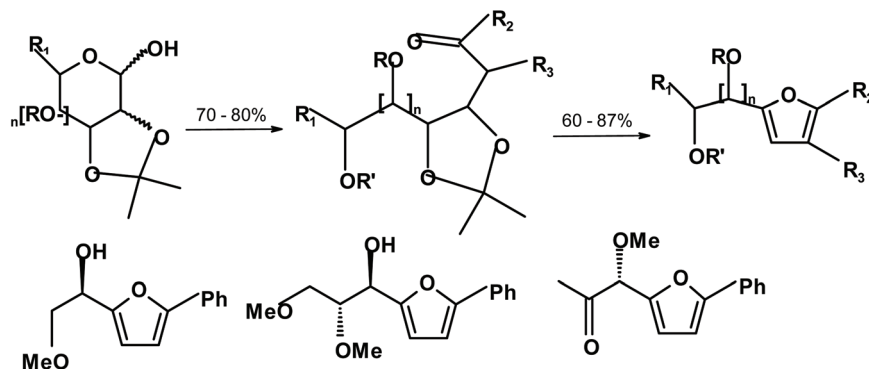


Fig. 4 Chiral furans synthesized by Boto and Hernández.²²³

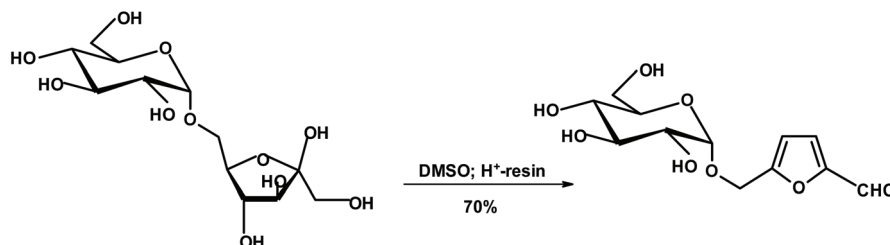


Fig. 5 Lichtenthaler's monosaccharide-furan constructs.²²⁴

It should be emphasized that the Garcia Gonzalez products are very different from Lichtenthaler's GMFs. In the GG products, the chiral unit is directly connected to the furan ring. Thus, one can expect very high diastereoselectivities in reactions of the carbonyl group forming chiral center(s). The dr ratio for similar reactions performed on GMFs will not be very good. However, the products will still be diastereoisomers and separable by chromatography or crystallization.

A3. Synthesis from heptose

Almost 40 years ago, Fayet and Gelas reported that heating of a natural sugar (sedoheptulosan) for 60 min at 110–120 °C in the presence of anhydrous pyridinium chloride allowed the isolation of a chiral furan derivative, 5-(*D*-glycero-1,2-dihydroxyethyl)-2-furaldehyde.²²⁷ However, the yield of the isolated product was rather low (20–25%). Considering that the authors reported that they did not optimize the conditions, a significantly better yield is probably achievable. Also, it is the only example we are aware of that a sugar was directly dehydrated to a chiral furan without using any other reactants. Thus, the atom economy is good. Surprisingly, there have been no attempts to produce chiral furans from heptoses or modify sugars in biomass to relevant heptoses.

B1. Synthesis via sugar derivatives, glycals

Another methodology for the synthesis of chiral furans takes advantage of glycals. Thus, monosaccharides or biomass are first reacted to form glycals, which in turn are transformed into substituted or non-substituted (depending on the substrate structure) chiral compounds such as 2-(*D*-glycero-1,2-dihydroxyethyl)furan. The first practical method was developed almost

50 years ago when it was observed that glycals could be treated with a mercury salt in an aqueous acidic solution or in dioxan to produce furan diols.^{228–230} This procedure offers excellent yields (a diol with a protected primary hydroxyl group was synthesized from glucal in 92% yield).²³¹ Moreover, inversion of the configuration at the chiral atom can be easily accomplished.²³²

Japanese researchers²³² treated *D*-glucal with a catalytic amount of Sm(OTf)₃ or RuCl₂(PPh₃)₃ in the presence of 1 equiv. of H₂O to afford an optically active furan diol in good yields (up to 70%).

Another effective catalyst for this reaction is indium chloride.^{233,234} For example, Babu and Balasubramanian²³³ achieved very good yields (82%) of furan diols starting from glucal and galactal.

Vankar and coworkers discovered some interesting uses of bismuth triflate. An attempt to form furan diols from glycals such as glucal or galactal using bismuth triflate in acetonitrile gave yields of the expected product of 59% and 46%, respectively (Fig. 6).²³⁵

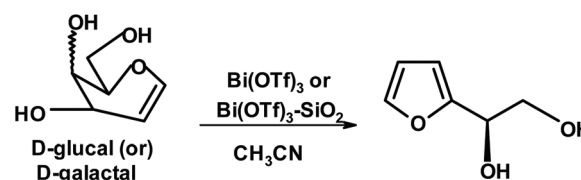


Fig. 6 Synthesis of 2-(*D*-glycero-1,2-dihydroxyethyl)furan from glycals.²³⁵

J. S. Yadav and coworkers²³⁶ found a simple, efficient and environmentally benign protocol for this transformation utilizing Montmorillonite KSF as a catalyst. Protic acids can serve as successful catalysts also. $\text{HClO}_4\text{-SiO}_2$ has been shown to transform glycols into furan diols with yields as high as 89%.²³⁷

M. Teijeira *et al.*²³⁸ described the effective transformation of glucal into furan diol in the presence of $\text{InCl}_3\cdot 3\text{H}_2\text{O}$ and an ionic liquid.

Shaw and collaborators transformed 3,4,6-tri-*O*-acetyl-D-glucal into various 2- and 2,3-substituted enantiopure furans. A mixture of Lewis acids ($\text{ZrCl}_4/\text{ZnI}_2$) acts as a catalyst (synergistic effect) and the yields are between 75% and 89%. Interesting products include 2-substituted 3-iodo-furans and (1-*R*)-1-(2'-furyl)-1,2-ethanediol with a primary hydroxyl group protected as acetate (Fig. 7).²³⁹

B2. Synthesis via substituted glycols

There are a few methodologies for the manufacture of chiral furans from monosaccharides *via* (sugar derived) substituted glycols such as haloglycols, ketoglycols and nitroglycols. For example, polysubstituted chiral furans can be prepared *via* the tandem borylation/cross-coupling/cyclization of glycols described by Cossy *et al.*²⁴⁰ The following scheme explains the methodology and shows a typical product (trimethoxyalcohol), with yields up to 90% (Fig. 8).

Mukherjee *et al.* reacted acetylated iodoglycols with $\text{ArB}(\text{OH})_2$ in the presence of $\text{Pd}(\text{II})$ and HCOOH to form 2-acyl glycols, which were treated with TfOH (triflic acid) to produce 2,4-disubstituted furans with a chiral unit in the 2-position.²⁴¹

Mal, Sharma and Das transformed glycols into iodoglycols, and then synthesized TMS-protected 2-alkynylated glycols.²⁴² The following reaction is gold(III) chloride-catalyzed and produces various 5-aryl(alkyl)-3-formyl-2-polyhydroxyalkylfurans. The yields are moderate. Das's group synthesized similar chiral compounds from glycol-derived 2-substituted 3-ketoglycols (Fig. 9).²⁴³

Mal and Das begin their synthesis of highly substituted chiral furans with haloglycols.²⁴⁴ The reaction was performed in DMSO in the presence of potassium carbonate, as shown in Fig. 10.

Gil and coworkers²⁴⁵ transformed glycols into nitroglycols, and, next performed reactions "on water" between nitroglycol and furan, 2-methylfuran and a furfural derivative. The yields of the interesting chiral furans (see Fig. 11) were very good.

C1. Sharpless enantioselective dihydroxylation or aminohydroxylation of vinylfuran (VF)

This is one of the most elegant ways for the formation of enantiopure 1-(2-furanyl)-1,2-ethanediol. It requires substituted or not-substituted 2-vinylfuran to be available. One

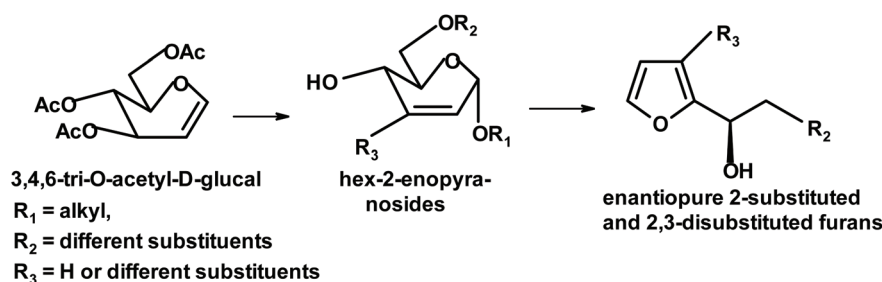


Fig. 7 Shaw *et al.* synthesis of 3-substituted 2-furyl ethylene diol.²³⁹

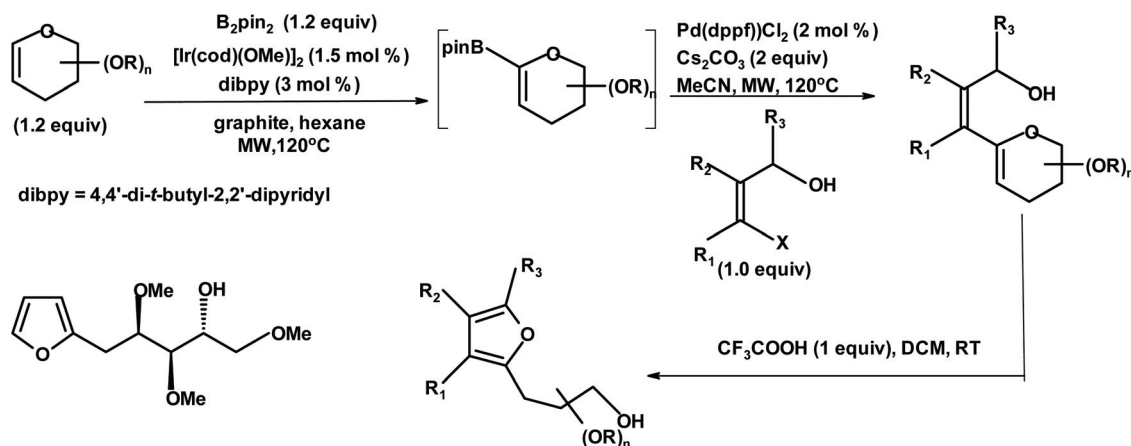


Fig. 8 Cossy *et al.*²⁴⁰ methodology for the synthesis of chiral furans (B_2pin_2 = bis(pinacolato)diboron; $[\text{Ir}(\text{cod})(\text{OMe})_2]$ = bis(1,5-cyclooctadiene)di- μ -methoxydiiridium(i); $\text{Pd}(\text{dppf})\text{Cl}_2$ = 1,1'-bis(diphenylphosphino)ferrocene]dichloropalladium(ii); MW = microwave; MeCN = acetonitrile; and DCM = dichloromethane).

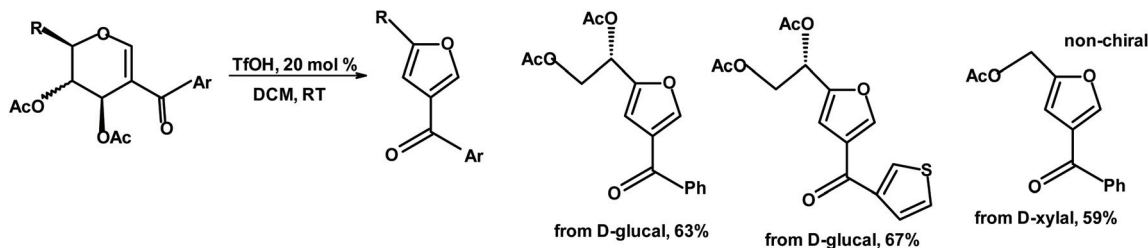


Fig. 9 Mukherjee *et al.*²⁴¹ synthesis of chiral 2,4-disubstituted furans.

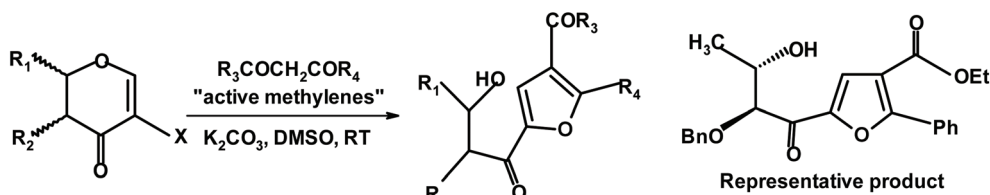


Fig. 10 Mal and Das synthesis of chiral furans *via* haloglycals²⁴⁴ (DMSO = dimethyl sulfoxide).

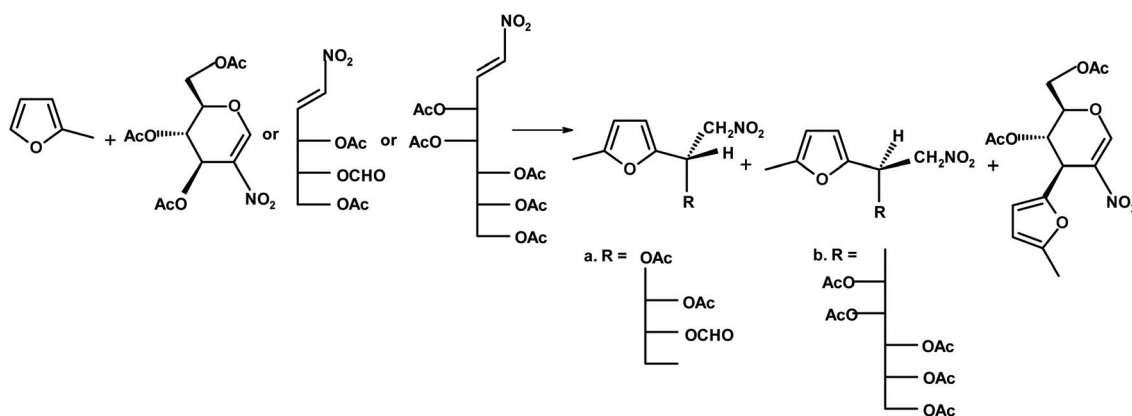


Fig. 11 Gil *et al.*²⁴⁵ synthesis of chiral furans *via* nitroglycals.

possibility is to manufacture vinylfuran directly from sugars using deoxydehydration catalysts.^{206,246} Scientists in the Netherlands²⁴⁶ used CpttReO₃ as a new catalyst (Cptt = 1,3-*tert*-butylcyclopentadienyl) and produced a mixture of vinylfuran and furan at a ratio of 2.3 : 1 (yield from D-mannose = 39%). Another method for the synthesis of vinylfuran begins with furfural, which can be transformed to vinylfuran *via* Wittig^{247–249} or Peterson olefination.^{250,251} A different method starting from furfural (HMF can be used also) requires Knoevenagel condensation with malonic acid followed by decarboxylation.²⁵² A similar approach to vinylfurans includes an aldol condensation of furfural with acetaldehyde (formed *in situ*) to form 3-(2'-furyl)-2-propenal,²⁵³ followed by oxidation and decarboxylation. The subsequent dihydroxylation or aminohydroxylation can be performed both on vinylfuran and on vinylfuran still having an additional carbon atom from the aldol condensation. Furthermore, another approach has been recently described by Lobo *et al.*,²⁵⁴ who reduced biomass-

derived (substituted) acetylfuran, and then dehydrated the product to VF using ZSM-5 (Zeolite Socony Mobil-5) as an effective catalyst (Fig. 12). German and Cuban researchers²⁴⁹ described the direct transformation of 2-hydroxymethyl-5-acetyl furan into a VF derivative (Fig. 12).

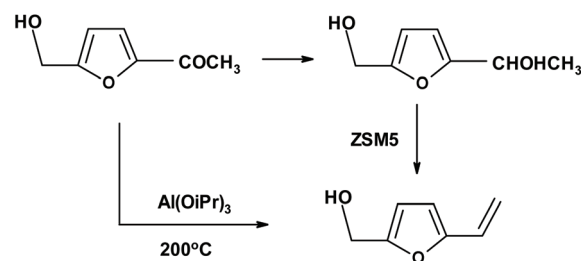


Fig. 12 Synthesis of 5-hydroxymethyl-2-vinylfuran, an excellent substrate for enantioselective transformations.

VF has been subjected successfully to the Sharpless asymmetric hydroxylation^{255,256} and aminohydroxylation.^{257,258}

C2. Formation of 2-acetylfuran followed by enantioselective reduction of the carbonyl group

There are several methods for the synthesis of 2-acetylfuran but the Friedel–Crafts process is by far the most effective. The most popular method for the enantioselective reduction of aromatic (including furyl) ketones is the spectacular Noyori approach.^{259,260}

Wong, Ciufolini and coworkers²⁶¹ developed practical procedures for the enantioselective reduction of 2-acetylfuran to the corresponding carbinols with 88–90% ee using *Thermoanaerobium brockii* alcohol dehydrogenase coupled with an NADPH regeneration system.

Excellent reduction of acetylfuran results were also presented by Deska and coworkers,²⁶² who transformed acetylfuran in a two-step, one-pot process to the Achmatowicz rearrangement product with almost perfect ee (Fig. 13).

A few years ago, Deska *et al.*²⁶³ described the elegant synthesis of both enantiomers of *cis*-osmundalactone. During the

synthesis, they obtained both enantiomers of alcohol derived from the enzymatic reduction of acetylfuran, as shown in the following scheme (Fig. 14).

P.-F. Koh and T.-P. Loh²⁶⁴ performed an aldol condensation on protected HMF to form racemic alcohol. It was oxidized to furyl ketone, and subsequently reduced in the presence of a chiral catalyst to give the reduction product with impressive results (yield = 99% and ee = 98%) (see Fig. 15).

C3. Reactions on furan using chiral catalysts or with enantiopure compounds

Jurczak *et al.*²⁶⁵ performed the enantioselective Friedel–Crafts reaction of (1*R*)-8-phenylmenthyl glyoxylate with various substituted furans in the presence of Lewis acids such as SnCl₄ and MgBr₂. The following scheme shows the process, obtained yields and de (Fig. 16).

The same group achieved equally impressive results when performing the Friedel–Crafts reaction of achiral alkyl glyoxylates with furans in the presence of a 6,6'-dibromo-BINOL/Ti (iv) complex.²⁶⁶ The following scheme shows the results (Fig. 17).

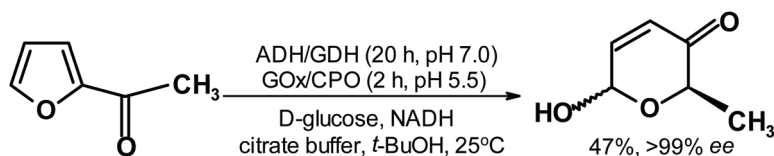


Fig. 13 Deska *et al.*²⁶² reduction of acetylfuran followed by the Achmatowicz reaction.

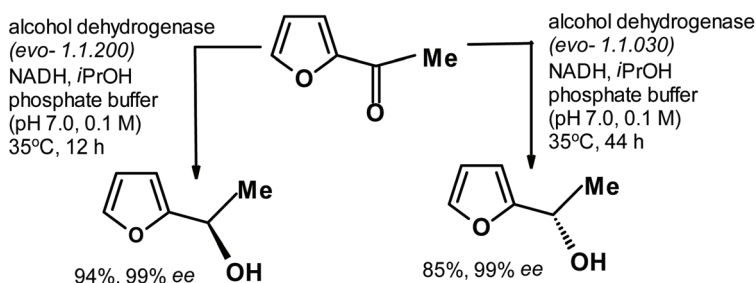


Fig. 14 Enzymatic reduction of acetylfuran to produce both alcohol enantiomers.²⁶³

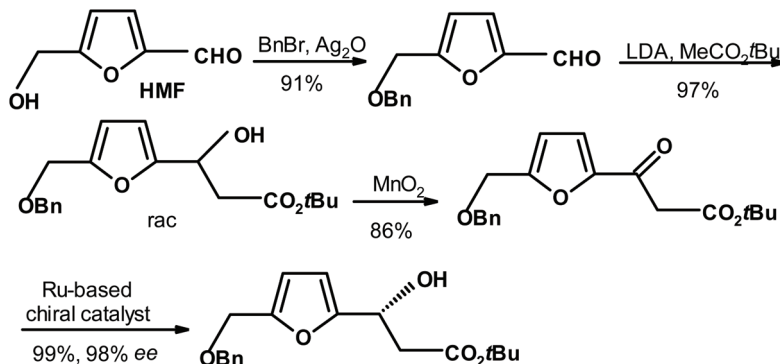


Fig. 15 Koh and Loh²⁶⁴ synthesis of chiral alcohol via the enantioselective reduction of ketone.

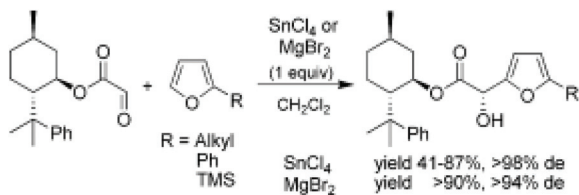


Fig. 16 Jurczak *et al.*²⁶⁵ Friedel–Crafts reaction of chiral glyoxylate with furans.

Yamazaki *et al.*²⁶⁷ studied the Friedel–Crafts reaction of ethenetricarboxylate with substituted furans in the presence of a chiral bisoxazoline–copper(II) complex (Fig. 18).

Another group of Japanese researchers performed the aza-Friedel–Crafts reaction starting from 2-methoxyfuran (synthesizable from furan) using a chiral catalyst.²⁶⁸ The process is depicted in the scheme below. The yields were up to 95% and ee up to 97% (Fig. 19).

Recently, Schäfer *et al.*²⁶⁹ described the effective, enantioselective Suzuki–Miyaura coupling of heterocycles *via* the rhodium-catalysed allylic arylation of racemates. The examples include the formation of enantioenriched 2- and 3-substituted furan derivatives. Fig. 20 shows one of these examples.

C4. Reactions of the aldehyde group producing chiral products

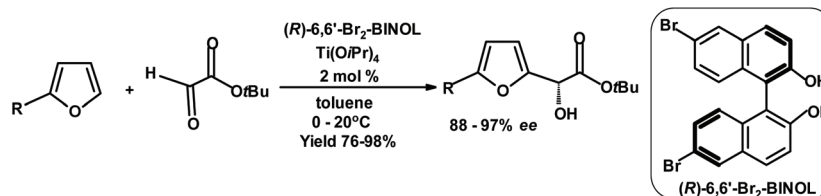


Fig. 17 Jurczak *et al.*²⁶⁶ Friedel–Crafts reaction of glyoxylate with furans using a chiral catalyst.

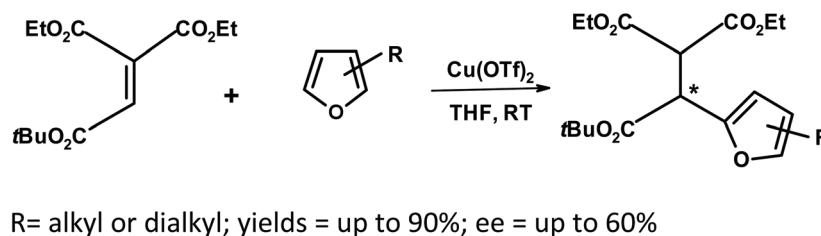


Fig. 18 Yamazaki *et al.*²⁶⁷ Friedel–Crafts reaction of ethenetricarboxylate with furans using a chiral catalyst (Tf = triflate).

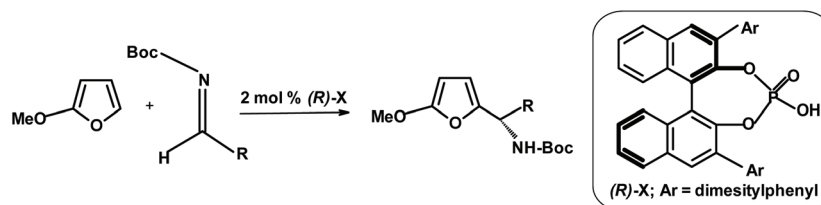


Fig. 19 Uraguchi *et al.*²⁶⁸ aza-Friedel–Crafts reaction in the presence of a chiral catalyst.

Martin *et al.*²⁷⁰ reacted 4,5-disubstituted 2-furaldehyde with the boron enolate derived from the chiral oxazolidinone (shown in the rounded rectangle in Fig. 21). The condensation proceeded with a high degree (>98%) of diastereoselectivity to give the expected *erythro*- β -hydroxy adduct (90%).

During the total synthesis of phorbol, Wender *et al.*²⁷¹ performed a chiral oxazolidinone-based asymmetric aldol condensation of the HMF derivative with *N*-propionyl oxazolidinone (Fig. 22). The condensation occurred with a very high isolated yield (96% of single diastereoisomer after chromatography) and diastereoselectivity (98% de).

Carreira and Krüger studied enantioselective dienolate additions to aldehydes, including furfural, mediated by tol-BINAP Cu(II) fluoride complexes.²⁷² For furfural, they achieved the yield of 91% and ee of 94%. The product was further reacted to produce a chiral dihydroxy ester (protected as the isopropylidene derivative), as depicted in Fig. 23.

Pedrosa and coworkers²⁷³ reacted aromatic aldehydes including 5-methyl-2-furfural, with chiral oxazolidinone. In the case of the furan derivative, the yield was 69% and the de was 81% (Fig. 24).

Turkish chemists²⁷⁴ described a successful enantioselective Henry reaction. The reactants were various aromatic aldehydes including furfural. The scheme below depicts the ligand (chiral

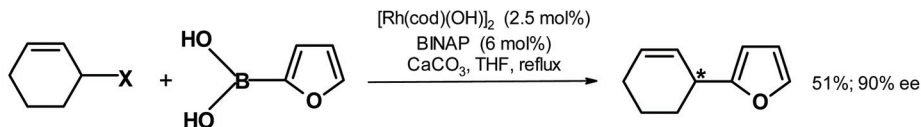


Fig. 20 Suzuki-Miyaura coupling described by Schäfer *et al.*²⁶⁹ $\{[\text{Rh}(\text{cod})(\text{OH})_2] = \text{cyclooctadiene rhodium chloride dimer}; \text{BINAP} = ([1,1' \text{-binaphthalene}] \text{-}2,2' \text{-diyl})\text{bis}(\text{diphenyl-phosphane})\}$.

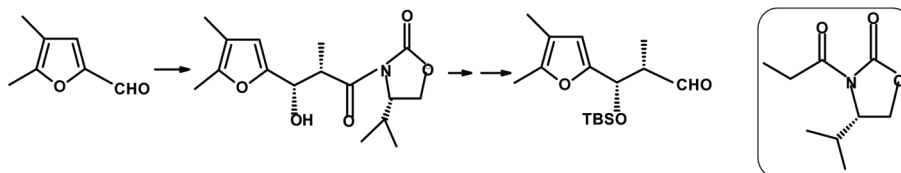


Fig. 21 Martin *et al.*²⁷⁰ furfural condensation producing the *erythro*- β -hydroxy adduct.

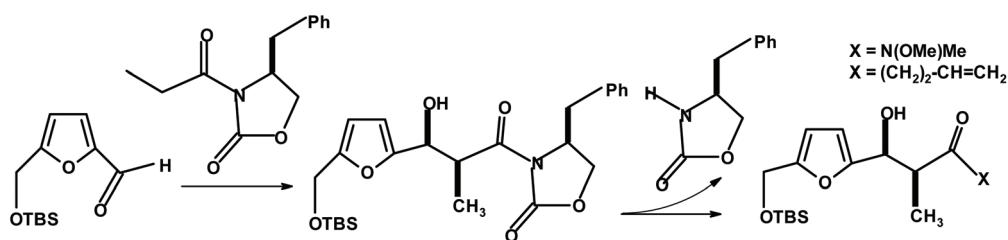


Fig. 22 Wender *et al.*²⁷¹ aldol condensation of HMF.

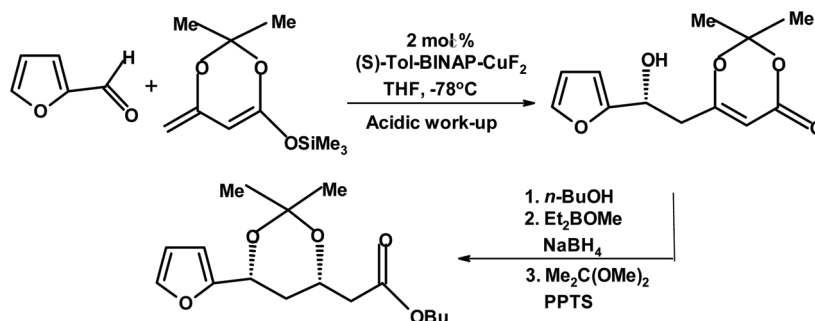


Fig. 23 Carreira and Krüger dienolate addition to furfural.²⁷² $\{(S)\text{-Tol-BINAP} = (S)\text{-}(-)\text{-}2,2' \text{-bis}(\text{di-}p\text{-tolylphosphino})\text{-}1,1' \text{-binaphthyl}; \text{and PPTS} = \text{pyridine } p\text{-toluenesulfonate}\}$.

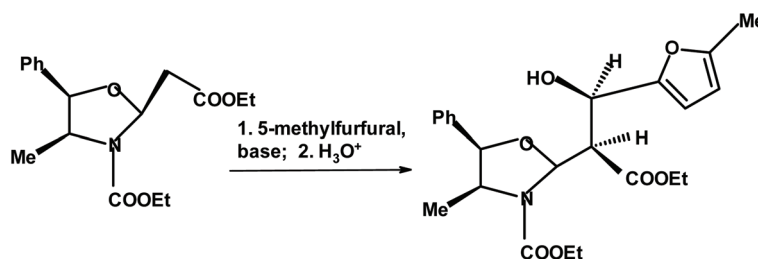


Fig. 24 Pedrosa *et al.*²⁷³ condensation of chiral oxazolidine with 5-methylfurfural.

oxazoline) and its synthesis. The dominant enantiomer depends on the absolute configuration of the chiral centers in oxazoline. For furfural, the yields and ee approached 80% (Fig. 25).

Witzak, Bielski *et al.*²⁷⁵ reacted various 5-membered aromatic aldehydes (including HMF and 5-methyl furfural) with dihydrolevoglucosenone using piperidine as a base. The yields of the condensation products (shown in Fig. 26) were above 80%.

Another approach developed by Grushin, van Leeuwen and collaborators²⁷⁶ used furfural as a starting material. The furoin reaction produced a racemic product, furoin, which was hydro-

genated using a chiral Ru or Ir catalyst to give hydrofuroin. The enantiomeric excess and diastereoisomeric ratios were very impressive (Fig. 27).

Gong *et al.*²⁷⁷ developed an asymmetric allylation reaction at the benzylic position of benzylfurfurals, as depicted in Fig. 28.

Brazilian scientists²⁷⁸ used fungi to accomplish the enantioselective reduction of a furfural-derived product, as shown in Fig. 29. The results were very impressive. For example, the use of the fungus *Penicillium citrinum* gave 98% yield of the S-reduced product with an enantiomeric ratio of

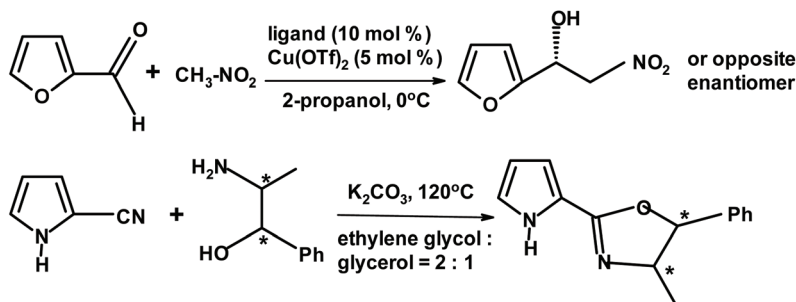


Fig. 25 Henry reaction of furfural with nitromethane described by Aydin and Yuksekdanaci.²⁷⁴

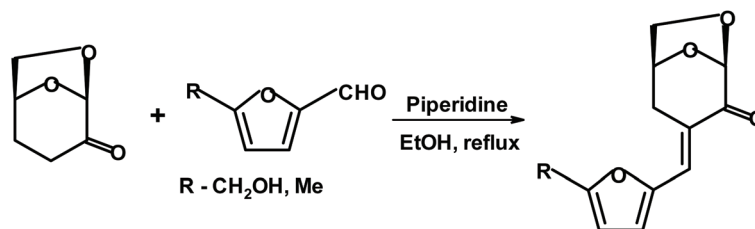


Fig. 26 Aldol condensation of substituted furfurals with dihydrolevoglucosenone.²⁷⁵

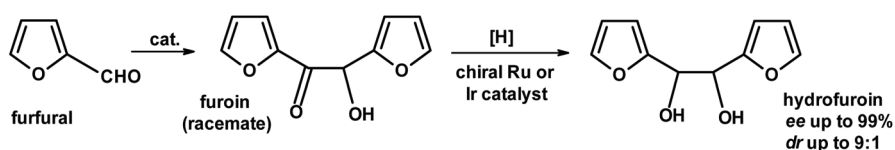


Fig. 27 Enantioselective synthesis of hydrofuroin from furfural.²⁷⁶

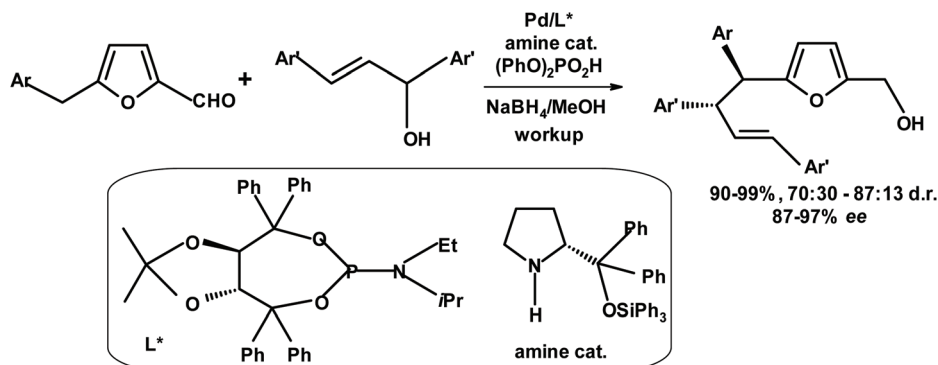


Fig. 28 Asymmetric allylation developed by Gong *et al.*²⁷⁷

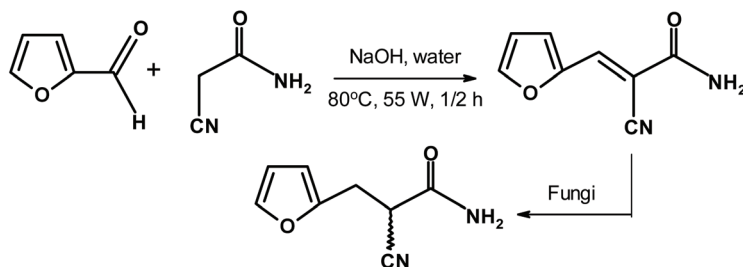


Fig. 29 Chiral furans from enantioselective reduction using fungi.²⁷⁸

99%. Another fungus, *Aspergillus sydowii*, offered 92% isolated yield of the R product and the enantiomeric ratio was 97%.

C5 Other reactions transforming non-chiral furans to chiral furans

Hailes and coworkers²⁷⁹ synthesized various furylamines starting from carbonyl compounds using transaminases and amines. One of the reactions was that of acetylfuran with *Mycobacterium vanbaalenii* (Mv-Tam) and an amine donor, benzylmethylamine. The yield was 54% and ee of the product was 78%.

Loh and coworkers²⁸⁰ synthesized furylamine with very high enantiopurity by taking advantage of the rhodium-catalyzed asymmetric arylation methodology developed by Hayashi *et al.* (Fig. 30)²⁸¹

Some reactions of sugars with achiral furan compounds may also lead to chiral furans. For example, Gryniewicz and BeMiller,²⁸² Gryniewicz and Zamojski,²⁸³ and P. Sinay *et al.*²⁸⁴ synthesized these constructs as a result of a Ferrier-type reaction directly between glycals and furans, with moderate yields.

Zhang and co-workers²⁸⁵ synthesized compounds similar to Lichtenthaler products but their starting materials were fructose-derived HMF and various glycals (Fig. 31).

Another, simple and effective method for the synthesis of chiral furans takes advantage of the direct reaction of methyl furoate with peracetylated ribofuranose in the presence of a Lewis acid.²⁸⁶ The product, methyl 5-(2',3',5'-tri-*O*-acetyl- β -D-ribofuranosyl)-2-furoate, was isolated in 60% yield and the β -anomer was the only product (Fig. 32).

An entirely different strategy for synthesizing constructs containing furans and sugars was developed by Jarosz and co-workers.²⁸⁷ The synthesis starts with D-gluconolactone and can produce furans with the sugar unit either in the 2- or 3-position of the furan ring. The yields are moderate (Fig. 33).

Lan, Xiao and coworkers²⁸⁸ synthesized highly complex chiral furan derivatives starting from biomass-based 2,5-dimethylfuran using a chiral phosphoric acid as the catalyst (Fig. 34). The yield and enantiomeric excess values were very good.

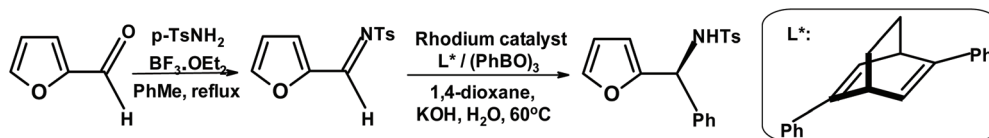


Fig. 30 Asymmetric arylation described by Loh *et al.*²⁸⁰

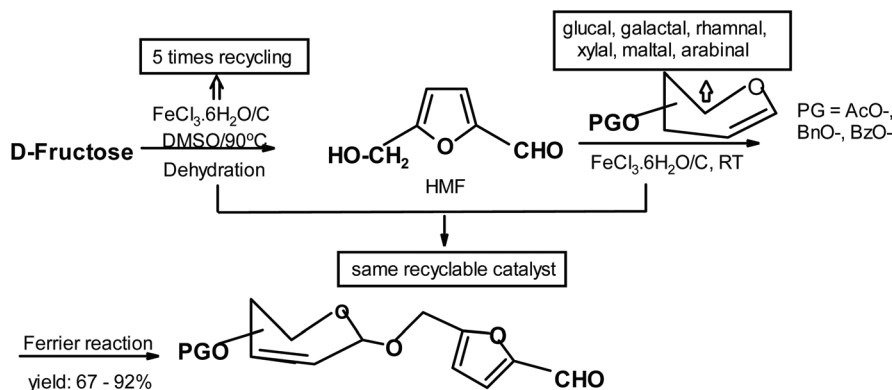


Fig. 31 Zhang *et al.*²⁸⁵ synthesis of HMF-glycal adducts.

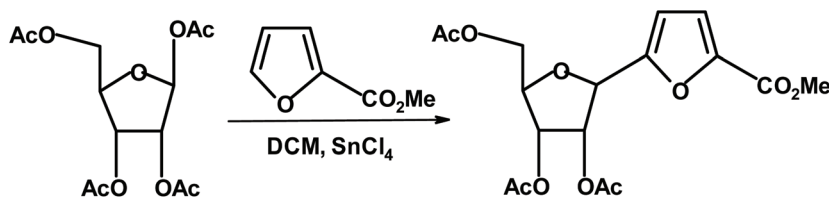


Fig. 32 Cermola *et al.*²⁸⁶ synthesis of monosaccharide-methyl furoate construct.

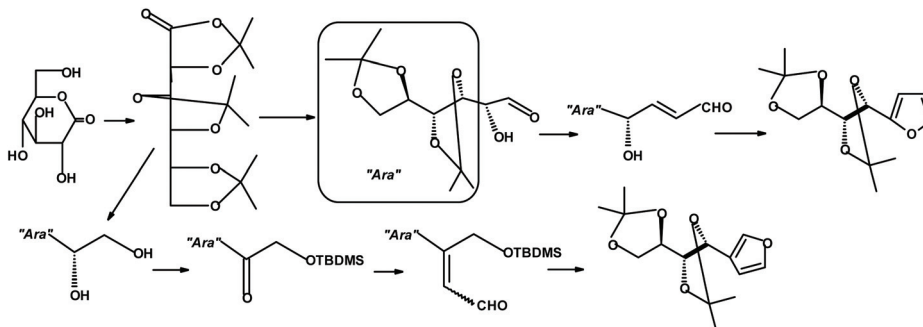


Fig. 33 Jarosz *et al.*²⁸⁷ synthesis of monosaccharide-furan constructs.

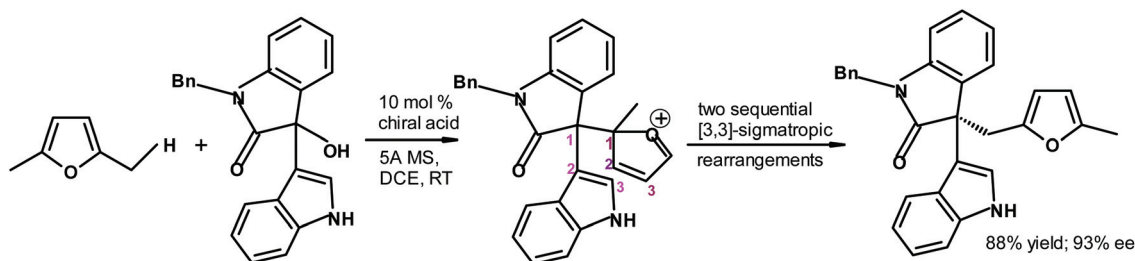


Fig. 34 Lan, Xiao *et al.*²⁸⁸ chiral furan synthesis taking advantage of two sequential [3,3]-sigmatropic rearrangements (MS = molecular sieves and DCE = dichloroethane).

J. L. Marco²⁸⁹ described the synthesis of several chiral furans utilizing another monosaccharide derivative, 1,2:5,6-di-*O*-isopropylidene- α -*D*-glucofuranose. The products are convenient chiral precursors for the synthesis of furanoterpenes.

Of course, enantiopure furans can be formed from racemates as a result of chiral separations. For example, Irimie and coworkers²⁹⁰ used regio- and stereoselective lipases for the efficient kinetic resolution of racemic 1-(5-phenylfuran-2-yl) ethane-1,2-diols. All the yields were between 46% and 49% and the ee between 92% and 97%.

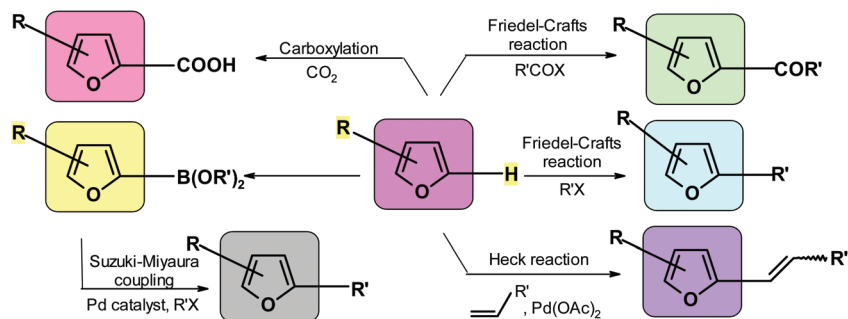
5. Very brief look at FPC reactions

Excluding the furan ring itself, major direct FPCs contain three highly reactive moieties, namely, an aldehyde group, hydroxymethyl group and hydrogen atom in the 2-position of

the furan aromatic ring. These structural features make furanics potential objects of a large variety of reactions. This is the main reason why FPCs are formidable substrates for the chemical and related industries. Many of the processes listed here were already mentioned in this text. Nevertheless, it seems useful to very briefly look at the possibilities.

5.1. Coupling at the furan C-2 position

Coupling allows for the introduction of various substituents to the carbon atom adjacent to the ring oxygen. The relevant processes include Friedel-Crafts alkylation and acylation,^{265,246,291,292} Heck reaction,²⁹³⁻²⁹⁶ Suzuki reaction,^{269,297,298} borylation,²⁹⁹⁻³⁰¹ and carboxylation.¹⁷³ Often the same compound can be synthesized using alternative coupling reactions. It is very difficult to compare various approaches given that the outcome depends on factors such as



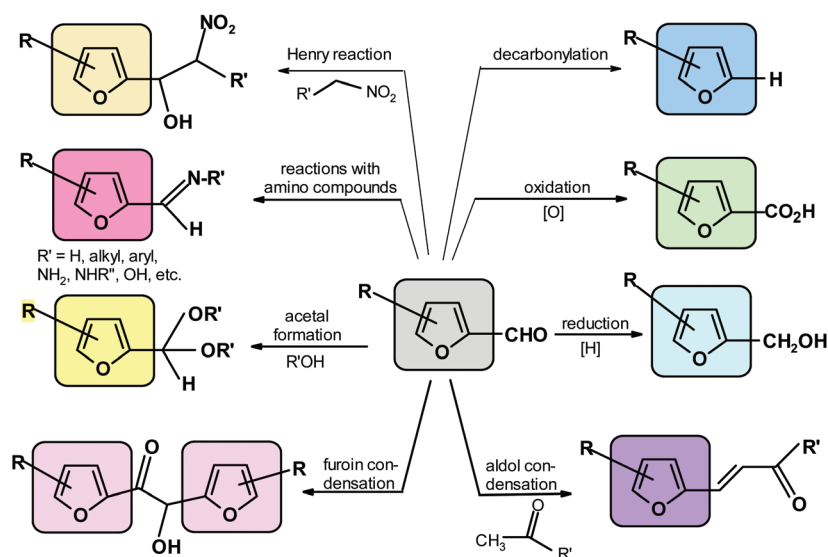
Scheme 6 Reactions in which a furan hydrogen atom is replaced.

availability and cost of the reactants and catalysts, reaction conditions, and ease of isolating the product. Scheme 6 visualizes the most important reactions at C-2 position of furan.

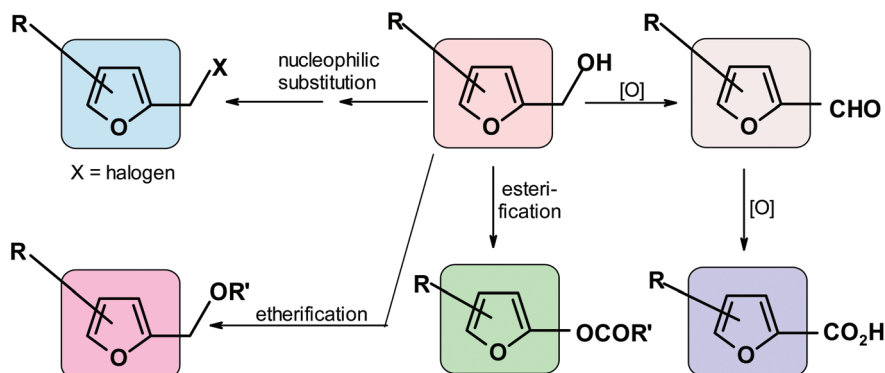
5.2. Reactions of the aldehyde unit in HMF and FUR

The specific processes include aldol and related condensations,^{91,122,270–273,275,302} furin condensation,^{276,303}

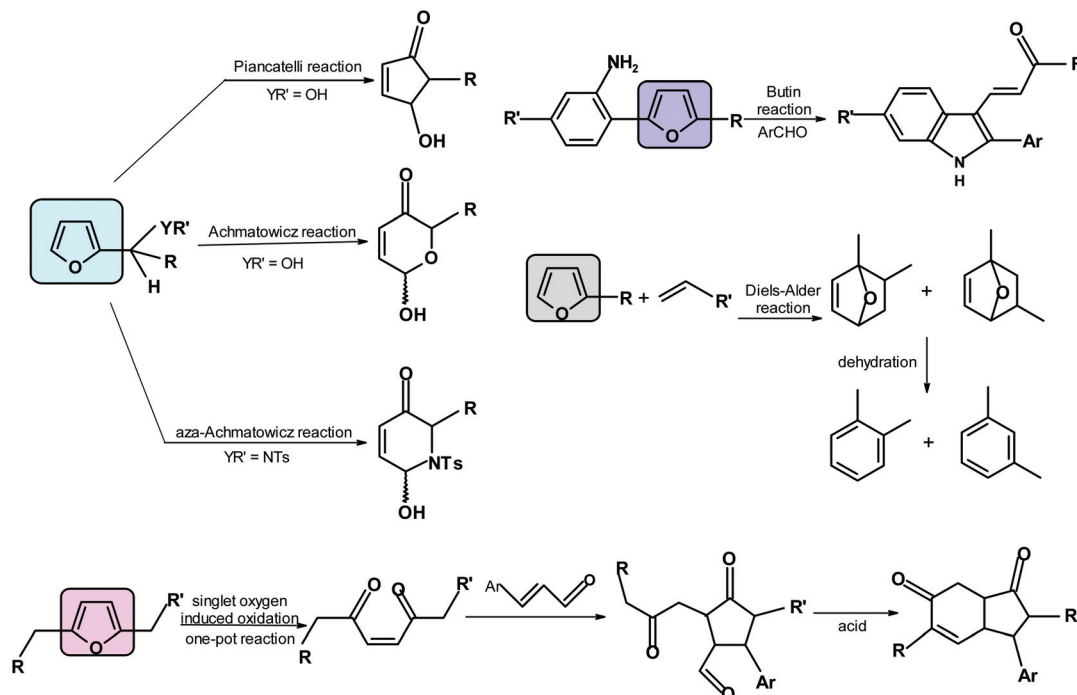
acetal formation with alcohols,^{304–306} Henry reaction with nitro-compounds,^{274,307} formation of adducts (followed by dehydration) with amines, hydrazines, hydroxylamines and related compounds,^{91,308–310} decarbonylation,³¹¹ reduction to alcohol⁹¹ and oxidation to acid.⁹¹ The most important reactions of the furfural aldehyde group are depicted in Scheme 7.



Scheme 7 Major reactions of the FUR and HMF aldehyde group.



Scheme 8 Main reactions of the HMF hydroxymethyl group.



Scheme 9 More important reactions of furans resulting in products with no furan ring.

5.3. Reactions of the hydroxymethyl group in HMF

They include oxidation to aldehyde or acid,^{91,312} nucleophilic substitution of the modified OH group to form halides,³¹³ esterification,³¹⁴ and etherification^{315,316} (Scheme 8).

5.4. Reactions of the furan ring producing moieties containing no furan ring

Examples of relevant processes are the Diels–Alder reaction (it may offer benzene derivatives),^{68,317,318} pyrrole and other heterocycle formation *via* the Butin reaction,³¹⁹ the oxa- and aza-Achmatowicz reaction forming 6-membered rings with O or N, respectively,⁶⁴ the Piancatelli reaction forming 4-hydroxycyclopentenones,^{320–322} singlet oxygen oxidations producing cyclopentanones and hydrindanes³²³ and formation of maleic acid³²⁴ (Scheme 9).

6. Conclusions/future perspectives

Around fifty years ago, most chemists believed that developing catalysts only slightly worse than natural catalysts (enzymes) in producing enantiopure compounds from non-chiral or racemic substrates would require an exorbitant R&D effort. Today, there are dozens of methodologies for the synthesis of chiral compounds with ee approaching 100%. Actually, chemists learned to use catalysts much less complex and wasteful than enzymes to produce results almost comparable to that in Nature.

Thus, there is a good reason to expect that coupling financial resources with an improved intellectual effort will solve

other equally difficult problems. Perhaps learning from Nature and adjusting its methods to our abilities will give direction. Incidentally, we understand how plants utilize CO₂ to form a plethora of organic compounds. However, taking advantage of modified chlorophyll seems to be less popular than expected.

Nature can utilize carbohydrates in the body (or generally, in cells) to synthesize almost any chemical. Can we do this also? Is it too arrogant to try? It seems that transforming biomass into compounds such as FPCs, and next, into a variety of organics is one of the most promising and economic options. This approach takes advantage of Nature's work (carbon dioxide has already been transformed into organic compounds) but takes it further.

The present perspective describes some aspects of the biotechnical revolution occurring presently. One of the main symptoms of this process is the replacement of refineries with biorefineries. Biorefineries, using biomass as feedstock, offer various advantages over refineries, which include:

1. The feedstock of biorefineries is renewable.
2. It is significantly less complicated than that of refineries (highly complex mixture of hydrocarbons), which allows for a relatively easy access to FPCs and other chemicals.
3. The biorefinery feedstock consists mainly of monosaccharides and polysaccharides composed (after hydrolysis) of pentoses and hexoses. Consequently, the direct products are partially oxygenated C5 and C6 hydrocarbons. Their level of functionalization is ideal for further processes, leading to a plethora of valuable chemicals. As a result of various degradations and condensations, the resulting products may have almost any number of carbon atoms. They all are easily separ-

able by process design. Note that petrochemical refineries start from a huge variety of hydrocarbons featuring similar physicochemical properties.

The biorefinery is a novel concept and technology, and thus it is experiencing learning difficulties. Time and effort are required to develop optimal solvents, conditions, reactants, catalysts or biocatalysts, *etc.* for specific processes. It is likely that the present difficulties such as problems in effectively forming FDCA from FUR or HMF will soon be overcome.

Two main areas of applications of biorefinery-derived furan-containing products have been proposed, *i.e.*, custom-made fuels for combustion engines and monomers for polymerization. Particularly interesting are polycondensation products to replace polyethylene terephthalate and related condensation polymerization products. Note that biorefinery products not only can offer diacids but also various symmetric diols, diamines, dihalides, *etc.* Thus, interesting targets include polyesters, polyamides, polyurethanes, polyureas, *etc.* Of course, important monomers such as acrylic and hydroxypropionic acids are also available from biorefineries.

The main purpose of this perspective is to promote another area of applications for biorefinery products, *i.e.*, synthetic industrial compounds belonging to specialty chemicals, fragrances, pharmaceuticals, nutraceuticals, mono- and disaccharides, alkaloids, *etc.* In this perspective, we looked at the possible applications of selected biorefinery-derived chemicals. We chose to briefly examine the most important FPC-derived (FUR and HMF) products. Herein, we attempted to highlight the commendable achievements and wonderful potential of the discussed materials. It was also shown that many enantiopure compounds can be formed directly from biomass or *via* intermediates such as modified sugars or HMF and FUR. FPCs are highly versatile starting materials that can enter reactions *via* the aldehyde group, hydroxymethyl group, C-2 of furan, and processes that transform furan into other entities such as other heterocycles and Diels Alder products.

Herein, we uncovered a clear need for accelerated research and development in this field. Although the formation of direct and indirect FPCs in the lab is reasonably well established, their industrial-scale production is considerably less advanced. The necessary R&D will have to focus on improved chemo- and bio-catalysts, isolation of individual products from the reaction mixture without any destruction of unreacted components such as cellulose, use and reuse of better solvents, *etc.* A successful implementation of effective biorefinery processes will require creativity, original thinking, time and, perhaps, some level of insanity.

If the biorefinery does not become a common reality, it will not be due to a lack of novel ideas. Recently Deska and co-workers³²⁵ incorporated “abiotic transformations into a recombinant bacterial host, which allowed the production of complex lactone building blocks. This whole cell system streamlines the synthetic cascade, eliminates isolation and purification steps, and provides a high degree stereoselectivity that has thus far been elusive in chemical methodology”. In other words, factory processes can take place in the cell.

Another potential methodology capable of dramatically improving the reaction kinetics is the use of strong, oriented electric fields.^{326–328} A catalyst such as an enzyme takes one molecule of one reactant and orients it against a molecule of another reactant. After completion of the reaction, the product is released, and the enzyme molecule is ready for the repetition of the cycle. A strong electric field can enforce mutual orientation of a significant part of all reactant molecules. The number of molecules oriented along the lines of the electric field depends on the dipole moment of the molecules, the process medium and strength of the electric field.

Flow chemistry has already become a common term in pharmaceutical R&D and manufacture, but to the best of our knowledge, to date, it has not been applied to large-scale processes.^{329,330} It is very likely it will become practical also in biorefinery-derived large-scale products.

Additionally, it is impossible to overstate the spectacular potential of the directed engineering of enzymes in modern industrial chemistry. The Nobel lecture of F. Arnold offers an excellent perspective on this issue.³³¹

Of course, not only furan compounds are derived from biomass. There are benzene derivatives (from lignin), a plethora of non-cyclic compounds and others. Many bio-based products are presently more expensive from biomass than refineries. This is an issue of scale and some economic bias. When these materials are produced on a larger scale, they will become substantially less expensive and likely to be less costly than petroleum-derived equivalents.

The primary conclusion is very important, *i.e.*, FPCs (which serve as an example here) are a marvelous alternative to (a) petrochemical refinery-derived fuels and other reactants and (b) thermochemical biorefinery-based fuels. This means that when carbon combustion is eliminated from energy-generating methods, we will have an excellent source of comparatively sophisticated chemicals directly and indirectly produced from renewable, safe, and green materials.

One can ask about priorities. Which biorefinery-related problems are the most urgent? The answer is obviously complex, but a few issues can be highlighted. As was already mentioned, the large-scale production of FDCA is essential. There are several reasons for the importance of FDCA production including the existing problems with PET polymers and the fact that LCB-derived polymers seem to be easier to collect, store and recycle than petrochemical plastics.

Also, we have shown that there are many good methods for the synthesis of enantiopure products from biomass or its components. However, it seems that there is a need for synthons containing one or two chiral centers that can be directly manufactured from biomass. This will dramatically facilitate the synthesis of various complex chemicals.

Arguably, another acute issue is the lack of operationally reliable and economically sound information in the literature on integrated validated processes comprising the effective separation of LCB components and channeling them into selective reaction pathways. Only recently things have begun to change. For example, Won *et al.*³³² announced the GVL

(gamma valerolactone) solvent-assisted chemo-catalytic treatment of LCB into an insoluble cellulose fraction, soluble C-5 sugar fraction and lignin utilized for heat and/or power generation. Interestingly, through the application of assorted unit operations such as dehydration, hydrogenation, oxidation, and hydration, the main LCB constituents, cellulose and hemicellulose, were effectively converted through multistep pathways into C₆ monomer synthon (FDCA) and C₅ aliphatic component (1,5-pentanediol). The authors included techno-economic analysis and life-cycle assessments for the products and their intermediates, discussing present market prices and predictable trends.

Conflicts of interest

There are no conflicts to declare.

References

- 1 <https://op.europa.eu/en/publication-detail/-/publication/8c4de15d-a17d-11eb-b85c-01aa75ed71a1/language-en/format-PDF/source-201342421>.
- 2 P. Morsetto, *J. Ind. Ecol.*, 2020, **24**, 763.
- 3 R. Geyer, J. R. Jambeck and K. L. Law, *Sci. Adv.*, 2017, **3**, e1700782.
- 4 J. Garcia-Martinez, *Angew. Chem., Int. Ed.*, 2021, **60**, 4956.
- 5 T. A. Bender, J. A. Dabrowski and M. R. Gagné, *Nat. Rev. Chem.*, 2018, **2**, 35.
- 6 R. A. Sheldon and M. Norton, *Green Chem.*, 2020, **22**, 6310.
- 7 A. J. Ragauskas, C. K. Williams, B. H. Davison, G. Britovsek, J. Cairney, C. A. Eckert, W. J. Frederick, Jr., J. P. Hallett, D. J. Leak, C. L. Liotta, J. R. Mielenz, R. Murphy, R. Templer and T. Tschaplinski, *Science*, 2006, **311**, 484.
- 8 A. Corma, S. Iborra and A. Velty, *Chem. Rev.*, 2007, **107**, 2411.
- 9 A. T. Ubando, C. B. Felix and W.-H. Chen, *Bioresour. Technol.*, 2020, **299**, 122585.
- 10 A. Kelloway and P. Daoutidis, *Ind. Eng. Chem. Res.*, 2013, **53**, 5261.
- 11 S. Farzad, M. A. Mandegari, M. Guo, K. F. Haigh, N. Shah and J. F. Görgens, *Biotechnol. Biofuels*, 2017, **10**, 87.
- 12 A. Duque, C. Alvarez, P. Domenech, P. Manzanares and A. D. Moreno, *Processes*, 2021, **9**, 206.
- 13 J.-M. Choi, S.-S. Han and H.-S. Kim, *Biotechnol. Adv.*, 2015, **33**, 1443.
- 14 C. K. Winkler, J. H. Schrittwieser and W. Kroutil, *ACS Cent. Sci.*, 2021, **7**, 55.
- 15 J. C. Serrano-Ruiz, R. Luque and A. Sepulveda-Escribano, *Chem. Soc. Rev.*, 2011, **40**, 5266.
- 16 A. Tursi, *Biofuel Res. J.*, 2019, **22**, 962.
- 17 K. Kohli, R. Prajapati and B. K. Sharma, *Energies*, 2019, **12**, 233.
- 18 I. Delidovich, P. J. C. Hausoul, L. Deng, R. Pfützenreuter, M. Rose and R. Palkovits, *Chem. Rev.*, 2016, **116**, 1540.
- 19 C. H. Zhou, X. Xia, C. X. Lin, D. S. Tong and J. Beltramini, *Chem. Soc. Rev.*, 2011, **40**, 5588.
- 20 P. Gallezot, *Chem. Soc. Rev.*, 2012, **41**, 1538.
- 21 F. H. Isikgor and C. R. Becer, *Polym. Chem.*, 2015, **6**, 4497.
- 22 C. Chatterjee, F. Pong and A. Sen, *Green Chem.*, 2015, **17**, 40.
- 23 J. van Haveren, E. L. Scott and J. Sanders, *Biofuels, Bioprod. Biorefin.*, 2008, **2**, 41.
- 24 G. Fiorentino and M. Ripa, *Biofuels, Bioprod. Biorefin.*, 2017, **11**, 195.
- 25 J. W. Döbereiner, *Ann. Pharm.*, 1832, **3**, 141.
- 26 H. J. Brownlee and C. S. Miner, *Ind. Eng. Chem.*, 1948, **40**, 2001.
- 27 S. Dutta, S. De, B. Saha and M. Imteyaz Alam, *Catal. Sci. Technol.*, 2012, **2**, 2025.
- 28 G. Machado, S. Leon, F. Santos, R. Lourega, J. Dullius, M. E. Mollmann and P. Eichler, *Nat. Resour. J.*, 2016, **7**, 115.
- 29 K. Yan, G. Wu, T. Lafleur and C. Jarvis, *Renewable Sustainable Energy Rev.*, 2014, **38**, 663.
- 30 D. T. Win, *Aust. J. Technol.*, 2005, **8**, 185.
- 31 S. Rivas, C. Vila, V. Santos and J. C. Parajó, *Holzforschung*, 2016, **70**, 901.
- 32 C. Aellig, D. Scholz, P. Y. Dapsens, C. Mondelli and J. Pérez-Ramírez, *Catal. Sci. Technol.*, 2015, **5**, 142.
- 33 X. Li, P. Jia and T. Wang, *ACS Catal.*, 2016, **6**, 7621.
- 34 L. Ricardi, W. Verboom, J. P. Lange and J. Huskens, *ChemSusChem*, 2020, **13**, 3589.
- 35 A. Mazar, O. Ajao, M. Benali, N. Jemaa, W. W. Al-Dajani and M. Paleologou, *ACS Sustainable Chem. Eng.*, 2020, **8**, 17345.
- 36 D. Weidener, W. Leitner, P. Domínguez de María, H. Klose and P. M. Grande, *ChemSusChem*, 2021, **14**, 909.
- 37 J. F. L. Silva, M. A. Selicani, T. L. Junqueira, B. C. Klein, S. Vaz Júnior and A. Bonomi, *Brazilian J. Chem. Eng.*, 2017, **34**, 623.
- 38 K. J. Zeitsch, *The Chemistry and Technology of Furfural and Its Many By-products*, Elsevier Science, Amsterdam NL, 2000.
- 39 C. M. Cai, T. Zhang, R. Kumar and C. E. Wyman, *J. Chem. Technol. Biotechnol.*, 2014, **89**, 2.
- 40 L. C. Nhien, N. V. D. Long, S. Kim and M. Lee, *Biochem. Eng. J.*, 2016, **116**, 166.
- 41 J.-P. Lange, E. van der Heide, J. van Buijtenen and R. Price, *ChemSusChem*, 2012, **5**, 150.
- 42 A. E. Eseyin and P. H. Steele, *Int. J. Adv. Chem.*, 2015, **3**, 42.
- 43 R. Mariscal, P. Maireles-Torres, M. Ojeda, I. Sádaba and M. López Granados, *Energy Environ. Sci.*, 2016, **9**, 1144.
- 44 A. Llevot, P.-K. Dannecker, M. von Czapiewski, L. C. Over, Z. Söyler and M. A. R. Meier, *Chem. – Eur. J.*, 2016, **22**, 11510.
- 45 S. Chen, R. Wojcieszak, F. Dumeignil, E. Marceau and S. Royer, *Chem. Rev.*, 2018, **118**, 11023.

- 46 R. Gérardy, D. P. Debecker, J. Estager, P. Luis and J.-C. M. Monbaliu, *Chem. Rev.*, 2020, **120**, 7219.
- 47 V. Krzelj, J. van Kampen, J. van der Schaaf and M. F. Neira d'Angelo, *Ind. Eng. Chem. Res.*, 2019, **58**, 16126.
- 48 Z. Chen, X. Bai, A. Lusi, W. A. Jacoby and C. Wan, *Bioresour. Technol.*, 2019, **289**, 121708.
- 49 A. Mittal, S. K. Black, T. B. Vinzant, M. O'Brien, M. P. Tucker and D. K. Johnson, *ACS Sustainable Chem. Eng.*, 2017, **5**, 5694.
- 50 B. M. Matsagar, S. A. Hossain, T. Islam, H. R. Alamri, Z. A. Alothman, Y. Yamauchi, P. L. Dhepe and K. C.-W. Wu, *Sci. Rep.*, 2017, **7**, 13508.
- 51 P. Sudarsanam, E. Peeters, E. V. Makshina, V. I. Parvulescu and B. F. Sels, *Chem. Soc. Rev.*, 2019, **48**, 2366.
- 52 R. Fang, A. Dhakshinamoorthy, Y. Li and H. Garcia, *Chem. Soc. Rev.*, 2020, **49**, 3638.
- 53 G. Shen, B. Andrioletti and Y. Queneau, *Curr. Opin. Green Sustain. Chem.*, 2020, **26**, 100384.
- 54 R. C. Cioc, M. Lutz, E. A. Pidko, M. Crockatt, J. C. van der Waal and P. C. A. Bruijninx, *Green Chem.*, 2021, **23**, 367.
- 55 A. Gandini, D. Coelho, M. Gomes, B. Rei and A. Silvestre, *J. Mater. Chem.*, 2009, **19**, 8656.
- 56 A. Gandini and T. M. Lacerda, *Prog. Polym. Sci.*, 2015, **48**, 1.
- 57 W. Sliwa, *Chem. Heterocycl. Compd.*, 2004, **40**, 683.
- 58 A. R. Chaudhry, B. U. Haq, S. Muhammad, A. Laref and A. Irfan, *Comput. Theor. Chem.*, 2019, **1147**, 20.
- 59 Z. J. Brentzel, K. J. Barnett, K. Huang, C. T. Maravelias, J. A. Dumesic and G. W. Huber, *ChemSusChem*, 2017, **10**, 1351.
- 60 C. Xu, E. Paone, D. Rodríguez-Padrón, R. Luque and F. Mauriello, *Renewable Sustainable Energy Rev.*, 2020, **127**, 109852.
- 61 J. P. M. Nunes, C. A. M. Afonso and S. Caddick, *RSC Adv.*, 2013, **3**, 14975.
- 62 C. Piutti and F. Quartieri, *Molecules*, 2013, **18**, 12290.
- 63 R. Ramos, A. Grigoropoulos, N. Perret, M. Zanella, A. P. Katsoulidis, T. D. Manning, J. B. Claridgea and M. J. Rosseinsky, *Green Chem.*, 2017, **19**, 1701.
- 64 R. Bielski and G. Gryniewicz, *Tetrahedron*, 2021, **85**, 132058.
- 65 P.-F. Koh, P. Wang, J.-M. Huang and T.-P. Loh, *Chem. Commun.*, 2014, **50**, 8324.
- 66 F. van Der Pijl, F. L. van Delft and F. P. J. T. Rutjes, *Eur. J. Org. Chem.*, 2015, 4811.
- 67 I. V. Trushkov, M. G. Uchuskin and A. V. Butin, *Eur. J. Org. Chem.*, 2015, 2999.
- 68 F. A. Kucherov, K. I. Galkin, E. G. Gordeev and V. P. Ananikov, *Green Chem.*, 2017, **19**, 4858.
- 69 D. Olender, J. Zwawiak and L. Zaprutko, *Pharmaceuticals*, 2018, **11**, 54.
- 70 M. D. Delost, D. T. Smith, B. J. Anderson and J. T. Njardson, *J. Med. Chem.*, 2018, **61**, 10996.
- 71 F. Hasegawa, K. Niidome, C. Migihashi, M. Murata, T. Negoro, T. Matsumoto, K. Kato and A. Fujii, *Bioorg. Med. Chem. Lett.*, 2014, **24**, 4266.
- 72 A. Astarita, F. Cermola, M. R. Iesce and L. Previtera, *Tetrahedron*, 2008, **64**, 6744.
- 73 B. M. Trost and Z. Shi, *J. Am. Chem. Soc.*, 1996, **118**, 3037.
- 74 M. Stafford-Smith, D. Griggs, O. Gaffney, F. Ullah, B. Reyers, N. Kanie, B. Stigson, P. Shrivastava, M. Leach and D. O'Connell, *Sustain. Sci.*, 2017, **12**, 911.
- 75 P. T. Anastas and J. B. Zimmerman, *Curr. Opin. Green Sustain. Chem.*, 2018, **13**, 150.
- 76 A. M. Noce, *Chem. Eng. News*, 2018, **96**(22), 43.
- 77 J. B. Binder, J. J. Blank, A. V. Cefali and R. T. Raines, *ChemSusChem*, 2010, **3**, 1268.
- 78 X. Hu, R. J. M. Westerhof, D. Dang, L. Wu and C. Z. Li, *ACS Sustainable Chem. Eng.*, 2014, **2**, 2562.
- 79 J. S. Luterbacher, D. Martin-Alonso and J. A. Dumesic, *Green Chem.*, 2014, **16**, 4816.
- 80 G. Zang, A. Shah and C. Wan, *J. Cleaner Prod.*, 2020, **260**, 120837.
- 81 Y. Luo, Z. Li, X. Li, X. Liu, J. Fan, J. H. Clark and C. Hu, *Catal. Today*, 2019, **319**, 14.
- 82 P. Rachamontree, T. Donzou, K. Cheenkachorn, M. Sriyariyanun and K. Rattanaporn, *Appl. Sci. Eng. Prog.*, 2020, **13**, 3.
- 83 G. Guillén-Gosálbez, F. You, Á. Galán-Martín, C. Pozo and I. E. Grossmann, *Curr. Opin. Chem. Eng.*, 2019, **26**, 170.
- 84 I. Ioannou, S. C. D'Angelo, Á. Galán-Martín, C. Pozo, J. Pérez-Ramírez and G. Guillén-Gosálbez, *React. Chem. Eng.*, 2021, **6**, 1179.
- 85 B. R. Bakshi, *Annu. Rev. Chem. Biomol. Eng.*, 2019, **10**, 265.
- 86 J. Kleinekorte, L. Fleitmann, M. Bachmann, A. Kätelhön, A. Barbosa-Póvoa, N. von der Assen and A. Bardow, *Annu. Rev. Chem. Biomol. Eng.*, 2020, **11**, 203.
- 87 F. H. Newth, *Adv. Carbohydr. Chem.*, 1951, **6**, 83.
- 88 J. B. Binder and R. T. Raines, *J. Am. Chem. Soc.*, 2009, **131**, 1979.
- 89 S. P. Teong, G. Yi and Y. Zhang, *Green Chem.*, 2014, **16**, 215.
- 90 B. M. F. Kuster, *Starch*, 1990, **42**, 314.
- 91 J. Lewkowski, *ARKIVOC*, 2001, **2**, 17.
- 92 Y. Román-Leshkov, J. N. Chheda and J. A. Dumesic, *Science*, 2006, **312**, 1933.
- 93 A. A. Rosatella, S. P. Simeonov, R. F. M. Frade and C. A. M. Afonso, *Green Chem.*, 2011, **13**, 754.
- 94 R. J. van Putten, J. C. van der Waal, E. de Jong, C. B. Rasrendra, H. J. Heeres and J. G. de Vries, *Chem. Rev.*, 2013, **113**, 1499.
- 95 C.-H. Zhou, X. Xia, C.-X. Lin, D.-S. Tong and J. Beltramini, *Chem. Soc. Rev.*, 2011, **40**, 5588.
- 96 B. Liu and Z. H. Zhang, *ChemSusChem*, 2016, **9**, 2015.
- 97 P. Bhaumik and P. L. Dhepe, *Catal. Rev. Sci. Eng.*, 2016, **58**, 36.
- 98 A. C. G. Vries, *Chem. Rec.*, 2016, **16**, 2787.
- 99 P. K. Rout, A. D. Nannaware, O. Prakash, A. Kalra and R. Rajasekharan, *Chem. Eng. Sci.*, 2016, **142**, 318.

- 100 H. Zhang, H. Pan and S. Yang, *Curr. Nanosci.*, 2017, **13**, 513.
- 101 V. M. Chernyshev, O. A. Kravchenko and V. P. Ananikov, *Russ. Chem. Rev.*, 2017, **86**, 357.
- 102 F. A. Kucherov, L. V. Romashov, K. I. Galkin and V. P. Ananikov, *ACS Sustainable Chem. Eng.*, 2018, **6**, 8064.
- 103 G. G. Millán, S. Hellsten, J. Llorca, R. Luque, H. Sixta and A. M. Balu, *ChemCatChem*, 2019, **11**, 2022.
- 104 J. Esteban, A. J. Vorholt and W. Leitner, *Green Chem.*, 2020, **22**, 2097.
- 105 L. Hu, Y. Jiang, Z. Wu, X. Wang, A. He, J. Xu and J. Xu, *J. Cleaner Prod.*, 2020, **276**, 124219.
- 106 H. Chang, I. Bajaj, G. Huber, C. T. Maravelias and J. Dumesic, *Green Chem.*, 2020, **22**, 5285.
- 107 A. Gandini, *Green Chem.*, 2011, **13**, 1061.
- 108 R. De Clercq, M. Dusselier and B. F. Sels, *Green Chem.*, 2017, **19**, 5012.
- 109 W. Fan, C. Verrier, Y. Queneau and F. Popowycz, *Curr. Org. Synth.*, 2019, **4**, 583.
- 110 K. I. Galkin and V. P. Ananikov, *ChemistryOpen*, 2020, **9**, 1135.
- 111 J. Mitra, X. Zhou and T. Rauchfuss, *Green Chem.*, 2015, **17**, 307.
- 112 W. Deng, Q. Zhang and Y. Wang, *Sci. China: Chem.*, 2015, **58**, 29.
- 113 S. Kang, J. Fu and G. Zhang, *Renewable Sustainable Energy Rev.*, 2018, **94**, 340.
- 114 M. Mascal, *ChemSusChem*, 2015, **8**, 3391.
- 115 H. Wang, T. Deng, Y. Wang, Y. Qi, X. Hou and Y. Zhu, *Bioresour. Technol.*, 2013, **136**, 394.
- 116 P. P. Upare, Y. K. Hwang and D. W. Hwang, *Green Chem.*, 2018, **20**, 879.
- 117 J. N. Chheda, G. W. Huber and J. A. Dumesic, *Angew. Chem., Int. Ed.*, 2007, **46**, 7164.
- 118 C. Chatterjee, F. Pong and A. Sen, *Green Chem.*, 2015, **17**, 40.
- 119 L. L. Adduci, T. A. Bender, J. A. Dabrowski and M. R. Gagné, *Nat. Chem.*, 2015, **7**, 576; L. L. Adduci, T. A. Bender, J. A. Dabrowski and M. R. Gagné, *Nat. Chem.*, 2015, **7**, 759.
- 120 R. L. De Souza, H. Yu, F. Rataboul and N. Essayem, *Challenges*, 2012, **3**, 212.
- 121 G. Yi, S. P. Teong, X. Li and Y. Zhang, *ChemSusChem*, 2014, **7**, 2131.
- 122 K. I. Galkin and V. P. Ananikov, *ChemSusChem*, 2019, **12**, 2976.
- 123 T. M. Aida, K. Tajima, M. Watanabe, Y. Saito, K. Kuroda, T. Nonaki, H. Hattori, R. L. Smith, Jr. and K. Arai, *J. Supercrit. Fluids*, 2007, **42**, 110.
- 124 A. S. Amarasekara, L. T. D. Williams and C. C. Ebede, *Carbohydr. Res.*, 2008, **343**, 3021.
- 125 L.-K. Ren, L.-F. Zhu, T. Qi, J.-Q. Tang, H.-Q. Yang and C.-W. Hu, *ACS Catal.*, 2017, **7**, 2199.
- 126 M. Bicker, D. Kaiser, L. Ott and H. Vogel, *J. Supercrit. Fluids*, 2005, **36**, 118.
- 127 A. Ranoux, K. Djanashvili, I. W. C. E. Arends and U. Hanefeld, *ACS Catal.*, 2013, **3**, 760.
- 128 G. S. Svenningsen, R. Kumar, C. E. Wyman and P. Christopher, *ACS Catal.*, 2018, **8**, 5591.
- 129 B. Saha and M. M. Abu-Omar, *Green Chem.*, 2014, **16**, 24.
- 130 S. Siankevich, Z. Fei, R. Scopoletti, G. Laurenczy, S. Katsyuba, N. Yan and P. J. Dyson, *ChemSusChem*, 2014, **7**, 1647.
- 131 S. Eminov, J. D. E. T. Wilton-Ely and J. P. Hallett, *ACS Sustainable Chem. Eng.*, 2014, **2**, 978.
- 132 R. Fang, A. Dhakshinamoorthy, Y. Li and H. Garcia, *Chem. Soc. Rev.*, 2020, **49**, 3638.
- 133 V. G. Zuin, I. Eilks, M. Elschami and K. Kümmerer, *Green Chem.*, 2021, **23**, 1594.
- 134 J. A. Haack and J. E. Hutchison, *ACS Sustainable Chem. Eng.*, 2016, **4**, 5889.
- 135 J. Esteban, A. J. Vorholt and W. Leitner, *Green Chem.*, 2020, **22**, 2097.
- 136 T. W. Walker, A. K. Chew, R. C. Van Lehn, J. A. Dumesic and G. W. Huber, *Top. Catal.*, 2020, **63**, 649.
- 137 S. P. Simeonov, J. A. S. Coelho and C. A. M. Afonso, *Org. Synth.*, 2016, **93**, 29.
- 138 M. Knierbein, M. Voges and C. Held, *Org. Process Res. Dev.*, 2020, **24**, 1052.
- 139 S. L. Barbosa, M. de S. Freitas, W. T. P. dos Santos, D. L. Nelson, S. I. Klein, G. C. Clososki, F. J. Caires, A. C. M. Baroni and A. P. Wentz, *Sci. Rep.*, 2021, **11**, 1919.
- 140 A. T. Ubando, C. B. Felix and W.-H. Chen, *Bioresour. Technol.*, 2020, **299**, 122585.
- 141 S. D. Tilley, *Adv. Energy Mater.*, 2019, **9**, 1802877.
- 142 J. B. Heo, Y.-S. Lee and C.-H. Chung, *Biotechnol. Adv.*, 2019, **37**, 107422.
- 143 C. Thoma, J. Konnerth, W. Sailer-Kronlachner, P. Solt, T. Rosenau and H. W. G. van Herwijnen, *ChemSusChem*, 2020, **13**, 3544.
- 144 S. Krawielitzki, *Chimia*, 2020, **74**, 776.
- 145 <https://www.globenewswire.com/news-release/2019/04/12/1803565/0/en/2-5-Furandicarboxylic-Acid-FDCA-Market-Size-Worth-Around-850-Million-By-2025-Acumen-Research-and-Consulting.html>.
- 146 O. Gidron, A. Dadvand, Y. Sheynin, M. Bendikov and D. F. Perepichka, *Chem. Commun.*, 2011, **47**, 1976.
- 147 A. Islam, Z. Liu, R. Peng, W. Jiang, T. Lei, W. Li, L. Zhang, R. Yang, G. Qian and Z. Ge, *Chin. J. Polym. Sci.*, 2017, **35**, 171.
- 148 L. I. Palmer and J. R. de Alaniz, *Synlett*, 2014, **25**, 8.
- 149 R. Chung, D. Yu, V. T. Thai, A. F. Jones, G. K. Veits, J. R. de Alaniz and J. E. Hein, *ACS Catal.*, 2015, **5**, 4579.
- 150 S. Sowmiah, L. F. Veiros, J. M. S. S. Esperanca, L. P. N. Rebelo and C. A. M. Afonso, *Org. Lett.*, 2015, **17**, 5244.
- 151 H. Quiroz-Florentino, R. I. Hernández-Benitez, J. A. Aviña, E. Burgueño-Tapia and J. Tamariz, *Synthesis*, 2011, 1106.
- 152 V. Ilkei, K. Faragó, Z. Sánta, M. Dékány, L. Hazai, Jr., C. Szántay and G. Kalas, *Int. J. Org. Chem.*, 2014, **4**, 309.

- 153 M. Hellwig and T. Henle, *Angew. Chem., Int. Ed.*, 2014, **53**, 10316.
- 154 F. J. Tessier, *Pathol. Biol.*, 2010, **58**, 214.
- 155 L. A. Peterson, *Chem. Res. Toxicol.*, 2013, **18**, 6.
- 156 M. Banerjee, H. K. S. Kumar and M. Banerjee, *Int. J. Res. Phytochem. Pharmacol.*, 2015, **5**, 48.
- 157 E. Oder, M. K. Safo, O. Abdulmalik and G. J. Kato, *Br. J. Hematol.*, 2016, **175**, 24.
- 158 G. G. Xu, P. P. Pagare, M. S. Ghatge, R. P. Safo, A. Gazi, Q. Chen, T. David, A. B. Alabbas, F. N. Musayev, J. Venitz, Y. Zhang, M. K. Safo and O. Abdulmalik, *Mol. Pharmaceutics*, 2017, **14**, 3499.
- 159 H. Sugimura, M. Kikuchi, S. Kato, W. Sekita and I. Sasaki, *Tetrahedron*, 2016, **72**, 7638.
- 160 Q. Hou, X. Qi, M. Zhen, H. Qian, Y. Nie, C. Bai, S. Zhang, X. Bai and M. Ju, *Green Chem.*, 2021, **23**, 119.
- 161 A. Gandini, T. M. Lacerda, A. J. Carvalho and E. Trovatti, *Chem. Rev.*, 2016, **116**, 1637.
- 162 G. Z. Papageorgiu, D. G. Papageorgiu, Z. Terzopoulou and D. N. Bikiaris, *Eur. Polym. J.*, 2016, **83**, 202.
- 163 S. E. Davis, B. N. Zope and R. J. Davis, *Green Chem.*, 2012, **14**, 143.
- 164 D. Zhang and M.-J. Dumont, *J. Polym. Sci., Part A: Polym. Chem.*, 2017, **55**, 1478.
- 165 A. A. Ghatta, J. D. E. T. Wilton-Ely and J. P. Hallet, *Green Chem.*, 2021, **23**, 1716.
- 166 G. Dedes, A. Karnaouri and E. Topakas, *Catalysts*, 2020, **10**, 743.
- 167 M. Sajid, X. Zhao and D. Liu, *Green Chem.*, 2018, **20**, 5427.
- 168 A. F. Sousa, C. Vilela, A. C. Fonseca, M. Matos, C. S. R. Freire, G.-J. M. Gruter, J. F. J. Coelho and A. D. J. Silvestre, *Polym. Chem.*, 2015, **6**, 5961.
- 169 R. Fittig and H. Heizelmann, *Chem. Ber.*, 1876, **9**, 1198.
- 170 S. Thiyagarajan, A. Pukin, J. van Haveren, M. Lutz and D. S. van Es, *RSC Adv.*, 2013, **3**, 15678.
- 171 K. Kohli, R. Prajapati and B. K. Sharma, *Energies*, 2019, **12**, 233.
- 172 X. Fei, J. Wang, J. Zhu, X. Wang and X. Liu, *ACS Sustainable Chem. Eng.*, 2020, **8**, 8471.
- 173 A. Banerjee, G. R. Dick, T. Yoshino and M. W. Kanan, *Nature*, 2016, **531**, 215.
- 174 G. R. Dick, A. D. Frankhouser, A. Banerjee and M. W. Kanan, *Green Chem.*, 2017, **19**, 2966.
- 175 Y. Shao, X. Hu, Z. Zhang, K. Sun, G. Gao, T. Wei, S. Zhang, S. Hu, J. Xing and Y. Wang, *Green Energy Environ.*, 2019, **4**, 400.
- 176 J. Pang, M. Zheng, R. Sun, A. Wang, X. Wang and T. Zhang, *Green Chem.*, 2016, **18**, 342.
- 177 X. Zuo, P. Venkitasubramanian, D. H. Busch and B. Subramaniam, *ACS Sustainable Chem. Eng.*, 2016, **4**, 3659.
- 178 H. Ban, Y. Zhang, S. Chen, Y. Cheng, T. Pan, L. Wang and X. Li, *ACS Sustainable Chem. Eng.*, 2020, **8**, 8011.
- 179 J. Zhang, Y. Liu, Z. Qi, L. He and L. Peng, *BioResources*, 2020, **15**, 4502.
- 180 W. Partenheimer and V. V. Grushin, *Adv. Synth. Catal.*, 2001, **343**, 102.
- 181 S. Chen, Y. Cheng, H. Ban, Y. Zhang, L. Zheng, L. Wang and X. Li, *Ind. Eng. Chem. Res.*, 2020, **8**, 8011.
- 182 P. Sudarsanam, E. Peeters, E. V. Makshina, V. I. Parvulescu and B. F. Sels, *Chem. Soc. Rev.*, 2019, **48**, 2366.
- 183 Y. Yamamoto, M. Ota, S. Kodama, K. Michimoto, A. Nomoto, A. Ogawa, M. Furuya and K. Kawakami, *ACS Omega*, 2021, **6**, 2239.
- 184 D. J. Chadderdon, L. Xin, J. Qi, Y. Qiu, P. Krishna, K. L. More and W. Li, *Green Chem.*, 2014, **16**, 3778.
- 185 J. Weidner, S. Barwe, K. Sliozberg, S. Piontek, J. Masa, U.-P. Apfel and W. Schuhmann, *Beilstein J. Org. Chem.*, 2018, **14**, 1436.
- 186 K. K. Meier, S. M. Jones, T. Kaper, H. Hansson, M. J. Koetsier, S. Karkehabadi, E. I. Solomon, M. Sandgren and B. Kelemen, *Chem. Rev.*, 2018, **118**, 2593.
- 187 H. Guo, Y. Chang and D.-J. Lee, *Bioresour. Technol.*, 2018, **252**, 198.
- 188 H. Østby, L. D. Hansen, S. J. Horn, V. G. H. Eijssin and A. Várnai, *J. Ind. Microbiol. Biotechnol.*, 2020, **47**, 623.
- 189 A. Dadwal, S. Sharma and T. Satyanarayana, *Front. Microbiol.*, 2020, **11**, 1387.
- 190 Z. Zhou, X. Ju, J. Chen, R. Wang, Y. Zhong and L. Li, *Bioresour. Technol.*, 2021, **319**, 124159.
- 191 J.-J. Dong, E. Fernandez-Fueyo, F. Hollmann, C. E. Paul, M. Pesic, S. Schmidt, S. Younes and W. Zhang, *Angew. Chem., Int. Ed.*, 2018, **57**, 9238.
- 192 S. C. Hammer, A. M. Knight and F. H. Arnold, *Curr. Opin. Green Sustain. Chem.*, 2017, **7**, 23.
- 193 F. Koopman, N. Wierckx, J. H. de Winde and H. J. Ruijsenaars, *Bioresour. Technol.*, 2010, **101**, 6291.
- 194 W. P. Dijkman, D. E. Groothuis and M. W. Fraaije, *Angew. Chem., Int. Ed.*, 2014, **53**, 6515.
- 195 W. P. Dijkman, C. Binda, M. W. Fraaije and A. Mattevi, *ACS Catal.*, 2015, **5**, 1833.
- 196 C.-T. Hsu, Y.-C. Kuo, Y.-C. Liu and S.-L. Tsai, *Microbiol. Biotechnol.*, 2020, **13**, 1094.
- 197 C.-F. Yang and C.-R. Huang, *Bioresour. Technol.*, 2016, **2014**, 311.
- 198 C.-F. Yang and C.-R. Huang, *J. Biosci. Bioeng.*, 2018, **125**, 407.
- 199 S. M. McKenna, S. Leimkuehler, S. Herter, N. J. Turner and A. J. Carnell, *Green Chem.*, 2015, **17**, 3271.
- 200 X. Wang, *ACS Sustainable Chem. Eng.*, 2020, **8**, 4341.
- 201 K. A. P. Payne, S. A. Marshall, K. Fisher, M. J. Cliff, D. M. Cannas, C. Yan, D. J. Heyes, D. A. Parker, I. Larrosa and D. Leys, *ACS Catal.*, 2019, **9**, 2854.
- 202 A. D. K. Deshan, L. Atanda, L. Moghaddam, D. W. Rackemann, J. Beltramini and W. O. S. Doherty, *Front. Chem.*, 2020, **8**, 659.

- 203 X.-n. Ye, Q. Lu, X. Wang, H.-q. Guo, M.-s. Cui, C.-q. Dong and Y.-p. Yang, *ACS Sustainable Chem. Eng.*, 2017, **5**, 10815.
- 204 K. Tomishige, Y. Nakagawa and M. Tamura, *Green Chem.*, 2017, **19**, 2876.
- 205 K. Tomishige, Y. Nakagawa and M. Tamura, *Curr. Opin. Green Sustain. Chem.*, 2020, **22**, 13.
- 206 M. Tamura, Y. Nakagawa and K. Tomishige, *Catal. Sci. Technol.*, 2020, **10**, 3805.
- 207 K. Tomishige, Y. Nakagawa and M. Tamura, *Chin. Chem. Lett.*, 2020, **31**, 1071.
- 208 G. K. Cook and M. A. Andrews, *J. Am. Chem. Soc.*, 1996, **118**, 9448.
- 209 M. Shiramizu and D. Toste, *Angew. Chem., Int. Ed.*, 2012, **51**, 8082.
- 210 L. L. Adduci, T. A. Bender, J. A. Dabrowski and M. R. Gagne, *Nat. Chem.*, 2015, **7**, 576.
- 211 A. K. Misra and G. Agnihotri, *Carbohydr. Res.*, 2004, **339**, 1381.
- 212 A. Dutta, D. Dhara, P. K. Parida, A. Si, R. Yesuvadian, K. Jana and A. K. Misra, *RSC Adv.*, 2017, **7**, 28853.
- 213 L. Molina, A. J. Moreno-Vargas, A. T. Carmona and I. Robina, *Synlett*, 2006, **2006**, 1327.
- 214 S. Sato, Y. Naito and K. Aoki, *Carbohydr. Res.*, 2007, **342**, 913.
- 215 J. S. Yadav, B. V. S. Reddy, M. Sreenivas and G. Satheesh, *Synthesis*, 2007, 1712.
- 216 G. Bartoli, J. G. Fernández-Bolaños, G. Di Antonio, G. Foglia, S. Giuli, R. Gunnella, M. Mancinelli, E. Marcantoni and M. Paoletti, *J. Org. Chem.*, 2007, **72**, 6029.
- 217 L. Nagarapu, M. V. Chary, A. Satyender, B. Supriya and R. Bantu, *Synthesis*, 2009, 2278.
- 218 V. Escante, T. K. Olszewski, E. Petit and C. Grison, *ChemSusChem*, 2014, **7**, 1915.
- 219 A. D. Sutton, J. K. Kim, R. Wu, C. B. Hoyt, D. B. Kimball, L. A. Silks III and J. C. Gordon, *ChemSusChem*, 2016, **9**, 2298.
- 220 N. Ronaghi, D. M. Fialho, C. W. Jones and S. France, *J. Org. Chem.*, 2020, **85**, 15337.
- 221 M. R. Lambu and Z. M. A. Judeh, *Green Chem.*, 2019, **21**, 821.
- 222 J. Liu, F. Li, X. Zheng, J. Su, Y. Yu, L. Wang and H. Zhuang, *Process Biochem.*, 2021, **101**, 99.
- 223 A. Boto, D. Hernández and R. Hernández, *Org. Lett.*, 2007, **9**, 2021.
- 224 F. W. Lichtenthaler, D. Martin, T. Weber and H. Schiweck, *Liebigs Ann. Chem.*, 1993, **1993**, 967.
- 225 F. W. Lichtenthaler, *Acc. Chem. Res.*, 2002, **35**, 728.
- 226 D. Martin and F. W. Lichtenthaler, *Tetrahedron: Asymmetry*, 2006, **17**, 756.
- 227 C. Fayet and J. Gelas, *Heterocycles*, 1983, **20**, 1563.
- 228 F. Gonzalez, S. Lesage and A. S. Perlin, *Carbohydr. Res.*, 1975, **42**, 267.
- 229 F. M. Hauser, S. R. Ellenberger and W. P. Ellenberger, *Tetrahedron Lett.*, 1988, **29**, 4939.
- 230 M. Saeed, T. Ilg, M. Schick, M. Abbas and W. Voelter, *Tetrahedron Lett.*, 2001, **42**, 7401.
- 231 E. N. Tzanetou, K. M. Kasiotis, P. Magiatis and S. A. Haroutounian, *Molecules*, 2007, **12**, 735.
- 232 M. Hayashi, H. Kawabata and K. Yamada, *J. Chem. Soc., Chem. Commun.*, 1999, **1999**, 965.
- 233 B. S. Babu and K. K. Balasubramanian, *J. Org. Chem.*, 2000, **65**, 4198.
- 234 S. B. Boga and K. K. Balasubramanian, *ARKIVOC*, 2004, (viii), 87.
- 235 J. L. Babu, A. Khare and Y. D. Vankar, *Molecules*, 2005, **10**, 884.
- 236 J. S. Yadav, B. V. S. Reddy and A. V. Madhavi, *J. Mol. Catal. A: Chem.*, 2005, **226**, 213.
- 237 A. Agarwal, S. Rani and Y. D. Vankar, *J. Org. Chem.*, 2004, **69**, 6137.
- 238 M. Teijeira, Y. Fall, F. Santamarta and E. Tojo, *Tetrahedron Lett.*, 2007, **48**, 7926.
- 239 M. Saquib, I. Husain, B. Kumar and A. K. Shaw, *Chem. – Eur. J.*, 2009, **15**, 6041.
- 240 A. N. Butkevich, L. Meerpoel, I. Stansfield, P. Angibaud, A. Corbu and J. Cossy, *Org. Lett.*, 2013, **15**, 3840.
- 241 N. Hussain, M. Bhardwaj, A. Ahmed and D. Mukherjee, *Org. Lett.*, 2019, **21**, 3034.
- 242 K. Mal, A. Sharma and I. Das, *Chem. – Eur. J.*, 2014, **20**, 11932.
- 243 K. Mal, A. Kaur and I. Das, *Asian J. Org. Chem.*, 2015, **4**, 1132.
- 244 K. Mal and I. Das, *J. Org. Chem.*, 2016, **81**, 932.
- 245 V. Luque-Agudo, M. V. Gil, E. Román and J. A. Serrano, *Green Chem.*, 2016, **18**, 3844.
- 246 J. Li, M. Lutz, M. Otte and R. J. M. Klein Gebbink, *ChemCatChem*, 2018, **10**, 4755.
- 247 J. Arekion, M. Delmas and A. Gasset, *Biomass*, 1983, **3**, 59.
- 248 D. Balachari, N. Quinn and A. O'Doherty, *Tetrahedron Lett.*, 1999, **40**, 4769.
- 249 A. Mehner, A. L. Montero, R. Martinez and S. Spange, *Molecules*, 2007, **12**, 634.
- 250 Z. Jian, L. Falivene, G. Boffa, S. O. Sánchez, L. Caporaso, A. Grassi and S. Mecking, *Angew. Chem., Int. Ed.*, 2016, **55**, 14378.
- 251 S. O. Sánchez, F. Marra, A. Dibenedetto, M. Aresta and A. Grassi, *Macromolecules*, 2014, **47**, 7129.
- 252 R. Skowronski, G. Grabowski, J. Lewkowski, G. Descotes, L. Cottier and C. Neyret, *Org. Prep. Proced. Int.*, 1993, **25**, 353.
- 253 G. Li, W. Jiao, Z. Sun, Y. Zhao, Z. Shi, Y. Yan, L. Feng, Y. Zhang and Y. Tang, *ACS Sustainable Chem. Eng.*, 2018, **6**, 4316.
- 254 S. Prodinger, M. F. K. Verstreken and R. F. Lobo, *ACS Sustainable Chem. Eng.*, 2020, **8**, 11930.
- 255 T. Taniguchi, H. Ohnishi and K. Ogasawara, *Chem. Commun.*, 1996, **1996**, 1477.
- 256 L.-X. Liao, Z.-M. Wang, H.-X. Zhang and W.-S. Zhou, *Tetrahedron: Asymmetry*, 1999, **10**, 3649.

- 257 M. A. Ciufolini, C. Y. W. Hermann, Q. Dong, T. Shimizu, S. Swaminathan and N. Xi, *Synlett*, 1998, 105.
- 258 M. H. Haukaas and G. A. O'Doherty, *Org. Lett.*, 2001, **3**, 401.
- 259 T. Ohkuma, M. Koizumi, M. Yoshida and R. Noyori, *Org. Lett.*, 2000, **2**, 1749.
- 260 R. Noyori and T. Ohkuma, *Angew. Chem., Int. Ed.*, 2001, **40**, 40.
- 261 D. G. Drueckhammer, C. F. Barbas III, K. Nozaki, C.-H. Wong, C. Y. Wood and M. A. Ciufolini, *J. Org. Chem.*, 1988, **53**, 1607.
- 262 D. Thiel, D. Doknić and J. Deska, *Nat. Commun.*, 2014, **5**, 5278.
- 263 F. Blume, Y.-C. Liu, D. Thiel and J. Deska, *J. Mol. Catal. B: Enzym.*, 2016, **134**, 280.
- 264 P.-F. Koh and T.-P. Loh, *Green Chem.*, 2015, **17**, 3746.
- 265 P. Kwiatkowski, J. Majer, W. Chaładaj and J. Jurczak, *Org. Lett.*, 2006, **8**, 5045.
- 266 J. Majer, P. Kwiatkowski and J. Jurczak, *Org. Lett.*, 2008, **10**, 2955.
- 267 S. Yamazaki, S. Kashima, T. Kuriyama, Y. Iwata, T. Morimoto and K. Kakiuchi, *Tetrahedron: Asymmetry*, 2009, **20**, 1224.
- 268 D. Uraguchi, K. Sorimachi and M. Terada, *J. Am. Chem. Soc.*, 2004, **126**, 11804.
- 269 P. Schäfer, T. Palacin, M. Sidera and S. P. Fletcher, *Nat. Commun.*, 2017, **8**, 15762; P. Schäfer, T. Palacin, M. Sidera and S. P. Fletcher, *Nat. Commun.*, 2018, **9**, 16216.
- 270 S. F. Martin, C. Gluchowski, C. L. Campbell and R. C. Chapman, *J. Org. Chem.*, 1984, **49**, 2512.
- 271 P. A. Wender, K. D. Rice and M. E. Schnute, *J. Am. Chem. Soc.*, 1997, **119**, 7897.
- 272 J. Krüger and E. M. Carreira, *J. Am. Chem. Soc.*, 1998, **120**, 837.
- 273 M. Garcia-Valverde, J. Nieto, R. Pedrosa and M. Vicente, *Tetrahedron*, 1999, **55**, 2755.
- 274 A. E. Aydin and S. Yuksekdanaci, *Tetrahedron: Asymmetry*, 2013, **24**, 14.
- 275 Z. J. Witzak, R. Bielski and D. M. Mencer, *Tetrahedron Lett.*, 2017, **58**, 4069.
- 276 A. Kabro, E. C. Escudero-Adán, V. V. Grushin and P. V. N. M. van Leeuwen, *Org. Lett.*, 2012, **14**, 4014.
- 277 Y.-L. Su, Z.-Y. Han, Y.-H. Li and L.-Z. Gong, *ACS Catal.*, 2017, **7**, 7917.
- 278 D. E. Q. Jimenez, J. C. Barreiro, F. M. dos Santos Jr., S. P. de Vasconcellos, A. L. M. Porto and J. M. Batista Jr., *Chirality*, 2019, **31**, 534.
- 279 A. Dunbabin, F. Subrizi, J. M. Ward, T. D. Sheppard and H. C. Hailes, *Green Chem.*, 2017, **19**, 397.
- 280 P.-F. Koh, P. Wang, J.-M. Huang and T.-P. Loh, *Chem. Commun.*, 2014, **50**, 8324.
- 281 N. Tokunaga, Y. Otomaru, K. Okamoto, K. Ueyama, R. Shintani and T. Hayashi, *J. Am. Chem. Soc.*, 2004, **126**, 13584.
- 282 G. Gryniewicz and J. N. BeMiller, *Carbohydr. Res.*, 1982, **108**, C1.
- 283 G. Gryniewicz and A. Zamojski, *Z. Naturforsch.*, 1980, **35b**, 1024.
- 284 M. Sollogoub, A. J. Pearce, A. Hérault and P. Sinaÿ, *Tetrahedron: Asymmetry*, 2000, **11**, 283.
- 285 Z. Ding, X. Luo, Y. Ma, H. Chen, S. Qiu, G. Sun, W. Zhang, C. Yu, Z. Wu and J. Zhang, *J. Carbohydr. Chem.*, 2018, **37**, 81.
- 286 A. Astarita, F. Cermola, M. R. Iesce and L. Previtiera, *Tetrahedron*, 2008, **64**, 6744.
- 287 S. Jarosz, M. Mach, K. Szweczyk, S. Skóra and Z. Ciunik, *Eur. J. Org. Chem.*, 2001, 2955.
- 288 L. Xu, H. Chen, J. Liu, L. Zhou, Q. Liu, Y. Lan and J. Xiao, *Org. Chem. Front.*, 2019, **6**, 1162.
- 289 J. L. Marco, *Tetrahedron*, 1989, **45**, 1475.
- 290 L. C. Bencze, C. Paizs, M. I. Tosa and F. D. Irimie, *Tetrahedron: Asymmetry*, 2011, **22**, 675.
- 291 M. Opietnik, A. Jungbauer, K. Mereiter and T. Rosenau, *Curr. Org. Chem.*, 2012, **16**, 2739.
- 292 D. S. Park, K. E. Joseph, M. Koehle, C. Krumm, L. Ren, J. N. Damen, M. H. Shete, H. S. Lee, X. Zuo, B. Lee, W. Fan, D. G. Vlachos, R. F. Lobo, M. Tsapatsis and P. J. Dauenhauer, *ACS Cent. Sci.*, 2016, **2**, 820.
- 293 A. Vasseur, J. Muzart and J. Le Bras, *Chem. – Eur. J.*, 2011, **17**, 12556.
- 294 L. Chen, C. Bruneau, P. Dixneuf and H. Doucet, *Tetrahedron*, 2013, **69**, 4381.
- 295 S. Gao, Z. Wu, F. Wu, A. Lin and H. Yao, *Adv. Synth. Catal.*, 2016, **358**, 4129.
- 296 J. Le Bras and J. Muzart, *Catalysts*, 2020, **10**, 571.
- 297 A. A. Zen, J. W. Aylott and W. C. Chan, *Tetrahedron Lett.*, 2014, **55**, 5521.
- 298 D. Bhattacharjee, M. Rahman, S. Ghosh, A. K. Bagdi, G. V. Zyryanov, O. N. Chupakhin, P. Das and A. Hajrab, *Adv. Synth. Catal.*, 2021, **363**, 1597.
- 299 J. V. Obligacion, S. P. Semproni and P. J. Chirik, *J. Am. Chem. Soc.*, 2014, **136**, 4133.
- 300 M.-A. Légaré, M.-A. Courtemanche, É. Rochette and F.-G. Fontaine, *Science*, 2015, **349**, 513.
- 301 L. Britton, J. H. Docherty, A. P. Dominey and S. P. Thomas, *Molecules*, 2020, **25**, 90.
- 302 J. Cueto, L. Faba, E. Díaz and S. Ordóñez, *ChemCatChem*, 2017, **9**, 1765.
- 303 L. Wang and E. Y.-X. Chen, *ACS Catal.*, 2015, **5**, 6907.
- 304 M. Y. Chernyak, V. E. Tarabanko, A. A. Morosov and A. A. Kondrasenko, *J. Siberian Federal Univ., Chem.*, 2016, **9**, 146.
- 305 K. S. Arias Carrascal, A. Garcia-Ortiz, M. J. Climent Olmedo, A. Corma Canós and S. Iborra Chornet, *ACS Sustainable Chem. Eng.*, 2018, **6**, 4239.
- 306 Y. Du, Y.-L. Feng, C.-L. Zou, X. Wu and W. Huang, *Prog. React. Kinet. Mech.*, 2018, **43**, 21.
- 307 M. Phukan, K. J. Borah and R. Borah, *Green Chem. Lett. Rev.*, 2009, **2**, 249.
- 308 A. Cukalovic and C. V. Stevens, *Green Chem.*, 2010, **12**, 1201.

- 309 W. Fan, Y. Queneau and F. Popowycz, *RSC Adv.*, 2018, **8**, 31496.
- 310 X. Wang, W. Chen, Z. Li, X. Zeng, X. Tang, Y. Sun, T. Lei and L. Lin, *J. Energy Chem.*, 2018, **27**, 209.
- 311 J. Mitra, X. Zhou and T. Rauchfuss, *Green Chem.*, 2015, **17**, 307.
- 312 V. Singh and V. Singh, *Synth. Commun.*, 2010, **40**, 1280.
- 313 R. Rajmohan, S. Gayathri and P. Vairaprakash, *RSC Adv.*, 2015, **5**, 10040.
- 314 A. Sengupta, T. Dey, M. Ghosh, J. Ghosh and S. Ghosh, *J. Inst. Eng. (India): Ser. E*, 2012, **93**, 31.
- 315 D. R. Chaffey, C. Alamillo-Ferrer, T. E. Davies, S. H. Taylor, N. C. O. Tomkinson and A. E. Graham, *ACS Omega*, 2019, **4**, 15985.
- 316 J. Luo, J. Yu, R. J. Gorte, E. Mahmoud, D. G. Vlachos and M. A. Smith, *Catal. Sci. Technol.*, 2014, **4**, 3074.
- 317 J. J. Pacheco and M. E. Davis, *Proc. Natl. Acad. Sci. U. S. A.*, 2014, **111**, 8363.
- 318 I. Scodeller, K. De Oliveira Vigier, E. Muller, C. Ma, F. Guégan, R. Wischert and F. Jérôme, *ChemSusChem*, 2021, **14**, 313.
- 319 V. T. Abaev, I. V. Trushkov and M. G. Uchuskin, *Chem. Heterocycl. Compd.*, 2016, **52**, 973.
- 320 D. Fisher, L. I. Palmer, J. E. Cook, J. E. Davis and J. R. de Alaniz, *Tetrahedron*, 2014, **70**, 4105.
- 321 D. Lebœuf, E. Schulz and V. Gandon, *Org. Lett.*, 2014, **16**, 6464.
- 322 C. Verrier, S. Moebis-Sanchez, Y. Queneau and F. Popowycz, *Org. Biomol. Chem.*, 2018, **16**, 676.
- 323 D. Kalaitzakis, M. Sofiadis, V. Tsopanakis, T. Montagnon and G. Vassilikogiannakis, *Org. Biomol. Chem.*, 2020, **18**, 2817.
- 324 Y. Lou, S. Marinkovic, B. Estrine, W. Qiang and G. Enderlin, *ACS Omega*, 2020, **5**, 2561.
- 325 Y.-C. Liu, Z.-L. Wu and J. Deska, *ChemRxiv*, 2021, **5**, 11.
- 326 C. D. Fu, Y. He and J. Pfaendtner, *J. Phys. Chem. A*, 2019, **123**, 3080.
- 327 V. Vaissier Welborn, L. R. Pestana and T. Head-Gordon, *Nat. Catal.*, 2018, **1**, 649.
- 328 S. Shaik, D. Mandal and R. Ramanan, *Nat. Chem.*, 2016, **8**, 1091.
- 329 R. Porta, M. Benaglia and A. Puglisi, *Org. Process Res. Dev.*, 2016, **20**, 2.
- 330 M. B. Plutschack, B. Pieber, K. Gilmore and P. H. Seeberger, *Chem. Rev.*, 2017, **117**, 11796.
- 331 F. H. Arnold, *Angew. Chem., Int. Ed.*, 2019, **58**, 14420.
- 332 H. Kim, S. Lee, Y. Ahn, J. Lee and W. Won, *ACS Sustainable Chem. Eng.*, 2020, **8**, 12419.