


 Cite this: *RSC Adv.*, 2024, 14, 5085

A comprehensive review on the advancements and challenges in perovskite solar cell technology

 Muhammad Noman, ^{*a} Zeeshan Khan^a and Shayan Tariq Jan ^{ab}

Perovskite solar cells (PSCs) have emerged as revolutionary technology in the field of photovoltaics, offering a promising avenue for efficient and cost-effective solar energy conversion. This review provides a comprehensive overview of the progress and developments in PSCs, beginning with an introduction to their fundamental properties and significance. Herein, we discuss the various types of PSCs, including lead-based, tin-based, mixed Sn–Pb, germanium-based, and polymer-based PSCs, highlighting their unique attributes and performance metrics. Special emphasis is given to halide double PSCs and their potential in enhancing the stability of PSCs. Charge transport layers and their significance in influencing the overall efficiency of solar cells are discussed in detail. The review also explores the role of tandem solar cells as a solution to overcome the limitations of single-junction solar cells, offering an integrated approach to harness a broader spectrum of sunlight. This review concludes with challenges associated with PSCs and perspective on the future potential of PSCs, emphasizing their role in shaping a sustainable energy landscape. Through this review readers will gain a comprehensive insight into the current state-of-the-art in PSC technology and the avenues for future research and development.

Received 3rd November 2023

Accepted 22nd January 2024

DOI: 10.1039/d3ra07518d

rsc.li/rsc-advances

Introduction

The non-renewable sources of fossil fuels is the main contributor for providing reliable energy throughout the world. The

global energy demand rises steadily as the earth's population increases over time. The depletion of these non-renewable energy sources along with their environmental issues has caused major concerns. Owing to the discharge of carbon and other hazardous elements into the environment, the world is now dealing with a serious environmental problem. This has led to the utilization of alternative energy sources, especially renewable energy. In this context, solar energy is recognized as an essential renewable energy source due to its quantity, purity,

^aU.S. – Pakistan Center for Advanced Studies in Energy, University of Engineering & Technology, Peshawar, Pakistan. E-mail: muhammad.noman@uetpeshawar.edu.pk

^bDepartment of Energy Engineering Technology, University of Technology, Nowshera, Pakistan


Muhammad Noman

Dr Muhammad Noman, Assistant Professor and Head of the Renewable Energy Engineering Program at the US – Pakistan Center for Advanced Studies in Energy, University of Engineering and Technology, Peshawar, Pakistan, is a distinguished scientist in the field of energy. Holding a PhD in Electronics Engineering from Politecnico di Torino, Italy, and further post-doctoral experience, Dr Noman's has a prolific profile of over 70

publications in prestigious journals and conferences. Dr Noman's research group is currently working on photovoltaic reliability and materials & methods for enhancing the efficiency & stability of perovskite solar cells.


Zeeshan Khan

Zeeshan Khan, Master's graduate from the US – Pakistan Center for Advanced Studies in Energy, University of Engineering and Technology, Peshawar, Pakistan, is carrying out research on non-toxic tin-based perovskite solar cells, focusing on novel charge transport layers including kesterite materials. He is part of the research group working under Dr Noman to enhance the efficiency and stability of perovskite solar cells.

Thus far, he has published multiple research papers in prestigious journals and conferences.



and inexhaustibility. Furthermore, the use of solar energy does not harm the environment.¹ Numerous methods have been developed in the last few years to capture and utilize solar energy, including solar heating, artificial photosynthesis, photovoltaics, photocatalytic water splitting, and solar architecture.^{2,3} Among the various solar technologies, photovoltaics (PV) has attracted major attention. This technology is based on the phenomenon known as photovoltaics, in which the photon energy of sunlight is directly converted into electrical energy through a device called a PV cell or solar cell. By switching to PV technology, the amount of pollutants in the physical environment and the release of poisonous gases can be reduced. According to reports, until 2050, there must be a decrease in carbon emissions of 25 000 GW for a sustainable environment.

Solar cell technology is often divided into three generations based on the materials used in the devices. Silicon wafer-based solar cells make up the first generation, whereas thin film-based solar cells make up the second generation. Similarly, the third-generation cells are comprised of organic, dye-sensitized, quantum dot, and perovskite materials. The PV market is dominated by the 1st and 2nd generation solar cells. However, these technologies are associated with the issues of high fabrication cost, complicated production procedures, and low efficiency. This has led researchers towards developing innovative, low-cost, and efficient materials for solar cells.

Numerous types of solar cells have been discovered thus far, including perovskite and organic cells and polycrystalline-silicon (mc-Si cells), single-crystalline silicon (c-Si cells), CIGS solar cells, CdTe-based solar cells, quantum dot-sensitized solar cells and polycrystalline-silicon (mc-Si cells).^{4,5} However, to realize the wide commercialization of solar cells, their low-cost manufacture and high conversion efficiency are important. To date, the first-generation silicon-based solar cells have been the most popular in the market because of their high-power conversion efficiency (PCE) of 25–26% and durability. However, they are hampered by their long fabrication time and high cost. Recently, perovskite solar cells (PSCs) have emerged as an

alternative option to silicon solar cells. PSCs belong to the third-generation technology of PV and have achieved remarkable breakthrough over the past decade,⁶ achieving an exceptional PCE of more than 25% and have the potential to outperform the Shockley Queisser limit.⁷

An incredible advantage PSCs is their compatibility with first- and second-generation solar cell technologies, opening the door to unlimited possibilities. Perovskite materials can be combined with conventional solar cells such as silicon and CIGS to create a cohesive tandem solar cells for exploring the untapped potential of high-performing PV cells.⁸ Furthermore, extensive research is ongoing to further enhance the performance of perovskite solar cells and their applications to further enhance technology.⁹

Kojima *et al.*^{10,11} carried out the ground-breaking work on the use of halide perovskites in solar cells. In 2009, these researchers achieved a PCE of up to 3.8% using methylammonium lead bromine (MAPbBr₃) perovskite as a light sensitizer in dye-sensitized solar cells. This paved the way for future research in this area. The accomplishments achieved by perovskite materials during the last ten years are shown in Fig. 1, focusing on lead-based, tin-based, germanium-based, polymer-based, lead-free halide double perovskite-based and tandem PSCs.

For PSCs to thrive in the commercial landscape and effectively compete with established technologies, they must satisfy three critical requirements. Firstly, PSCs need to exhibit remarkable energy conversion efficiency, ensuring that they can generate power effectively. Secondly, these solar cells should demonstrate a prolonged operational lifespan, assuring users of their durability and long-term performance. Lastly, they need to be produced at low cost to enable the widespread implementation of low-cost PV technology. Achieving these requirements is essential to deliver power at an exceptionally competitive rate per watt, making PSCs a financially viable and attractive option for a broad range of applications. However, although PSCs have shown great promise, the current commercial systems still do not meet all these specifications completely. Accordingly, there is still a lot of room for further exploration in PSC technologies to achieve the full potential of highly efficient, durable, and cost-effective photovoltaic solutions.

Considering the pressing global need for sustainable energy solutions, the exploration and development of PSCs present a promising avenue towards achieving efficient, durable, and cost-effective photovoltaic technologies. This review presents a comprehensive analysis of the advancements and challenges in the field of PSCs, ranging from their foundational principles to the latest innovations in materials and design. By delving into the intricacies of the charge transport layers, the merits and demerits of lead and tin-based PSCs, and the pioneering work in germanium-based PSCs, we aim to provide a complete understanding of the current landscape. Furthermore, the exploration of A-site modification, the integration of polymer-based PSCs, the prospects of lead-free halide double perovskite solar cells, and the innovative tandem solar cells underscore the versatility and adaptability of PSCs. The journey of PSCs, from their



Shayan Tariq Jan

Engr. Shayan Tariq Jan, Lecturer at Energy Engineering Technology, University of Technology Nowshera, Pakistan is an upcoming bright researcher in the field of 3rd generation photovoltaic cells and hybrid renewable energy systems. Engr. Jan is a PhD scholar at the US – Pakistan Center for Advanced Studies in Energy, University of Engineering and Technology, Peshawar, Pakistan, and is actively carrying out research on perovskite materials under the supervision of Dr Noman. His profile includes over 20 publications in prestigious journals and conferences. His work has gathered over 200 citations over the past few years, highlighting its impact on the research community.

skite materials under the supervision of Dr Noman. His profile includes over 20 publications in prestigious journals and conferences. His work has gathered over 200 citations over the past few years, highlighting its impact on the research community.



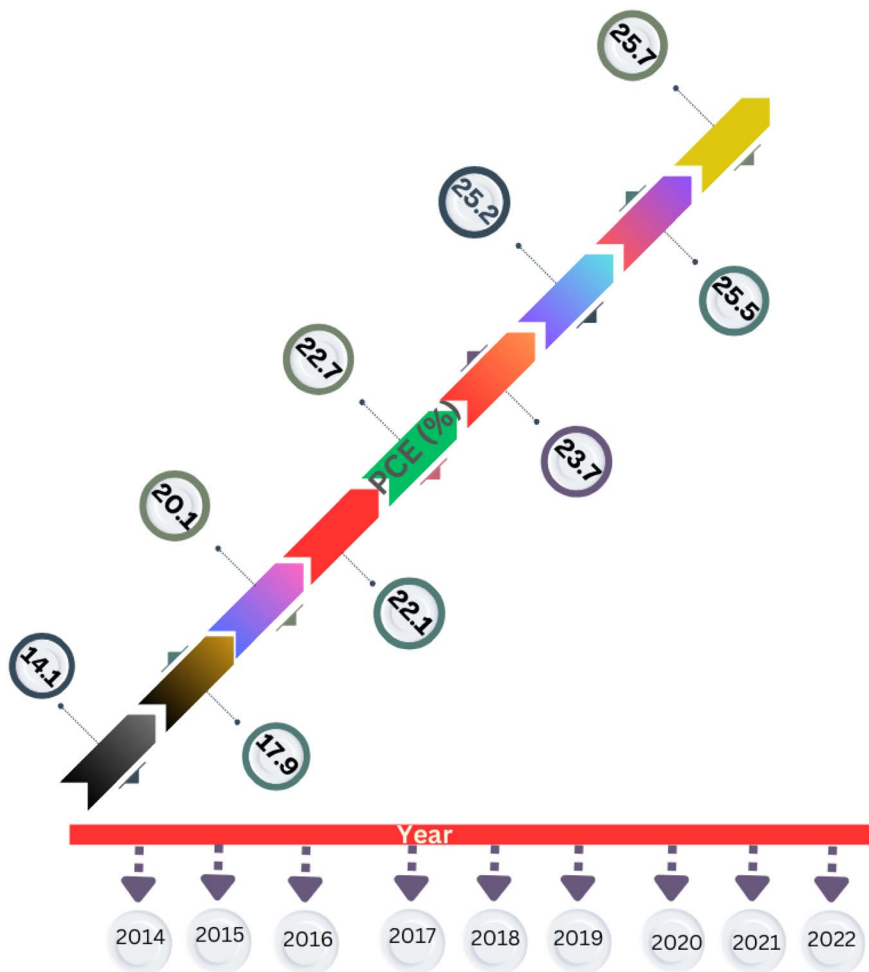


Fig. 1 Progress in the PCE of PSCs in the last decade.

inception to their current state, is a testament to the relentless pursuit of excellence in the renewable energy sector. As the global energy landscape evolves, it becomes increasingly evident that PSCs, with their promising attributes, hold significant potential to address the significant energy challenges presently. Accordingly, the aim of this review is to provide researchers, industry professionals, and enthusiasts with a consolidated resource, guiding future endeavors in the quest for sustainable and efficient photovoltaic solutions.

Perovskite solar cells

Perovskites are materials possessing an ABX_3 crystal structure, as shown in Fig. 2, where “A” stands for an organic/inorganic cation group, including cesium (Cs^+), methylammonium (MA^+ , $CH_3NH_3^+$), and formamidinium (FA^+ , $CH_3CH_2NH_3^+$). Similarly, “B” stands for a metal cation group, such as Sn^{2+} and Pb^{2+} . Alternatively, “X” is a halide, such as iodide, chloride and bromide. Based on this hybrid crystal structure, PCS have tunable band gaps (1.3–2.2 eV), high absorption co-efficient ($5.7 \times 10^4 \text{ cm}^{-1}$ at 600 nm), low Auger recombination, efficient carrier mobility ($1\text{--}10 \text{ cm}^2 \text{ V}^{-1} \text{ s}^{-1}$) and long charge diffusion length.¹² Fig. 3

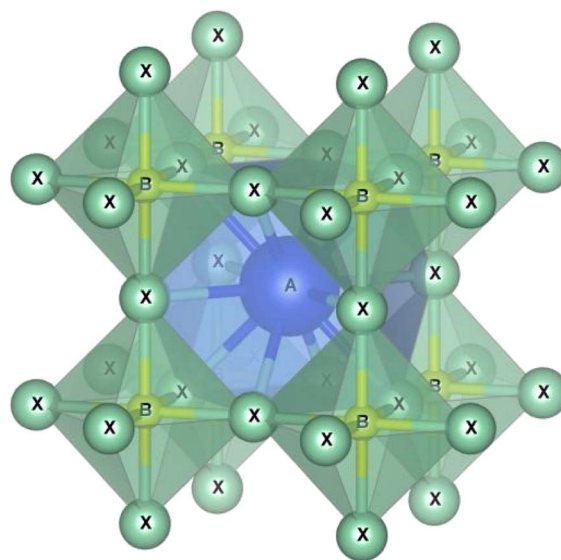


Fig. 2 ABX_3 crystal of perovskite materials.



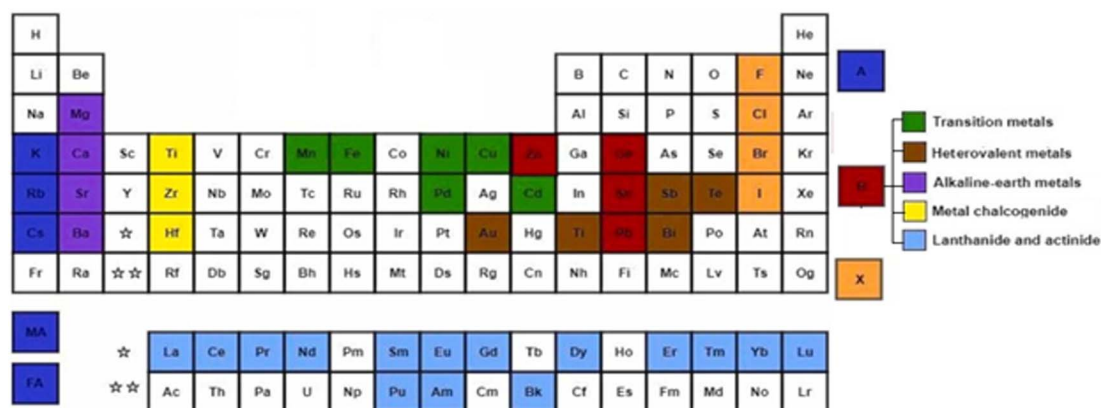


Fig. 3 Elements used in perovskite ABX_3 .

shows the elements that can be used in the ABX_3 perovskite crystal structure.

The tunable bandgap of perovskite solar cells, which ranges from approximately 1.3–2.2 electron volts (eV), provides several distinct advantages. Firstly, it allows the optimization of their absorption in the solar spectrum. Given that the solar spectrum is broad, a tunable bandgap enables these cells to be specifically optimized for absorbing different parts of the spectrum, thereby enhancing the overall energy conversion efficiency. This feature is particularly beneficial in the development of tandem solar cells, where the perovskite layers with varying bandgaps can be stacked together or with other materials such as silicon to absorb different wavelengths, potentially surpassing the efficiency limits of traditional single-junction cells. Moreover, their tunable bandgap makes perovskite solar cells adaptable to various environmental conditions. For example, different geographic locations with unique solar irradiance profiles can benefit from cells optimized for specific conditions, increasing their efficiency in diverse climates.¹³ This adaptability is especially useful for maintaining higher efficiency in hotter climates, given that the efficiency of solar cells generally decreases with an increase in temperature, where a tunable bandgap can help mitigate this effect. Additionally, the versatility offered by the tunable bandgap extends to a range of applications. For instance, in building-integrated photovoltaics (BIPV), where aesthetic considerations are crucial, the ability to adjust the bandgap allows for different colorations and light absorption characteristics. This versatility also supports the use of thinner perovskite layers, reducing material costs and enabling the production of lighter and more flexible solar cells. In summary, the tunable bandgap of perovskite solar cells is a key attribute that significantly contributes to their efficiency, versatility, and potential for widespread application in various environments and integrations.¹⁴

Another critical attribute is their high absorption coefficient, which is notably around $5.7 \times 10^4 \text{ cm}^{-1}$ at 600 nm. This high absorption coefficient signifies that perovskite materials can absorb a substantial amount of sunlight very efficiently, even when applied as thin films, which is particularly advantageous for several reasons. Firstly, it contributes to the high efficiency

of perovskite solar cells. The ability to absorb a significant amount of light with a relatively thin layer of material means that more photons are converted into electrical energy, boosting the overall power conversion efficiency of the cell. This high efficiency is crucial for making solar energy a more viable and competitive source of renewable energy. Secondly, the high absorption coefficient enables the production of lightweight and flexible solar cells. Given that a thinner layer of material is required to achieve the desired absorption, perovskite solar cells can be made with less bulk, reducing their weight and allowing for more flexibility in their application.^{15,16} This aspect opens up new possibilities for the integration of solar cells, such as in portable and wearable electronics, unconventional building surfaces, and other areas where traditional, heavier solar panels may not be feasible. Furthermore, the efficient light absorption with a thinner thicknesses implies lower material usage, which can result in reduced manufacturing costs. This cost-effectiveness is essential for the widespread adoption and deployment of solar energy technologies, making renewable energy more accessible and affordable. Lastly, the high absorption efficiency at a specific wavelength such as 600 nm demonstrates the potential for perovskite solar cells to be finely tuned for specific parts of the solar spectrum, further enhancing their compatibility with multi-junction solar cell technologies. This compatibility can lead to the creation of highly efficient, multi-layered solar cells that can outperform traditional single-junction cells.

Continuing the discussion on the advantages of perovskite solar cells, the efficient carrier mobility of these materials, ranging from 1 to $10 \text{ cm}^2 \text{ V}^{-1} \text{ s}^{-1}$, stands out as a key attribute. This high carrier mobility is crucial in several aspects of the performance of solar cells. Firstly, it leads to improved charge collection. The rapid movement of charge carriers (electrons and holes) to the electrodes minimizes recombination losses, thereby enhancing the overall efficiency of the solar cell.¹⁷ In addition, this efficient carrier movement reduces internal resistive losses, ensuring that less energy is lost as heat and maintaining high efficiency during operation. This high carrier mobility is also beneficial under low-light conditions. It compensates for the lower number of photons, ensuring that



solar cells maintain a good level of efficiency even when the light conditions are not ideal. Furthermore, the compatibility of high carrier mobility with thin film technology is particularly advantageous for perovskite solar cells. Despite the use of thin layers, the movement of charge carriers is not significantly hindered, which is vital for sustaining high efficiency in thin-film solar technologies.¹⁸ Another exciting aspect of the high carrier mobility in perovskites is its potential in applications beyond photovoltaics. For instance, in photodetectors and other optoelectronic devices, this property can lead to faster response times and higher sensitivities. Additionally, the high mobility in perovskites reduces the impact of impurities and defects, which typically hinder the performance in materials with lower carrier mobility. This means that even with minor imperfections, carriers in perovskites can still move effectively, reducing the need for ultra-high purity in material production.

The low exciton binding energy in perovskite materials is crucial for efficient solar energy conversion. In photovoltaic materials, excitons (bound pairs of electrons and holes) need to be separated into free charge carriers for the generation of electricity. The low exciton binding energy in perovskites means that less energy is required to separate these pairs, thereby facilitating efficient charge carrier generation under normal sunlight conditions. This leads to higher efficiency in converting solar energy into electrical energy. Moreover, the high dielectric constant of perovskite materials plays a pivotal role in enhancing their solar cell performance. A high dielectric constant leads to the efficient screening of charge carriers, reducing their recombination rate.¹⁹ This efficient photo-generation of electrons and holes ensures that more of the absorbed sunlight is converted into useable electrical energy, improving the overall power conversion efficiency of solar cells. In terms of practical solar cell metrics, these properties translate into significantly high short-circuit current densities and open-circuit voltages. The short-circuit current density indicates how much current the solar cell can produce under the optimal sunlight conditions, while the open-circuit voltage represents the maximum voltage the cell can generate when not connected to an external circuit. Both parameters are crucial for determining the overall efficiency of a solar cell, and perovskite

materials excel in these aspects due to their inherent physical properties. Lastly, the long charge diffusion lengths in perovskite materials further contribute to their efficiency. The charge diffusion length is the average distance that charge carriers can travel before recombining. Longer diffusion lengths in perovskites imply that electrons and holes can travel farther, increasing the likelihood of their successful extraction and conversion into electrical energy. This characteristic is particularly beneficial in thin-film solar cells, where efficient charge transport across the material is essential for high performance. Table 1 shows the band gap, binding energy and carrier mobility of different perovskite materials.

Presently, organic–inorganic hybrid perovskite (OHIP) materials have emerged as the optimal choice for cost-effective solar cell production with exceptional performance. Mitzi *et al.* first showed that an OHIP material could be used in light-emitting diodes and transistors in the 1990s.^{36,37} Moreover, OHIPs display distinct optical and electrical features in comparison to common organic and inorganic semiconductors. These OHIP materials also have a weak binding energy, large Bohr radius, high dielectric constant, long diffusion length and high carrier diffusion velocity, in addition to having an exceptional light absorption capacity.^{38,39} Owing to all these benefits, OHIP materials have risen to the top of the list of contenders for the fabrication of inexpensive, highly effective solar cells.

In solar cells, perovskite materials such as $\text{CH}_3\text{NH}_3\text{PbX}_3$ and $\text{CH}_3\text{CH}_2\text{NH}_3^+\text{SnX}_3$ are used as the absorber. Additionally, an electron transport layer (ETL) and hole transport layer (HTL) are positioned on either side of the absorber. When exposed to light, the perovskite absorber introduces charge carriers (electrons – e^- and holes – h^+), which are transported to the n-type and p-type charge transport layers (CTL), respectively, thereby generating free charge carriers. Subsequently, electrons migrate towards the cathode through the ETL and the external circuit. Simultaneously, the oxidized perovskite is regenerated and returns to its ground state with the assistance of the compact portion of the HTL. Consequently, the holes in the HTL diffuse in the opposite direction of the electrodes, where they recombine with the electrons, ultimately forming a current at the terminus of the circuit. Importantly, a relationship exists

Table 1 Band gap, carrier mobility, and exciton binding energy of different perovskite materials

S#	Perovskite materials	Band gap (eV)	Carrier mobility ($\text{cm}^2 \text{V}^{-1} \text{s}^{-1}$)	Exciton binding energy (meV)	References
1	MAPbI ₃	1.55 (tunable)	24.0 ± 6.8 (μe) 105 ± 35 (μh)	2–60	20–22
2	MAPbBr ₃	2.39–2.48	35 (μe, μh)	40–150	23–25
3	MASnI ₃	1.33 (tunable)	322 (μe) 2320 (μh)	29	26–28
4	CsPbBr ₃	2.0	63 (μe) 49 (μh)	40	29–31
5	CsPbI ₃	1.44	33 ± 5 (μe, μh)	20	29, 30 and 32
6	CsPbCl ₃	2.82	28 ± 1 (μe) 20 ± 1 (μh)	75	29, 30 and 33
7	FAPbI ₃	1.5	27 (μe, μh)	35	31, 34 and 35
8	FASnI ₃	1.27	103 (μe) 67 (μh)	31	24, 28 and 34



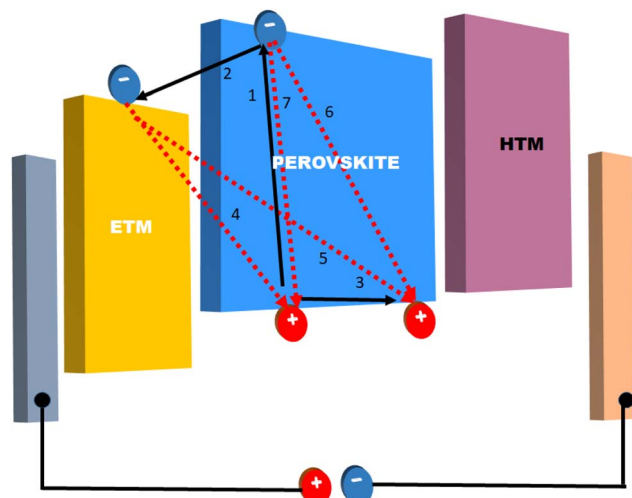


Fig. 4 Energy levels with charge transfer processes inside a PSC.

between the thickness of the perovskite material and the generation of a current.⁴⁰ Fig. 4 illustrates the energy levels involved in the charge transfer process in PSCs.

According to research, OHIP materials are particularly intriguing possibilities for solar cell applications. Additionally, atmospheric solution processing and easy preparation procedures such as vacuum deposition have been developed because of the abundant availability of the precursor components in OHIPs.^{41,42} Initially, OHIPs were used in solar cell applications by Miyasaka and colleagues by employing the $\text{CH}_3\text{NH}_3\text{PbX}_3$ sensitizer in dye-sensitized solar cells (DSSC), with a PCE of 3.81%.⁴² With significant advancements in technology, the PCE has increased to as high as 25.8% within a short period.⁴³

Charge transport layers

The role of ETLs in the advancement of PSCs is important.⁴⁴ ETLs consist of highly n-doped colloidal thin films designed to facilitate the transport of electrons from the perovskite layer to the cathode. The commonly employed ETL materials in PSCs include ZnO , TiO_2 , SnO_2 , and their mesoporous counterparts, which are traditionally used in conventional perovskite solar cells. However, oxide-based ETLs are characterized by broad grain boundaries and suffer from poor interface recombination.⁴⁵ Notably, issues such as oxygen vacancies and trap-assisted recombination contribute to the emergence of defects in semiconductor ETLs. Thus, to address these limitations, researchers have explored alternative materials, including single-crystalline substances, to enhance the ETL performance in perovskite solar cells. This approach suggests that nanosheets or atomically thin forms of transition metal dichalcogenides such as WS_2 , TiS_2 , and MoS_2 can serve as promising ETL candidates. Nanosheets are advantageous due to their one-atom-thick crystal structure, which minimizes defects.^{46,47} Moreover, their thin configuration facilitates rapid charge carrier transfer to the electrode.^{48,49}

MoS_2 is frequently chosen as the ETL due to its favorable attributes, including low trap density and robust carrier

mobility.⁵⁰ Malek *et al.* introduced a novel approach by demonstrating the direct production of MoS_2 nanosheets on an indium-tin-oxide (ITO) substrate. Their investigation revealed the optimal homogeneity of the nanosheets at 200 °C. When these synthesized materials were employed as ETLs, they notably enhanced the interfacial charge transfer capabilities, stability, and overall performance of PSCs. It was observed that reducing the thickness of the MoS_2 layer resulted in an increase in the PCE of the solar cell. Specifically, the thicker MoS_2 nanosheet ETL exhibited a V_{oc} of 0.56 V, fill factor (FF) of 37%, J_{sc} of 16.24 mA cm^{-2} , and PCE of 3.36%. Remarkably, even after continuous exposure to peak sunlight intensity for 80 s, these solar cells retained 90% of their initial PCE.⁵¹

Furthermore, owing to its ambipolar characteristics, MoS_2 is sometimes employed as an HTL.⁵² An example of its versatility was demonstrated in the work by Kim *et al.* in 2016, where MoS_2 was utilized as an HTL in a perovskite solar cell (PSC), resulting in an impressive PCE of 9.53%.⁵³ Subsequently, Das *et al.* employed MoS_2 as an HTL in an inverted p–i–n heterojunction planar PSC, achieving a PCE of 6.01%.⁵⁴

In addition to ETLs, HTLs play a crucial role in optimizing the efficiency of solar systems. HTLs consist of highly p-doped materials designed to facilitate the movement of holes from the perovskite layer to the anode. Extensive research has been undertaken to enhance the conductivity of HTLs by doping with various substances, aiming to prevent charge carrier recombination at the HTL/perovskite interface.⁵⁵ Among the HTL candidates, spiro-OMeTAD stands out due to its unique characteristics, including low glass transition temperature and good solubility. However, unprocessed spiro-OMeTAD exhibits a low PCE due to its insufficient oxidation states. In PSCs, their photovoltaic performance often relies on a prolonged oxidation process.⁵⁶ Kim *et al.* addressed this challenge by expediting the oxidation of spiro-OMeTAD through exposure to oxygen plasma.⁵⁷ Nevertheless, exposure to plasma can trigger the decomposition of the perovskite phase into PbI_2 . Thus, to circumvent this issue and enhance the hole-carrying capacity of spiro-OMeTAD, doping with trivalent (p-dopants) materials has been explored. This approach aims to simultaneously mitigate the decomposition of the perovskite and improve the hole transport in the HTL.

Presently, the utilized p-dopants range from metal–organic complexes to metal oxides and organic molecules.⁵⁸ However, although these dopants exhibit potential benefits for PSCs, their limited solubility and intricate degradation processes hinder their widespread application. Thus, to address this challenge, innovative approaches have been explored. Cobalt (Co_{60}) and FeCl_3 complexes have shown promise as efficient p-type dopants by oxidizing spiro-OMeTAD, generating new holes and enhancing the conductivity.⁵⁹ These dopants offer potential solutions to counteract the rapid aging of PSCs. Moreover, introducing an acid in the system can expedite the oxidation process and extend the operational life of these solar cells.⁶⁰ Recent research efforts have focused on enhancing HTLs by incorporating acids in spiro-OMeTAD. In the study by Guan *et al.*, they investigated the impact of benzoic acid on the oxidation of spiro-OMeTAD, building on prior findings.⁶¹ Their



results indicated that increasing the concentration of benzoic acid accelerated the oxidation and improved the hole-transmitting properties of the HTL. Moreover, optimizing the doping concentration effectively reduced the hysteresis in PSCs based on the HTL, resulting in an enhanced PCE of 16.26% under conventional AM 1.5 G illumination.

Yang *et al.*⁶² created a fluorinated spiro-OMeTAD for solar cell applications that was inexpensive and devoid of dopants. They claimed that the material was dopant-free and sensitive enough to be used as the HTL in CsPbI₂Br-based PSCs. Next, they used 2,3,5,6-tetrafluoro-7,7,8,8-tetracyanoquinodimethane (C₁₂F₄N₄) to modify the surfaces of CsPbI₂Br perovskite and fluorinated spiro-OMeTAD. In comparison to the doped PSCs, the modified and dopant-free CsPbI₂Br perovskite solar cells exhibited a very high PCE of 14.42% with a high V_{OC} of 1.23 V. Even after 30 days of open-air aging without encapsulation, the solar cells manufactured from the recommended HTL materials maintained 94% of their initial PCE, demonstrating exceptional longevity. Thus, high-performance CsPbI₂Br PSCs can be fabricated using the produced dopant-free HTL. As a new technique for solution processing, a novel solvent mixture consisting of organic amines (H₂O/ETA/EDA/DTA) in the volumetric ratio 2 : 6 : 1 : 1 was introduced by Zhao *et al.*⁶³ to produce CuSeCN thin films for HTL application in p-i-n PSCs. For the developed HTL-based PSCs, they reported a PCE of 15.61% in the forward IV analysis and 15.97% in the reverse IV analysis. Importantly, these CuSeCN-based PSCs demonstrated minimal hysteresis and exceptional long-term stability. These results highlight the significant potential of CuSeCN films as HTL materials in solar applications.

Another ETL, ZnO, has attracted attention as a promising candidate for solar cell applications, owing to its high electron mobility, diverse nanostructured morphologies, and versatile growth methods.^{64,65} It is well-established that the efficiency of PSCs depends on the surface morphology and crystalline characteristics of the perovskite top layer. In this case, the morphology of the active perovskite layer, including surface roughness and particle size, is influenced by the choice of solvent during its creation, which can significantly impact the solar cell performance.

Recently, Ahmadi *et al.* introduced an economical method involving an ultrasonic bath to produce ETLs for perovskite solar cells using ZnO nanoparticles synthesized in three different solvents including isopropyl alcohol (IPA), 2-methoxy ethanol (2 ME), and ethanol.⁶⁶ The research findings on the structure, morphology, and device performance revealed that the ZnO layers produced using 2 ME as the solvent exhibited the highest quality. Notably, a PSC utilizing ZnO (2 ME) as the electron transport layer and methylammonium lead iodide (MAPbI₃) as the perovskite layer achieved an impressive power conversion efficiency (PCE) of 22%. This superior performance was attributed to the excellent MAPbI₃ surface coverage, larger grain sizes, and the lowest defect density at the ETL/MAPbI₃ interface. Consequently, ZnO-ETL-based solar cells emerge as a compelling choice for various solar cell applications.

Furthermore, due to its exceptional optical transparency, ZnSnO (ZTO) holds promise as an ETL material for solar cells.

The oxygen vacancies naturally present in ZTO significantly facilitate charge carrier transmission. However, the presence of multiple oxygen vacancies in ZTO is considered a major drawback. Thus, Miao *et al.* addressed this issue by fabricating solar cells using ZTO doped with varying concentrations of silicon to investigate the impact of oxygen vacancies in ZTO and strategies for their management.⁶⁷ They achieved this by producing amorphous metal oxide films through RF magnetron sputtering and adjusting the silicon concentration. Their research revealed a reduction in oxygen vacancies relative to silicon content, which was corroborated by X-ray photoelectron spectroscopy (XPS) analysis. Notably, the decrease in oxygen vacancies in silicon-doped ZTO (SZTO) contributed to improved charge extraction and conduction capabilities. Utilizing synthesized the SZTO as the ETL, they developed a PSC with impressive performance metrics, including a peak PCE of 13.4%, J_{SC} of 21.6 mA cm⁻², FF of 0.67%, and V_{OC} of 1.04 V.

TiO₂-based solar cells have achieved remarkable PCEs exceeding 20%. However, they have certain drawbacks. Thus, the choice of TiO₂ as the ETL significantly influences device performance in all of the aforementioned methods. When utilized as an ETL in n-i-p structured PSCs on exposure to UV light, TiO₂ can exhibit a rapid drop in J_{sc} and make the cells unstable.⁶⁸ Thus, to address these limitations and protect PSCs from UV-induced degradation, several studies have explored the use of an interfacial layer positioned between the perovskite layer and the TiO₂ ETL.⁶⁹

Consequently, it is crucial to develop stable and high-performance PSCs, which has attracted substantial attention in this research direction.⁷⁰ The stability of various ETL materials under ultraviolet (UV) radiation has driven this interest. Mg_xZn_{1-x}O (MZO), due to its robust electron mobility and deeper conduction band, has emerged as a promising ETL material for PSCs.⁷¹ Accordingly, Han *et al.* recently demonstrated the exceptional stability of PSCs utilizing MZO-based ETLs when exposed to UV light.⁷² They highlighted that MZO exhibits enhanced carrier mobility and a more efficient conduction mechanism compared to TiO₂. This characteristic prevents charge accumulation at the perovskite/MZO interface and facilitates efficient charge conduction between the two materials. The researchers achieved an MZO-based device with an impressive V_{oc} of 1.11 V and efficiency of 19.57%.

Notably, the MZO-based device retained 76% of its original J_{sc} compared to the TiO₂-based device, which retained only 12% of its initial J_{sc} . Both cells were analyzed following a year of aging under ambient conditions, including 40% to 80% relative humidity (RH) and 8 h of UV exposure. This exceptional UV resistance was attributed to the reduced electron capture site density in the MZO-ETL when exposed to UV light. The oxygen vacancies and zinc interstitials in MZO-ETL played a pivotal role in the ability of this material to withstand UV radiation without compromising the integrity of the perovskite active layer. Therefore, MZO as an ETL holds promise for the fabrication of durable PSCs resilient to UV light-induced degradation.

Teimouri *et al.*⁷³ demonstrated that lithium (Li) doping of TiO₂ enhances the conductivity and electron transport in the ETL. Ultrasonication was employed to fabricate Li-doped TiO₂



films, which exhibited improved conductivity and reduced solar power loss compared to undoped TiO₂. Simulations conducted using a solar cell capacitance simulator (SCAPS) unveiled the impact of varying Li concentrations on the efficiency of perovskite solar cells. These simulations demonstrated a notable enhancement in performance, with the Li-doped electron transport layer (ETL) achieving a significantly higher PCE of 24.23% compared to the undoped ETL, marking an impressive increase of 1.97%. Additionally, Li-doped TiO₂ showed a lower trap density between the absorber and ETL. These findings establish Li-doped TiO₂ as a strong contender as the ETL in PSCs. In another study, Yang *et al.* employed a sol-gel production process with varying TiO₂ concentrations to fabricate compact TiO₂ ETLs (c-TiO₂).⁷⁴ Among them, the ETL prepared with the highest TiO₂ concentration of 2.0 M exhibited the most noteworthy characteristics. The PSCs utilizing c-TiO₂ achieved an impressive PCE of 16.11% and high V_{oc} of 1.1 V. This innovative use of c-TiO₂ in PSCs represents a promising avenue for enhancing the efficiency of low-temperature solar panels. Fig. 5 provides a schematic representation of PSCs incorporating c-TiO₂.

In another study, Zhang *et al.*⁷⁵ employed a straightforward sintering technique to fabricate MgTiO₃-coated TiO₂ mesoporous scaffold layers with diverse treatment concentrations, targeting their application in solar cells. The photovoltaic performance was much improved once the manufactured scaffolds were used as shell layers. Furthermore, the MgTiO₃ shell effectively blocked charge carriers from recombining at the MAPbI₃/TiO₂ interface. The crystallinity of MAPbI₃ was improved by the incorporation of MgTiO₃, which was crucial for the manufacturing of excellent-quality perovskite films. The PSC treated with an optimal concentration of 0.10 M achieved a remarkable PCE of 10.39%. Even after 1008 h of exposure to normal humidity, the device retained 88.35% of its initial PCE. The durable, highly-efficient MgTiO₃-coated TiO₂ mesoporous scaffold layers are promising materials for future solar systems, given their ease of manufacturing and exceptional performance.

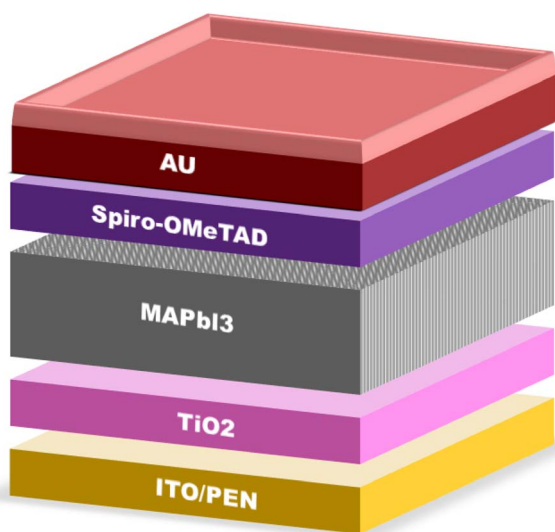


Fig. 5 Architecture of c-TiO₂-based PSCs.

The high electron mobility, good chemical stability, anti-reflectiveness and wide bandgap of indium oxide (In₂O₃) thin films make them a promising ETL material in PSCs.⁷⁶ However, the hygroscopic nature of In³⁺ causes pinholes, fractures, and unfavorable morphology, as demonstrated in prior research due to the reaction between In³⁺ cations and water molecules during the fabrication of the samples.⁷⁷ This hinders the potential of In₂O₃ as an ETL frontrunner in the solar cell industry. Thus, to enhance the PCE of photovoltaic devices, it is preferable to manufacture In₂O₃ free of flaws.

In the study by Zhang *et al.*, they pioneered the synthesis of stable In₂O₃ films at low temperatures using an exceptionally stable indium precursor solution.⁷⁸ These films were intended for use as reliable ETL in PSCs. With a water content of only 0.2%, the indium precursor exhibited exceptional stability in ethanol. Adding the chelate ligand acetylacetonate (acacH) to the solution prevented the further hydrolysis of the indium.⁷⁸ All these factors contributed to the production of an In₂O₃ layer under the conditions of around 200 °C and relative humidity of 40–50%. The fabricated In₂O₃-film significantly enhanced the electron extraction and charge transfer at the ETL-perovskite interface. Air-processed PSCs with a compact In₂O₃ film achieved an impressive PCE of 13.97%, surpassing the PCE of 9.81% for the pure In₂O₃ film. These indium-based PSCs demonstrated long-term stability, retaining 94% of their PCE after 31 days of storage. Remarkably, utilizing In₂O₃ films as the ETL greatly enhances both the stability and PCE in air-processed PSCs.

In a distinctive strategy aimed at boosting the PCE of PSCs, Tseng *et al.* proposed improvements in the charge concentration, interface quality, and morphology of the Cu₂O/MAPbI₃/SiO₂ hetero-structure by utilizing RF magnetron sputtering.⁷⁹ They successfully fabricated an ultrathin SiO₂ ETL and Cu₂O HTL. The incorporation of Cu₂O as the HTL and SiO₂ as the ETL resulted in an enhanced PCE, reduced charge carrier recombination and remarkable suppression of pinholes and defects. The device achieved a peak PCE of 18.4% due to the improved V_{oc} . This highlights the potential of various inorganic materials, including Cu₂O and SiO₂, as promising candidates for PSCs.

Recently, high-performance PSCs were fabricated by Zhu *et al.* by introducing a thin m-TiO₂ layer at the interface between a perovskite film and compact TiO₂ in a planar PSC.⁸⁰ This interfacial modifying layer boosted the hardness and particle size of the perovskite films. Solar cells incorporating this layer achieved a superior performance, with an impressive PCE of 18.5% and a low hysteresis coefficient of 4.5%, surpassing conventional planar and mesoporous cells. The interfacial modifying layer holds promise for next-generation PSCs, enabling high transport capacity and improved carrier separation efficiency.

Hu *et al.* introduced a distinctive approach known as the multifunctional interface layer (MFIL) technique to enhance the PCE in inverted PSCs.⁸¹ MFIL serves multiple purposes, including trap passivation, electron transport, ion migration suppression, moisture barrier, and near-infrared photocurrent enhancement. This multifunctional approach contributes to



the enhanced efficiency and durability of devices. When considering environmental conditions such as heat, moisture, and light, the MFIL-fabricated device showed outstanding stability for up to 1700 h without encapsulation and a considerable PCE of 21%. Molecular orientation studies at the perovskite/MFIL interface have shed light on maximizing the device performance by increasing the molecular bonding at the interface and decreasing the trap density *via* the design of sophisticated interlayers.

The suggested MFIL method offers a new chance to boost the efficiency of future perovskite-based photovoltaic systems, as shown by the findings of the above-mentioned study. For perovskite solar cell applications, Yun *et al.*⁸² showed the production of well-ordered ZnO nanorods on an FTO substrate using a low-temperature water bath method. These nanorods exhibited varying lengths depending on the reaction time and offered advantages such as improved electron (e^-) transportation, increased contact area, high visual transmittance, and a compact interface. By utilizing these ZnO nanorods as the ETL layer in solar cells, an impressive PCE of 14.22% was achieved under AM 1.5 G illumination. This highlights the potential of ZnO-based materials as effective ETLs in high-performance PSCs.

In summary, the intricate landscape of ETLs and HTLs in PSCs has been thoroughly examined, revealing their pivotal role in optimizing the efficiency and stability of these solar systems, as shown in Fig. 6. From traditional oxide-based ETLs to innovative materials such as nanosheets, MoS₂, and fluorinated spiro-OMeTAD, the advancements in this domain underscore the relentless pursuit of achieving higher PCEs. The exploration of various doping techniques, the introduction of multifunctional interface layers, and the utilization of novel materials such as ZnO nanorods further emphasize the in-depth research and innovation in this field. Table 2 shows the summary of the different CTLs and their impact on the performance of PSCs discussed above. As the global demand for sustainable energy solutions continues to grow, the findings presented in this section highlight the potential of PSCs to revolutionize the solar industry. The continuous endeavors to address the challenges,

enhance the performance, and ensure the long-term stability of PSCs pave the way for a brighter, more sustainable future.

Lead-based PSCs

Kojima *et al.* employed MAPbBr₃ and MAPbI₃ as the first perovskite materials used in DSSCs as sensitizers.⁴² Since then, Pb-halide-based perovskites have drastically transformed the field of PVs. The photocurrent and photovoltage of the device are significantly influenced by the inclusion of I and Br ions as halide anions in PSCs. Pb-based perovskites possess several exceptional qualities, making them suitable for optoelectronic applications. They are characterized as direct bandgap (1.6 eV) semiconductor materials with a Shockley–Queisser limit for single-junction solar cells that is nearly ideal (1.43 eV). They exhibit an exceptionally high absorption coefficient ($5 \times 10^4 \text{ cm}^{-1}$), which surpasses that of GaAs and is nearly 25 times greater than that of Si.⁸³ The balanced effective masses of electrons (e^-) and holes (h^+) facilitate enhanced charge carrier transport.⁸⁴ In addition, photo-generated charge carriers have a long lifespan, complemented by a 1 μm diffusion length.⁸⁵ There are two architectural designs for perovskite single-crystal devices, *i.e.*, planar and lateral structures. Between them, the more commonly used solar cell design is the planar or conventional sandwiched structure. In the work by Malinkiewicz *et al.*, they employed MAPbI₃ (a donor material paired with fullerene derivatives) to fabricate a planar-structured single-crystal device. Their planar devices were constructed at room temperature using a thin 285 nm MAPbI₃ coating, thermally positioned between materials that acted as electron acceptors (PCBM) and electron blockers (polyTPD).⁸⁶ The resulting device achieved a pioneering PCE of 12%, setting a benchmark for fullerene-based organic solar cells. Subsequently, small molecule-based hybrid solar cells have reported PCEs exceeding 18%.⁸⁷ However, planar-structured devices typically maintain a planar design, where lateral-structured single-crystal devices offer enhanced mechanical and thermal properties, endowing the device with increased stability.

Lateral structures do not require costly substrates such as ITO and are free-standing.⁸⁸ This immediately influences their

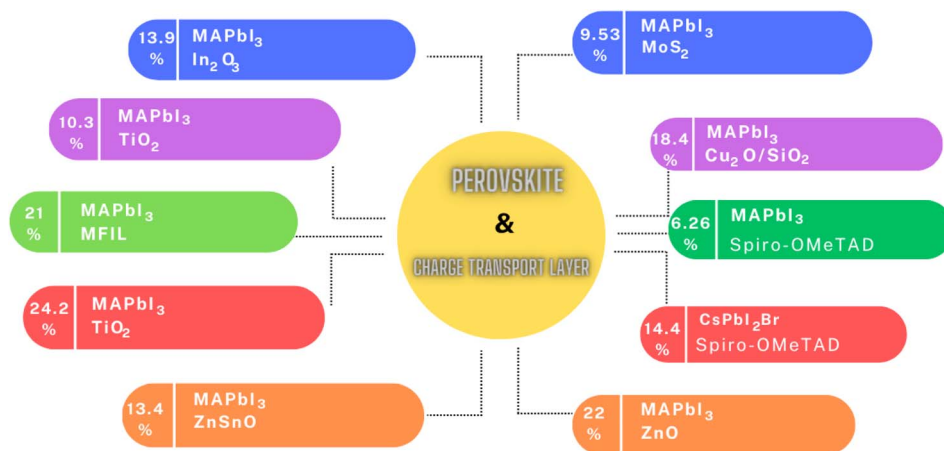


Fig. 6 Effect of different CTLs on the performance of PSCs.



Table 2 Progress in charge transport layer materials for PSCs

Perovskite	CTL (charge transport layer)	Methodology	Significance/improvements	References
MAPbI ₃	MoS ₂	Direct production of MoS ₂ nanosheets on ITO substrate	Enhanced interfacial charge transfer capabilities, stability, and overall performance	50
MAPbI ₃	MoS ₂	Used as HTL	Versatility of MoS ₂ as both ETL and HTL	52
MAPbI ₃	MoS ₂	Inverted p-i-n heterojunction planar PSC	Utilization of MoS ₂ as HTL	54
MAPbI ₃	Spiro-OMeTAD	Incorporation of benzoic acid	Accelerated oxidation and improved hole-transmitting properties	61
CsPbI ₂ Br	Spiro-OMeTAD	Fluorinated spiro-OMeTAD without dopants	High PCE and exceptional longevity	62
MAPbI ₃	ZnO	Ultrasonic bath to produce ZnO nanoparticles in different solvents	Superior performance due to excellent MAPbI ₃ surface coverage and low defect density	66
MAPbI ₃	ZnSnO	Doping with silicon	Improved charge extraction and conduction capabilities	67
MAPbI ₃	TiO ₂	Lithium (Li) doping of TiO ₂	Enhanced conductivity and reduced solar power loss	73
MAPbI ₃	TiO ₂	Sol-gel production process with varying TiO ₂ concentrations	Enhanced efficiency of low-temperature solar panels	74
MAPbI ₃	TiO ₂	MgTiO ₃ -coated TiO ₂ mesoporous scaffold layers	Improved photovoltaic performance and durability	75
MAPbI ₃	In ₂ O ₃	Synthesis of stable In ₂ O ₃ films at low temperatures	Enhanced electron extraction and charge transfer	78
MAPbI ₃	Cu ₂ O/SiO ₂	RF magnetron sputtering	Enhanced PCE, reduced charge carrier recombination	79
MAPbI ₃	TiO ₂	Introduction of a thin m-TiO ₂ layer at the interface	Superior performance and low hysteresis coefficient	80
MAPbI ₃	MFIL	Multifunctional interface layer (MFIL) technique	Enhanced efficiency and durability	81
MAPbI ₃	ZnO	Production of well-ordered ZnO nanorods on FTO substrate	Improved electron transportation and increased contact area	82

capacity to absorb light given that they can avoid being absorbed by the glass substrate and conductive electrode, which improves the photocurrent and efficiency in comparison to conventional PSCs. Thus, as integrated back contact structures, lateral structures are more effective and produce devices that are less expensive. By simply improving the anode contact, Y. Song *et al.* created a stable and effective single-crystal MAPbI₃ lateral structure that was surface treated with MAI and resulted in improved V_{OC} and FF as well as increased PCE reaching 11%.⁸⁹ The fundamental challenge in producing this type of building on a large scale is the use of challenging photolithography and laborious deposition procedures. Although MAPbI₃ is an effective material, due to its primary drawback of low stability, researchers have attempted to tailor this material by adjusting its composition *via* the synthesis of chloride or bromide counterparts (*e.g.*, MAPbI_{3-x}Cl_x and MAPbBr₃, respectively).^{90,91} For example, compared to iodide-based perovskite solar cells (MAPbI₃, 1.15 V), the V_{OC} jumped to 1.3 V in MAPbBr₃.⁹²

The optoelectronic characteristics of polycrystalline organic inorganic hybrid perovskite (OIHP) thin films may be negatively impacted by the excess charge traps at their grain boundaries.⁹³ Furthermore, polycrystalline perovskites are known to be susceptible to moisture and photodegradation. A single crystal OIHP, such as MAPbX₃, usually has structural characteristics such as crack-free, smooth surfaces and well-shaped boundaries, and they are also thermally more lasting than their polycrystalline counterparts.⁹⁴ Additionally, single crystals have diffusion lengths and carrier mobilities that are around two orders of magnitude greater than that of their polycrystalline phases.⁹⁵ These improved characteristics cause the PCE of single-crystal PSCs to quickly increase, rising from 6.53% to 22.8% during the last three years.⁹⁶ Consequently, single-crystal perovskites are excellent candidates for the fabrication of solar cells that are both stable and effective when used in the development of industrial applications. However, single-crystal perovskites are associated with some drawbacks, such as the



inability to synthesize or develop large-area thin films with excellent quality.

The presence of Pb in the perovskite crystal is a significant disadvantage despite the high PCE of MAPbX₃ perovskite materials. Exposure to Pb is very poisonous and bad for the health. Humans who consume it may have hyperactivity and neurological, reproductive, and renal organ damage.⁹⁷ Thus, researchers have focused on lowering the content of lead or removing it in PSCs given that these toxicity concerns restrict the use of Pb-containing PSCs.⁹⁸ Another strategy to reduce the total Pb consumption in the device, while keeping the high PCE, Zheng *et al.*⁹⁹ recommended the physical Pb reduction idea. Perovskite technology is now making gradual progress toward Pb-free materials by giving priority to research on workable substitutes.

Table 3 presents a summary of the recent development in Pb-based PSCs. The advancement in Pb-halide-based perovskites has undeniably ushered in a transformative era in PVs, with their remarkable optoelectronic properties setting new benchmarks in solar cell efficiencies. From the pioneering work of Kojima *et al.* to the innovative approaches by Malinkiewicz and Song, the versatility and potential of these materials have been consistently demonstrated. However, the journey of Pb-based PSCs also has challenges. The inherent instability of MAPbI₃ and the detrimental effects of the grain boundaries in polycrystalline structures have driven researchers towards the exploration of single-crystal perovskites, which promise enhanced stability and performance. However, the overarching concern remains the toxic nature of lead, which poses significant environmental and health risks. The endeavors of researchers to mitigate the lead content in PSCs underscore the commitment of this industry to developing sustainable and safe perovskite technologies. As the field progresses, the quest for efficient, stable, and lead-free perovskite materials will undoubtedly remain at the forefront, guiding the future trajectory of perovskite solar cell research and applications.

Tin (Sn)-based PSCs

Lead (Pb) is commonly present in PSCs. However, although lead-based PSCs exhibit an impressive perform, the toxicity of Pb poses significant environmental concerns and hinders the mass production and commercialization of PSCs. Thus, to make PSCs more affordable and environmentally friendly, it is necessary to develop Pb-free or Pb-reduced perovskites.^{100,101} When considering replacements for the hazardous Pb in perovskite unit cells, factors such as the ionic radius and stability of the perovskite structure are vital. In this case, divalent metallic ions such as strontium (Sr), tin (Sn), calcium (Ca), and barium (Ba) have emerged as potential candidates to replace Pb, aligning with Goldschmidt's octahedral factor and tolerance principles.^{102,103} Among them, Sn has attracted significant attention due to its electron configuration and coordination geometry, which are similar to that of Pb. Generally, Sn-based perovskites, represented by the chemical formula ASnX₃, are considered the best alternatives to Pb. Sn-based PSCs boast attributes such as low excitation binding energies, superior carrier mobility, and a theoretical PCE of 33%, making them favorable compared to Pb-based devices. However, their efficiency of 10% is notably lower than that of Pb-based perovskite solar cells. Moreover, the oxidation of Sn²⁺ to Sn⁴⁺ adversely affects the stability of PSCs.¹⁰⁴ The partial replacement of divalent metal-ions for lead may enhance the performance of perovskite solar cells, while posing no environmental hazards.

Considering with this, Ji *et al.*¹⁰⁵ fabricated a PSC with a Pb–Sn mixed triple cation, which displayed a PCE of 16.10%. Bulky organic ligands are also included, which affect the orientation and development of the grains, causing an increase in spin orbit coupling (SOC) and out-of-plane photoinduced bulk polarization. These factors determine how well 2D/3D perovskite solar cells function photovoltaically. The SOC specifically increases the photovoltaic activity, *i.e.*, a higher SOC greatly enhances the spin conversion from optically generated states. In contrast to

Table 3 Progress in lead-based PSCs

Perovskite type	Methodology	Significance/improvements	References
MAPbBr ₃ and MAPbI ₃	First used in DSSCs as sensitizers	Pioneered the use of perovskite materials in DSSCs	36
Pb-halide-based perovskites	Incorporation of I and Br ions	Transformed the field of PVs; influenced photocurrent and photovoltage	36
Pb-based perovskites	Direct bandgap (1.6 eV) semiconductor	Nearly ideal Shockley–Queisser limit for single-junction solar cells (1.43 eV)	76
MAPbI ₃	Planar structured single crystal device with fullerene derivatives	Achieved a PCE of 12%	79
MAPbI ₃ lateral structure	Surface treated with MAI	Improved V _{oc} , FF, and achieved a PCE of 11%	82
MAPbBr ₃	Bromide-based perovskite	Higher V _{oc} compared to iodide-based perovskite solar cells	85
Single crystal OIHP	Superior characteristics compared to polycrystalline	Rapid increase in PCE from 6.53% to 22.8%	89
Sn and Ge mixtures	Reduction of Pb concentrations	Predicted decrease in toxicity	91
Physical Pb reduction	Strategy to use less Pb in the device	Maintain high PCE while reducing Pb consumption	92



spin-forbidden recombination, which creates dark states, spin-allowed recombination creates brilliant states. Alternatively, the vertically oriented grains in 2D/3D perovskites with condensed traps confer benefits in terms of aligning optical transition dipoles, thereby amplifying the photovoltaic performance. Recently, Zhang *et al.*¹⁰⁶ fabricated significantly proficient PSCs by introducing PEA⁺ (bulky organic cations) in 2D/3D Pb–Sn alloys using the solvent optimization approach. The growth-oriented orientations and SOC in Pb–Sn perovskites are modulated by organic cations after inclusion, which results in photoinduced bulk-polarization. The photovoltaic activities are improved by the increased SOC and bulk polarization. They stated that a high PCE of 15.93% is present in the 2D and 3D Pb–Sn alloy-based PSCs.

A good device performance in PSCs is facilitated by a suitable ETL.¹⁰⁷ In this case, metal oxides have attracted significant interest in the development of ETL materials for solar cell applications due to their intrinsic characteristics, including robust thermal and chemical durability, elevated permittivity, and superior electrical conductivity.¹⁰⁸ Presently, TiO₂ is the most common material used to create very effective PSCs.¹⁰⁹ However, it has certain drawbacks, including limited electron mobility (0.1–1 cm² V⁻¹ s⁻¹), the need for high sintering temperatures (>450 °C), and perovskite deterioration in the presence of light.¹¹⁰ Therefore, researchers are focused on the introduction of alternative ETL materials to avoid these problems. Binary metal oxides such as ZnO and SnO₂ are considered to be feasible replacements for TiO₂ because of their improved electron mobility and convenient low temperature production.^{111,112} Nevertheless, ZnO-based photovoltaic setups suffer from inadequate stability arising from residual OH on the surface of ZnO, leading to the degradation of the perovskite structures. Hence, SnO₂ has recently become popular as an ETL for PSCs. It has been shown that superior-quality SnO₂-based devices have demonstrated excellent PCEs comparable to TiO₂-based devices. Additionally, SnO₂-based devices are more reliable than TiO₂- and ZnO-based ones.¹¹³ Presently, significant research is devoted to altering the structure of ETL materials to increase the durability and efficiency of PSCs.

Generally, the oxidation characteristic of Sn has a significant impact on the operation of the device by generating vacancies inside cells. Thus, to avoid this, Mohammadian *et al.*¹¹⁴ showed how to make inexpensive, environmentally friendly tin-based PSCs without an HTL by using a natural antioxidant, *i.e.*, uric acid (UA). They claimed that the performance of the device is enhanced by the addition of UA because it lowers oxidation and promotes carrier recombination. This indicates that uric acid enhances the operation of the device by stopping the oxidation of Sn. Additionally, Ghahremani *et al.*¹¹⁵ employed strong pulsed light for the first time to quickly anneal the ETL (SnO₂) and triple cation perovskites with the aim to fabricate effective PSCs. The inclusion of di-iodomethane alkyl-halide (CH₂I₂) prevented the regular crystallization during intensive pulsed light annealing and enhanced the surface characteristics of the perovskite layer by delivering iodine slices *via* UV radiation. They reported that the greatest efficiency of 12.56% was achieved by the SnO₂-based PSC produced by intensive pulsed light

annealing. Additionally, SnO₂ quantum dots were used as the ETL in the creation of exceptionally proficient PSCs by Vijayaraghavan *et al.*¹¹⁶ They created SnO₂ quantum dots using the low-temperature solution processing approach. The electron extraction and hole-blocking capabilities of SnO₂-quantum dots were better than that of high-temperature-produced ETLs. Additionally, the device created employing SnO₂-quantum dots as the ETL exhibited a high PCE of 13.64%.

In another study, Deng *et al.*¹¹⁷ presented a novel method for the preparation of tin-doped TiO₂ ETL materials for PSC applications. To passivate the TiO₂ film and surface, while doping TiO₂ with Sn, they utilized hydriodic acid (HI) for the first time. Initially, HI regulates the hydrolysis of TiO₂ and eliminates the trap centers of associated oxygen vacancies. Subsequently, TiO₂/SnO₂ films are created by incorporating Sn in HI-passivated TiO₂. The use of SnO₂ significantly improves the electron mobility, while suppressing the flaws over the whole film. Additionally, they reported that the 0.05 M SnO₂-doped TiO₂-based perovskite device showed low hysteresis, outstanding stability, and an efficiency of 17.77% among the generated samples. Additionally, the TiO₂/SnO₂ (0.05 M) device maintained 86% of its original efficiency even after sustained heating at 100 °C for 21 h. Therefore, compared to pristine TiO₂-based devices, the inclusion of SnO₂ improved the stability and efficiency of perovskite solar cells. To enhance the electron coupling, passivate trapping defects, and align the energy levels optimally at the junction of the perovskite and ETL layer, Zhang *et al.*¹¹⁸ implemented compact and ultra-thin SnO_x coatings produced from SnCl₄. Furthermore, the PCE of the PSC based on Cl–SnO₂ and SnO₂ as the ETL was 18.6%, while that of the same device without Cl was 16.3%. Additionally, Huang *et al.*¹¹⁹ reported the addition of LiCl to the SnO₂ ETL using a straightforward low-temperature procedure. The conductivity of SnO₂ was greatly increased by the addition of LiCl, which enhanced the charge transport and prevented charge recombination. They reported that although the same device exhibited a PCE of 18.35% in the steady state, the PCE of the PSC based on Li:SnO₂-ETL reached 19%.

Du *et al.*¹²⁰ added an amino-acid or glycine self-assembled film to the SnO₂-ETL at a reduced temperature, serving as a buffer layer to enhance the performance of the SnO₂-based PSCs. In reality, the lattice mismatch between the SnO₂ and perovskite layer was modulated by the buffer layer. Additionally, the interaction between SnO₂ and the perovskite layer at the interface was improved by the electrostatic interactions between the amino group and perovskite framework. A schematic illustration of the SnO₂-based PSC device architecture is shown in Fig. 7.

This resulted in the reduced recombination of charge carriers and improved charge carrier transport efficiency. They reported that the SnO₂-based PSC modified with glycine had a maximum efficiency of 20.68%, FF of 0.78%, V_{OC} of 1.10 V, J_{SC} of 24.15 mA cm⁻² and SnO₂ or glycine may serve as an effective electron buffer layer for extremely efficient PSCs, as seen by the improved efficiency. Additionally, ternary metal oxides have superior characteristics compared to their binary counterparts. In ternary metal oxide materials, the ratios of the cations can be



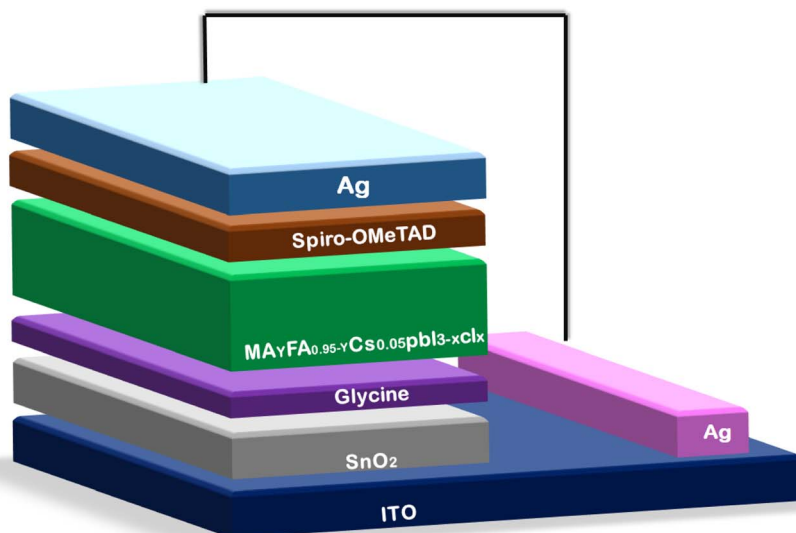


Fig. 7 Schematic of the device architecture of an SnO₂-based PSC.

changed, and consequently their optoelectronic characteristics such as electric resistivity and bandgap can also be controlled. Therefore, ternary metal oxides, such as Zn₂SnO₄ (ZSO), SrTiO₃ and BaSnO₃,¹²¹ are potential ETL materials for developing highly efficient PSCs. Among the ternary metal oxides, ZSO has the best features, including strong electron mobility (10–30 cm² V⁻¹ s⁻¹), broad optical bandgap (3.8 eV), and appropriate conduction band edge, making it a desirable electrode choice for PSCs.¹²¹ Oh *et al.* reported the fabrication of ZSO ETL-based PSCs with the PCE of 7% for the first time. Later, Shin *et al.* reported a novel technique for creating ZSO nanoparticles for solar applications. The produced ZSO nanoparticle-based PSCs exhibited a PCE of 15.3%.¹²² Subsequently, a solution-processed ZSO-film was employed by Jung *et al.*^{123,124} as an ETL in a PSC, resulting in a record-breaking efficiency of 20.02%. Recently, Zheng *et al.*¹²⁵ created a Zn₂SnO₄ single crystal using a straightforward, affordable hydro-thermal synthesis process. The particles size and shape of the ZSO single crystal were controlled in the proposed method based on the duration of the hydrothermal reaction. Additionally, the ZSO-based perovskite solar cell displayed an elevated PCE of 18.32% together with a high J_{SC} of 24.79 mA cm⁻². Moreover, the device remained stable even after 15 days in air with a humidity level of 20%. Thus, ZSO exhibits great potential as an ETL candidate for manufacturing exceptionally efficient photovoltaic devices, as demonstrated by all the above-mentioned findings.

Recently, ZSO was employed as an ETL in PSCs by Sadegh *et al.*¹²⁶ They employed the chemical bath deposition (CBD) approach to modify the surface of the ZSO layer. The density and surface shape of the perovskite film were changed by CBD. Therefore, a perovskite layer with high surface exposure and enlarged grains was produced by CBD. The decrease in losses was caused by the recombination of charge carriers. These modifications significantly increased the charge extraction at the ETL/perovskite interface and successfully inhibited the trap-assisted recombination. Consequently, the photovoltaic

performance was also improved simultaneously. The highest PCE of 21.3% was shown by the ZSO (ETL)-based PSCs treated with CBD. Specifically, the assembled device exhibited remarkable stability, maintaining 90% of its original PCE even after 1000 h of continuous illumination. New types of Sn-based materials are continuously being developed to enhance the performance of PSCs according to ongoing research.

In conclusion, the exploration and development of Sn-based PSCs have emerged as a promising avenue in the field of photovoltaics, addressing the environmental concerns associated with their Pb-based counterparts. The intrinsic properties of Sn, coupled with its compatibility with various metal oxides and organic ligands, have paved the way for innovative device architectures and enhanced photovoltaic performances, as shown Fig. 8. The incorporation of diverse strategies, from the use of bulky organic ligands to the modulation of ETL materials, underscores the versatility and potential of Sn-based perovskites, as summarized in Table 4. Notably, the endeavors of researchers have showcased the potential of mixed cations, organic cations, and ETL modifications in achieving impressive PCEs. The recent advancements in ternary metal oxides, particularly ZSO, further highlight the continuous evolution of Sn-based PSCs towards achieving both high efficiency and stability. In this case, although challenges persist, especially regarding the oxidation of Sn and the synthesis of large-area films, the collective efforts of the scientific community signal a bright future for Sn-based PSCs.

Mixed Sn–Pb PSCs

Pb-free perovskites have resolved the toxicity issue of lead-based perovskites, but their performance in practical applications is inferior to that of their Pb-based counterparts owing to their poor efficiency and stability. Thus, by combining lead and tin in perovskite structures, tin–lead perovskites may strike a balance between reduction in toxicity and obtaining excellent efficacy



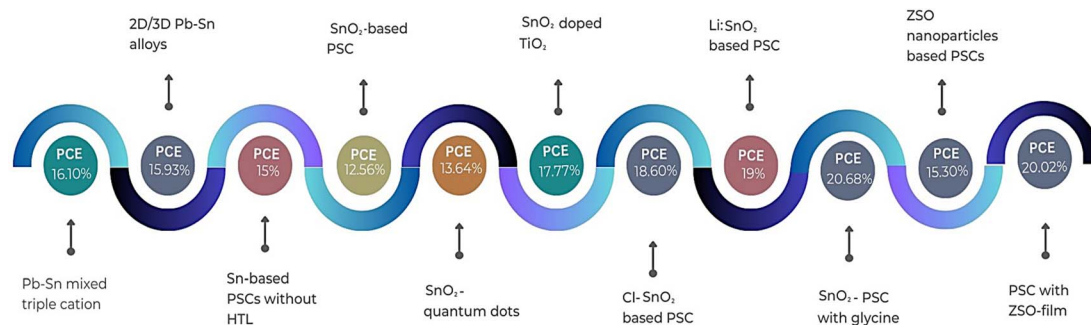


Fig. 8 Progress in tin-based PSCs.

and stability.¹²⁷ However, Sn-based perovskites solidify before Pb-based perovskites owing to the disparity in their crystallization rates. Accordingly, the Chen, Liu, and Guo research groups have made attempts to control the crystallization rates of these materials and promote vertical crystal growth. This approach aims to mitigate nonuniform growth, which results in

the formation of numerous traps in the film that impede carrier transport.¹²⁸ The device quality is increased by the improved crystallinity, which lowers the perovskite residual stress (or strain).¹²⁹ An intriguing observation is that the bandgap of the material is narrowed to the range of 1.2–1.3 eV, which is smaller than that of perovskites based solely on lead or tin. This can be

Table 4 Progress in tin-based PSCs

Perovskite	Methodology	Significance/improvements	References
Pb–Sn mixed triple cation	Bulky organic ligands inclusion	Increase in spin orbit coupling (SOC) and out-of-plane photoinduced bulk polarization	105
2D/3D Pb–Sn alloys	Introduction of PEA ⁺ (bulky organic cations) using solvent optimization	Growth-oriented orientations and SOC modulation resulting in photoinduced bulk-polarization	106
Sn-based PSCs without HTL	Use of natural antioxidant, <i>i.e.</i> , uric acid (UA)	Uric acid reduces oxidation and promotes carrier recombination	114
SnO ₂ -based PSC	Strong pulsed light for quick annealing & inclusion of diiodomethane alkyl-halide (CH ₂ I ₂)	Enhanced surface characteristics of the perovskite layer	115
PSC with SnO ₂ -quantum dots as ETL	Creation of SnO ₂ quantum dots using low-temperature solution processing	Better electron extraction and hole-blocking capabilities	116
SnO ₂ -doped TiO ₂ -based perovskite device	Tin-doped TiO ₂ ETL material preparation using hydriodic acid (HI)	Improved electron mobility and flaw suppression	117
PSC based on Cl-SnO ₂ and SnO ₂ as ETL	Implementation of compact and ultra-thin SnO _x coatings produced from SnCl ₄	Enhanced electron coupling, defect passivation, and energy level alignment	118
PSC based on Li:SnO ₂ -ETL	Addition of LiCl to SnO ₂ ETL using a straightforward low thermal procedure	Increased conductivity of SnO ₂ enhancing charge transport and preventing charge recombination	119
SnO ₂ -based PSC modified with glycine	Addition of an amino-acid or glycine self-assembled film onto the SnO ₂ -ETL	Improved interaction between SnO ₂ and perovskite layer at the interface	120
ZSO nanoparticle-based PSCs	Creation of ZSO nanoparticles for solar application	Improved the stability of perovskite material	122
PSC with solution processed ZSO-film as ETL	Use of solution processed ZSO-film	Record-breaking efficiency	123
ZSO-based perovskite solar cell	Creation of a single crystal of Zn ₂ SnO ₄ using hydro-thermal synthesis	Controlled particle size and shape of the ZSO single crystal	125
ZSO (ETL)-based PSCs treated with CBD	Chemical bath deposition (CBD) approach to modify the surface of the ZSO layer	Enhanced charge extraction at the ETL/perovskite interface and reduced trap-assisted recombination	126



attributed to the “bowing effect” caused by the sharing of the octahedral cage between lead and tin in the perovskite structure.

The first Sn–Pb PSCs were reported in 2014 by the Hayase and Kanatzidis research groups, with efficiencies of 4.18% and 7.37%, respectively.^{130,131} To date, the Wakamiya group reported the greatest efficiency of 23.6%, surpassing the Hayase group’s most recent achievement of 23.2%.¹³² Presently, attempted have been devoted to improving the effectiveness of Sn–Pb PSCs in a manner comparable to that of lead- and tin-based PSC investigations including n-doping of self-p-doped perovskite, surface creation of 2D perovskite, and additive for anti-oxidation.^{133,134} The special qualities and prospective uses of Sn–Pb PSCs are covered in the following section.

Fig. 9a depicts the bandgap bowing effect, demonstrating that a distinct alteration in the bandgap that occurs when Sn and Pb perovskites are alloyed. This effect leads to a reduction in the bandgap below that of each individual pure composition.¹³⁵ The variation in both the energy level and lattice strain contribute to the bandgap bending of alloy perovskites. The band edge formations are mostly caused by inconsistencies in the energy levels of the atomic orbitals of Sn and Pb. The VBM and CBM of Sn perovskite are shifted upwards (Fig. 9b), as described in the section on Sn-based perovskites.¹³⁶ These discrepancies cause Sn–Pb perovskites to have a narrow bandgap. Smaller Sn has an indirect influence on the bandgap value by causing the octahedron to tilt and the lattice to compress.¹³⁷ Changes in the A- and/or X-site ions have an impact on the bandgap values in lead- and tin-based

perovskites, as covered in the prior sections. The bandgaps of mixed Sn–Pb perovskites exhibit variations influenced by the organic cation and halide present. The lowest bandgap and ABX₃ perovskites was reported when the ratio of Sn to the B element (Sn/Pb) was in the range of 40% to 70%.¹³⁸

Also, the bandgap can be controlled, the defect can be reduced, and the oxidation can be suppressed. As shown in Fig. 9c, the Snaith group showed that the Sn concentration in perovskite in the range of 0.5% to 20% of the metal content caused faults, but an Sn content in the range of 30% to 50% recovered the optoelectronic quality.¹³⁹ Trap sites were created and the photoconductivity, photoluminescence lifespan, and photoluminescence quantum efficiency all decreased with the inclusion of a modest concentration of Sn. The Sargent group demonstrated that deep-level traps were formed when the Sn concentration was less than 30%.¹⁴⁰ Alternatively, the 50% Sn mixed alloy showed extended carrier lifetimes and improved defect tolerance without deep traps (Fig. 9d). The oxidation level varied depending on the Sn concentration. Sn⁴⁺ is quickly produced on the perovskite surface, according to the theory of the Angelis group that Sn-poor conditions enhance the oxidation of Sn because it functions as a dopant.¹⁴¹

Sn is more readily oxidized than Pb, which leads to more flaws and severe oxidation. However, it has been shown that increasing the stability and film quality of perovskites requires an Sn concentration of roughly 50%. The advantage of having a low bandgap opens up a range of applications, including photodetectors and tandem solar cells,¹⁴² given that the bandgap of Sn–Pb perovskites with 50% Sn content is close to

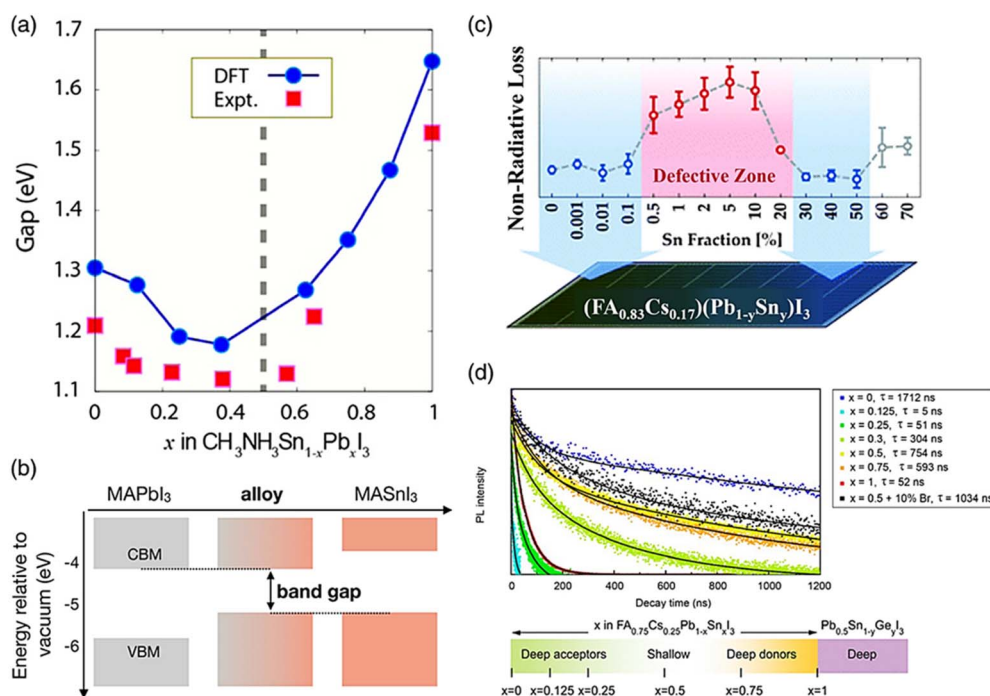


Fig. 9 (a) Variation in the bandgap of Sn–Pb perovskite with changes in the Pb and Sn ratio in the B site. (b) Schematic illustrating how the bandgap is formed in Pb–Sn alloy perovskite. (c) Substituting Pb with Sn in perovskite leads to the formation of defect sites, causing nonradiative voltage loss. (d) Time-resolved photoluminescence spectra are obtained for FA_{0.75}Cs_{0.25}Sn_xPb_{1-x}I₃ perovskite layers with varying Sn amounts.¹³² (b) Ref. 133. (c) Ref. 134. (d) Ref. 135.



1.2 eV and may potentially attain sufficiently high efficiency (32.74%). Recently, the wide absorption spectrum (1000 nm) of Sn–Pb mixed perovskites has been applied in several investigations on photodetectors. These photo-detectors struggle to detect light in the NIR region because the absorption spectrum of Pb-based perovskite is restricted to the range of 300 to 800 nm.¹⁴³ Thus, to extend its absorption spectrum to 1000 nm, organic bulk-heterojunction (BHJ) layers capable of absorbing in the near-infrared (NIR) region are deposited on the perovskite film.¹⁴⁴ In organic photovoltaics, the morphology of the BHJ layer is a critical in determining the device performance, particularly impacting its light absorption capabilities. This layer, typically a blend of electron-donating and electron-accepting organic materials, creates a nanoscale network of interpenetrating phases, each with distinct roles in the device operation. The surface morphology of the BHJ layer is pivotal for several reasons. Firstly, it defines the interfacial area between the donor and acceptor materials, which is crucial for effective exciton dissociation. A larger interfacial area means more opportunities for light absorption and exciton generation. This is particularly important in the context of extending the absorption spectrum, given that a greater interfacial area results in more effective light harvesting, including in the NIR region. Additionally, the morphology dictates the pathways available for charge transport. An optimal network with efficient pathways ensures that the photogenerated carriers (electrons and holes) can reach their respective electrodes effectively, contributing to the overall current of the device. The morphology also affects the exciton diffusion length, which is the distance which excitons have to travel to recombine.^{145,146} A favorable morphology with appropriate domain sizes increases the likelihood of excitons reaching a donor–acceptor interface for

dissociation, thereby enhancing the efficiency of light absorption and conversion.

Another crucial aspect influenced by morphology is the rate of recombination. Poorly connected phases can lead to increased charge recombination, where electrons and holes recombine prematurely, leading to energy loss. Thus, optimizing the morphology is key to minimizing these recombination losses. Furthermore, the way light interacts with the active layer is significantly influenced by the surface morphology of the BHJ layer. This morphological structure can scatter or trap light, directly affecting the absorption profile of the material.¹⁴⁷ For instance, aggregated domains or irregular structures in the BHJ layer may enhance light trapping, which is particularly beneficial for extending the absorption into the NIR region. This effect is critical for devices designed to absorb a broader spectrum of solar radiation, including wavelengths that standard photovoltaic materials may not efficiently capture. Moreover, the morphological features at the interfaces with other layers, such as electrodes, are vital in impacting charge injection and extraction processes. An optimal morphology ensures efficient charge transport and extraction, minimizing the energy losses at these crucial interfaces. Therefore, achieving the appropriate morphology is essential for efficient device operation, particularly in ensuring that the perovskite layer and the BHJ layer work synergistically.

However, the NIR detectivity of Pb-based perovskite photo-detectors in combination with BHJ is poor. Fortunately, better detectivity and sensitivity can be achieved by Sn–Pb-based perovskite, which absorbs NIR light.¹⁴⁸ Perovskite tandem solar cells are also used. A rear broad-bandgap solar cell that absorbs high-energy photons and a front smaller-bandgap solar cell that absorbs low-energy photons make up a perovskite tandem solar

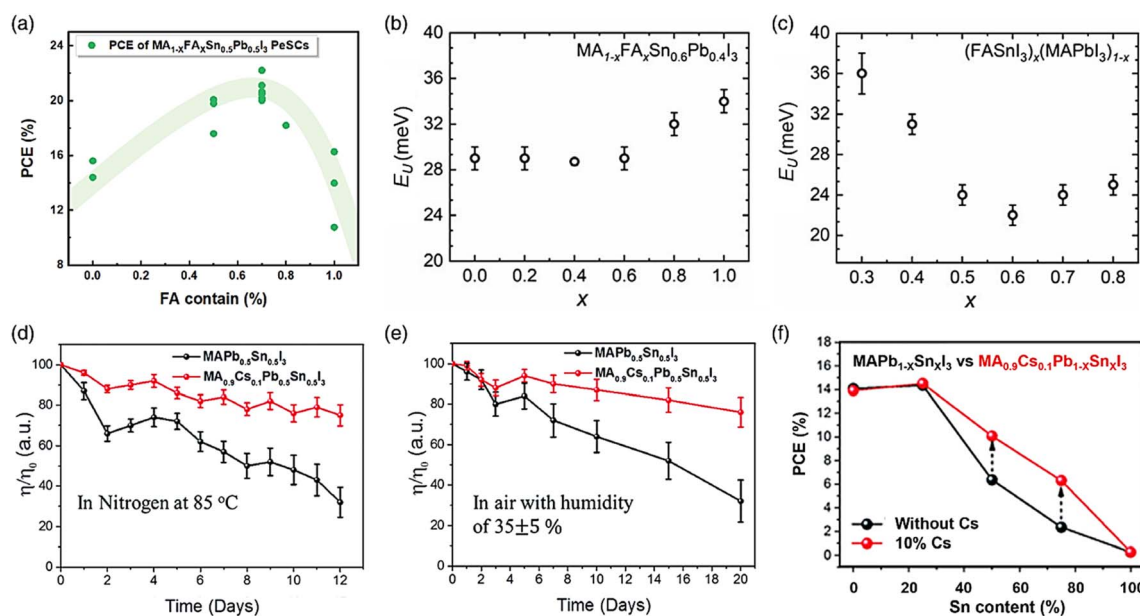


Fig. 10 (a) PCE of $\text{MA}_{1-x}\text{FA}_x\text{Sn}_{0.5}\text{Pb}_{0.5}\text{I}_3$ PSCs. UE in relation to the changing perovskite composition for (b) $\text{MA}_{1-x}\text{FA}_x\text{Pb}_{0.4}\text{Sn}_{0.6}\text{I}_3$ and (c) $(\text{FASnI}_3)_x(\text{MAPbI}_3)_{1-x}$. (d–f) Thermal and air stability test conducted on the device at 85 °C with 10% Cs addition. Stability and efficiency increase with the inclusion of Cs in $\text{Sn}_x\text{Pb}_{1-x}$ PSCs. (b and c) Ref. 143. (d–f) Ref. 144.



cell in most cases. To date, the top cells are generally made of organic, CIGS, and Si solar cells,¹⁴⁹ which are further explained in the next section. Sn–Pb-based perovskite is a possible contender for the fabrication of the top cells¹⁵⁰ due to its high efficiency, low production cost, and solution processability. Thus, to achieve a remarkable efficiency of over 20% in Sn–Pb perovskite solar cells (PSCs), the composition of the perovskite material, specifically the mixed A cation, needs to be fine-tuned, as demonstrated in Fig. 10a. The major materials utilized are FA and MA, with a small quantity of Cs added on occasion. The best efficiency was observed when the FA-based perovskite was comprised of 30 mol% of MA, as demonstrated in the efficiency trend of the $\text{ASn}_{0.5}\text{Pb}_{0.5}\text{I}_3$ PSCs. The Podraza group discovered a connection between the Urbach energy (UE) and the increased efficiency of mixed cation Sn–Pb PSCs. By using photothermal deflection spectroscopy, they evaluated the UE of perovskites with diverse cation compositions. The low UE and V_{OC} of thin-film perovskites exhibit a clear correlation, with the reduction in UE happening in conjunction with a positive decline in the V_{OC} deficit. They demonstrated that a lower UE and V_{OC} reduction occurs when FA and MA are blended in an equivalent ratio (Fig. 10b and c, respectively).¹⁵¹

A well-known substance, inorganic Cs, considerably increases the moisture and light stability of perovskite films.¹⁵² The Jen group established that Sn–Pb-based perovskites with partially substituted MA^+ or FA^+ for Cs^+ exhibit a slowed crystallization rate to promote the creation of homogeneous films.¹⁵³ In particular, in compositions including high

concentrations of Sn, the device stability and performance were improved (Fig. 10d–f). The Sn–Pb perovskite has an intriguing property, where its bandgap changes randomly when the mixed A-site is present. Materials having a smaller A site predominate, APbI_3 develops a bigger bandgap, and ASnI_3 exhibits the reverse trend.¹⁵⁴ However, there is no obvious regularity in the case of Sn–Pb perovskite due to variations in the extent of orbital binding and deformation of the perovskite lattice caused by the mixed B-site.¹⁵⁵

In summary, the evolution of mixed Sn–Pb PSCs underscores the relentless pursuit by the scientific community to merge environmental sustainability with optimal device performance. The amalgamation of tin and lead in perovskite structures has unveiled a promising pathway, bridging the gap between the high efficiency of Pb-based perovskites and the environmental benignity of their Sn-based counterparts, as shown in Fig. 11. The intricate interplay among the “bowing effect,” crystallization rates and defect dynamics has been pivotal in shaping the optoelectronic properties of these mixed perovskites. Noteworthy strides by various research groups have illuminated the potential of manipulating the Sn concentration to enhance the film quality, suppress oxidation, and fine-tune the bandgaps, opening doors to diverse applications such as photodetectors and tandem solar cells. The extended absorption spectrum of Sn–Pb perovskites, especially in the NIR region, further accentuates their versatility and potential in photodetection, as summarized in Table 5. As this field continues to flourish, the insights gleaned from these studies will undoubtedly serve as

Recent device performance of tin-lead mixed PSCs.



Fig. 11 Recent device performance of tin–lead mixed PSCs.



Table 5 Progress in Pb–Sn based PSCs

Perovskite type	Methodology	Significance/improvements	References
Tin-lead (Sn–Pb) perovskites	Combining lead and tin in perovskite structures to balance toxicity reduction with efficacy and stability	Reduction in toxicity with maintained efficacy and stability; Sn-based perovskites solidify before Pb-based due to their difference in crystallization rate	127
Tin-lead (Sn–Pb) perovskites	Control of crystallization rates to promote vertical crystal growth and mitigate nonuniform growth	Improved device quality due to enhanced crystallinity, reducing residual stress in the perovskite	128
Tin-lead (Sn–Pb) perovskites	Studying the bandgap bowing effect in Sn and Pb alloyed perovskites	Narrower bandgap due to 'bowing effect', leading to variations influenced by the organic cation and halide present	135
Tin-lead (Sn–Pb) perovskites	Adjusting Sn concentration in perovskites to control defect formation and oxidation	Sn concentration between 30% and 50% recovers optoelectronic quality; lower concentrations create deep-level traps	139
Tin-lead (Sn–Pb) perovskites	Fine-tuning the composition of the perovskite material, specifically the mixed A cation	Higher efficiency achieved with specific ratios of FA and MA; correlation between Urbach energy and efficiency	150 and 151
Tin-lead (Sn–Pb) perovskites	Partially substituting MA ⁺ or FA ⁺ with inorganic Cs in Sn–Pb-based perovskites to enhance film stability	Increased moisture and light stability; homogeneous film formation, especially in high Sn concentrations	153

foundational pillars, guiding future endeavors in the field of perovskite solar cells.

Germanium-based PSCs

Germanium (Ge), another member of group IV, can also serve as a substitute for Pb or Sn in the creation of perovskites. However, Ge-based perovskites exhibit distinct characteristics compared to their Pb²⁺ and Sn²⁺ counterparts, primarily because Ge is a significantly lighter element. Due to the propensity of Ge²⁺ to oxidize to the more stable Ge⁴⁺, germanium-based perovskites tend to be less stable than tin-based ones. Furthermore, its considerably smaller radius (73 pm) does not align well with the ABX₃ structure of perovskites based on Goldschmidt's tolerance factor. These perovskites display broader optical bandgaps exceeding 1.6 eV and markedly different energy levels. For instance, the conduction band minimum (CBM) of FAGEI₃ is 3.15 eV, whereas that of FAPbI₃ and FASnI₃ is 4.0 eV and 3.79 eV, respectively.^{156,157}

Despite the numerous theoretical investigations on Ge-based perovskites, the use of germanium-based perovskites in solar cells has been scarcely documented.¹⁵⁸ The first germanium-based PSCs with CsGeI₃, MAGEI₃, or FAGEI₃ photoactive layers were reported in 2015.¹⁵⁷ Fig. 12 illustrates that all the produced PSCs, including CsGeI₃ solar cells, performed poorly, achieving a PCE of less than 0.20%. This was attributed to the fact that the bandgaps of MAGEI₃ and FAGEI₃ are too wide to effectively absorb light. In 2018, by substituting 10% of the iodide in germanium-based PSCs with bromide, the PCE increased to 0.57%.¹⁵⁹ These subpar performances appear to originate from the formation of imperfect crystals, instability, and poor surface configuration of Ge-based perovskites.¹⁵⁷

Mixed tin and lead-based perovskites (Sn–Pb) are considered alternatives to lead perovskites. However, given that Ge is non-toxic and theoretically offers a performance comparable to lead PSCs, it should also be considered. The simulation results by Raman *et al.* suggest that Ge–Pb-based PSCs using an MA(Pb,Ge)I₃ light absorber can potentially achieve efficiencies of up to 30%.¹⁶⁰ Nevertheless, there have been limited studies on Ge–Pb devices due to the instability of the Ge–Pb perovskite crystal (tolerance factor of >1). Another simulation-based study indicated that ternary B-site mixed cations, including Pb, Sn, and Ge, can be used to develop stable and efficient devices.^{161,162} Experimental studies have identified In, Cu, and Zn as feasible substitutes for reduced-lead perovskites.¹⁶³ Currently, germanium-based perovskites are primarily used in combination with tin-based perovskites due to performance concerns.¹⁶⁴

Polymer-based PSCs

Researchers have been focused on improving the durability of PSCs by interfacial modification, device encapsulation and inverted orientation, together with other methods.¹⁶⁵ According to reports, intrinsic alteration may also increase the stability of perovskites, particularly by reducing moisture–corrosion.¹⁶⁶ The active layer, such as the ETL, HTL, photovoltaic operational layer and buffering intermediate layer, is often the location of the interfacial alteration.¹⁶⁷ However, the perovskite/perovskite contact, which is called the intergranular interface, has a higher defect density, which makes it easier for moisture to penetrate the perovskite layer.^{168,169} Thus, to optimize the morphology, charge transfer, and separation in the perovskite layer, the crystallinity at the intergranular interface must be increased.¹⁷⁰ An excellent photovoltaic performance is achieved as a result of



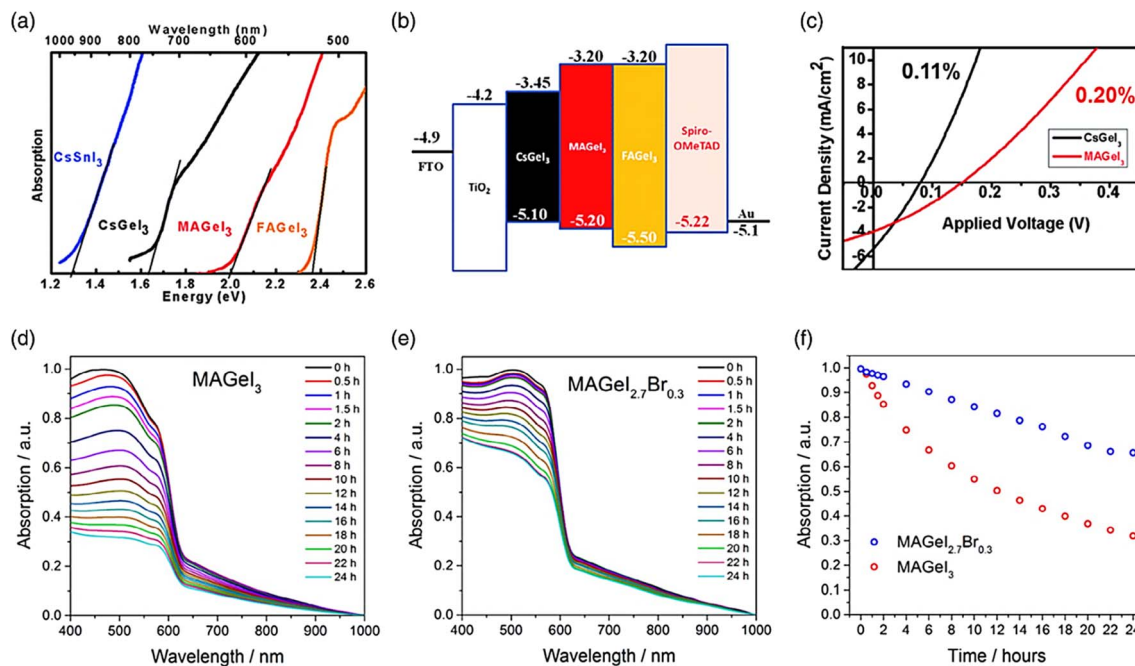


Fig. 12 (a) Absorption characteristics of MAGeI_3 , CsGeI_3 and FAGEI_3 in comparison with CsSnI_3 . (b) Schematic energy level diagram of CsGeI_3 , FAGEI_3 and MAGeI_3 . (c) J - V curves of photovoltaic devices fabricated with different Ge halide perovskites. Time-resolved UV-vis measurements to investigate the ambient stability of the germanium perovskite samples of (d) MAGeI_3 and (e) $\text{MAGeI}_{2.7}\text{Br}_{0.3}$ and (f) absorption intensity at 510 nm versus time. (a-c) Ref. 149. (d-f) Ref. 151.

better charge separation and transportation in the perovskite film. Consequently, PSCs with perovskite intergranular interfaces that are resistant to moisture display enhanced stability.¹⁷¹

Researchers are focused on improving the interactions between the perovskite layer grains, such as acid-base, stacking, electrostatic interactions, and hydrogen bonding, to provide moisture-resistant intergranular interface.¹⁶⁸ The moisture-resistant intragranular interface in perovskite solar cells significantly impacts the exciton depletion and electron/hole mobilities, which are essential for the overall efficiency of the cells. Firstly, regarding exciton depletion, grain boundaries in the perovskite materials are crucial. These boundaries, when stable and moisture-resistant, introduce fewer deep defect states in the band gaps, maintaining high electronic quality. Grain boundaries can provide additional pathways for exciton dissociation and charge separation, enhancing the exciton depletion.¹⁴⁵ Furthermore, the ordered perovskite/perovskite heterojunctions, formed through molecular modification of the perovskite layer, aid in efficient exciton dissociation and charge carrier transport in the grains. The moisture resistance at these interfaces is critical for maintaining the integrity of the perovskite layer and preventing the entry of water, which reduces the charge recombination, and thereby effectively depletes excitons. Regarding the aspect of electron and hole mobilities, the ETL interface plays a significant role. Moisture-resistant modifications at the perovskite/ETL interface, such as incorporating bifunctional molecules and fullerene derivatives, optimize the electronic structure and passivate recombination processes. This results in enhanced electron mobility by reducing the number of trap sites and improving the interface band

alignments. Similarly, at the perovskite/HTL interface, functional modifications can facilitate improved hole extraction and electron blocking, leading to better hole mobility in the perovskite layer. The development of ordered perovskite/perovskite heterojunctions also influences the charge carrier mobilities, where the well-aligned interlayers and minimized defects in these heterojunctions promote efficient electron and hole transport.

Substituting phenethylamine ($\text{PhCH}_2\text{CH}_2\text{NH}_2$) with methylamine (CH_3NH_2) may improve the hydrophobic interactions and stacking. Additionally, formamidine is used to replace methylamine (CH_3NH_2) to increase the hydrogen bonding contact. Consequently, the stability and PCE of PSCs are improved. Many polymers, including polyethylene oxide (PEO), polymethylmethacrylate (PMMA), polyethyleneimine (PEI) and polyvinylpyrrolidone (PVP) display significant intergranular interactions as a result of the presence of many active sites.^{172,173} Also, polymer-based PSCs display great stability and enhanced PCE because of the presence of significant intergranular contacts.¹⁷⁴ To date, in all the reported polymers, their curly macromolecular arrangement has been altered to modify the intergranular contacts of the perovskite. This is because their arrangement will have a negative effect, such as reducing the perovskite crystallinity or diminishing its photoelectric property. Researchers are actively developing improved polymers, specifically dendritic polymers or dendrimers, to address existing challenges. These 3D spherical polymers have generated significant interest due to their ability to make slight configuration adjustments when interacting with the perovskite grain surfaces, thereby preventing local aggregation in their



linear macromolecular structure.¹⁷⁵ Consequently, the crystallinity of dendrimers is enhanced. Therefore, the stability and effectiveness of perovskite devices are significantly enhanced by the use of dendritic polymers.

Consistent with this, Du *et al.* created a novel molecular roadmap to illuminate the efficacy of PSCs. The intergranular perovskite contact was successfully regulated by the suggested model, which enhanced the PCE. Polyamidoamine (PAMAM) dendrimers were employed by Du *et al.* as a template for the dendritic crystallization process that formed the perovskite.¹⁷⁶ PAMAM contains methyl esters at its molecular perimeter, and these groups have tremendous potential to interact with the grain surfaces of the perovskites. These interactions, likely involving chemical bonding or other molecular associations, are poised to significantly influence the surface morphology of the perovskite layer. The primary objective of this interaction between the PAMAM functional groups and the perovskite grains is to enhance the intergranular interface interactions, strengthening the overall structure of the perovskite layer. These interactions with PAMAM induce alterations in the chemical structure of the active perovskite layer, which affect the organization of the perovskite grains, leading to changes in the surface morphology and the interfacial interactions between the grains. The aim is to enhance the compactness and uniformity of the perovskite film, which includes reducing the number of defects such as pinholes and bolstering the intergranular connections.¹⁴⁶ These chemical and morphological modifications in the perovskite layer can substantially impact the performance of the device. A more compact and uniformly distributed perovskite film, achieved through the PAMAM interactions, facilitate improved charge separation and reduced recombination rates, thereby enhancing the overall stability and efficiency of the device. The fortification of the intergranular interactions is especially vital for the durability and performance of perovskite solar cells. Furthermore, the interaction between the methyl esters in the PAMAM dendrimers and perovskite grain surfaces results in notable changes in the

chemical structure of the active layer. This alteration positively influences the surface morphology, leading to enhancements in device performance. The methyl esters in PAMAM interact with the perovskite grain surfaces, forming bonds through its amino and carbonyl groups. The PAMAM dendrimers act as a dendritic crystallization framework, guiding the formation of the perovskite layer. This process crosslinks the perovskite grains, substantially strengthening the intergranular interfacial interactions.

The result is a marked improvement in the perovskite phase morphology, which is characterized by a reduction in the number of grain boundaries and elimination of pinholes. These morphological improvements caused by PAMAM modification synergistically enhance the power conversion efficiency and stability of perovskite solar cells. The increase in the short-circuit current density, leading to a significant enhancement in power conversion efficiency, is chiefly attributed to the improved perovskite morphology, and in particular, the robust intergranular interactions facilitated by PAMAM. Because of this, the dendritic-polymer backbone of the perovskite grains exhibits high intergranular interfacial contacts. Additionally, the phase shape of the perovskite is significantly improved by getting rid of the pinholes and reducing the number of grain boundaries. To create a homogeneous surface, the compact perovskite layer and non-pinhole dendritic PAMAM crosslinked the perovskite grain, strengthening the contacts at the intergranular interface. This resulted in a substantial PCE of 42.6% for the unencapsulated PSCs using the PAMAM polymer (dendritic) backbone under ambient conditions. The PAMAM-modified device also retained 73% of its original PCE after 400 h. The major factor in achieving a high PCE is the enhancement in the perovskite intergranular interactions by PAMAM modification. A schematic depiction of the PAMAM dendrimers controlling the perovskite morphology is shown in Fig. 13, together with the device architecture of a PAMAM-modified PSC.

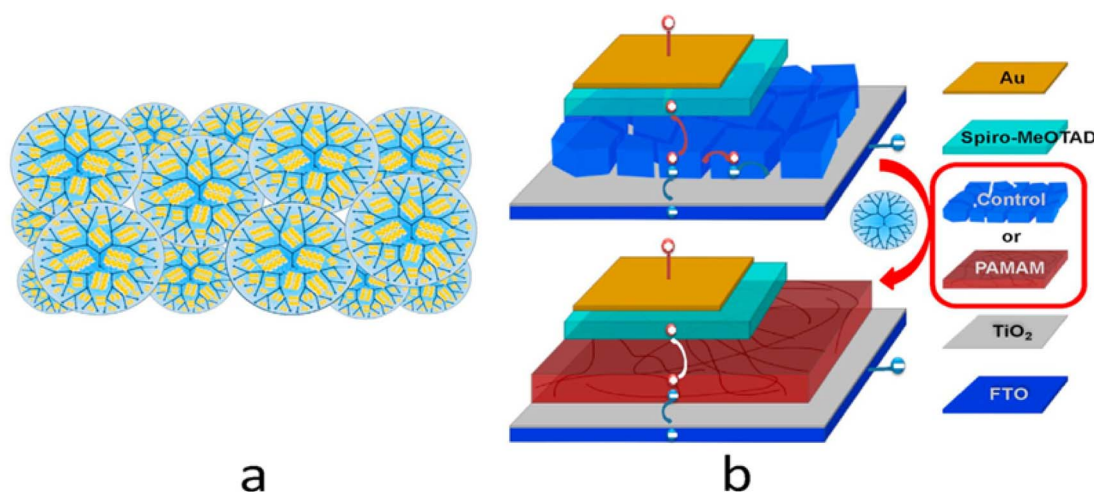


Fig. 13 (a) Schematic depiction of perovskite morphology regulation by PAMAM dendrimers. (b) Device structure of unmodified and PAMAM-modified perovskite photovoltaic devices.¹⁷⁶



Interlayers also significantly contribute to increasing the PCE of PSCs. Recently, poly-electrolytes have been shown to have an impact on the device performance when utilized as buffer layers in both n-type substrate (N-I-P) and p-type substrate (P-I-N) geometries, according to Kang *et al.*¹⁷⁷ To create the buffer layers, they employed non-conjugated polymer electrolytes (NPEs) with a PEI backbone and a variety of counterions, including tetrakis(imidazole) borate (BIm_4^-), bromide (Br^-), and iodide (I^-). Additionally, the size of the counterion affects the performance of perovskite solar cells. The non-conjugated polymers produced electric dipoles at the NPE/metal electrode interface, which could be used to adjust the energy levels and work functions of the electrodes. Consequently, in the N-I-P and P-I-N configurations, the solar cell incorporating the NPE buffering layer displayed a PCE of 14.71% and 13.79%, respectively.

At the interface between the perovskite and electrode, the HTL layer generally removes the holes and inhibits the recombination of charge carriers, which affects the PCE of PSCs. Therefore, developing HTLs is equally crucial for creating high-performance PSCs.¹⁷⁸ In this case, due to its good film shape, high conductivity, and ability to be processed in a solution at low temperatures, polyethylenedioxythiophene (PEDOT):polystyrenesulfonate (PSS) has been one of the most often utilized HTL in inverted PSCs thus far.¹⁷⁹ However, despite its benefits, the main limitations of the PEDOT:PSS-based HTL in PSCs is the acidic nature of PEDOT:PSS.¹⁸⁰ Thus, numerous researchers are looking for novel strategies to advance the PV device performance by addressing the drawbacks of PEDOT:PSS HTLs.¹⁸¹

Recently, a unique method for synthesizing new HTLs using the readily available copper thiocyanate (CuSCN) was suggested by Xu *et al.*¹⁸² According to their findings, adding CuSCN to PEDOT:PSS, and then annealing it at a low temperature lowers the energy barrier and improves the charge extraction yield, while also having an acidic nature. Consequently, the PCE of the CuSCN-modified PEDOT:PSS HTL-based PSC was 15.3% at 1.0 V, which was 16% higher than that of the PEDOT:PSS HTL-based PSCs. Additionally, the decreased acidity produced exceptional longevity, as shown by the retention of 71% of the original PCE of the device after 175 h of exposure to N_2 under full sun. *N,N'*-Bis-(1-naphthalenyl)-*N,N'*-bis-phenyl-(1,1'-biphenyl)-4,4'-diamine (NPB) is a tiny triphenylamine-based chemical, which Ma *et al.*¹⁸³ added to a perovskite solar cell as a multifunctional buffer layer to further improve its PCE. The device configuration of the NPB-based PSC is shown in Fig. 14.

According to their findings, the use of NPB as a buffer layer lowered the amount of pinholes and imperfections in the perovskite films and modified the energy imbalance between the perovskite structure and PEDOT:PSS film. Due to the diminished defects and pinholes at the interface of the perovskite/PEDOT:PSS layers, the electron-hole recombination was severely constrained in the NPB-modified device. Consequently, the PCE of 18.4% was shown by the NPB-modified PSC. The same device displayed a PCE of 14.4% under UV light without hysteresis and great stability. According to the suggested method, creating the advanced generation of effective,

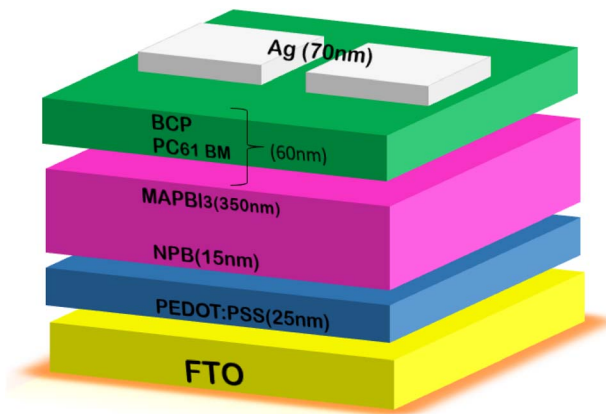


Fig. 14 Structure of the PSC based on NPB.

exceptionally stable and flexible PSCs may rely heavily on NPB as a buffer layer. This is because the NPB buffer layer plays a pivotal role in enhancing the surface morphology of the perovskite films. This improvement is evident in the scanning electron microscopy (SEM) images, which demonstrated a denser and more uniform film structure upon the introduction of NPB. The increased coverage and uniformity provided by the NPB layer are crucial in diminishing the presence of pinholes in the film. Secondly, the use of NPB affects the wettability of the perovskite layer. Contact angle measurements revealed a modest decrease in wettability with the incorporation of NPB. This reduction in wettability is associated with improved film quality, given that it aids in minimizing the number of pinholes and surface imperfections. The enhanced film formation due to the altered wettability contributed to a smoother and more consistent perovskite layer. Furthermore, the chemical interaction between NPB and the perovskite film was instrumental in suppressing the formation of defects, particularly at the interface with PEDOT:PSS.¹⁸⁴ This chemical synergy not only enhanced the quality of the perovskite film but also contributed to a more integrated and coherent layer structure. Lastly, the presence of NPB helps reduce the interfacial defects that typically arise due to the chemical reaction between PEDOT:PSS and the perovskite precursor. In the absence of an NPB buffer layer, these reactions can lead to the formation of detrimental interfacial defects. However, the introduction of NPB effectively suppresses these defects, leading to an overall improvement in the film quality.

Thus far, nearly all the reported flexible PSCs have tiny surface areas. However, as the films inevitably experience reduced uniformity, it is widely recognized that the PCE decreases when the device area is scaled up to a large extent. Therefore, the performance of large-area flexible PSCs is directly influenced by the large-scale thin-film deposition process. Accordingly, wide-area manufacturing methods must be developed to create flexible PSCs with all their layers. In order to further reduce the cost of manufacturing, alternative technologies should be offered, which should ideally encourage the development of useful applications.



Table 6 Recent developments in polymer-based PSCs

Category	Methodology/technique	Significance/improvements	References
Interfacial modification	Device encapsulation, inverted orientation	Enhanced durability	157, 176 and 177
Intrinsic alteration	Reducing moisture–corrosion	Increased stability of perovskites	158 and 178
Intergranular interface optimization	Enhancing crystallinity	Better charge separation and transportation; however, higher defect density	160–163, 179 and 180
Polymer-based PSCs	Use of PEO, PMMA, PEI, PVP	Enhanced resilience and PCE; however, may reduce the crystallinity or photoelectric property of the perovskite	164–166 and 181–185
Dendritic polymers	Use of dendritic polymers	Enhanced stability and effectiveness	167 and 186
PAMAM dendrimers	Polyamidoamine (PAMAM) dendrimers	Improved PCE to 42.60%, enhanced perovskite intergranular interactions	168
NPE buffer layers	Nonconjugated polymer electrolytes (NPEs)	Improved PCE in both N–I–P (14.71%) and P–I–N (13.79%) configurations	169
PEDOT:PSS HTLs	CuSCN-modified PEDOT:PSS HTL	Improved PCE to 15.30%, exceptional longevity. However PEDOT:PSS is acidic in nature	174
NPB buffer layer	NPB as a buffer layer	Reduced electron–hole recombination, improved PCE to 18.40%	175

Table 6 summarizes the recent developments in polymer-based PSC. The exploration in polymer-based PSCs has unveiled a plethora of opportunities and challenges in the field of perovskite solar technology. The intrinsic modifications, especially at the intergranular interface, have emerged as a pivotal strategy to enhance both the efficiency and stability of PSCs. The innovative use of dendritic polymers, particularly PAMAM, has showcased the potential of molecular engineering in optimizing the morphology and performance of perovskites. Furthermore, the development of novel HTLs and buffer layers, such as CuSCN-modified PEDOT:PSS and NPB, respectively, have set new benchmarks in device efficiency and stability. However, as we venture into the domain of large-area flexible PSCs, the challenges of maintaining uniformity and efficiency at a larger scale become evident. Therefore, the future of polymer-based PSCs hinges on the development of scalable deposition processes and innovative materials that can maintain high performances across larger device areas.

Halide double perovskite solar cells (HDPs)

Halide double perovskite solar cells (HDPs) are created by substituting one monovalent cation B^+ and one trivalent cation B^{3+} for two Pb^{2+} , with the formula of $A_2B^+B^{3+}X_6$. The general chemical formula for Pb halide perovskites can be described as $APbX_3$, wherein A represents either an organic or inorganic cation (such as MA^+ , Cs^+ , and FA^+), B signifies Pb^{2+} , and X denotes a halogen (Cl^- , Br^- , and I^-). The A-site cations occupy the cavities formed by eight $[PbX_6]^{4-}$ octahedra. With alternating $[B^+X_6]^{5-}$ and $[B^{3+}X_6]^{3-}$ octahedra, the double perovskites have a similar three-dimensional structure to Pb perovskites, and the A-site cations are located in the cavities created by the octahedra.

It is important to note that HDPs are much more stable and typically non or less hazardous than Pb-based perovskites (with

the exception of Tl-based compounds). Two distinct B-site cations provide access to a broad variety of potential combinations and rich substitutional chemistry, which is equally significant. The choices for both the A cation and X anion are limited, with the A cation consisting mostly of Cs^+ and $CH_3NH_3^+$ (MA^+) and the X anion consisting primarily of Cl^- , Br^- , and I^- . Alternatively, the selection of the B-site cations is more flexible and may include Ag^+ , Na^+ , Li^+ , Au^+ , Bi^{3+} , Sb^{3+} , In^{3+} , Fe^{3+} , and Tl^{3+} . Given that the related HDPs are more desirable for phosphors or light-emitting diodes, other B^{3+} cations such rare-earth ions are not noted here.¹⁸⁵ These components may be easily permuted and combined to produce hundreds of HDPs. Meanwhile, two distinct B-site metal ions give several potential for alloying and doping in HDPs by a variety of elements, thereby extending the broad family of HDPs and providing enormous prospects for HDP-based photovoltaics.

The study on $Cs_2AgBiBr_6$ in 2016 prompted significant interest in HDPs. Bein and coworkers created the first double perovskite solar cell devices in 2017 after resolving the poor solubility of the precursors in DMSO at 75 °C and spin coating thin films.¹⁸⁶ They underlined that obtaining a pure $Cs_2AgBiBr_6$ double perovskite phase requires the use of a high annealing temperature (250 °C). Additionally, they created the first $Cs_2AgBiBr_6$ solar cell device with the conventional mesoporous structure and attained a PCE of 2.43%.¹⁸⁶ These $Cs_2AgBiBr_6$ -based devices impressively demonstrated exceptional stability under continuous illumination for 100 min or ambient settings for at least 25 days. Using $Cs_2AgBiBr_6$ single crystals as the precursor solution, we simultaneously produced a highly uniform and high-quality $Cs_2AgBiBr_6$ thin film made of single-layer nanocrystals. With the structure ITO/TiO₂/ $Cs_2AgBiBr_6$ (205 nm)/spiro-OMeTAD/Au, we further demonstrated the first planar $Cs_2AgBiBr_6$ solar cells. With a V_{OC} of 1.06, J_{SC} of 1.55 mA cm^{-2} and FF of 74%, the champion device exhibited a PCE of 1.22%.¹⁸⁷ This planar device structure showed little hysteresis.

Thus far, a variety of deposition techniques has been used to explore the mechanisms that affect the PV performance of



Cs₂AgBiBr₆ solar cells. Controlling the crystallinity, shape, orientation, thickness, phase purity, *etc.* of the film, which may affect the PCE of solar cell devices, is the driving force for the use of various manufacturing procedures.¹⁸⁸ Low-pressure-aided solution processing was used by Xiao and colleagues to create planar solar cells with an optimum PCE of 1.44%.¹⁸⁹ Cs₂AgBiBr₆ thin films were successfully created by Liu and colleagues using a sequential vapor deposition method. The device displayed a PCE of 1.37%, V_{OC} of 1.12 V, J_{SC} of 1.79 mA cm⁻², and FF of 68%.¹⁹⁰ They also emphasized the need for extra BiBr₃ to produce stoichiometric Cs₂AgBiBr₆ double perovskite thin films. Yang and coworkers later verified this. The vapor-processed film displayed a deviating composition stoichiometry as a result of a greater loss of Br.¹⁹¹ After 350 h of ambient storage without encapsulation, the vapor-processed devices retained over 90% of their original PCEs. It was also utilized to create Cs₂AgBiBr₆ thin films with ultrasoft morphology, micro-sized grains, and high crystallinity. Antisolvent dropping is a common technique for the fabrication of Pb-based perovskite solar cells, resulting in V_{OC} = 1.01 V, J_{SC} = 3.19 mA cm⁻², and FF = 69.2%, and the resultant solar cells exhibited the optimum PCE of 2.23%.¹⁹²

Additionally, these devices retained 90% of their original PCEs after 10 days of storage and hardly exhibited any performance loss when annealed for 60 min at 100 °C. Employing a dye-sensitized ETL or HTL is an intriguing method to boost the J_{SC} of Cs₂AgBiBr₆ solar cells. For instance, a device based on C-Chl-sensitized mesoporous TiO₂ pushed the PCE to 3.11% by increasing the J_{SC} from 3.22 to 4.09 mA cm⁻².¹⁹³ Similarly, by sensitizing the TiO₂ ETL with D149 indoline and adding Ti₃C₂T_x MXene nanosheets to Cs₂AgBiBr₆, the J_{SC} of the final device reached up to 8.85 mA cm⁻². According to the external quantum efficiency (EQE) spectra, the dye increased the absorption of sunlight between 500 and 650 nm, which was the primary source of the enhanced photocurrent. Consequently, a very high PCE of 4.47% was attained.¹⁹⁴ Additionally, after 1000 h of storage in air (approximately 20% relative humidity) without encapsulation, the D149-Cs₂AgBiBr₆@Ti₃C₂T_x-based devices exhibited improved long-term stability with just 14% PCE loss. In Cs₂AgBiBr₆ devices, a photoactive dye called Zn-Chl was used as an HTL in addition to changing the ETL. The Zn-Chl-sensitized solar cell exhibited a PCE of 2.79% and J_{SC} of 3.83 mA cm⁻², which is 22–27% greater than the devices using traditional hole transport materials (HTMs), such as spiro-OmeTAD, P3HT, and PTAA.¹⁹⁵ Although this technique produced reasonably high J_{SC} and PCEs, the dyes rather than the Cs₂AgBiBr₆ absorber are responsible for the improvement.

An effective method to increase the inherent absorption capabilities of Cs₂AgBiBr₆ is element doping or alloying. A series of Cs₂AgSb_xBi_(1-x)Br₆ ($x = 0, 0.25, 0.50, \text{ and } 0.75$) thin films with progressively smaller bandgaps was produced by substituting SB³⁺ for Bi³⁺ in the structure. According to a study,¹⁹⁶ the solar cell made utilizing a Cs₂AgSb_{0.25}Bi_{0.75}Br₆ thin film exhibited a clear enhancement in PCE compared to the solar cell used as a reference with Cs₂AgBiBr₆. However, following SB³⁺ alloying, the J_{SC} was reduced rather than increased, as anticipated, which is presumably because of the

existence of big pinholes. An additional unique Cs₂AgSbBr₆ HDP could be created by completely substituting SB³⁺ for Bi³⁺. The Cs₂AgSbBr₆-based solar cells only produced a very low PCE of 0.01% with V_{OC} = 0.35 V, J_{SC} = 0.08 mA cm⁻², and FF = 35.9% (ref. 197) due to the presence of impurity phases, as stated previously. Recently, the bandgap of the Cs₂AgBiBr₆ film was considerably reduced from 2.18 to 1.64 eV using a new hydrogen atom interstitial doping. With record PCE values of 5.64% and 6.37% for forward and backward scans, respectively, the J_{SC} of the solar cell impressively increased drastically from 1.03 to 11.4 mA cm⁻².¹⁹⁸ Upon treatment under nitrogen at 20 °C with light illumination, and 85 °C without or with light illumination for 1440 h, the devices retained almost 95%, 91%, and 84% of their original PCE, respectively. This indicates that the hydrogenated Cs₂AgBiBr₆ solar cells displayed good stability. Recently, the mixed-valence HDP MA₂AuBr₆ was employed as an absorber instead of Cs₂AgBiBr₆, although the device exhibited a very low PCE of 0.007%.¹⁹⁹

In summary, lead-free halide double perovskite solar cells have emerged as a promising alternative to traditional Pb-based perovskites (Fig. 15), offering enhanced stability and reduced toxicity. The versatility in the choice of the B-site cations in HDPs opens up a plethora of possibilities for fine-tuning their properties, leading to a rich landscape of potential combinations and substitutional chemistry. The pioneering work on Cs₂AgBiBr₆ and subsequent innovations in deposition techniques, dye-sensitization, and elemental doping have paved the way for significant advancements in device efficiency and stability. However, although the achievements to date are commendable, as summarized in Table 7, the journey of HDPs is still in its initial stages. Thus, the exploration of new combinations, improved fabrication techniques, and deeper understanding of the underlying mechanisms will be crucial in realizing the full potential of HDPs in the field of photovoltaics. As research continues to evolve, HDPs stand poised to redefine the future of sustainable and efficient solar energy solutions.

Tandem solar cells

Photoactive layers having a low band gap cannot achieve large voltages compared to large band-gap materials, which can achieve high voltages. However, despite the high voltages achieved, the short circuit current of these materials is limited by their low energy photons, which leads to constraints in single junction solar cells (SJSCs). Accordingly, tandem solar cells can be used to overcome these constraints. This arrangement integrates two or more single-junction solar cells for better use of short-wavelength photons from the visible spectrum. When photons with a small wavelength are absorbed by the top cell (perovskite 1), which is made of a large bandgap semiconductor material, a photocurrent is produced. Wider-wavelength photons pass through the top cell and into the perovskite cell bottom cell, where they are effectively absorbed. In essence, the bottom cell may use photons that are sent through the top cell, reducing the heat loss in PV devices even further. By properly combining the separate cells in series and parallel, the produced photo-voltage and photo-current can be increased. Utilizing tandem PSCs, record efficiencies of 29%





Fig. 15 Device architecture and photovoltaic parameters of HDP-based solar cells.

have been achieved. A record PCE of 29.52% was reported by Oxford PV for perovskite silicon tandem solar cells, outperforming silicon solar cells by a wide margin.²⁰⁶ The monolithic

perovskite–silicon tandem solar cell, which was designed with sinusoidal nanotextures, is very important for the control of light in PV devices.²⁰⁷

Table 7 Recent development in halide double perovskite solar cells (HDPs)

Device configuration	Fabrication method	Significance/improvements	References
FTO/c-TiO ₂ /m-TiO ₂ /Cs ₂ AgBiBr ₆ /spi-ro-OMeTAD/Au	One-step spin coating	First double perovskite solar cell devices	200
ITO/c-TiO ₂ /Cs ₂ AgBiBr ₆ /spi-ro-OMeTAD/Au	One-step spin coating	Highly uniform and high-quality thin film	201
ITO/SnO ₂ /Cs ₂ AgBiBr ₆ /P3HT/Au	One-step spin coating and low-pressure-assisted method	Explored mechanisms affecting PV performance	202
FTO/c-TiO ₂ /Cs ₂ AgBiBr ₆ /P3HT/Au	Sequential vapor deposition	Produced stoichiometric Cs ₂ AgBiBr ₆ double perovskite thin films	190
ITO/c-TiO ₂ /Cs ₂ AgBiBr ₆ /spi-ro-OMeTAD/MoO ₃ /Au	Sequential vapor deposition	Produced planar Cs ₂ AgBiBr ₆ double perovskite thin films	191
ITO/c-TiO ₂ /Cs ₂ AgBiBr ₆ /spi-ro-OMeTAD/MoO ₃ /Au	One-step spin coating	Micro-sized grains and high crystallinity	191
ITO/Cu-NiO/Cs ₂ AgBiBr ₆ /C ₆₀ /BCP/Ag	One-step spin coating with antisolvent	Ultrasmooth morphology, micro-sized grains, high crystallinity	192
FTO/c-TiO ₂ /C-Chl m-TiO ₂ /Cs ₂ AgBiBr ₆ /spi-ro-OMeTAD/Ag	One-step spin coating	Smooth morphology and high crystallinity	193
FTO/c-TiO ₂ /m-TiO ₂ /D149/Cs ₂ AgBiBr ₆ -Ti ₃ C ₂ T _x /spi-ro-OMeTAD/Ag	One-step spin coating	Increased sunlight absorption between 500 and 650 nm	194
ITO/SnO ₂ /Cs ₂ AgBiBr ₆ /Zn-Chl/Ag	One-step spin coating	Zn-Chl-sensitized solar cell	195
FTO/c-TiO ₂ /m-TiO ₂ /Cs ₂ AgSb _{0.25} Bi _{0.75} Br ₆ /spi-ro-OMeTAD/Au	Dip coating	Substituting SB ³⁺ for Bi ³⁺ in the structure	196
FTO/c-TiO ₂ /Cs ₂ AgBiBr ₆ /spi-ro-OMeTAD/Au	One-step spin coating	Presence of large defects	197
FTO/c-TiO ₂ /m-TiO ₂ /Cs ₂ AgBiBr ₆ /PTB7/Au	One-step spin coating	Presence of impurity phases	203
FTO/c-TiO ₂ /Cs ₂ AgBiBr ₆ /PBDB-T/MoO _x /Ag	One-step spin coating with antisolvent		204
ITO/SnO ₂ /hydrogenated Cs ₂ AgBiBr ₆ /spi-ro-OMeTAD/Au	One-step spin coating with antisolvent	Reduced bandgap from 2.18 to 1.64 eV	205
FTO/m-TiO ₂ /MA ₂ AuBr ₆ /PTAA/Au	Reactive polyiodide melt	Used as an absorber in place of Cs ₂ AgBiBr ₆	199



The benefit of perovskite bandgap tuning is that it provides opportunities for use in tandem devices. The efficiency of two-bandgap tandem solar cells soared to a staggering 45%, surpassing their single-bandgap counterparts with a mere 33%. The theoretical bandgap diagram for tandem devices is shown in Fig. 16a.^{208,209} The combination of a 0.95 eV bottom cell and a 1.6 eV top cell yielded an incredible power conversion efficiency (PCE) of 45.8%, assuming the absolute absorption of sunlight. This can be achieved by changing the thickness of the light-absorbing layer. A regulated quantity of photons may be matched to the current of each device by adjusting the width of the broad bandgap front cell. As shown in Fig. 16b, the use of a large range of bandgap values was possible by current matching and combining two cells with bandgap values of 0.7–1.3 eV and 1.4–1.8 eV may provide a power conversion efficiency of 42%. The bandgap of all the Sn–Pb PSCs and Pb PSCs-based perovskite tandem solar cells (PTSCs) is around 1.2 and 1.8 eV, respectively.

The two-terminal (2-T) PTSC structure is schematically shown in Fig. 16c. 4-T PTSCs are mechanically arranged in series with 2-T PTSCs, which are merged monolithically by a recombination layer. For a series connection, the bottom and top cells should have identical polarity, which is described as either planer (n–i–p) or inverted (p–i–n) liable on the polarity. Given that PTSCs with p–i–n structures have received greater research attention, Sn–Pb PSCs with planer structures have a lower PCE than that with inverted structures (Fig. 16d). However, a larger power conversion efficiency and open circuit voltage in a planer structure are possible with Pb-based PSCs employing broad-bandgap cells (Fig. 16e). Researchers are examining Sn–Pb PSCs with a planar structure and Pb PSCs with

an inverted structure, both of which have inferior performance to create a high-efficiency tandem device. The Grätzel group used chemical vapor deposition to manage the grain uniformity in the case of Sn–Pb PSCs with an n–i–p structure to generate big, uniform films for high efficiency, while the Hayase group added a passivation layer between the metal oxide and SnI₂ to reduce the number of defects.^{210,211} In addition, p–i–n-structured PSCs have been investigated for use in tandem solar cells, and recently attained PCEs surpassing 26%.²¹²

Although the efficiency of PTSCs is much lower than the theoretical value, they may still be used for a variety of applications, including water splitting.²¹³ Water splitting is a procedure that uses incident photons on PTSCs to break down water into pure O₂ and H₂ and has lately gained greater attention as a subject in green hydrogen generation. Carbon-free methods such as thermoelectric, pyroelectric, triboelectric, and photoelectric power unlock the potential to produce hydrogen without pollution, paving the way for a sustainable future of limitless clean energy.²¹⁴

The PEC system has a straightforward design and low device cost. However, it requires an external bias voltage and has a lower solar-to-hydrogen (STH) efficiency than PV-EC devices, making H₂ production in PEC systems uneconomical.²¹⁵ In contrast, a PV-EC system that separates the catalyst and battery may use two established technologies. Specifically, 1.23 V is the energy variance between former and latter to split water; however, a greater voltage is often needed to overcome the activation energy barrier. H₂ is formed when a voltage higher than the activation energy is provided, and the quantity of hydrogen conversion is controlled by the current flow supplied by the PV component.

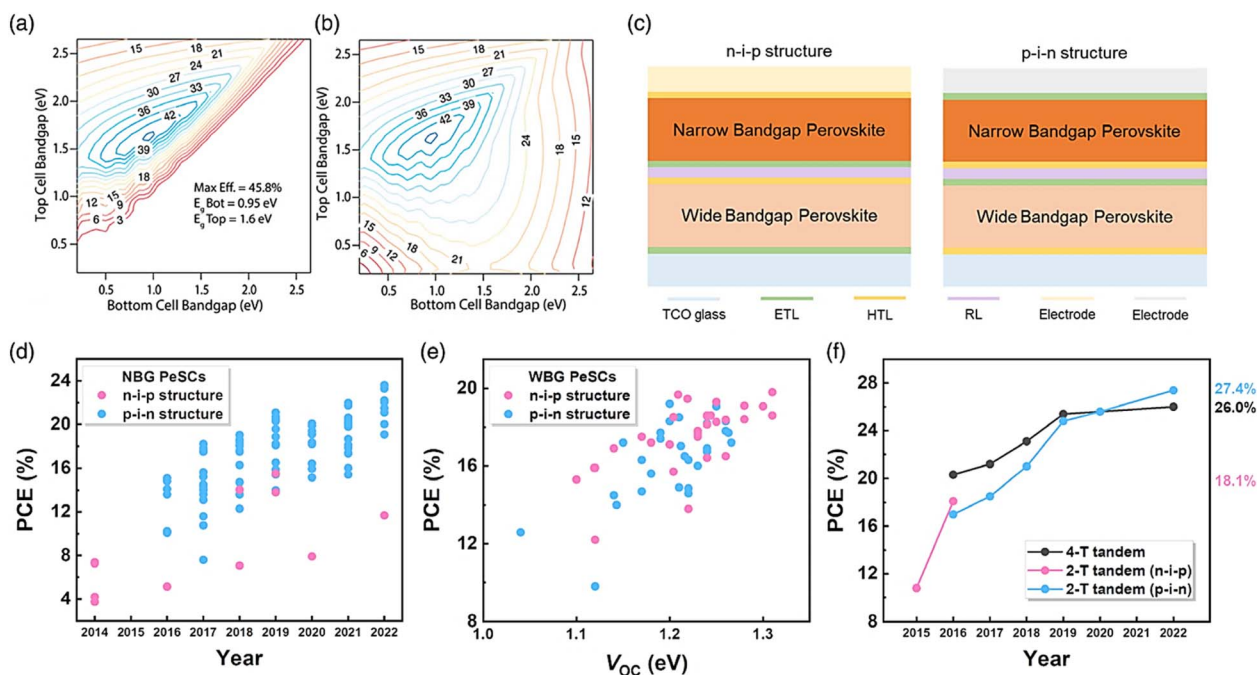


Fig. 16 (a) Maximum efficiency limits for a 2-T tandem solar cell and (b) panel. (c) Configuration of a 2-T PTSC. (d) Efficiency of narrow bandgap (NBG) Sn–Pb PSCs with a bandgap range of 1.17–1.3 eV. (e) Efficiency and V_{OC} graph of large bandgap (WBG) Pb-based PSCs with a bandgap range of 1.7–1.8 eV. (f) PCE for 2-T and 4-T PTSCs over time. (a and b) Ref. 212.



The Grätzel group demonstrated the first perovskite PV-EC. Two series-connected MAPbI₃ solar cells were used to split water; however, because of the poor J_{SC} , the STH efficiency was only 12.3%. They employed a silicon/perovskite tandem device rather than a series-connected device to boost the STH efficiency; consequently, the reduced J_{SC} loss permitted the STH efficiency of 18.7%.²¹⁶ According to theoretical estimates, silicon/perovskite tandem cells for water splitting can attain a solar-to-hydrogen efficiency of 25% and a leveled hydrogen cost of less than 3 \$ kg⁻¹.²¹⁷ With perovskite/silicon tandem solar cells, the STH efficiency has now reached 21.32%, causing us to assume that PTSCs have the potential to achieve STH efficiency levels higher than 20%. The best V_{OC} and J_{SC} of the obtained PTSCs are 2 V and 16 mA cm⁻², respectively, when the performance of Sn–Pb PSCs increases.²¹⁸ According to these V_{OC} and J_{SC} values, the STH efficiency of 19.68% can be attained, assuming that the voltage of the device is greater than the activation energy.²¹³ It is anticipated that further study on Sn–Pb PSCs and PTSCs will lead to additional advancements in the device performance and STH efficiency.

In conclusion, tandem solar cells, particularly those based on perovskite technologies, represent a significant leap in the field of photovoltaics, as shown in Fig. 17. By harnessing the unique properties of perovskites and their ability for bandgap tuning, tandem configurations have successfully addressed the inherent limitations in single-junction solar cells. The advancements in PTSCs, not only in achieving record efficiencies but also in their potential applications such as water splitting, underscore their transformative potential in the renewable energy sector. The integration of perovskites with other materials, such as silicon, further amplifies the potential of these cells to achieve even higher efficiencies and broader applications. Table 8 shows a concise overview of the latest advancements in the performance of PTSCs. As research continues to push the boundaries of the possibilities with tandem configurations, it is evident that the future of solar energy is bright, with PTSCs poised to play a pivotal role in driving sustainable and efficient energy solutions for the world.

Challenges in perovskite solar cells

Crystal structure

An ideal perovskite crystal structure typically exhibits a cubic configuration, composed of the ABX₃ material combination, where 'A' represents a larger monovalent cation, 'B' indicates a smaller divalent cation, and 'X' represents a monovalent anion. The stability of a perovskite structure can be predicted using Goldschmidt's tolerance factor, 't', which can be calculated as follows:

$$t = \frac{R_A + R_X}{\sqrt{2} \times (R_B + R_X)}$$

where R_A , R_B , and R_X are the ionic radii of the A, B, and X ions, respectively. The tolerance factor helps in assessing whether a particular combination of ions will form a stable perovskite structure. A stable perovskite crystal structure usually has a tolerance factor in the range of 0.7 to 1.0. Typically, a cubic

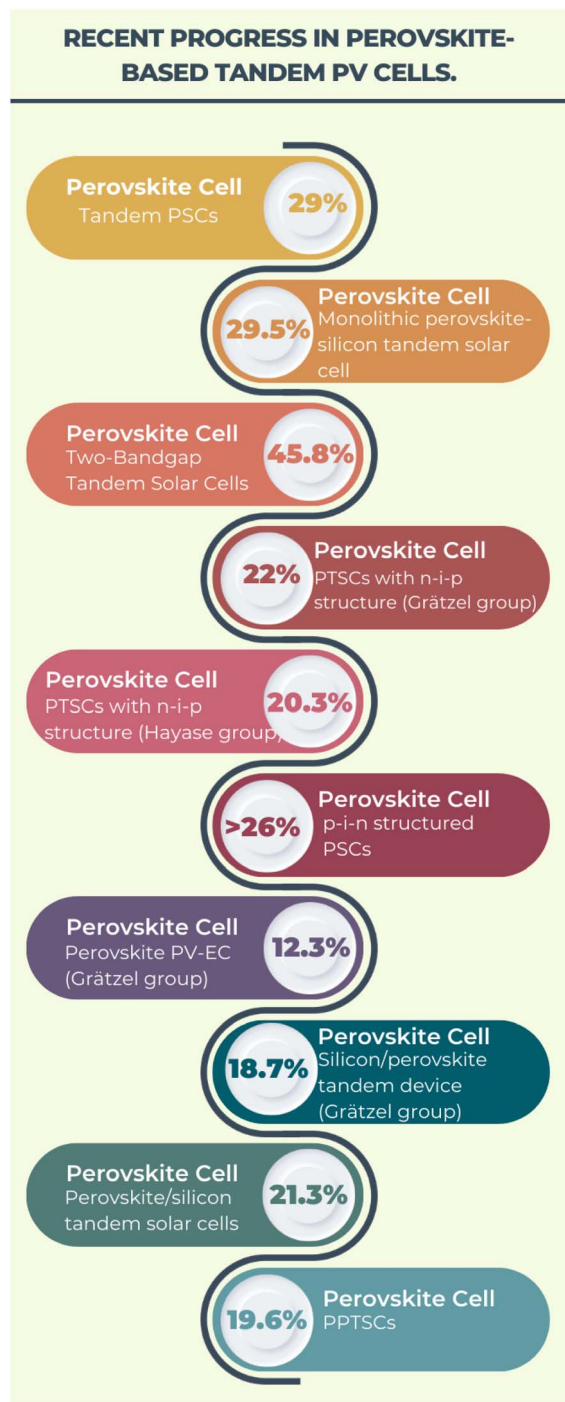


Fig. 17 Recent progress in perovskite-based tandem PV cells.

structure is observed when the factor is in the range of 0.9 and 1. In this range, the ionic sizes are suitable for forming a cubic lattice, where the BX₆ octahedra are undistorted, and the A-site cation fits snugly into the cuboctahedral void formed by the twelve X anions.^{231,232} Alternatively, tetragonal or hexagonal structures are formed when it exceeds 1. This usually indicates that the A-site cation is too large for the ideal cubic structure, leading to a distortion in the perovskite structure. Rhombohedral or orthorhombic structures are found in the range of 0.7



Table 8 A concise overview of the latest advancements in the performance of PTSCs

Structure	NBG E_g [eV]	NBG perovskite composition	WBG E_g [eV]	WBG perovskite composition	PCE [%]	Year	Ref.
4-T	1.24	$\text{FA}_{0.75}\text{Cs}_{0.25}\text{Sn}_{0.5}\text{Pb}_{0.5}\text{I}_3$	1.8	$\text{FA}_{0.83}\text{Cs}_{0.17}\text{Pb}(\text{I}_{0.5}\text{Br}_{0.5})_3$	20.3	2016	219
	1.25	$(\text{FASnI}_3)_{0.6}(\text{MAPbI}_3)_{0.4}$	1.58	$\text{FA}_{0.3}\text{MA}_{0.7}\text{PbI}_3$	21.2	2017	220
	1.25	$(\text{FASnI}_3)_{0.6}(\text{MAPbI}_3)_{0.4}$	1.75	$\text{FA}_{0.8}\text{Cs}_{0.2}\text{Pb}(\text{I}_{0.7}\text{Br}_{0.3})_3$	23.1	2018	221
	1.25	$(\text{FASnI}_3)_{0.6}(\text{MAPbI}_3)_{0.4}$	1.63	$\text{Cs}_{0.05}\text{FA}_{0.8}\text{MA}_{0.15}\text{Pb}_{1.255}\text{Br}_{0.45}$	25.4	2019	222
	1.26	$\text{FA}_{0.7}\text{MA}_{0.3}\text{Pb}_{0.5}\text{Sn}_{0.5}\text{I}_3$	1.59	$\text{FA}_{0.8}\text{Cs}_{0.2}\text{Pb}(\text{I}_{0.8}\text{Br}_{0.2})_3$	26.01	2022	223
2-T	1.55	MAPbBr_3	2.3	MAPbI_3	10.8	2015	224
(n-i-p)	1.55	$\text{FA}_{0.85}\text{Cs}_{0.15}\text{Pb}(\text{I}_{0.3}\text{Br}_{0.7})_3$	2	MAPbI_3	18.1	2016	225
2-T	1.24	$\text{FA}_{0.75}\text{Cs}_{0.25}\text{Sn}_{0.5}\text{Pb}_{0.5}\text{I}_3$	1.8	$\text{FA}_{0.83}\text{Cs}_{0.17}\text{Pb}(\text{I}_{0.5}\text{Br}_{0.5})_3$	17.0	2016	219
(p-i-n)	1.22	$\text{MAPb}_{0.5}\text{Sn}_{0.5}\text{I}_3$	1.82	$\text{MA}_{0.9}\text{CS}_{0.1}\text{Pb}(\text{I}_{0.6}\text{Br}_{0.4})_3$	18.4	2017	226
	1.25	$(\text{FASnI}_3)_{0.6}(\text{MAPbI}_3)_{0.4}$	1.75	$\text{FA}_{0.8}\text{Cs}_{0.2}\text{Pb}(\text{I}_{0.7}\text{Br}_{0.3})_3$	21.0	2018	227
	1.22	$\text{FA}_{0.7}\text{MA}_{0.3}\text{Pb}_{0.5}\text{Sn}_{0.5}\text{I}_3$	1.77	$\text{Cs}_{0.2}\text{FA}_{0.8}\text{PbI}_{1.8}\text{Br}_{1.2}$	24.8	2019	228
	1.22	$\text{FA}_{0.7}\text{MA}_{0.3}\text{Pb}_{0.5}\text{Sn}_{0.5}\text{I}_3$	1.77	$\text{Cs}_{0.2}\text{FA}_{0.8}\text{PbI}_{1.8}\text{Br}_{1.2}$	25.6	2020	229
	1.22	$\text{Cs}_{0.05}\text{FA}_{0.7}\text{MA}_{0.25}\text{Pb}_{0.5}\text{Sn}_{0.5}\text{I}_3$	1.79	$\text{Cs}_{0.2}\text{FA}_{0.8}\text{Pb}(\text{I}_{0.6}\text{Br}_{0.4})_3$	27.4	2022	230

and 0.9. The A-site cation is relatively small, potentially leading to tilting of the BX_6 octahedra. A tolerance factor below 0.7 usually indicates that the ionic radii are not conducive to forming a perovskite structure. The small size of the A-site cation compared to the B-site cation and X-site anion often prevents the formation of a stable perovskite lattice.

Accordingly, the tolerance factor of the cubic structure can be controlled, where altering the ionic radii of the A-site, B-site, or X-site ions by substituting them with different ions is a common method. For example, replacing a larger A-site ion with a smaller one (or *vice versa*) can lead to an increase or decrease in the tolerance factor. This substitution can be partial or complete, depending on the desired outcome.²³³

However, the perovskite crystals tend to have inherent defects, such as vacancies in lead (Pb) and iodine(I) ions, especially near the grain boundaries, which can compromise the stability and efficiency of PSCs. The presence of defects in perovskite crystals primarily affects their electronic properties by introducing trap states in their bandgap, which can capture charge carriers (electrons and holes), leading to non-radiative recombination. This process significantly reduces the efficiency of devices, given that it decreases the number of available charge carriers. Furthermore, defects can also aggravate ion migration, which not only contributes to hysteresis in the current-voltage characteristics of perovskite solar cells but also lead to long-term degradation of the material. This migration can alter the composition of the material over time, leading to phase instability and a decrease in device performance. Additionally, the presence of defects at the grain boundaries and interfaces can compromise the structural integrity of perovskite films, leading to mechanical weaknesses, which makes them more susceptible to environmental degradation factors such as moisture, oxygen, and heat. In solar cell applications, this degradation can manifest as a decline in power conversion efficiency and longevity of the device.²³⁴

To overcome the above-mentioned issues, doping with metal ions has been shown to be a successful approach.^{235,236} For instance, doping with monovalent metal cations such as lithium (Li^+), copper (Cu^+), and silver (Ag^+) has been shown to decrease the density of trap states, enhance the crystallinity of

the perovskite, and improve the quality of the film, leading to a better performance in PSCs.^{237–239} These improvements in the structural and electronic properties of the perovskite material directly contribute to the enhanced efficiency and stability of solar cells.

Additionally, doping with bivalent cations such as zinc (Zn^{2+}), manganese (Mn^{2+}), and cobalt (Co^{2+}) has also been employed to increase the stability of PSCs. Trivalent metal cations such as indium (In^{3+}), europium (Eu^{3+}), and aluminum (Al^{3+}) are frequently used to mitigate deep flaws, refine the film morphology, and boost both the efficiency and stability of PSCs.²³³ Notably, devices with Eu^{3+} doping have demonstrated remarkable endurance, maintaining 92% of their original PCE even after 1500 h of constant illumination. In a study at the University of Electronic Science and Technology in China, researchers have made substantial strides in enhancing the stability of perovskite solar cells (PSCs). By passivating grain boundary defects using a fluorinated oligomer derived from 4,4-bis(4-hydroxyphenyl) pentanoic acid (FO-19), they have significantly reduced the charge recombination, thus improving both the humidity and thermal stability of the cells. This approach led to an impressive PCE of 21.23% in MAPbI_3 -based PSCs.²³⁴ The coordination of the FO-19 carboxyl bond with Pb ions in the perovskite crystals effectively passivates defects, enhancing the overall stability of the perovskite film. This longevity is a significant step forward in the practical application of PSCs, making them more viable for long-term use in various settings.

Stability

Perovskite solar cells (PSCs), while offering high power conversion efficiencies (PCE) and lower manufacturing costs compared to silicon solar cells, exhibit substantial stability issues, hindering their path to commercialization. Various degradation mechanisms, unique to each solar cell type, need to be addressed, particularly for PSCs. Factors such as moisture, oxygen, elevated temperatures, and UV illumination significantly affect their performance, necessitating specialized encapsulation strategies for protection.²³²

The core stability issues in PSCs originate from the inherent phase instability of the perovskite crystal structure and the



design of the device itself. The key factors contributing to this instability include exposure to water (H₂O), oxygen (O₂), ultra-violet light, and heat.²⁴⁰ Methylammonium lead iodides, common components in PSCs, are particularly susceptible to hydrolysis when exposed to moisture. This process leads to material degradation, forming lead iodide (PbI₂) and other by-products, which dramatically reduce the cell efficiency. Oxygen exposure can lead to oxidative degradation, especially under photo-induced conditions, forming reactive oxygen species that attack the perovskite structure. Similarly, UV light can degrade the organic components in the perovskite, creating defects and trap states, which diminish the cell efficiency. Additionally, the thermal instability due to high temperatures can cause phase segregation, introduce crystalline defects, and alter the material composition, further impacting the performance of the cell.

Encapsulation strategies play a crucial role in enhancing the lifespan of PSCs by acting as barriers against oxygen and moisture.²⁴⁰ Recent advancements include implementing glass-to-glass encapsulation, applying hydrophobic coatings, and replacing the reactive metal electrodes with more stable materials such as carbon and transparent conducting oxides. These methods effectively shield the perovskite from environmental stressors. For example, electron beam-deposited SiO₂ layers in a glass cover have shown promising long-term stability. To further improve stability, researchers are exploring a variety of encapsulation materials, such as ethylene methyl acrylate, ethylene vinyl acetate, and polyisobutylene, with glass-polymer-glass structures proving particularly effective in preventing moisture ingress.

Addressing thermal instability is also crucial, given that the perovskite components can degrade at temperatures above 100 °C, forming more PbI₂ and organic salts.²⁴⁰ Innovations such as replacing TiO₂ with CdS as the electron transport layer and using carbon nanotubes wrapped with conductive polymers as the hole transport layer have shown potential in enhancing the thermal stability and improving the morphology of the device. However, even with these improvements, the maximum stable lifespan of PSCs under continuous light exposure typically reaches around 4000 h, with their efficiency declining as degradation progresses.

Photobleaching effects and the absence of encapsulation can cause further photo-instability, particularly in devices utilizing TiO₂ layers, which are sensitive to UV light.²⁴¹ In this case, implementing anti-UV coatings on the front glass and adding interlayers with high light transmission and electrical properties can significantly enhance the stability. These interlayers serve multiple functions, including suppressing charge recombination, modifying the perovskite surface, preventing moisture ingress, and blocking the diffusion of other materials.

Noteworthy research in this field includes the work by Henry J. Snaith's team,²⁴² who investigated inverted perovskite solar cells using a copper phthalocyanine (CuPc) hole transport layer. This study, notable for its insights into long-term stability, showed that these solar cells demonstrated remarkable endurance. The cells maintained efficiency after more than 5000 h of storage and 3700 h at elevated temperatures of 85 °C in a nitrogen environment. The utilization of CuPc as a hole

transport layer is particularly significant, highlighting the crucial role played by material selection in enhancing the performance and durability of perovskite solar cells. These findings not only underline the robustness of the devices but also their potential applicability in real-world settings, contributing valuable knowledge to the ongoing development of solar energy technologies. In another study, Zhou *et al.*²⁴³ explored the device configuration of ITO/HTL-Free/MAPbI₃/C₆₀/BCP/Ag. This perovskite solar cell demonstrated impressive stability, maintaining its performance after 1000 h of light soaking at the maximum power point (MPP) under continuous illumination, achieving the PCE of 16.9%. This configuration highlights the potential of HTL-free structures in achieving stable and efficient PSCs. Similarly, Xie *et al.*²⁴⁴ focused on FTO/NiMgLiOx/FAMAPbI₃/PCBM/Ti(Nb)Ox/Ag. The cell showed a notable PCE of 20.6% and maintained its stability for 500 h under continuous light soaking at MPP. The use of NiMgLiOx as an interlayer in this structure suggests its effectiveness in enhancing both the efficiency and stability.

Arora *et al.*²⁴⁵ focused on a device with FTO/meso-TiO₂/CsFAMAPbI₃-xBrx/CuSCN-rGO/Au. The solar cell experienced only a 5% drop in PCE over more than 1000 h at MPPT, achieving an efficiency of 20.2%. The inclusion of reduced graphene oxide (rGO) and copper thiocyanate (CuSCN) indicated their roles in prolonging the operational life of the cell. In another study, Jung *et al.*²⁴⁶ studied FTO/c-TiO₂/m-TiO₂/(FAPbI₃)_{0.95}(MAPbBr₃)_{0.05}/WOx/spiro/Au. This cell demonstrated a 5% drop in PCE for over 1300 h at MPPT, with an ambient temperature of 25 °C and PCE of 22.7%. The use of a mixed halide perovskite layer and WOx as a buffer layer indicated their effective contribution to stability. Similarly, Akin *et al.*²⁴⁷ studied the device configuration of FTO/Ru-doped SnO₂/perovskite/spiro-OMeTAD(Zn-TPP)/Au, which showed exceptional stability, with only a 3% decrease in efficiency over 2000 h, achieving a PCE of 21.8%. The use of Ru-doped SnO₂ and Zn-TPP incorporated in spiro-OMeTAD as a modified hole transport layer underscores the potential of doping and molecular engineering in enhancing the stability and efficiency of PSCs.

Further advancements in perovskite solar cell technology are evident in the development of perovskite/silicon tandem solar cells. Using an evaporation-solution combination technique, the research team led by Li *et al.*²⁴⁸ successfully fabricated a p-i-n type perovskite layer atop a fully textured silicon cell, achieving a PCE of 27.48%. Remarkably, these tandem cells demonstrated stability in nitrogen for over 10 000 h, showcasing a viable solution to overcome the efficiency and stability limitations commonly associated with single-junction perovskite cells. Table 9 shows the impact of various PSC device configurations on the stability and PCE.

However, despite these advancements, the overall lifetime of PSCs, which decreases significantly at a standard degradation rate of 25%, remains considerably shorter than that of crystalline silicon solar cells.²⁵⁶ Silicon solar cells have benefited from over five decades of research and development, leading to highly stable, efficient, and commercially viable solar technologies with lifespans nearing 30 years. Nevertheless, the rapid progress of perovskite solar cells within just a decade of



Table 9 Impact of various PSC device configuration on stability and PCE

S#	Device configuration	Stability	PCE (%)	References
1	ITO/HTL-free/MAPbI ₃ /C60/BCP/Ag	After 1000 h, 93% PCE was retained	16.9	243
2	FTO/NiMgLiO _x /FAMAPbI ₃ /PCBM/Ti(Nb)Ox/Ag	After 500 h in ambient conditions, the encapsulated device efficiency dropped by 15% After 500 h of thermal stress at 85 °C in the dark, the PCE drop was less than 10%	20.6	244
3	FTO/meso-TiO ₂ /CsFAMAPbI _{3-x} Br _x /CuSCN-rGO/Au	After 1000 h at 60 °C PCE drop of 5%	20.2	245
4	FTO/c-TiO ₂ /m-TiO ₂ /(FAPbI ₃) _{0.95} (MAPbBr ₃) _{0.05} /WBH/P3HT/Au	After more than 1370 h at 25 °C, 5% PCE drop	22.7	246
5	FTO/Ru-doped SnO ₂ /perovskite/spiro-OMeTAD(Zn-TFSI ₂)/Au	After more than 2000 h under ambient conditions, a drop of 3% PCE	21.8	247
6	FTO/TiO ₂ (Na-TFSI)/(FAPbI ₃) _{0.95} (MAPbBr ₃) _{0.05} /spiro-OMeTAD(Na-TFSI)/Au	After 500 h at 45 °C, a drop of less than 20% in performance	22.4	249
7	ITO/NiO _x /MAPbI ₃ /ZnO/Al	After 60 days in air at room temperature, maintained 90% of its original efficiency	16.1	250
8	ITO/SnO ₂ /MAPbI ₃ /PTAA/Ag	Under continuous annealing at 85 °C in N ₂ , maintained more than 85% efficiency	20.2	251
9	ITO/SnO ₂ /FA _{0.95} Cs _{0.05} PbI ₃ /spiro-OMeTAD/Au	After 2880 h in an ambient atmosphere, decrease of 8% in PCE After 120 h of irradiation at 100 mW cm ⁻² , decrease of 14%	21.6	252
10	FTO/compact-TiO ₂ /CdS//MAPbI ₃ /spiro-OMeTAD/Au	After 12 h of full sunlight illumination, retained 80% of its efficiency	9.9	253
11	ITO/P3CTN/(FAPbI ₃) _{0.95} (MAPbBr ₃) _{0.05} /TMTABL/PCBM/C60/TPBi/Cu	After 1000 h of continuous illumination at 60 °C, maintained 80% efficiency	19.2	254
12	FTO/mp-TiO ₂ /CdS:Cd(SCN ₂ H ₄) ₂ Cl ₂ /CH ₃ NH ₃ PbI ₃ /spiro-OMeTAD/Au	After 240 h, retained 86.2% PCE	20.1	255
13	FA _{0.83} Cs _{0.17} PbI ₃ /CuPc-HTL	After over 5000 h in storage and 3700 h under 85 °C in an N ₂ environment, retained more than 80%	13.9	242

research, achieving high PCEs, fuels optimism that ongoing research and technological advancements will eventually address the stability issues plaguing perovskite cells, paving the way for their wider adoption in sustainable energy applications.

Perovskite fabrication

The fabrication of PSCs presents several challenges that are pivotal to their performance and commercial viability. One of the primary challenges is achieving uniform film formation. Perovskites are typically deposited as thin films, and inconsistencies during this process can lead to defects, such as pinholes and non-uniform crystal sizes, which significantly impact the efficiency and stability of the cells. Another hurdle is controlling the crystallization process. The crystallization rate and conditions determine the quality of the perovskite layer, with factors such as temperature, solvent choice, and deposition technique playing crucial roles. Too fast crystallization can lead to poor crystal formation, while too slow may result in large grains that affect the charge transport. Additionally, the sensitivity of perovskites to environmental factors such as moisture and oxygen during fabrication necessitates controlled atmospheric conditions, adding complexity and cost to the manufacturing process. This sensitivity also extends to the instability of perovskite materials under operational conditions, particularly for lead-based perovskites, which raises concerns about their long-term durability and environmental impact.²⁵⁷

The synthesis of hybrid organic-inorganic metal halide perovskite crystals, although based on stoichiometric reactions, involves a complex interplay among various process parameters that critically influence the quality of perovskite thin films. Research in this field has predominantly focused on refining these parameters such as the ratio of the precursors in solution, processing temperatures, and various fabrication techniques to optimize the formation of the perovskite layer. The quality of the perovskite film is paramount in determining the performance of PSCs, given that it directly impacts crucial factors such as the light absorption efficiency, charge recombination rates, and carrier diffusion lengths. Consequently, enhancing the quality of the perovskite film is a key strategy in improving the overall performance of PSCs.

In the development of high-quality perovskite films, several synthesis factors must be meticulously controlled. These include the temperature at which the process is conducted, the concentration of solutions, the choice of precursors and solvents, the use of surfactants, the ambient atmosphere during synthesis, the duration of the process, and the rates of flow and distribution of materials. Each of these factors can significantly affect the properties of the resultant perovskite films. Additionally, managing the growth of perovskites on various substrates is essential to produce films with desirable characteristics such as large grain size, high levels of crystallinity, and smooth surface morphology. In this context, the deposition



method plays a crucial role, given that it directly influences the structural morphology of the perovskite layer. Techniques such as one-step deposition, two-step spin coating, two-source vapor deposition, sequential vapor deposition, and vapor-assisted solution deposition represent some of the diverse approaches utilized in the fabrication of perovskite thin films. Each of these deposition methods offers unique advantages and challenges, and the choice of method can be pivotal in achieving the desired film characteristics.

The majority of MAPbI₃ films reported to date have been prepared using a two-step deposition technique, where the composition and concentration of the precursor solution are critical in the solution processing technique. The electronic structure of MAPbI₃ exhibits a high degree of stoichiometric flexibility and surface defect tolerance during fabrication, making it relatively stable against a variety of compositional fluctuations. However, the optimal ratio of MAI to PbI₂ in the precursor solution for enhancing the perovskite performance remains a subject of debate. Various mechanisms have been suggested to explain the notable improvements in perovskite materials. The precursor concentration plays a vital role in dictating the crystallinity, morphology, and colloidal nature of halide perovskites. Colloidal particles in the precursor act as nucleation points, influencing the quality of the resultant perovskite films. Researchers such as Hong, Xie, and Tian have experimented with MAPbI₃ films under different conditions, adjusting the MAI and PbI₂ ratios to either I-rich or Pb-rich environments. Their findings indicated that solvent engineering and stoichiometry modifications can significantly impact the efficiency, photo-stability, surface morphology, and coverage of MAPbI₃ films.²⁵⁸

Additionally, introducing excess MAI in the precursor solution, particularly when combined with a Lewis acid-base adduct deposition technique, has been shown to effectively reduce the non-radiative recombination at the grain boundaries of the films.²⁵⁹ Chen *et al.*^{260,261} observed that the release of organic species during annealing enabled the presence of PbI₂ phases at the perovskite grain boundaries, potentially enhancing the carrier behavior and stability. They also noted that DMF is an effective solvent for PbI₂ and MAI, capable of controlling the crystallization speed and aiding the formation of compact perovskite films. Wiegand *et al.*²⁶² highlighted that higher concentrations of precursors lead to the formation of larger, more oriented grains in MAPbI₃ films. Additionally, the research by Park BW and others²⁶³ demonstrated the significance of excess lead iodide in the perovskite precursor solution for achieving over 20% power conversion efficiency, primarily by reducing the number of halide vacancies. These studies collectively contribute to a deeper understanding of the fabrication of perovskite solar cells, offering insights into how various factors influence the overall performance and efficiency of these promising photovoltaic materials.

Hasan *et al.* conducted a detailed investigation into the diffusion and crystallization of perovskite materials, particularly focusing on the interplay between PbI₂ and MAI in the perovskite structure. Utilizing a synchrotron source-based XRD instrument, they examined the perovskite material at varying

incidence angles and for different molar ratios of PbI₂ to MAI. Their findings revealed that a 1 : 1 ratio of PbI₂ to MAI facilitated the most effective interdiffusion of these components, leading to a fully converted perovskite material. This complete conversion was crucial for enhancing the chemical bonding and stability in the perovskite structure. Their XRD analysis demonstrated clear differences in the crystallization patterns of the perovskite films across various molar ratios and angles of incidence, offering valuable insights into the optimal conditions for achieving high-quality perovskite layers.^{264–266} In another significant study, Bahtiar *et al.*²⁶⁷ explored the fabrication of a perovskite solar cell (PSC) with the structure of FTO/PEDOT:PSS/CH₃NH₃PbI₃ using a sequential deposition method. Their approach involved a meticulous two-step perovskite deposition process, which greatly influenced the performance and structural properties of the PSCs. Initially, a PbI₂ precursor solution was prepared by dissolving 900 mg of PbI₂ in 2 mL of DMF, followed by continuous stirring at 70 °C for 24 h. Subsequently, this solution was spin-coated over a PEDOT:PSS layer under varying conditions of rpm, annealing temperature, and time. Subsequently, an MAI precursor solution was prepared using 90 mg of MAI in 2 mL of IPA and spin-coated atop the PbI₂ layer. This method, particularly the single-step spin coating, was found to enhance the surface morphology of PEDOT:PSS, reduce the number of pinholes, and consequently increase the power conversion efficiency. This study highlighted that specific conditions, such as a spin-coating rpm of 1000 for 20 s, annealing temperatures of 40 °C and 100 °C, and annealing times of 180 and 300 s, resulted in perovskite films with improved structural properties, including a pinhole-free surface and larger grain sizes exceeding 500 nm.

Minhuan Wang and colleagues conducted an insightful study comparing the one-step and two-step deposition methods for fabricating CH₃NH₃PbI₃-based perovskite solar cells. Their research focused on analyzing how these methods influence the performance and structural integrity of the perovskite layer. In the one-step process, they prepared a perovskite precursor solution by combining PbI₂ and MAI in a DMF + DMSO solution with a 1 : 4 volume ratio. Subsequently, this solution was directly spin-coated on a substrate at 3000 rpm for 50 s. In contrast, the two-step method involved first spin-coating PbI₂ at 5000 rpm for 5 s, followed by applying the MAI solution at 500 rpm for 30 s, and then annealing the substrate at 150 °C for 20 min.^{268,269} Their X-ray diffraction (XRD) analysis revealed that the films fabricated using the two-step method exhibited distinct and pure perovskite peaks, indicating better crystallinity and phase purity compared to the one-step method, where the XRD peaks were less defined with evidence of degraded I₂. Additionally, scanning electron microscopy (SEM) images corroborated that the two-step method resulted in superior structural properties in the perovskite layer. The two-step fabricated films showed no pinholes and dense coverage, which are crucial for minimizing the leakage current, and thus enhancing the power conversion efficiency (PCE) of the perovskite solar cells.

In the study by Liu *et al.* on perovskite solar cells with the device architecture of ITO/ZnO/CH₃NH₃PbI₃/P₃HT/Ag, they



further delved on the impact of the perovskite layer thickness on PSC performance. They employed two-step spin coating and thermal deposition methods to fabricate the perovskite layer with a thicknesses in the range of 100 to 600 nm. Their findings indicated that the PCE increased with a layer thickness of up to 330 nm, beyond which an increase in thickness led to a decrease in efficiency. The optimal thickness of 330 nm yielded efficiencies of 1.3% for thermal deposition and 1.8% for sequential deposition.²⁶³ Notably, for thicker $\text{CH}_3\text{NH}_3\text{PbI}_3$ films, the deposition of the P_3HT polymer hole transport material faced challenges in adequately penetrating the perovskite layer, potentially leading to increased series resistance and decreased PCE.

These studies, together with numerous other reports on varying the precursor concentrations using different fabrication methods, highlight the critical importance of the deposition techniques and layer thickness in optimizing the performance of perovskite solar cells. The meticulous control of these factors is essential for enhancing the efficiency, stability, and overall viability of perovskite-based photovoltaic technologies. Table 10 presents the most common perovskite film fabrication techniques.

Band gap alignment & band offsets

Developing efficient electron and hole transport layers (ETLs and HTLs) with compatible energy levels is essential for creating high-efficiency and stable PSCs. The electrical and optical properties of perovskites are significantly influenced by their band structure, which is determined by the quantum mechanical wave functions permissible in the crystal. The bandgap of the materials used in PSCs is particularly crucial for effective visible light absorption, reducing the capacitive effects at the

interfaces and maintaining the device stability. A notable aspect is the impact of the large bandgap of the ETL, which can restrict light absorption. Similarly, the matching of band structures in PSCs is a key factor in the rapid separation of electrons and holes, which aids in quickly dissipating capacitive charges and minimizing the hysteresis effect. The degree of conduction band alignment between the perovskite material and the ETL dictates the flow of electrons. Ideal alignment ensures smooth flow of charge carriers, while any offset can create barriers, hindering this flow. Similarly, the alignment of the valence bands between the perovskite and the HTL is crucial for efficient hole transport. Achieving high operational efficiency in PSCs requires the minimum conduction band offset (CBO) and maximum valence band offset (VBO) at the perovskite-ETL interface. This alignment allows for the efficient transfer of electrons from the perovskite to the ETL, while blocking holes. Conversely, the interface between the perovskite and HTL should aim for minimal VBO and maximal CBO, facilitating the movement of holes to the HTL and blocking electrons.²⁷⁵

When the conduction band (CB) of the perovskite layer is higher than the CB of the ETL (creating a cliff, or negative CBO), it can adversely affect the performance of the PSC by reducing the activation energy against recombination at the heterojunction and lowering the built-in potential (V_{bi}), which results in a decreased open-circuit voltage (V_{oc}). In contrast, if the CB of the perovskite is lower than the CB of the ETL (forming a spike, or positive CBO), it leads to an increased V_{bi} , enhancing the V_{oc} . However, excessively large spikes can impede the electron transport, increasing the charge recombination due to the reduced activation energy. Similarly, the alignment of valence bands affects the hole transport. If the valence band (VB) of the perovskite layer is below the VB of the HTL, it creates a cliff-like

Table 10 Perovskite film fabrication techniques

S#	Methods	Description	Advantages	Disadvantages	References
1	One-step deposition	The creation of perovskite involves applying a mixture of organic and inorganic elements to a base surface leading to the concurrent crystallization of perovskite	Economical and straightforward to execute, with rapid processing times. Ideal for mass production	The efficiency is hampered by standard film quality, and the requirement for a controlled...	270
2	Two-step spin coating deposition	A two-phase procedure is employed, where initially a solution with inorganic components is spin-coated, followed by the addition of an organic component	Offers enhanced control over the crystal formation process, leading to improved material quality	The process is time-consuming and sometimes results in residual PbI_2	271
3	Sequential vapour deposition	This method involves first forming a bi-layer film of inorganic and organic components, which then transforms into perovskite	Addresses the limitations of one-step deposition by offering a more uniform film formation	Energy-intensive due to the vacuum process, and its scalability is limited	272
4	Two-source vapour deposition	In this technique, organic and inorganic materials are simultaneously evaporated to form perovskite	Leads to higher efficiency due to improved film uniformity	Energy consumption is high, and the process requires precise control	273
5	Vapour-assisted solution deposition	This process combines spin-coating of inorganic components with subsequent vapor treatment to form perovskite	Utilizes the benefits of both vapor and solution-based methods for better film quality	The requirement for a vacuum process makes it energy-intensive	274



discontinuity (negative VBO), reducing the V_{bi} and impacting efficiency. If the VB of the perovskite is above the VB of the HTL, a spike (positive VBO) occurs, increasing the V_{bi} . Similar to the CBO, overly large spikes in the VBO can create barriers to hole transport.²⁷⁶

Band gap engineering is a crucial aspect in the advancement of highly efficient perovskite solar cells (PSCs). For instance, standard anatase TiO_2 , with a band gap of 3.2 eV, can only absorb about 5% of solar energy, which limits its effectiveness in solar cell applications. Thus, to enhance UV-visible light photocatalysis and broaden the absorption range, researchers have investigated doping TiO_2 with various metals (such as V, Fe, Cr, and Ni) and non-metals (such as S, F, C, N, and B). This doping not only improves the quality of the semiconductor material by expanding its absorption range but also increases the mobility of charge carriers.²⁷⁷ The charge separation and transportation in PSCs are significantly influenced by the energy band alignment and the built-in internal electrical field. Ming Wang *et al.*²⁷⁸ developed a perovskite solar cell with the configuration of ITO/PEDOT:PSS/MAPbI₃-XCIX/PCBM/Rhodamine/LiF/Ag to explore how band gap tuning in the perovskite layer leads to rapid hole extraction. They found that as the concentration of MAI increases, reducing the band gap of the material, the charge transportation is enhanced, thereby increasing the current density. With an MAI concentration of 4 mg mL⁻¹, the J_{sc} increased to 23.52 mA cm⁻², resulting in a high PCE of 16.67% in MAPbI₃-xClx-based PSCs.

Zhang *et al.*²⁷⁹ studied the effect of band gap tuning on the performance of perovskite solar cells by incorporating Sb in the $\text{CH}_3\text{NH}_3\text{PbI}_3$ material. This adjustment regulated the band gap from 1.55 to 2.06 eV. A larger band gap was observed due to the

reduced Pb bonding caused by the stronger interaction of Sb with the $\text{CH}_3\text{NH}_3\text{PbI}_3$ material. The optimal Sb doping resulted in increased electron density in the conduction band and raised the quasi-Fermi energy level. Consequently, the built-in potential in the Sb-1%-doped cells increased, leading to a significant enhancement in V_{oc} and improved electron transport. The performance of the Sb-1%-doped solar cell outperformed the Sb-100%-doped cell, which is primarily because the J_{sc} in Sb-1% increased due to the longer charge diffusion length, ensuring efficient charge transport and collection. However, an increase in trap states in the Sb-100%-doped devices led to a degradation in J_{sc} . Prasanna *et al.*^{280,281} delved into the impact of the band gap tuning of perovskite materials for solar photovoltaic applications. They highlighted that tin and lead iodide perovskite semiconductors are prominent candidates in PSCs partly due to their adjustable band gaps through compositional modification. Lead iodide-based perovskites exhibit an increase in band gap with the partial replacement of formamidinium and cesium due to octahedral tilting. Conversely, tin-based perovskites show a reduction in band gap without octahedral tilting. The band gaps achieved through this compositional tuning are ideal for tandem-based perovskite solar cells, capable of harvesting light up to approximately 1040 nm in the solar spectrum. This study underscores that ideal perovskite solar cells require specific material properties, such as a direct and suitable band gap, a sharp band edge, a long charge carrier lifespan, a long diffusion length, and a low exciton binding energy. Thus, band gap engineering strategies are vital for optimizing the energy band structures, significantly impacting the light harvesting and PCE. Fig. 18 show the energy levels of the different materials used in PSCs.

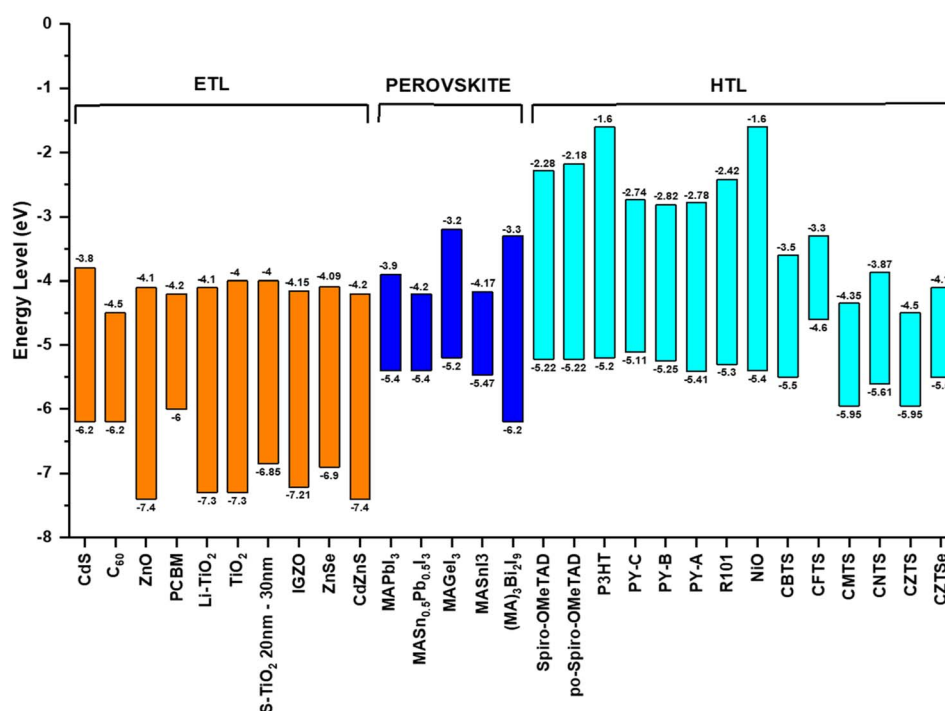


Fig. 18 Energy levels of different materials used in PSCs.



Future opportunities

A promising avenue is the development of flexible and lightweight PSCs. The inherent properties of perovskite materials make them suitable for incorporation in flexible substrates, paving the way for a new generation of lightweight, portable, and even wearable solar-powered devices. This flexibility can revolutionize the integration of solar cells into everyday objects and structures, ranging from clothing and portable chargers to building facades and vehicles.

Building-integrated photovoltaics (BIPV) represents a growing sector, where perovskite solar cells (PSCs) can offer substantial advancements. The integration of PSCs in building materials, such as windows, facades, and roofing, aligns with the increasing demand for sustainable and energy-efficient building designs.^{282–287} The unique advantage of PSCs in BIPV applications originates from their high power conversion efficiency, lightweight nature, and potential for aesthetic integration. Unlike traditional photovoltaic systems, PSCs can be fabricated with varying colors and transparency levels, making them more architecturally versatile for integration into building surfaces without compromising the design aesthetics.

Furthermore, the potential of semi-transparent PSCs allows for their use in windows and glass facades, where they can generate electricity, while allowing some natural light to pass through. This dual functionality is particularly valuable in urban settings, where space constraints limit the installation of conventional solar panels. The use of PSCs in BIPV also contributes to reducing the heat gain inside buildings, potentially lowering cooling costs and enhancing the overall energy efficiency. In addition, the ease of manufacturing and the possibility of creating flexible perovskite modules extend the range of architectural applications. They can be integrated in curved surfaces and unconventional building shapes, opening new avenues for innovative and sustainable architectural designs. The incorporation of PSCs in BIPV systems can significantly contribute to the generation of renewable energy at the point of use, reducing the reliance on grid-supplied power and carbon footprint of buildings.

However, challenges such as ensuring long-term stability, weather resistance, and scalability of PSCs are areas of ongoing research. Addressing these challenges is crucial for the successful implementation of PSCs in BIPV, which holds the promise of transforming buildings from passive structures into active energy producers, aligning with global goals for sustainable development and energy efficiency.

Conclusion and perspective

Perovskite solar cells (PSCs) have emerged as a promising contender in the field of photovoltaic technology, demonstrating rapid advancements in efficiency and adaptability. This review discussed these materials in-depth, highlighting their unique attributes and the challenges they present. The stability and efficiency of PSCs have been enhanced by techniques such as creating electron and hole transport layers, using interfacial layers, and considering tandem solar cells. In-depth research has

been done on lead-based, carbon-based, and tin-based PSCs, each of which has benefits and disadvantages. The investigation of tin- and carbon-based replacements has resulted from efforts to minimize or remove the lead concentration in PSCs. Additionally promising are polymer-based PSCs and lead-free halide double perovskite solar cells (HDPs). To promote the commercialization and broad acceptance of PSCs in industrial applications, future research should concentrate on improving the stability, scalability, and cost-effectiveness and creating lead-free perovskite materials and innovative ETLs. In the next years, PSCs are expected to make further strides and breakthroughs. Although significant development has been achieved, there are still several issues that need to be resolved before these solar cell technologies can reach their full potential.

Enhancing the stability and long-term performance of PSCs should be the main topic of future study. To ensure the viability and longevity of PSCs, efforts must be made to avoid moisture intrusion, enhance interfacial engineering, and create stable materials that can tolerate environmental variables. Additionally, lead-free alternatives should be further investigated, with an emphasis on creating effective and durable perovskite materials based on tin and carbon. The large-scale commercialization of PSCs necessitates the optimization of scalability and cost-effectiveness. PSCs will need to be more affordable to be more widely available, which will require streamlining manufacturing processes, improving deposition methods, and creating cost-effective materials. Device engineering and interface improvement will continue to be crucial in addition to material developments. Also, to improve the overall device performance, research should concentrate on creating new electron and hole transport layers, investigating alternate interfacial layers, and increasing charge extraction. The commercialization and broad acceptance of PSCs will be facilitated by the coordinated efforts of researchers, industry players, and policymakers. Gaining the full potential of PSCs in offering clean and sustainable energy solutions will be accelerated by continued investment in research and development, information exchange, and cooperation.

In conclusion, PSCs have enormous potential to revolutionize the solar energy conversion industry. Perovskite materials have several outstanding characteristics, and current research and development efforts are opening the door to extremely effective, inexpensive, and environmentally friendly solar cells. PSCs have the potential to change the clean energy landscape and contribute to a sustainable and environmentally friendly future with continuing improvements in stability, scalability, cost-effectiveness, and lead-free substitutes.

Conflicts of interest

The authors declare that they have no competing interest with any party.

References

- 1 I. Celik, A. B. Phillips, Z. Song, Y. Yan, R. J. Ellingson, M. J. Heben and D. Apul, Environmental analysis of



- perovskites and other relevant solar cell technologies in a tandem configuration, *Energy Environ. Sci.*, 2017, **10**, 1874–1884, DOI: [10.1039/C7EE01650F](https://doi.org/10.1039/C7EE01650F).
- 2 C. Ionescu, T. Baracu, G. E. Vlad, H. Necula and A. Badea, The historical evolution of the energy efficient buildings, *Renewable Sustainable Energy Rev.*, 2015, **49**, 243–253, DOI: [10.1016/j.rser.2015.04.062](https://doi.org/10.1016/j.rser.2015.04.062).
- 3 G. J. Hedley, A. Ruseckas and I. D. W. Samuel, Light harvesting for organic photovoltaics, *Chem. Rev.*, 2017, **117**, 796–837, DOI: [10.1021/ACS.CHEMREV.6B00215/ASSET/IMAGES/LARGE/CR-2016-00215G_0039.JPEG](https://doi.org/10.1021/ACS.CHEMREV.6B00215/ASSET/IMAGES/LARGE/CR-2016-00215G_0039.JPEG).
- 4 J. Ramanujam and U. P. Singh, Copper indium gallium selenide based solar cells – a review, *Energy Environ. Sci.*, 2017, **10**, 1306–1319, DOI: [10.1039/C7EE00826K](https://doi.org/10.1039/C7EE00826K).
- 5 T. Feurer, P. Reinhard, E. Avancini, B. Bissig, J. Löckinger, P. Fuchs, R. Carron, T. P. Weiss, J. Perrenoud, S. Stutterheim, S. Buecheler and A. N. Tiwari, Progress in thin film CIGS photovoltaics – Research and development, manufacturing, and applications, *Prog. Photovolt.: Res. Appl.*, 2017, **25**, 645–667, DOI: [10.1002/PIP.2811](https://doi.org/10.1002/PIP.2811).
- 6 K. T. Cho, S. Paek, G. Grancini, C. Roldán-Carmona, P. Gao, Y. Lee and M. K. Nazeeruddin, Highly efficient perovskite solar cells with a compositionally engineered perovskite/ hole transporting material interface, *Energy Environ. Sci.*, 2017, **10**, 621–627, DOI: [10.1039/C6EE03182J](https://doi.org/10.1039/C6EE03182J).
- 7 P. Gao, M. Grätzel, M. K. Nazeeruddin, A. J. Nozik, G. Conibeer and M. C. Beard, *Advanced Concepts in Photovoltaics*, 2014, vol. 11, pp. 186–241, DOI: [10.1039/9781849739955](https://doi.org/10.1039/9781849739955).
- 8 M. He, D. Zheng, M. Wang, C. Lin and Z. Lin, High efficiency perovskite solar cells: from complex nanostructure to planar heterojunction, *J. Mater. Chem. A*, 2014, **2**, 5994–6003, DOI: [10.1039/C3TA14160H](https://doi.org/10.1039/C3TA14160H).
- 9 N. Ali, R. Ahmed, J. T. Luo, M. Wang, A. Kalam, A. G. Al-Sehemi and Y. Q. Fu, Advances in nanostructured homojunction solar cells and photovoltaic materials, *Mater. Sci. Semicond. Process.*, 2020, **107**, 104810, DOI: [10.1016/j.mssp.2019.104810](https://doi.org/10.1016/j.mssp.2019.104810).
- 10 C. A. Ubani, M. A. Ibrahim and M. A. M. Teridi, Moving into the domain of perovskite sensitized solar cell, *Renewable Sustainable Energy Rev.*, 2017, **72**, 907–915, DOI: [10.1016/j.rser.2017.01.025](https://doi.org/10.1016/j.rser.2017.01.025).
- 11 A. Kojima, K. Teshima, Y. Shirai and T. Miyasaka, Organometal halide perovskites as visible-light sensitizers for photovoltaic cells, *J. Am. Chem. Soc.*, 2009, **131**, 6050–6051, DOI: [10.1021/JA809598R/SUPPL_FILE/JA809598R_SI_001.PDF](https://doi.org/10.1021/JA809598R/SUPPL_FILE/JA809598R_SI_001.PDF).
- 12 Q. Dong, Y. Fang, Y. Shao, P. Mulligan, J. Qiu, L. Cao and J. Huang, Electron-hole diffusion lengths > 175 μm in solution-grown $\text{CH}_3\text{NH}_3\text{PbI}_3$ single crystals, *Science*, 2015, **347**, 967–970, DOI: [10.1126/SCIENCE.AAA5760/SUPPL_FILE/PAPV2.PDF](https://doi.org/10.1126/SCIENCE.AAA5760/SUPPL_FILE/PAPV2.PDF).
- 13 J. Cheng, I. Choi, W. Kim, H. Li, B. Koo and M. J. Ko, Wide-Band-Gap (2.0 eV) Perovskite Solar Cells with a VOC of 1.325 V Fabricated by a Green-Solvent Strategy, *ACS Appl. Mater. Interfaces*, 2023, **15**, 23077–23084, DOI: [10.1021/ACSAMI.3C00895](https://doi.org/10.1021/ACSAMI.3C00895).
- 14 R. Yadav, G. Banappanavar and M. Aslam, Band-gap-engineered mixed-halide perovskite films through vacuum-based deposition approach, *Nanomater. Energy*, 2023, **12**, 1–11, DOI: [10.1680/JNAEN.23.00003](https://doi.org/10.1680/JNAEN.23.00003).
- 15 V. Bhojak, P. K. Jain, D. Bhatia, S. K. Dargar, M. Jasinski, R. Gono and Z. Leonowicz, Numerical Investigation of Power Conversion Efficiency of Sustainable Perovskite Solar Cells, *Electronics*, 2023, **12**, 1762, DOI: [10.3390/ELECTRONICS12081762](https://doi.org/10.3390/ELECTRONICS12081762).
- 16 Z. Chen, X. Li and X. Guo, Enhanced absorption in perovskite solar cells by incorporating gold triangle nanostructures, *Appl. Opt.*, 2023, **62**, 5064, DOI: [10.1364/AO.492124](https://doi.org/10.1364/AO.492124).
- 17 X. Bai, H. Tang, Q. Yang, Y. Wang and A. M. Shokri, Achieving high-efficiency perovskite-based solar cells through engineering hole-transport layer, *Mater. Chem. Phys.*, 2023, **304**, 127829, DOI: [10.1016/J.MATCHEMPHYS.2023.127829](https://doi.org/10.1016/J.MATCHEMPHYS.2023.127829).
- 18 Q. Cai, Y. Yao, Y. Lu, M. Wang, Y. Zhang, D. Song, Z. Xu, X. Li and D. Wei, Stable perovskite solar cells with 22% efficiency enabled by inhibiting migration/loss of iodide ions, *Phys. Chem. Chem. Phys.*, 2023, **25**, 6955–6962, DOI: [10.1039/D2CP04422F](https://doi.org/10.1039/D2CP04422F).
- 19 M. Mashrafi, M. H. K. Anik, M. F. Israt, A. Habib and S. Islam, Modeling the path to >30% power conversion efficiency in perovskite solar cells with plasmonic nanoparticles, *RSC Adv.*, 2023, **13**, 19447–19454, DOI: [10.1039/D3RA02589F](https://doi.org/10.1039/D3RA02589F).
- 20 S. M. H. Qaid, M. S. Al Sobaie, M. A. Majeed Khan, I. M. Bedja, F. H. Alharbi, M. K. Nazeeruddin and A. S. Aldwayyan, Band-gap tuning of lead halide perovskite using a single step spin-coating deposition process, *Mater. Lett.*, 2016, **164**, 498–501, DOI: [10.1016/J.MATLET.2015.10.135](https://doi.org/10.1016/J.MATLET.2015.10.135).
- 21 M. A. Green, E. D. Dunlop, D. H. Levi, J. Hohl-Ebinger, M. Yoshita and A. W. Y. Ho-Baillie, Solar cell efficiency tables (version 54), *Prog. Photovolt.: Res. Appl.*, 2019, **27**, 565–575, DOI: [10.1002/PIP.3171](https://doi.org/10.1002/PIP.3171).
- 22 X. Xu and X. Wang, Perovskite Nano-Heterojunctions: Synthesis, Structures, Properties, Challenges, and Prospects, *Small Struct.*, 2020, **1**, 2000009, DOI: [10.1002/SSTR.202000009](https://doi.org/10.1002/SSTR.202000009).
- 23 A. M. Ulatowski, A. D. Wright, B. Wenger, L. R. V. Buizza, S. G. Motti, H. J. Eggimann, K. J. Savill, J. Borchert, H. J. Snaith, M. B. Johnston and L. M. Herz, Charge-Carrier Trapping Dynamics in Bismuth-Doped Thin Films of MAPbBr_3 Perovskite, *J. Phys. Chem. Lett.*, 2020, **11**, 3681–3688, DOI: [10.1021/ACS.JPCLETT.0C01048/SUPPL_FILE/JZC01048_SI_001.PDF](https://doi.org/10.1021/ACS.JPCLETT.0C01048/SUPPL_FILE/JZC01048_SI_001.PDF).
- 24 S. J. Lee, S. S. Shin, Y. C. Kim, D. Kim, T. K. Ahn, J. H. Noh, J. Seo and S. Il Seok, Fabrication of Efficient Formamidinium Tin Iodide Perovskite Solar Cells through SnF_2 -Pyrazine Complex, *J. Am. Chem. Soc.*, 2016, **138**, 3974–3977, DOI: [10.1021/JACS.6B00142/SUPPL_FILE/JA6B00142_SI_001.PDF](https://doi.org/10.1021/JACS.6B00142/SUPPL_FILE/JA6B00142_SI_001.PDF).
- 25 *Factors Affecting the Stability of Perovskite Solar Cells: A Comprehensive Review*, (n.d.), <https://doi.org/10.1039/D3RA02589F>.



www.spiedigitallibrary.org/journals/journal-of-photonics-for-energy/volume-9/issue-02/021001/Factors-affecting-the-stability-of-perovskite-solar-cells-a/10.1117/1.JPE.9.021001.full, (accessed January 15, 2024).

- 26 M. Bokdam, T. Sander, A. Stroppa, S. Picozzi, D. D. Sarma, C. Franchini and G. Kresse, Role of Polar Phonons in the Photo Excited State of Metal Halide Perovskites, *Sci. Rep.*, 2016, **6**, 1–8, DOI: [10.1038/srep28618](https://doi.org/10.1038/srep28618).
- 27 F. Hao, C. C. Stoumpos, D. H. Cao, R. P. H. Chang and M. G. Kanatzidis, Lead-free solid-state organic–inorganic halide perovskite solar cells, *Nat. Photonics*, 2014, **8**, 489–494, DOI: [10.1038/nphoton.2014.82](https://doi.org/10.1038/nphoton.2014.82).
- 28 Y. T. Huang, S. R. Kavanagh, D. O. Scanlon, A. Walsh and R. L. Z. Hoyer, Perovskite-inspired materials for photovoltaics and beyond—from design to devices, *Nanotechnology*, 2021, **32**, 132004, DOI: [10.1088/1361-6528/ABC6D](https://doi.org/10.1088/1361-6528/ABC6D).
- 29 L. Protesescu, S. Yakunin, M. I. Bodnarchuk, F. Krieg, R. Caputo, C. H. Hendon, R. X. Yang, A. Walsh and M. V. Kovalenko, Nanocrystals of Cesium Lead Halide Perovskites (CsPbX₃, X = Cl, Br, and I): Novel Optoelectronic Materials Showing Bright Emission with Wide Color Gamut, *Nano Lett.*, 2015, **15**, 3692–3696, DOI: [10.1021/NL5048779/SUPPL_FILE/NL5048779_SI_001.PDF](https://doi.org/10.1021/NL5048779/SUPPL_FILE/NL5048779_SI_001.PDF).
- 30 D. Liu, Z. Shao, C. Li, S. Pang, Y. Yan and G. Cui, Structural Properties and Stability of Inorganic CsPbI₃ Perovskites, *Small Struct.*, 2021, **2**, 2000089, DOI: [10.1002/SSTR.202000089](https://doi.org/10.1002/SSTR.202000089).
- 31 L. M. Herz, Charge-Carrier Mobilities in Metal Halide Perovskites: Fundamental Mechanisms and Limits, *ACS Energy Lett.*, 2017, **2**, 1539–1548, DOI: [10.1021/ACSENERGYLETT.7B00276/ASSET/IMAGES/LARGE/NZ-2017-00276E_0001.JPEG](https://doi.org/10.1021/ACSENERGYLETT.7B00276/ASSET/IMAGES/LARGE/NZ-2017-00276E_0001.JPEG).
- 32 S. Dastidar, S. Li, S. Y. Smolin, J. B. Baxter and A. T. Fafarman, Slow Electron-Hole Recombination in Lead Iodide Perovskites Does Not Require a Molecular Dipole, *ACS Energy Lett.*, 2017, **2**, 2239–2244, DOI: [10.1021/ACSENERGYLETT.7B00606/SUPPL_FILE/NZ7B00606_SI_001.PDF](https://doi.org/10.1021/ACSENERGYLETT.7B00606/SUPPL_FILE/NZ7B00606_SI_001.PDF).
- 33 Y. He, C. C. Stoumpos, I. Hadar, Z. Luo, K. M. McCall, Z. Liu, D. Y. Chung, B. W. Wessels and M. G. Kanatzidis, Demonstration of energy-resolved γ -ray detection at room temperature by the CsPbCl₃ perovskite semiconductor, *J. Am. Chem. Soc.*, 2021, **143**, 2068–2077, DOI: [10.1021/JACS.0C12254/SUPPL_FILE/JA0C12254_SI_001.PDF](https://doi.org/10.1021/JACS.0C12254/SUPPL_FILE/JA0C12254_SI_001.PDF).
- 34 M. Bokdam, T. Sander, A. Stroppa, S. Picozzi, D. D. Sarma, C. Franchini and G. Kresse, Role of Polar Phonons in the Photo Excited State of Metal Halide Perovskites, *Sci. Rep.*, 2016, **6**, 1–8, DOI: [10.1038/srep28618](https://doi.org/10.1038/srep28618).
- 35 Z. Chen, H. Zhang, F. Yao, C. Tao, G. Fang and G. Li, Room Temperature Formation of Semiconductor Grade α -FAPbI₃ Films for Efficient Perovskite Solar Cells, *Cell Rep. Phys. Sci.*, 2020, **1**, 100205, DOI: [10.1016/J.XCRP.2020.100205](https://doi.org/10.1016/J.XCRP.2020.100205).
- 36 Z. Xiao, W. Meng, J. Wang, D. B. Mitzi and Y. Yan, Searching for promising new perovskite-based photovoltaic absorbers: the importance of electronic dimensionality, *Mater. Horiz.*, 2017, **4**, 206–216, DOI: [10.1039/C6MH00519E](https://doi.org/10.1039/C6MH00519E).
- 37 Y. Yu, C. Wang, C. R. Grice, N. Shrestha, D. Zhao, W. Liao, L. Guan, R. A. Awni, W. Meng, A. J. Cimaroli, K. Zhu, R. J. Ellingson and Y. Yan, Synergistic Effects of Lead Thiocyanate Additive and Solvent Annealing on the Performance of Wide-Bandgap Perovskite Solar Cells, *ACS Energy Lett.*, 2017, **2**, 1177–1182, DOI: [10.1021/ACSENERGYLETT.7B00278/SUPPL_FILE/NZ7B00278_SI_001.PDF](https://doi.org/10.1021/ACSENERGYLETT.7B00278/SUPPL_FILE/NZ7B00278_SI_001.PDF).
- 38 D. H. Kim, J. Park, Z. Li, M. Yang, J. S. Park, I. J. Park, J. Y. Kim, J. J. Berry, G. Rumbles and K. Zhu, 300% Enhancement of Carrier Mobility in Uniaxial-Oriented Perovskite Films Formed by Topotactic-Oriented Attachment, *Adv. Mater.*, 2017, **29**, 1606831, DOI: [10.1002/ADMA.201606831](https://doi.org/10.1002/ADMA.201606831).
- 39 M. N. F. Hoque, N. Islam, Z. Li, G. Ren, K. Zhu and Z. Fan, Ionic and Optical Properties of Methylammonium Lead Iodide Perovskite across the Tetragonal–Cubic Structural Phase Transition, *ChemSusChem*, 2016, **9**, 2692–2698, DOI: [10.1002/CSSC.201600949](https://doi.org/10.1002/CSSC.201600949).
- 40 V. D'Innocenzo, A. R. Srimath Kandada, M. De Bastiani, M. Gandini and A. Petrozza, Tuning the light emission properties by band gap engineering in hybrid lead halide perovskite, *J. Am. Chem. Soc.*, 2014, **136**, 17730–17733, DOI: [10.1021/JA511198F/SUPPL_FILE/JA511198F_SI_001.PDF](https://doi.org/10.1021/JA511198F/SUPPL_FILE/JA511198F_SI_001.PDF).
- 41 D. Yang, Z. Yang, W. Qin, Y. Zhang, S. Liu and C. Li, Alternating precursor layer deposition for highly stable perovskite films towards efficient solar cells using vacuum deposition, *J. Mater. Chem. A*, 2015, **3**, 9401–9405, DOI: [10.1039/C5TA01824B](https://doi.org/10.1039/C5TA01824B).
- 42 W. Nie, H. Tsai, R. Asadpour, J. C. Blancon, A. J. Neukirch, G. Gupta, J. J. Crochet, M. Chhowalla, S. Tretiak, M. A. Alam, H. L. Wang and A. D. Mohite, High-efficiency solution-processed perovskite solar cells with millimeter-scale grains, *Science*, 2015, **347**, 522–525, DOI: [10.1126/SCIENCE.AAA0472/SUPPL_FILE/NIE.SM.PDF](https://doi.org/10.1126/SCIENCE.AAA0472/SUPPL_FILE/NIE.SM.PDF).
- 43 *Best Research-Cell Efficiency Chart | Photovoltaic Research | NREL*, (n.d.), <https://www.nrel.gov/pv/cell-efficiency.html>, (accessed June 5, 2023).
- 44 M. F. Mohamad Noh, C. H. Teh, R. Daik, E. L. Lim, C. C. Yap, M. A. Ibrahim, N. Ahmad Ludin, A. R. Bin Mohd Yusoff, J. Jang and M. A. Mat Teridi, The architecture of the electron transport layer for a perovskite solar cell, *J. Mater. Chem. C*, 2018, **6**, 682–712, DOI: [10.1039/C7TC04649A](https://doi.org/10.1039/C7TC04649A).
- 45 K. Sobayel, M. Akhtaruzzaman, K. S. Rahman, M. T. Ferdaous, Z. A. Al-Mutairi, H. F. Alharbi, N. H. Alharthi, M. R. Karim, S. Hasmady and N. Amin, A comprehensive defect study of tungsten disulfide (WS₂) as electron transport layer in perovskite solar cells by numerical simulation, *Results Phys.*, 2019, **12**, 1097–1103, DOI: [10.1016/J.RINP.2018.12.049](https://doi.org/10.1016/J.RINP.2018.12.049).
- 46 R. Singh, A. Giri, M. Pal, K. Thiyagarajan, J. Kwak, J. J. Lee, U. Jeong and K. Cho, Perovskite solar cells with an MoS₂ electron transport layer, *J. Mater. Chem. A*, 2019, **7**, 7151–7158, DOI: [10.1039/C8TA12254G](https://doi.org/10.1039/C8TA12254G).



- 47 G. Kakavelakis, L. Gouda, Y. Tischler, I. Kaliakatsos and K. Petridis, 2D transition metal dichalcogenides for solution-processed organic and perovskite solar cells, in *Two Dimensional Transition Metal Dichalcogenides*, 2019, pp. 203–239, DOI: [10.1007/978-981-13-9045-6_7](https://doi.org/10.1007/978-981-13-9045-6_7).
- 48 G. Yin, H. Zhao, J. Feng, J. Sun, J. Yan, Z. Liu, S. Lin and S. Liu, Low-temperature and facile solution-processed two-dimensional TiS₂ as an effective electron transport layer for UV-stable planar perovskite solar cells, *J. Mater. Chem. A*, 2018, **6**, 9132–9138, DOI: [10.1039/C8TA01143E](https://doi.org/10.1039/C8TA01143E).
- 49 P. Huang, Q. Chen, K. Zhang, L. Yuan, Y. Zhou, B. Song and Y. Li, 21.7% efficiency achieved in planar n–i–p perovskite solar cells via interface engineering with water-soluble 2D TiS₂, *J. Mater. Chem. A*, 2019, **7**, 6213–6219, DOI: [10.1039/C8TA11841H](https://doi.org/10.1039/C8TA11841H).
- 50 S. Xiao, P. Xiao, X. Zhang, D. Yan, X. Gu, F. Qin, Z. Ni, Z. J. Han and K. K. Ostrikov, Atomic-layer soft plasma etching of MoS₂, *Sci. Rep.*, 2016, **6**, 1–8, DOI: [10.1038/srep19945](https://doi.org/10.1038/srep19945).
- 51 N. A. Abd Malek, N. Alias, S. K. Md Saad, N. A. Abdullah, X. Zhang, X. Li, Z. Shi, M. M. Rosli, T. H. Tengku Abd Aziz, A. A. Umar and Y. Zhan, Ultra-thin MoS₂ nanosheet for electron transport layer of perovskite solar cells, *Opt. Mater.*, 2020, **104**, 109933, DOI: [10.1016/J.OPTMAT.2020.109933](https://doi.org/10.1016/j.optmat.2020.109933).
- 52 Q. Van Le, J. Y. Choi and S. Y. Kim, Recent advances in the application of two-dimensional materials as charge transport layers in organic and perovskite solar cells, *FlatChem*, 2017, **2**, 54–66, DOI: [10.1016/J.FLATC.2017.04.002](https://doi.org/10.1016/J.FLATC.2017.04.002).
- 53 K. F. Mak, C. Lee, J. Hone, J. Shan and T. F. Heinz, Atomically thin MoS₂: a new direct-gap semiconductor, *Phys. Rev. Lett.*, 2010, **105**, 136805, DOI: [10.1103/PHYSREVLETT.105.136805](https://doi.org/10.1103/PHYSREVLETT.105.136805)/FIGURES/4/MEDIUM.
- 54 U. Dasgupta, S. Chatterjee and A. J. Pal, Thin-film formation of 2D MoS₂ and its application as a hole-transport layer in planar perovskite solar cells, *Sol. Energy Mater. Sol. Cells*, 2017, **172**, 353–360, DOI: [10.1016/J.SOLMAT.2017.08.012](https://doi.org/10.1016/J.SOLMAT.2017.08.012).
- 55 Q. Q. Chu, B. Ding, J. Peng, H. Shen, X. Li, Y. Liu, C. X. Li, C. J. Li, G. J. Yang, T. P. White and K. R. Catchpole, Highly stable carbon-based perovskite solar cell with a record efficiency of over 18% via hole transport engineering, *J. Mater. Sci. Technol.*, 2019, **35**, 987–993, DOI: [10.1016/J.JMST.2018.12.025](https://doi.org/10.1016/J.JMST.2018.12.025).
- 56 M. Liu, M. B. Johnston and H. J. Snaith, Efficient planar heterojunction perovskite solar cells by vapour deposition, *Nature*, 2013, **501**, 395–398, DOI: [10.1038/nature12509](https://doi.org/10.1038/nature12509).
- 57 D. I. Kim, J. W. Lee, R. H. Jeong, S. H. Nam, K. H. Hwang and J. H. Boo, Oxygen-plasma processed Spiro-OMeTAD toward high performance for perovskite solar cell, *Surf. Coat. Technol.*, 2019, **357**, 189–194, DOI: [10.1016/J.SURFCOAT.2018.09.072](https://doi.org/10.1016/J.SURFCOAT.2018.09.072).
- 58 J. Meyer, S. Hamwi, S. Schmale, T. Winkler, H. H. Johannes, T. Riedl and W. Kowalsky, A strategy towards p-type doping of organic materials with HOMO levels beyond 6 eV using tungsten oxide, *J. Mater. Chem.*, 2009, **19**, 702–705, DOI: [10.1039/B819485H](https://doi.org/10.1039/B819485H).
- 59 X. Gu, Y. Li, Y. Mu, M. Zhang, T. Lu and P. Wang, FeCl₃ as a low-cost and efficient p-type dopant of Spiro-OMeTAD for high performance perovskite solar cells, *RSC Adv.*, 2018, **8**, 9409–9413, DOI: [10.1039/C8RA00243F](https://doi.org/10.1039/C8RA00243F).
- 60 Z. Li, J. Tinkham, P. Schulz, M. Yang, D. H. Kim, J. Berry, A. Sellinger and K. Zhu, Acid Additives Enhancing the Conductivity of Spiro-OMeTAD Toward High-Efficiency and Hysteresis-Less Planar Perovskite Solar Cells, *Adv. Energy Mater.*, 2017, **7**, 1601451, DOI: [10.1002/AENM.201601451](https://doi.org/10.1002/AENM.201601451).
- 61 L. Guan, Z. Zheng and Y. Guo, Enhanced hole transport in benzoic acid doped spiro-OMeTAD composite layer with intergrowing benzoate phase for perovskite solar cells, *J. Alloys Compd.*, 2020, **832**, 154991, DOI: [10.1016/J.JALLCOM.2020.154991](https://doi.org/10.1016/J.JALLCOM.2020.154991).
- 62 S. Yang, H. Zhao, M. Wu, S. Yuan, Y. Han, Z. Liu, K. Guo, S. (Frank) Liu, S. Yang, H. Zhao, S. Yuan, Y. Han, Z. Liu, S. Liu, M. Wu and K. Guo, Highly efficient and stable planar CsPbI₂Br perovskite solar cell with a new sensitive-dopant-free hole transport layer obtained via an effective surface passivation, *Sol. Energy Mater. Sol. Cells*, 2019, **201**, 110052, DOI: [10.1016/J.SOLMAT.2019.110052](https://doi.org/10.1016/J.SOLMAT.2019.110052).
- 63 K. Zhao, Y. Li, H. Cheng, K. Hu and Z. S. Wang, Efficient inverted perovskite solar cells with CuSeCN as the hole transport material, *J. Power Sources*, 2020, **472**, 228505, DOI: [10.1016/J.JPOWSOUR.2020.228505](https://doi.org/10.1016/J.JPOWSOUR.2020.228505).
- 64 M. Cao, Y. Zhang, Y. Yu, L. Jin, Y. Li, Z. Chen, Y. Che, H. Dai, G. Zhang and J. Yao, Enhanced perovskite phototransistor by multi-step slow annealing strategy, *Opt. Mater.*, 2018, **84**, 498–503, DOI: [10.1016/J.OPTMAT.2018.07.027](https://doi.org/10.1016/J.OPTMAT.2018.07.027).
- 65 M. Ameri, M. Raoufi, M. R. Zamani-Meymian, F. Samavat, M. R. Fathollahi and E. Mohajerani, Self-Assembled ZnO Nanosheet-Based Spherical Structure as Photoanode in Dye-Sensitized Solar Cells, *J. Electron. Mater.*, 2018, **47**, 1993–1999, DOI: [10.1007/S11664-017-6000-0](https://doi.org/10.1007/S11664-017-6000-0)/METRICS.
- 66 S. H. Ahmadi, M. Ghaffarkani, M. Ameri, N. Safari and E. Mohajerani, Solvent selection for fabrication of low temperature ZnO electron transport layer in perovskite solar cells, *Opt. Mater.*, 2020, **106**, 109977, DOI: [10.1016/J.OPTMAT.2020.109977](https://doi.org/10.1016/J.OPTMAT.2020.109977).
- 67 S. Miao, Q. Yang, X. Ai, K. Yang, J. Deng, Y. Guo, S. Yuan and H. Zhang, Effect of oxygen vacancies in the electron transfer layer SiZnSnO on the performance of perovskite solar cells, *J. Alloys Compd.*, 2020, **835**, 155284, DOI: [10.1016/J.JALLCOM.2020.155284](https://doi.org/10.1016/J.JALLCOM.2020.155284).
- 68 Z. Wang, J. Lou, X. Zheng, W. H. Zhang and Y. Qin, Solution Processed Nb₂O₅ Electrodes for High Efficient Ultraviolet Light Stable Planar Perovskite Solar Cells, *ACS Sustain. Chem. Eng.*, 2019, **7**, 7421–7429, DOI: [10.1021/ACSSUSCHEMENG.9B00991/SUPPL_FILE/SC9B00991_SI_001.PDF](https://doi.org/10.1021/ACSSUSCHEMENG.9B00991/SUPPL_FILE/SC9B00991_SI_001.PDF).
- 69 D. Yang, X. Li, W. Zhou, S. Zhang, C. Meng, Y. Wu, Y. Wang and H. Zeng, CsPbBr₃ Quantum Dots 2.0: Benzenesulfonic Acid Equivalent Ligand Awakens Complete Purification,



- Adv. Mater.*, 2019, **31**, 1900767, DOI: [10.1002/ADMA.201900767](https://doi.org/10.1002/ADMA.201900767).
- 70 X. Li, J. Yang, Q. Jiang, H. Lai, S. Li, J. Xin, W. Chu and J. Hou, Low-Temperature Solution-Processed ZnSe Electron Transport Layer for Efficient Planar Perovskite Solar Cells with Negligible Hysteresis and Improved Photostability, *ACS Nano*, 2018, **12**, 5605–5614, DOI: [10.1021/ACS.NANO.8B01351/SUPPL_FILE/NN8B01351_SI_001.PDF](https://doi.org/10.1021/ACS.NANO.8B01351/SUPPL_FILE/NN8B01351_SI_001.PDF).
- 71 W. C. Hong, C. J. Ku, R. Li, S. Abbaslou, P. Reyes, S. Y. Wang, G. Li, M. Lu, K. Sheng and Y. Lu, MgZnO High Voltage Thin Film Transistors on Glass for Inverters in Building Integrated Photovoltaics, *Sci. Rep.*, 2016, **6**, 1–9, DOI: [10.1038/srep34169](https://doi.org/10.1038/srep34169).
- 72 F. Han, Z. Wan, J. Luo, J. Xia, H. Shu and C. Jia, Planar Mg_xZn_{1-x}O-based perovskite solar cell with superior ultraviolet light stability, *Sol. Energy Mater. Sol. Cells*, 2020, **208**, 110417, DOI: [10.1016/J.SOLMAT.2020.110417](https://doi.org/10.1016/J.SOLMAT.2020.110417).
- 73 R. Teimouri, Z. Heydari, M. P. Ghaziani, M. Madani, H. Abdy, M. Kolahdouz and E. Asl-Soleimani, Synthesizing Li doped TiO₂ electron transport layers for highly efficient planar perovskite solar cell, *Superlattices Microstruct.*, 2020, **145**, 106627, DOI: [10.1016/J.SPML.2020.106627](https://doi.org/10.1016/J.SPML.2020.106627).
- 74 Z. Yang, W. Chen, A. Mei, Q. Li and Y. Liu, Flexible MAPbI₃ perovskite solar cells with the high efficiency of 16.11% by low-temperature synthesis of compact anatase TiO₂ film, *J. Alloys Compd.*, 2021, **854**, 155488, DOI: [10.1016/J.JALLCOM.2020.155488](https://doi.org/10.1016/J.JALLCOM.2020.155488).
- 75 B. Zhang, B. Zhang, S. Wang, S. Yao, H. Bala, G. Sun, J. Cao and Z. Zhang, Applying neoteric MgTiO₃-coated TiO₂ nanoparticulate films as scaffold layers in perovskite solar cells based on carbon counter electrode for retarding charge recombination, *Electrochim. Acta*, 2020, **338**, 135884, DOI: [10.1016/J.ELECTACTA.2020.135884](https://doi.org/10.1016/J.ELECTACTA.2020.135884).
- 76 P. Yin, M. Hegde, Y. Tan, S. Chen, N. Garnet and P. V. Radovanovic, Controlling the Mechanism of Excitonic Splitting in In₂O₃ Nanocrystals by Carrier Delocalization, *ACS Nano*, 2018, **12**, 11211–11218, DOI: [10.1021/ACS.NANO.8B05782/SUPPL_FILE/NN8B05782_SI_001.PDF](https://doi.org/10.1021/ACS.NANO.8B05782/SUPPL_FILE/NN8B05782_SI_001.PDF).
- 77 S. Yoon, S. J. Kim, H. S. Kim, J. S. Park, I. K. Han, J. W. Jung and M. Park, Solution-processed indium oxide electron transporting layers for high-performance and photo-stable perovskite and organic solar cells, *Nanoscale*, 2017, **9**, 16305–16312, DOI: [10.1039/C7NR05695H](https://doi.org/10.1039/C7NR05695H).
- 78 X. Zhang, J. Li, Z. Bi, K. He, X. Xu, X. Xiao, Y. Zhu, Y. Zhan, L. Zhong, G. Xu and H. Yu, Stable and efficient air-processed perovskite solar cells employing low-temperature processed compact In₂O₃ thin films as electron transport materials, *J. Alloys Compd.*, 2020, **836**, 155460, DOI: [10.1016/J.JALLCOM.2020.155460](https://doi.org/10.1016/J.JALLCOM.2020.155460).
- 79 C. C. Tseng, L. C. Chen, L. B. Chang, G. M. Wu, W. S. Feng, M. J. Jeng, D. W. Chen and K. L. Lee, Cu₂O-HTM/SiO₂-ETM assisted for synthesis engineering improving efficiency and stability with heterojunction planar perovskite thin-film solar cells, *Sol. Energy*, 2020, **204**, 270–279, DOI: [10.1016/J.SOLENER.2020.04.077](https://doi.org/10.1016/J.SOLENER.2020.04.077).
- 80 Q. Zhu, Z. Wang, X. Cai, W. Wang, G. Wu, L. Kong, X. Zheng, Y. Cao, Y. Wu, X. Li, Z. Wu and J. Kang, Enhanced carrier separation efficiency and performance in planar-structure perovskite solar cells through an interfacial modifying layer of ultrathin mesoporous TiO₂, *J. Power Sources*, 2020, **465**, 228251, DOI: [10.1016/J.JPOWSOUR.2020.228251](https://doi.org/10.1016/J.JPOWSOUR.2020.228251).
- 81 Q. Hu, W. Chen, W. Yang, Y. Li, Y. Zhou, B. W. Larson, J. C. Johnson, Y. H. Lu, W. Zhong, J. Xu, L. Klivansky, C. Wang, M. Salmeron, A. B. Djurišić, F. Liu, Z. He, R. Zhu and T. P. Russell, Improving Efficiency and Stability of Perovskite Solar Cells Enabled by A Near-Infrared-Absorbing Moisture Barrier, *Joule*, 2020, **4**, 1575–1593, DOI: [10.1016/j.joule.2020.06.007](https://doi.org/10.1016/j.joule.2020.06.007).
- 82 S. Yun, T. Guo, Y. Li, X. Gao, A. Huang and L. Kang, Well-ordered vertically aligned ZnO nanorods arrays for high-performance perovskite solar cells, *Mater. Res. Bull.*, 2020, **130**, 110935, DOI: [10.1016/J.MATERRESBULL.2020.110935](https://doi.org/10.1016/J.MATERRESBULL.2020.110935).
- 83 S. De Wolf, J. Holovsky, S. J. Moon, P. Löper, B. Niesen, M. Ledinsky, F. J. Haug, J. H. Yum and C. Ballif, Organometallic halide perovskites: Sharp optical absorption edge and its relation to photovoltaic performance, *J. Phys. Chem. Lett.*, 2014, **5**, 1035–1039, DOI: [10.1021/JZ500279B/SUPPL_FILE/JZ500279B_SI_001.PDF](https://doi.org/10.1021/JZ500279B/SUPPL_FILE/JZ500279B_SI_001.PDF).
- 84 A. Miyata, A. Mitioglu, P. Plochocka, O. Portugall, J. T. W. Wang, S. D. Stranks, H. J. Snaith and R. J. Nicholas, Direct measurement of the exciton binding energy and effective masses for charge carriers in organic–inorganic tri-halide perovskites, *Nat. Phys.*, 2015, **11**, 582–587, DOI: [10.1038/nphys3357](https://doi.org/10.1038/nphys3357).
- 85 C. Wehrenfennig, G. E. Eperon, M. B. Johnston, H. J. Snaith, L. M. Herz, C. Wehrenfennig, G. E. Eperon, M. B. Johnston, H. J. Snaith and L. M. Herz, High Charge Carrier Mobilities and Lifetimes in Organolead Trihalide Perovskites, *Adv. Mater.*, 2014, **26**, 1584–1589, DOI: [10.1002/ADMA.201305172](https://doi.org/10.1002/ADMA.201305172).
- 86 O. Malinkiewicz, A. Yella, Y. H. Lee, G. M. Espallargas, M. Graetzel, M. K. Nazeeruddin and H. J. Bolink, Perovskite solar cells employing organic charge-transport layers, *Nat. Photonics*, 2013, **8**, 128–132, DOI: [10.1038/nphoton.2013.341](https://doi.org/10.1038/nphoton.2013.341).
- 87 F. Wu, W. Gao, H. Yu, L. Zhu, L. Li and C. Yang, Efficient small-molecule non-fullerene electron transporting materials for high-performance inverted perovskite solar cells, *J. Mater. Chem. A*, 2018, **6**, 4443–4448, DOI: [10.1039/C8TA00492G](https://doi.org/10.1039/C8TA00492G).
- 88 X. Lin, A. N. Jumabekov, N. N. Lal, A. R. Pascoe, D. E. Gómez, N. W. Duffy, A. S. R. Chesman, K. Sears, M. Fournier, Y. Zhang, Q. Bao, Y. B. Cheng, L. Spiccia and U. Bach, Dipole-field-assisted charge extraction in metal-perovskite-metal back-contact solar cells, *Nat. Commun.*, 2017, **8**, 1–8, DOI: [10.1038/s41467-017-00588-3](https://doi.org/10.1038/s41467-017-00588-3).
- 89 X. Lin, A. N. Jumabekov, N. N. Lal, A. R. Pascoe, D. E. Gómez, N. W. Duffy, A. S. R. Chesman, K. Sears, M. Fournier, Y. Zhang, Q. Bao, Y.-B. Cheng, L. Spiccia and U. Bach, Efficient lateral-structure perovskite single crystal



- solar cells with high operational stability, *Nat. Commun.*, 2020, **11**, 1–8, DOI: [10.1038/s41467-019-13998-2](https://doi.org/10.1038/s41467-019-13998-2).
- 90 W. S. Yang, B. W. Park, E. H. Jung, N. J. Jeon, Y. C. Kim, D. U. Lee, S. S. Shin, J. Seo, E. K. Kim, J. H. Noh and S. Il Seok, Iodide management in formamidinium-lead-halide-based perovskite layers for efficient solar cells, *Science*, 2017, **356**, 1376–1379, DOI: [10.1126/SCIENCE.AAN2301/SUPPL_FILE/AAN2301_YANG.SM.PDF](https://doi.org/10.1126/SCIENCE.AAN2301/SUPPL_FILE/AAN2301_YANG.SM.PDF).
- 91 D. Luo, W. Yang, Z. Wang, A. Sadhanala, Q. Hu, R. Su, R. Shivanna, G. F. Trindade, J. F. Watts, Z. Xu, T. Liu, K. Chen, F. Ye, P. Wu, L. Zhao, J. Wu, Y. Tu, Y. Zhang, X. Yang, W. Zhang, R. H. Friend, Q. Gong, H. J. Snaith and R. Zhu, Enhanced photovoltage for inverted planar heterojunction perovskite solar cells, *Science*, 2018, **360**, 1442–1446, DOI: [10.1126/SCIENCE.AAP9282/SUPPL_FILE/AAP9282_LUO.SM.PDF](https://doi.org/10.1126/SCIENCE.AAP9282/SUPPL_FILE/AAP9282_LUO.SM.PDF).
- 92 E. Edri, S. Kirmayer, D. Cahen and G. Hodes, High open-circuit voltage solar cells based on organic-inorganic lead bromide perovskite, *J. Phys. Chem. Lett.*, 2013, **4**, 897–902, DOI: [10.1021/JZ400348Q/ASSET/IMAGES/MEDIUM/JZ-2013-00348Q_0002.GIF](https://doi.org/10.1021/JZ400348Q/ASSET/IMAGES/MEDIUM/JZ-2013-00348Q_0002.GIF).
- 93 Y. Bai, Y. Lin, L. Ren, X. Shi, E. Strounina, Y. Deng, Q. Wang, Y. Fang, X. Zheng, Y. Lin, Z. G. Chen, Y. Du, L. Wang and J. Huang, Oligomeric Silica-Wrapped Perovskites Enable Synchronous Defect Passivation and Grain Stabilization for Efficient and Stable Perovskite Photovoltaics, *ACS Energy Lett.*, 2019, **4**, 1231–1240, DOI: [10.1021/ACSENERGYLETT.9B00608/SUPPL_FILE/NZ9B00608_SI_001.PDF](https://doi.org/10.1021/ACSENERGYLETT.9B00608/SUPPL_FILE/NZ9B00608_SI_001.PDF).
- 94 J. Ding, S. Du, T. Zhou, Y. Yuan, X. Cheng, L. Jing, Q. Yao, J. Zhang, Q. He, H. Cui, X. Zhan and H. Sun, Cesium decreases defect density and enhances optoelectronic properties of mixed MA1-xCs xPbBr3 single crystal, *J. Phys. Chem. C*, 2019, **123**, 14969–14975, DOI: [10.1021/ACS.JPCC.9B03987/SUPPL_FILE/JP9B03987_SI_001.PDF](https://doi.org/10.1021/ACS.JPCC.9B03987/SUPPL_FILE/JP9B03987_SI_001.PDF).
- 95 Q. Dong, Y. Fang, Y. Shao, P. Mulligan, J. Qiu, L. Cao and J. Huang, Electron-hole diffusion lengths > 175 μm in solution-grown CH3NH3PbI3 single crystals, *Science*, 2015, **347**, 967–970, DOI: [10.1126/SCIENCE.AAA5760/SUPPL_FILE/PAPV2.PDF](https://doi.org/10.1126/SCIENCE.AAA5760/SUPPL_FILE/PAPV2.PDF).
- 96 A. Y. Alsalloum, B. Tureddi, K. Almasabi, X. Zheng, R. Naphade, S. D. Stranks, O. F. Mohammed and O. M. Bakr, 22.8%-Efficient single-crystal mixed-cation inverted perovskite solar cells with a near-optimal bandgap, *Energy Environ. Sci.*, 2021, **14**, 2263–2268, DOI: [10.1039/D0EE03839C](https://doi.org/10.1039/D0EE03839C).
- 97 M.-G. Ju, M. Chen, Y. Zhou, J. Dai, L. Ma, N. P. Padture and X. C. Zeng, Toward Eco-friendly and Stable Perovskite Materials for Photovoltaics, *Joule*, 2018, **2**, 1231–1241, DOI: [10.1016/j.joule.2018.04.026](https://doi.org/10.1016/j.joule.2018.04.026).
- 98 T. Chutia and D. J. Kalita, Rational design of mixed Sn–Ge based hybrid halide perovskites for optoelectronic applications: a first principles study, *RSC Adv.*, 2022, **12**, 25511–25519, DOI: [10.1039/D2RA05256C](https://doi.org/10.1039/D2RA05256C).
- 99 Y. Zheng, R. Su, Z. Xu, D. Luo, H. Dong, B. Jiao, Z. Wu, Q. Gong and R. Zhu, Perovskite solar cell towards lower toxicity: a theoretical study of physical lead reduction strategy, *Sci. Bull.*, 2019, **64**, 1255–1261, DOI: [10.1016/J.SCI.2019.06.006](https://doi.org/10.1016/J.SCI.2019.06.006).
- 100 X. Wang, T. Zhang, Y. Lou and Y. Zhao, All-inorganic lead-free perovskites for optoelectronic applications, *Mater. Chem. Front.*, 2019, **3**, 365–375, DOI: [10.1039/C8QM00611C](https://doi.org/10.1039/C8QM00611C).
- 101 H. Fu, Review of lead-free halide perovskites as light-absorbers for photovoltaic applications: from materials to solar cells, *Sol. Energy Mater. Sol. Cells*, 2019, **193**, 107–132, DOI: [10.1016/J.SOLMAT.2018.12.038](https://doi.org/10.1016/J.SOLMAT.2018.12.038).
- 102 R. Prasanna, T. Leijtens, S. P. Dunfield, J. A. Raiford, E. J. Wolf, S. A. Swifter, J. Werner, G. E. Eperon, C. de Paula, A. F. Palmstrom, C. C. Boyd, M. F. A. M. van Hest, S. F. Bent, G. Teeter, J. J. Berry and M. D. McGehee, Design of low bandgap tin–lead halide perovskite solar cells to achieve thermal, atmospheric and operational stability, *Nat. Energy*, 2019, **4**, 939–947, DOI: [10.1038/s41560-019-0471-6](https://doi.org/10.1038/s41560-019-0471-6).
- 103 M. Liao, B. Bin Yu, Z. Jin, W. Chen, Y. Zhu, X. Zhang, W. Yao, T. Duan, I. Djerdj and Z. He, Efficient and Stable FASnI3 Perovskite Solar Cells with Effective Interface Modulation by Low-Dimensional Perovskite Layer, *ChemSusChem*, 2019, **12**, 5007–5014, DOI: [10.1002/CSSC.201902000](https://doi.org/10.1002/CSSC.201902000).
- 104 S. Shao, J. Liu, G. Portale, H. H. Fang, G. R. Blake, G. H. ten Brink, L. J. A. Koster and M. A. Loi, Highly Reproducible Sn-Based Hybrid Perovskite Solar Cells with 9% Efficiency, *Adv. Energy Mater.*, 2018, **8**, 1702019, DOI: [10.1002/AENM.201702019](https://doi.org/10.1002/AENM.201702019).
- 105 L. Ji, X. Zhang, T. Zhang, Y. Wang, F. Wang, Z. Zhong, Z. D. Chen, Z. Xiao, L. Chen and S. Li, Band alignment of Pb–Sn mixed triple cation perovskites for inverted solar cells with negligible hysteresis, *J. Mater. Chem. A*, 2019, **7**, 9154–9162, DOI: [10.1039/C8TA11891D](https://doi.org/10.1039/C8TA11891D).
- 106 J. Zhang and B. Hu, Revealing photoinduced bulk polarization and spin-orbit coupling effects in high-efficiency 2D/3D Pb–Sn alloyed perovskite solar cells, *Nano Energy*, 2020, **76**, 104999, DOI: [10.1016/J.NANOEN.2020.104999](https://doi.org/10.1016/J.NANOEN.2020.104999).
- 107 K. Wang, S. Olthof, W. S. Subhani, X. Jiang, Y. Cao, L. Duan, H. Wang, M. Du and S. (Frank) Liu, Novel inorganic electron transport layers for planar perovskite solar cells: progress and prospective, *Nano Energy*, 2020, **68**, 104289, DOI: [10.1016/J.NANOEN.2019.104289](https://doi.org/10.1016/J.NANOEN.2019.104289).
- 108 S. S. Shin, S. J. Lee and S. Il Seok, Metal Oxide Charge Transport Layers for Efficient and Stable Perovskite Solar Cells, *Adv. Funct. Mater.*, 2019, **29**, 1900455, DOI: [10.1002/ADFM.201900455](https://doi.org/10.1002/ADFM.201900455).
- 109 H. Lu, J. Zhong, C. Ji, J. Zhao, D. Li, R. Zhao, Y. Jiang, S. Fang, T. Liang, H. Li and C. M. Li, Fabricating an optimal rutile TiO2 electron transport layer by delicately tuning TiCl4 precursor solution for high performance perovskite solar cells, *Nano Energy*, 2020, **68**, 104336, DOI: [10.1016/J.NANOEN.2019.104336](https://doi.org/10.1016/J.NANOEN.2019.104336).
- 110 T. Leijtens, G. E. Eperon, S. Pathak, A. Abate, M. M. Lee and H. J. Snaith, Overcoming ultraviolet light instability of sensitized TiO2 with meso-superstructured organometal



- tri-halide perovskite solar cells, *Nat. Commun.*, 2013, **4**, 1–8, DOI: [10.1038/ncomms3885](https://doi.org/10.1038/ncomms3885).
- 111 Q. Guo, J. Wu, Y. Yang, X. Liu, Z. Lan, J. Lin, M. Huang, Y. Wei, J. Dong, J. Jia and Y. Huang, High-Performance and Hysteresis-Free Perovskite Solar Cells Based on Rare-Earth-Doped SnO₂ Mesoporous Scaffold, *Research*, 2019, **2019**(49), 1–13, DOI: [10.34133/2019/4049793](https://doi.org/10.34133/2019/4049793).
- 112 J. Ma, Z. Lin, X. Guo, L. Zhou, J. Su, C. Zhang, Z. Yang, J. Chang, S. Liu and Y. Hao, Low-Temperature Solution-Processed ZnO Electron Transport Layer for Highly Efficient and Stable Planar Perovskite Solar Cells with Efficiency Over 20%, *Sol. RRL*, 2019, **3**, 1900096, DOI: [10.1002/SOLR.201900096](https://doi.org/10.1002/SOLR.201900096).
- 113 P. Zhao, Z. Lin, J. Wang, M. Yue, J. Su, J. Zhang, J. Chang and Y. Hao, Numerical Simulation of Planar Heterojunction Perovskite Solar Cells Based on SnO₂ Electron Transport Layer, *ACS Appl. Energy Mater.*, 2019, **2**, 4504–4512, DOI: [10.1021/ACSAEM.9B00755/SUPPL_FILE/AE9B00755_SI_001.PDF](https://doi.org/10.1021/ACSAEM.9B00755/SUPPL_FILE/AE9B00755_SI_001.PDF).
- 114 H. Mohammadian-Sarcheshmeh, M. Mazloum-Ardakani, M. Rameez, S. Shahbazi and E. W. G. Diau, Application of a natural antioxidant as an efficient strategy to decrease the oxidation in Sn-based perovskites, *J. Alloys Compd.*, 2020, **846**, 156351, DOI: [10.1016/J.JALLCOM.2020.156351](https://doi.org/10.1016/J.JALLCOM.2020.156351).
- 115 A. H. Ghahremani, B. Martin, A. Gupta, J. Bahadur, K. Ankireddy and T. Druffel, Rapid fabrication of perovskite solar cells through intense pulse light annealing of SnO₂ and triple cation perovskite thin films, *Mater. Des.*, 2020, **185**, 108237, DOI: [10.1016/J.MATDES.2019.108237](https://doi.org/10.1016/J.MATDES.2019.108237).
- 116 S. N. Vijayaraghavan, J. Wall, L. Li, G. Xing, Q. Zhang and F. Yan, Low-temperature processed highly efficient hole transport layer free carbon-based planar perovskite solar cells with SnO₂ quantum dot electron transport layer, *Mater. Today Phys.*, 2020, **13**, 100204, DOI: [10.1016/J.MTPHYS.2020.100204](https://doi.org/10.1016/J.MTPHYS.2020.100204).
- 117 Y. Deng, S. Li, X. Li and R. Wang, HI-assisted fabrication of Sn-doping TiO₂ electron transfer layer for air-processed perovskite solar cells with high efficiency and stability, *Sol. Energy Mater. Sol. Cells*, 2020, **215**, 110594, DOI: [10.1016/J.SOLMAT.2020.110594](https://doi.org/10.1016/J.SOLMAT.2020.110594).
- 118 D. Zhang, H. Tian, S. Bu, T. Yan, J. Ge, T. Lei, W. Bi, L. Huang and Z. Ge, Efficient planar heterojunction perovskite solar cells with enhanced FTO/SnO₂ interface electronic coupling, *J. Alloys Compd.*, 2020, **831**, 154717, DOI: [10.1016/J.JALLCOM.2020.154717](https://doi.org/10.1016/J.JALLCOM.2020.154717).
- 119 Y. Huang, S. Li, C. Wu, S. Wang, C. Wang and R. Ma, Introduction of LiCl into SnO₂ electron transport layer for efficient planar perovskite solar cells, *Chem. Phys. Lett.*, 2020, **745**, 137220, DOI: [10.1016/J.CPLETT.2020.137220](https://doi.org/10.1016/J.CPLETT.2020.137220).
- 120 J. Du, L. Feng, X. Guo, X. Huang, Z. Lin, J. Su, Z. Hu, J. Zhang, J. Chang and Y. Hao, Enhanced efficiency and stability of planar perovskite solar cells by introducing amino acid to SnO₂/perovskite interface, *J. Power Sources*, 2020, **455**, 227974, DOI: [10.1016/J.JPOWSOUR.2020.227974](https://doi.org/10.1016/J.JPOWSOUR.2020.227974).
- 121 M. Zhang, X. Cui, Y. Wang, B. Wang, M. Ye, W. Wang, C. Ma and Z. Lin, Simple route to interconnected, hierarchically structured, porous Zn₂SnO₄ nanospheres as electron transport layer for efficient perovskite solar cells, *Nano Energy*, 2020, **71**, 104620, DOI: [10.1016/J.NANOEN.2020.104620](https://doi.org/10.1016/J.NANOEN.2020.104620).
- 122 S. S. Shin, W. S. Yang, J. H. Noh, J. H. Suk, N. J. Jeon, J. H. Park, J. S. Kim, W. M. Seong and S. Il Seok, High-performance flexible perovskite solar cells exploiting Zn₂SnO₄ prepared in solution below 100 °C, *Nat. Commun.*, 2015, **6**, 1–8, DOI: [10.1038/ncomms8410](https://doi.org/10.1038/ncomms8410).
- 123 S. Baek, J. W. Han, D. Vidyasagar, H. Cho, H. H. Ha, D. H. Kim, Y. W. Heo and S. Lee, Room-Temperature-Processed Amorphous Sn-In-O Electron Transport Layer for Perovskite Solar Cells, *Materials*, 2019, **13**, 32, DOI: [10.3390/MA13010032](https://doi.org/10.3390/MA13010032).
- 124 K. Jung, J. Lee, C. Im, J. Do, J. Kim, W.-S. Chae and M.-J. Lee, *ACS Energy Lett.*, 2018, **3**(10), 2410–2417, DOI: [10.1021/acsenergylett.8b01501](https://doi.org/10.1021/acsenergylett.8b01501).
- 125 M. Zheng, W. Xu, H. C. Yuan and J. Wu, Mesostructured perovskite solar cells based on Zn₂SnO₄ Single Crystal Mesoporous Layer with efficiency of 18.32%, *J. Alloys Compd.*, 2020, **823**, 153730, DOI: [10.1016/J.JALLCOM.2020.153730](https://doi.org/10.1016/J.JALLCOM.2020.153730).
- 126 F. Sadegh, S. Akin, M. Moghadam, V. Mirkhani, M. A. Ruiz-Preciado, Z. Wang, M. M. Tavakoli, M. Graetzel, A. Hagfeldt and W. Tress, Highly efficient, stable and hysteresis-less planar perovskite solar cell based on chemical bath treated Zn₂SnO₄ electron transport layer, *Nano Energy*, 2020, **75**, 105038, DOI: [10.1016/J.NANOEN.2020.105038](https://doi.org/10.1016/J.NANOEN.2020.105038).
- 127 W. Ayaydah, E. Raddad and Z. Hawash, Sn-Based Perovskite Solar Cells towards High Stability and Performance, *Micromachines*, 2023, **14**, 806, DOI: [10.3390/MI14040806](https://doi.org/10.3390/MI14040806).
- 128 J. Li, N. Yan, Z. Fang and S. F. Liu, Alkyl Diamine-Induced (100)-Preferred Crystal Orientation for Efficient Pb-Sn Perovskite Solar Cells, *ACS Appl. Energy Mater.*, 2022, **5**, 6936–6942, DOI: [10.1021/ACSAEM.2C00587/SUPPL_FILE/AE2C00587_SI_001.PDF](https://doi.org/10.1021/ACSAEM.2C00587/SUPPL_FILE/AE2C00587_SI_001.PDF).
- 129 J. Tong, J. Gong, M. Hu, S. K. Yadavalli, Z. Dai, F. Zhang, C. Xiao, J. Hao, M. Yang, M. A. Anderson, E. L. Ratcliff, J. J. Berry, N. P. Padture, Y. Zhou and K. Zhu, High-performance methylammonium-free ideal-band-gap perovskite solar cells, *Matter*, 2021, **4**, 1365–1376, DOI: [10.1016/J.MATT.2021.01.003](https://doi.org/10.1016/J.MATT.2021.01.003).
- 130 Y. Ogomi, A. Morita, S. Tsukamoto, T. Saitho, N. Fujikawa, Q. Shen, T. Toyoda, K. Yoshino, S. S. Pandey, T. Ma and S. Hayase, CH₃NH₃SnxPb(1-x)I₃ perovskite solar cells covering up to 1060 nm, *J. Phys. Chem. Lett.*, 2014, **5**, 1004–1011, DOI: [10.1021/JZ5002117/SUPPL_FILE/JZ5002117_SI_001.PDF](https://doi.org/10.1021/JZ5002117/SUPPL_FILE/JZ5002117_SI_001.PDF).
- 131 F. Hao, C. C. Stoumpos, R. P. H. Chang and M. G. Kanatzidis, Anomalous band gap behavior in mixed Sn and Pb perovskites enables broadening of absorption spectrum in solar cells, *J. Am. Chem. Soc.*, 2014, **136**, 8094–8099, DOI: [10.1021/JA5033259/SUPPL_FILE/JA5033259_SI_001.PDF](https://doi.org/10.1021/JA5033259/SUPPL_FILE/JA5033259_SI_001.PDF).



- 132 S. Hu, K. Otsuka, R. Murdey, T. Nakamura, M. A. Truong, T. Yamada, T. Handa, K. Matsuda, K. Nakano, A. Sato, K. Marumoto, K. Tajima, Y. Kanemitsu and A. Wakamiya, Optimized carrier extraction at interfaces for 23.6% efficient tin-lead perovskite solar cells, *Energy Environ. Sci.*, 2022, **15**, 2096–2107, DOI: [10.1039/D2EE00288D](https://doi.org/10.1039/D2EE00288D).
- 133 J. Cao, H. L. Loi, Y. Xu, X. Guo, N. Wang, C. ki Liu, T. Wang, H. Cheng, Y. Zhu, M. G. Li, W. Y. Wong and F. Yan, High-Performance Tin-Lead Mixed-Perovskite Solar Cells with Vertical Compositional Gradient, *Adv. Mater.*, 2022, **34**, 2107729, DOI: [10.1002/ADMA.202107729](https://doi.org/10.1002/ADMA.202107729).
- 134 R. Lin, J. Xu, M. Wei, Y. Wang, Z. Qin, Z. Liu, J. Wu, K. Xiao, B. Chen, S. M. Park, G. Chen, H. R. Atapattu, K. R. Graham, J. Xu, J. Zhu, L. Li, C. Zhang, E. H. Sargent and H. Tan, All-perovskite tandem solar cells with improved grain surface passivation, *Nature*, 2022, **603**, 73–78, DOI: [10.1038/s41586-021-04372-8](https://doi.org/10.1038/s41586-021-04372-8).
- 135 S. Wu, On the energy bandgap bowing in Hg_{1-x}CdxTe, *Solid State Commun.*, 1983, **48**, 747–749, DOI: [10.1016/0038-1098\(83\)91009-8](https://doi.org/10.1016/0038-1098(83)91009-8).
- 136 S. Tao, I. Schmidt, G. Brocks, J. Jiang, I. Tranca, K. Meerholz and S. Olthof, Absolute energy level positions in tin- and lead-based halide perovskites, *Nat. Commun.*, 2019, **10**, 1–10, DOI: [10.1038/s41467-019-10468-7](https://doi.org/10.1038/s41467-019-10468-7).
- 137 A. Rajagopal, R. J. Stoddard, H. W. Hillhouse and A. K. Y. Jen, On understanding bandgap bowing and optoelectronic quality in Pb–Sn alloy hybrid perovskites, *J. Mater. Chem. A*, 2019, **7**, 16285–16293, DOI: [10.1039/C9TA05308E](https://doi.org/10.1039/C9TA05308E).
- 138 B. Zhao, M. Abdi-Jalebi, M. Tabachnyk, H. Glass, V. S. Kamboj, W. Nie, A. J. Pearson, Y. Puttison, K. C. Gödel, H. E. Beere, D. A. Ritchie, A. D. Mohite, S. E. Dutton, R. H. Friend, A. Sadhanala, B. Zhao, M. Abdi-Jalebi, M. Tabachnyk, H. Glass, V. S. Kamboj, A. J. Pearson, Y. Puttison, K. C. Gödel, H. E. Beere, D. A. Ritchie, S. E. Dutton, R. H. Friend, A. Sadhanala, W. Nie and A. D. Mohite, High Open-Circuit Voltages in Tin-Rich Low-Bandgap Perovskite-Based Planar Heterojunction Photovoltaics, *Adv. Mater.*, 2017, **29**, 1604744, DOI: [10.1002/ADMA.201604744](https://doi.org/10.1002/ADMA.201604744).
- 139 M. T. Klug, R. L. Milot, R. L. Milot, J. B. Patel, T. Green, H. C. Sansom, M. D. Farrar, A. J. Ramadan, S. Martani, Z. Wang, B. Wenger, J. M. Ball, L. Langshaw, A. Petrozza, M. B. Johnston, L. M. Herz and H. J. Snaith, Metal composition influences optoelectronic quality in mixed-metal lead-tin triiodide perovskite solar absorbers, *Energy Environ. Sci.*, 2020, **13**, 1776–1787, DOI: [10.1039/D0EE00132E](https://doi.org/10.1039/D0EE00132E).
- 140 J. Xu, A. Maxwell, M. Wei, Z. Wang, B. Chen, T. Zhu and E. H. Sargent, Defect Tolerance of Mixed B-Site Organic-Inorganic Halide Perovskites, *ACS Energy Lett.*, 2021, **6**, 4220–4227, DOI: [10.1021/ACSENERGYLETT.1C02105/SUPPL_FILE/NZ1C02105_SI_001.PDF](https://doi.org/10.1021/ACSENERGYLETT.1C02105/SUPPL_FILE/NZ1C02105_SI_001.PDF).
- 141 F. Ambrosio, D. Meggiolaro, T. M. Almutairi and F. De Angelis, Composition-Dependent Struggle between Iodine and Tin Chemistry at the Surface of Mixed Tin/Lead Perovskites, *ACS Energy Lett.*, 2021, **6**, 969–976, DOI: [10.1021/ACSENERGYLETT.1C00111/SUPPL_FILE/NZ1C00111_SI_001.PDF](https://doi.org/10.1021/ACSENERGYLETT.1C00111/SUPPL_FILE/NZ1C00111_SI_001.PDF).
- 142 T. Leijtens, R. Prasanna, A. Gold-Parker, M. F. Toney and M. D. McGehee, Mechanism of Tin Oxidation and Stabilization by Lead Substitution in Tin Halide Perovskites, *ACS Energy Lett.*, 2017, **2**, 2159–2165, DOI: [10.1021/ACSENERGYLETT.7B00636/SUPPL_FILE/NZ7B00636_SI_001.PDF](https://doi.org/10.1021/ACSENERGYLETT.7B00636/SUPPL_FILE/NZ7B00636_SI_001.PDF).
- 143 H. R. Xia, J. Li, W. T. Sun and L. M. Peng, Organohalide lead perovskite based photodetectors with much enhanced performance, *Chem. Commun.*, 2014, **50**, 13695–13697, DOI: [10.1039/C4CC05960C](https://doi.org/10.1039/C4CC05960C).
- 144 C. Li, H. Wang, F. Wang, T. Li, M. Xu, H. Wang, Z. Wang, X. Zhan, W. Hu and L. Shen, Ultrafast and broadband photodetectors based on a perovskite/organic bulk heterojunction for large-dynamic-range imaging, *Light: Sci. Appl.*, 2020, **9**, 1–8, DOI: [10.1038/s41377-020-0264-5](https://doi.org/10.1038/s41377-020-0264-5).
- 145 H. Na, M. Qiang Li, J. Cha, S. Kim, H. Jin, D. Baek, M. Kyong Kim, S. Sim, M. Lee, M. Kim, J. Lim, J. Lee and M. Kim, Passivating detrimental grain boundaries in perovskite films with strongly interacting polymer for achieving high-efficiency and stable perovskite solar cells, *Appl. Surf. Sci.*, 2023, **626**, 157209, DOI: [10.1016/J.APSUSC.2023.157209](https://doi.org/10.1016/J.APSUSC.2023.157209).
- 146 A. Mathur, A. Li and V. Maheshwari, Hydrophobic-Hydrophilic Block Copolymer Mediated Tuning of Halide Perovskite Photosensitive Device Stability and Efficiency, *ACS Appl. Mater. Interfaces*, 2023, **15**, 25932–25941, DOI: [10.1021/ACSAMI.3C02748/SUPPL_FILE/AM3C02748_SI_001.PDF](https://doi.org/10.1021/ACSAMI.3C02748/SUPPL_FILE/AM3C02748_SI_001.PDF).
- 147 M. Hosein Mohammadi, Morphological investigation and 3D simulation of plasmonic nanostructures to improve the efficiency of perovskite solar cells, *Sci. Rep.*, 2023, **3**, 18584, DOI: [10.1364/OPTICAOPEN.22724942](https://doi.org/10.1364/OPTICAOPEN.22724942).
- 148 X. Xu, C. C. Chueh, P. Jing, Z. Yang, X. Shi, T. Zhao, L. Y. Lin and A. K. Y. Jen, High-Performance Near-IR Photodetector Using Low-Bandgap MA_{0.5}FA_{0.5}Pb_{0.5}Sn_{0.5}I₃ Perovskite, *Adv. Funct. Mater.*, 2017, **27**, 1701053, DOI: [10.1002/ADFM.201701053](https://doi.org/10.1002/ADFM.201701053).
- 149 K. Yoshikawa, H. Kawasaki, W. Yoshida, T. Irie, K. Konishi, K. Nakano, T. Uto, D. Adachi, M. Kanematsu, H. Uzu and K. Yamamoto, Silicon heterojunction solar cell with interdigitated back contacts for a photoconversion efficiency over 26%, *Nat. Energy*, 2017, **2**, 1–8, DOI: [10.1038/nenergy.2017.32](https://doi.org/10.1038/nenergy.2017.32).
- 150 R. Lin, J. Xu, M. Wei, Y. Wang, Z. Qin, Z. Liu, J. Wu, K. Xiao, B. Chen, S. M. Park, G. Chen, H. R. Atapattu, K. R. Graham, J. Xu, J. Zhu, L. Li, C. Zhang, E. H. Sargent and H. Tan, All-perovskite tandem solar cells with improved grain surface passivation, *Nature*, 2022, **603**, 73–78, DOI: [10.1038/s41586-021-04372-8](https://doi.org/10.1038/s41586-021-04372-8).
- 151 N. J. Podraza, B. Subedi, C. Li, C. Chen, D. Liu, M. M. Junda, Z. Song and Y. Yan, Urbach energy and open-circuit voltage deficit for mixed anion–cation perovskite solar cells, *ACS Appl. Mater. Interfaces*, 2022, **14**, 7796–7804, DOI: [10.1021/ACSAMI.1C19122/SUPPL_FILE/AM1C19122_SI_001.PDF](https://doi.org/10.1021/ACSAMI.1C19122/SUPPL_FILE/AM1C19122_SI_001.PDF).



- 152 G. E. Eperon, T. Leijtens, K. A. Bush, R. Prasanna, T. Green, J. T. W. Wang, D. P. McMeekin, G. Volonakis, R. L. Milot, R. May, A. Palmstrom, D. J. Slotcavage, R. A. Belisle, J. B. Patel, E. S. Parrott, R. J. Sutton, W. Ma, F. Moghadam, B. Conings, A. Babayigit, H. G. Boyen, S. Bent, F. Giustino, L. M. Herz, M. B. Johnston, M. D. McGehee and H. J. Snaith, Perovskite-perovskite tandem photovoltaics with optimized band gaps, *Science*, 2016, **354**, 861–865, DOI: [10.1126/SCIENCE.AAF9717/SUPPL_FILE/EPERON.SM.PDF](https://doi.org/10.1126/SCIENCE.AAF9717/SUPPL_FILE/EPERON.SM.PDF).
- 153 X. Liu, Z. Yang, C. C. Chueh, A. Rajagopal, S. T. Williams, Y. Sun and A. K. Y. Jen, Improved efficiency and stability of Pb–Sn binary perovskite solar cells by Cs substitution, *J. Mater. Chem. A*, 2016, **4**, 17939–17945, DOI: [10.1039/C6TA07712A](https://doi.org/10.1039/C6TA07712A).
- 154 H. Bhunia, S. Chatterjee and A. J. Pal, Band Edges of Hybrid Halide Perovskites under the Influence of Mixed-Cation Approach: A Scanning Tunneling Spectroscopic Insight, *ACS Appl. Energy Mater.*, 2018, **1**, 4351–4358, DOI: [10.1021/ACSAEM.8B00964/SUPPL_FILE/AE8B00964_SI_001.PDF](https://doi.org/10.1021/ACSAEM.8B00964/SUPPL_FILE/AE8B00964_SI_001.PDF).
- 155 A. Rajagopal, R. J. Stoddard, H. W. Hillhouse and A. K. Y. Jen, On understanding bandgap bowing and optoelectronic quality in Pb–Sn alloy hybrid perovskites, *J. Mater. Chem. A*, 2019, **7**, 16285–16293, DOI: [10.1039/C9TA05308E](https://doi.org/10.1039/C9TA05308E).
- 156 B. Bin Yu, Z. Chen, Y. Zhu, Y. Wang, B. Han, G. Chen, X. Zhang, Z. Du and Z. He, Heterogeneous 2D/3D Tin-Halides Perovskite Solar Cells with Certified Conversion Efficiency Breaking 14%, *Adv. Mater.*, 2021, **33**, 2102055, DOI: [10.1002/ADMA.202102055](https://doi.org/10.1002/ADMA.202102055).
- 157 T. Krishnamoorthy, H. Ding, C. Yan, W. L. Leong, T. Baikie, Z. Zhang, M. Sherburne, S. Li, M. Asta, N. Mathews and S. G. Mhaisalkar, Lead-free germanium iodide perovskite materials for photovoltaic applications, *J. Mater. Chem. A*, 2015, **3**, 23829–23832, DOI: [10.1039/C5TA05741H](https://doi.org/10.1039/C5TA05741H).
- 158 A. A. Kanoun, M. B. Kanoun, A. E. Merad and S. Goumri-Said, Toward development of high-performance perovskite solar cells based on CH₃NH₃GeI₃ using computational approach, *Sol. Energy*, 2019, **182**, 237–244, DOI: [10.1016/J.SOLENER.2019.02.041](https://doi.org/10.1016/J.SOLENER.2019.02.041).
- 159 I. Kopacic, B. Friesenbichler, S. F. Hoefler, B. Kunert, H. Plank, T. Rath and G. Trimmel, Enhanced Performance of Germanium Halide Perovskite Solar Cells through Compositional Engineering, *ACS Appl. Energy Mater.*, 2018, **1**, 343–347, DOI: [10.1021/ACSAEM.8B00007/SUPPL_FILE/AE8B00007_SI_001.PDF](https://doi.org/10.1021/ACSAEM.8B00007/SUPPL_FILE/AE8B00007_SI_001.PDF).
- 160 M. S. Rahman, M. M. Rahman and M. Z. Haider, Optimization of inverted planar perovskite solar cells with environment-friendly MAPb_{0.25}Ge_{0.75}I₃ absorber approaching Shockley Queisser limit for efficiency, *Opt. Mater.*, 2022, **126**, 112202, DOI: [10.1016/J.OPTMAT.2022.112202](https://doi.org/10.1016/J.OPTMAT.2022.112202).
- 161 M. Nishat, M. K. Hossain, M. R. Hossain, S. Khanom, F. Ahmed and M. A. Hossain, Role of metal and anions in organo-metal halide perovskites CH₃NH₃MX₃ (M: Cu, Zn, Ga, Ge, Sn, Pb; X: Cl, Br, I) on structural and optoelectronic properties for photovoltaic applications, *RSC Adv.*, 2022, **12**, 13281–13294, DOI: [10.1039/D1RA08561A](https://doi.org/10.1039/D1RA08561A).
- 162 A. Taya, S. Kumar, T. A. Hackett and M. K. Kashyap, Optical absorption and stability enhancement in mixed lead, tin, and germanium hybrid halide perovskites for photovoltaic applications, *Vacuum*, 2022, **201**, 111106, DOI: [10.1016/J.VACUUM.2022.111106](https://doi.org/10.1016/J.VACUUM.2022.111106).
- 163 H. Sun, J. Zhang, X. Gan, L. Yu, H. Yuan, M. Shang, C. Lu, D. Hou, Z. Hu, Y. Zhu and L. Han, Pb-Reduced CsPb_{0.9}Zn_{0.1}Br₂ Thin Films for Efficient Perovskite Solar Cells, *Adv. Energy Mater.*, 2019, **9**, 1900896, DOI: [10.1002/AENM.201900896](https://doi.org/10.1002/AENM.201900896).
- 164 H. Bi, M. Chen, L. Wang, Z. Zhang, C. Ding, G. Kapil, S. R. Sahamir, Y. Sanehira, A. K. Baranwal, T. Kitamura, G. Shi, Q. Shen and S. Hayase, Pb-free perovskite solar cells composed of Sn/Ge(1:1) alloyed perovskite layer prepared by spin-coating, *Appl. Phys. Express*, 2023, **16**, 036501, DOI: [10.35848/1882-0786/ACBF02](https://doi.org/10.35848/1882-0786/ACBF02).
- 165 C. H. Chiang and C. G. Wu, Film Grain-Size Related Long-Term Stability of Inverted Perovskite Solar Cells, *ChemSusChem*, 2016, **9**, 2666–2672, DOI: [10.1002/CSSC.201600887](https://doi.org/10.1002/CSSC.201600887).
- 166 F. Li and M. Liu, Recent efficient strategies for improving the moisture stability of perovskite solar cells, *J. Mater. Chem. A*, 2017, **5**, 15447–15459, DOI: [10.1039/C7TA01325F](https://doi.org/10.1039/C7TA01325F).
- 167 J. A. Christians, P. Schulz, J. S. Tinkham, T. H. Schloemer, S. P. Harvey, B. J. Tremolet De Villers, A. Sellinger, J. J. Berry and J. M. Luther, Tailored interfaces of unencapsulated perovskite solar cells for >1,000 hour operational stability, *Nat. Energy*, 2018, **3**, 68–74, DOI: [10.1038/s41560-017-0067-y](https://doi.org/10.1038/s41560-017-0067-y).
- 168 L. Zhang, X. Liu, J. Li and S. McKechnie, Interactions between molecules and perovskites in halide perovskite solar cells, *Sol. Energy Mater. Sol. Cells*, 2018, **175**, 1–19, DOI: [10.1016/J.SOLMAT.2017.09.038](https://doi.org/10.1016/J.SOLMAT.2017.09.038).
- 169 J. Cao, C. Li, X. Lv, X. Feng, R. Meng, Y. Wu and Y. Tang, Efficient Grain Boundary Suture by Low-Cost Tetraammonium Zinc Phthalocyanine for Stable Perovskite Solar Cells with Expanded Photoresponse, *J. Am. Chem. Soc.*, 2018, **140**, 11577–11580, DOI: [10.1021/JACS.8B07025/SUPPL_FILE/JA8B07025_SI_001.PDF](https://doi.org/10.1021/JACS.8B07025/SUPPL_FILE/JA8B07025_SI_001.PDF).
- 170 T. Niu, J. Lu, R. Munir, J. Li, D. Barrit, X. Zhang, H. Hu, Z. Yang, A. Amassian, K. Zhao, S. Liu, T. Niu, J. Lu, J. Li, Z. Yang, K. Zhao, S. Liu, R. Munir, D. Barrit, H. Hu, A. Amassian and X. Zhang, Stable High-Performance Perovskite Solar Cells via Grain Boundary Passivation, *Adv. Mater.*, 2018, **30**, 1706576, DOI: [10.1002/ADMA.201706576](https://doi.org/10.1002/ADMA.201706576).
- 171 J. Sung Yun, J. Kim, T. Young, R. J. Patterson, D. Kim, J. Seidel, S. Lim, M. A. Green, S. Huang, A. Ho-Baillie, J. S. Yun, J. Kim, T. Young, R. J. Patterson, M. A. Green, S. Huang, A. Ho-Baillie, D. Kim, J. Seidel and S. Lim, Humidity-Induced Degradation via Grain Boundaries of HC(NH₂)₂PbI₃ Planar Perovskite Solar Cells, *Adv. Funct. Mater.*, 2018, **28**, 1705363, DOI: [10.1002/ADFM.201705363](https://doi.org/10.1002/ADFM.201705363).



- 172 J. Peng, J. I. Khan, W. Liu, E. Ugur, T. Duong, Y. Wu, H. Shen, K. Wang, H. Dang, E. Aydin, X. Yang, Y. Wan, K. J. Weber, K. R. Catchpole, F. Laquai, S. De Wolf and T. P. White, A Universal Double-Side Passivation for High Open-Circuit Voltage in Perovskite Solar Cells: Role of Carbonyl Groups in Poly(methyl methacrylate), *Adv. Energy Mater.*, 2018, **8**, 1801208, DOI: [10.1002/AENM.201801208](https://doi.org/10.1002/AENM.201801208).
- 173 J. Wei, F. Huang, S. Wang, L. Zhou, P. Jin, Y. Xin, Z. Cai, Z. Yin, Q. Pang and J. Z. Zhang, Highly Stable Hybrid Perovskite Solar Cells Modified with Polyethylenimine via Ionic Bonding, *ChemNanoMat*, 2018, **4**, 649–655, DOI: [10.1002/CNMA.201800064](https://doi.org/10.1002/CNMA.201800064).
- 174 A. Isakova and P. D. Topham, Polymer strategies in perovskite solar cells, *J. Polym. Sci., Part B: Polym. Phys.*, 2017, **55**, 549–568, DOI: [10.1002/POLB.24301](https://doi.org/10.1002/POLB.24301).
- 175 B. Mu, T. Liu and W. Tian, Long-Chain Hyperbranched Polymers: Synthesis, Properties, and Applications, *Macromol. Rapid Commun.*, 2019, **40**, 1800471, DOI: [10.1002/MARC.201800471](https://doi.org/10.1002/MARC.201800471).
- 176 Y. Du, X. Wang, D. Lian, Y. Liu, L. Zhang, S. Xu and S. Cao, Dendritic PAMAM polymers for strong perovskite intergranular interaction enhancing power conversion efficiency and stability of perovskite solar cells, *Electrochim. Acta*, 2020, **349**, 136387, DOI: [10.1016/J.ELECTACTA.2020.136387](https://doi.org/10.1016/J.ELECTACTA.2020.136387).
- 177 J. H. Kang, Y. J. Park, Y. Khan, Y. Ahn, J. H. Seo and B. Walker, Cationic polyelectrolytes as convenient electron extraction layers in perovskite solar cells, *Dyes Pigm.*, 2020, **182**, 108634, DOI: [10.1016/J.DYEPIG.2020.108634](https://doi.org/10.1016/J.DYEPIG.2020.108634).
- 178 A. Magomedov, A. Al-Ashouri, E. Kasparavičius, S. Strazdaite, G. Niaura, M. Jošt, T. Malinauskas, S. Albrecht and V. Getautis, Self-Assembled Hole Transporting Monolayer for Highly Efficient Perovskite Solar Cells, *Adv. Energy Mater.*, 2018, **8**, 1801892, DOI: [10.1002/AENM.201801892](https://doi.org/10.1002/AENM.201801892).
- 179 L. Xu, Y. Dai, H. Zhang and W. Huang, Efficient, high yield perovskite/fullerene planar-heterojunction solar cells via one-step spin-coating processing, *RSC Adv.*, 2016, **6**, 48449–48454, DOI: [10.1039/C6RA07068J](https://doi.org/10.1039/C6RA07068J).
- 180 A. A. Syed, C. Y. Poon, H. W. Li and F. Zhu, A sodium citrate-modified-PEDOT:PSS hole transporting layer for performance enhancement in inverted planar perovskite solar cells, *J. Mater. Chem. C*, 2019, **7**, 5260–5266, DOI: [10.1039/C8TC06043F](https://doi.org/10.1039/C8TC06043F).
- 181 H. Tang, Y. Shang, W. Zhou, Z. Peng and Z. Ning, Energy Level Tuning of PEDOT:PSS for High Performance Tin-Lead Mixed Perovskite Solar Cells, *Sol. RRL*, 2019, **3**, 1800256, DOI: [10.1002/SOLR.201800256](https://doi.org/10.1002/SOLR.201800256).
- 182 L. Xu, Y. Li, C. Zhang, Y. Liu, C. Zheng, W. Z. Lv, M. Li, Y. Chen, W. Huang and R. Chen, Improving the efficiency and stability of inverted perovskite solar cells by CuSCN-doped PEDOT:PSS, *Sol. Energy Mater. Sol. Cells*, 2020, **206**, 110316, DOI: [10.1016/J.SOLMAT.2019.110316](https://doi.org/10.1016/J.SOLMAT.2019.110316).
- 183 S. Ma, X. Liu, Y. Wu, Y. Tao, Y. Ding, M. Cai, S. Dai, X. Liu, A. Alsaedi and T. Hayat, Efficient and flexible solar cells with improved stability through incorporation of a multifunctional small molecule at PEDOT:PSS/perovskite interface, *Sol. Energy Mater. Sol. Cells*, 2020, **208**, 110379, DOI: [10.1016/J.SOLMAT.2019.110379](https://doi.org/10.1016/J.SOLMAT.2019.110379).
- 184 W. H. K. Perera, M. G. Masteghin, H. Shim, J. D. Davies, J. L. Ryan, S. J. Hinder, J. S. Yun, W. Zhang, K. D. G. I. Jayawardena and S. R. P. Silva, Modification of Hydrophobic Self-Assembled Monolayers with Nanoparticles for Improved Wettability and Enhanced Carrier Lifetimes Over Large Areas in Perovskite Solar Cells, *Sol. RRL*, 2023, **7**, 2300388, DOI: [10.1002/SOLR.202300388](https://doi.org/10.1002/SOLR.202300388).
- 185 F. Giustino and H. J. Snaith, Toward Lead-Free Perovskite Solar Cells, *ACS Energy Lett.*, 2016, **1**, 1233–1240, DOI: [10.1021/ACSENERGYLETT.6B00499/ASSET/IMAGES/LARGE/NZ-2016-00499F_0004.JPEG](https://doi.org/10.1021/ACSENERGYLETT.6B00499/ASSET/IMAGES/LARGE/NZ-2016-00499F_0004.JPEG).
- 186 E. Greul, M. L. Petrus, A. Binek, P. Docampo and T. Bein, Highly stable, phase pure Cs₂AgBiBr₆ double perovskite thin films for optoelectronic applications, *J. Mater. Chem. A*, 2017, **5**, 19972–19981, DOI: [10.1039/C7TA06816F](https://doi.org/10.1039/C7TA06816F).
- 187 W. Ning, F. Wang, B. Wu, J. Lu, Z. Yan, X. Liu, Y. Tao, J. M. Liu, W. Huang, M. Fahlman, L. Hultman, T. C. Sum and F. Gao, Long Electron-Hole Diffusion Length in High-Quality Lead-Free Double Perovskite Films, *Adv. Mater.*, 2018, **30**, 1706246, DOI: [10.1002/ADMA.201706246](https://doi.org/10.1002/ADMA.201706246).
- 188 W. Tress and M. T. Sirtl, Cs₂AgBiBr₆ Double Perovskites as Lead-Free Alternatives for Perovskite Solar Cells?, *Sol. RRL*, 2022, **6**, 2100770, DOI: [10.1002/SOLR.202100770](https://doi.org/10.1002/SOLR.202100770).
- 189 C. Wu, Q. Zhang, Y. Liu, W. Luo, X. Guo, Z. Huang, H. Ting, W. Sun, X. Zhong, S. Wei, S. Wang, Z. Chen and L. Xiao, The Dawn of Lead-Free Perovskite Solar Cell: Highly Stable Double Perovskite Cs₂AgBiBr₆ Film, *Adv. Sci.*, 2018, **5**, 1700759, DOI: [10.1002/ADVS.201700759](https://doi.org/10.1002/ADVS.201700759).
- 190 M. Wang, P. Zeng, S. Bai, J. Gu, F. Li, Z. Yang and M. Liu, High-Quality Sequential-Vapor-Deposited Cs₂AgBiBr₆ Thin Films for Lead-Free Perovskite Solar Cells, *Sol. RRL*, 2018, **2**, 1800217, DOI: [10.1002/SOLR.201800217](https://doi.org/10.1002/SOLR.201800217).
- 191 F. Igbari, R. Wang, Z. K. Wang, X. J. Ma, Q. Wang, K. L. Wang, Y. Zhang, L. S. Liao and Y. Yang, Composition Stoichiometry of Cs₂AgBiBr₆ Films for Highly Efficient Lead-Free Perovskite Solar Cells, *Nano Lett.*, 2019, **19**, 2066–2073, DOI: [10.1021/ACS.NANOLETT.9B00238/SUPPL_FILE/NL9B00238_SI_001.PDF](https://doi.org/10.1021/ACS.NANOLETT.9B00238/SUPPL_FILE/NL9B00238_SI_001.PDF).
- 192 W. Gao, C. Ran, J. Xi, B. Jiao, W. Zhang, M. Wu, X. Hou and Z. Wu, High-Quality Cs₂AgBiBr₆ Double Perovskite Film for Lead-Free Inverted Planar Heterojunction Solar Cells with 2.2% Efficiency, *ChemPhysChem*, 2018, **19**, 1696–1700, DOI: [10.1002/CPHC.201800346](https://doi.org/10.1002/CPHC.201800346).
- 193 B. Wang, N. Li, L. Yang, C. Dall'agnese, A. K. Jena, S. I. Sasaki, T. Miyasaka, H. Tamiaki and X. F. Wang, Chlorophyll Derivative-Sensitized TiO₂ Electron Transport Layer for Record Efficiency of Cs₂AgBiBr₆ Double Perovskite Solar Cells, *J. Am. Chem. Soc.*, 2021, **143**, 2207–2211, DOI: [10.1021/JACS.0C12786/SUPPL_FILE/JA0C12786_SI_001.PDF](https://doi.org/10.1021/JACS.0C12786/SUPPL_FILE/JA0C12786_SI_001.PDF).



- 194 L. Yang, P. Hou, B. Wang, C. Dall'Agnese, Y. Dall'Agnese, G. Chen, Y. Gogotsi, X. Meng and X. F. Wang, Performance improvement of dye-sensitized double perovskite solar cells by adding Ti3C2Tx MXene, *Chem. Eng. J.*, 2022, **446**, 136963, DOI: [10.1016/J.CEJ.2022.136963](https://doi.org/10.1016/J.CEJ.2022.136963).
- 195 B. Wang, L. Yang, C. Dall'Agnese, A. K. Jena, S. ichi Sasaki, T. Miyasaka, H. Tamiaki and X. F. Wang, Photoactive Zn-Chlorophyll Hole Transporter-Sensitized Lead-Free Cs2AgBiBr6 Perovskite Solar Cells, *Sol. RRL*, 2020, **4**, 2000166, DOI: [10.1002/SOLR.202000166](https://doi.org/10.1002/SOLR.202000166).
- 196 Y. Liu, L. Zhang, M. Wang, Y. Zhong, M. Huang, Y. Long and H. Zhu, Bandgap-tunable double-perovskite thin films by solution processing, *Mater. Today*, 2019, **28**, 25–30, DOI: [10.1016/J.MATTOD.2019.04.023](https://doi.org/10.1016/J.MATTOD.2019.04.023).
- 197 F. Wei, Z. Deng, S. Sun, N. T. P. Hartono, H. L. Seng, T. Buonassisi, P. D. Bristowe and A. K. Cheetham, Enhanced visible light absorption for lead-free double perovskite Cs2AgSbBr6, *Chem. Commun.*, 2019, **55**, 3721–3724, DOI: [10.1039/C9CC01134J](https://doi.org/10.1039/C9CC01134J).
- 198 Z. Zhang, Q. Sun, Y. Lu, F. Lu, X. Mu, S. H. Wei and M. Sui, Hydrogenated Cs2AgBiBr6 for significantly improved efficiency of lead-free inorganic double perovskite solar cell, *Nat. Commun.*, 2022, **13**, 1–12, DOI: [10.1038/s41467-022-31016-w](https://doi.org/10.1038/s41467-022-31016-w).
- 199 B. Ghosh, B. Febriansyah, P. C. Harikesh, T. M. Koh, S. Hadke, L. H. Wong, J. England, S. G. Mhaisalkar and N. Mathews, Direct Band Gap Mixed-Valence Organic-inorganic Gold Perovskite as Visible Light Absorbers, *Chem. Mater.*, 2020, **32**, 6318–6325, DOI: [10.1021/ACS.CHEMMATER.0C00345/SUPPL_FILE/CMOC00345_SI_003.CIF](https://doi.org/10.1021/ACS.CHEMMATER.0C00345/SUPPL_FILE/CMOC00345_SI_003.CIF).
- 200 E. Greul, M. L. Petrus, A. Binek, P. Docampo and T. Bein, Highly stable, phase pure Cs2AgBiBr6 double perovskite thin films for optoelectronic applications, *J. Mater. Chem. A*, 2017, **5**, 19972–19981, DOI: [10.1039/C7TA06816F](https://doi.org/10.1039/C7TA06816F).
- 201 W. Ning, F. Wang, B. Wu, J. Lu, Z. Yan, X. Liu, Y. Tao, J. M. Liu, W. Huang, M. Fahlman, L. Hultman, T. C. Sum and F. Gao, Long Electron–Hole Diffusion Length in High-Quality Lead-Free Double Perovskite Films, *Adv. Mater.*, 2018, **30**, 1706246, DOI: [10.1002/ADMA.201706246](https://doi.org/10.1002/ADMA.201706246).
- 202 C. Wu, Q. Zhang, Y. Liu, W. Luo, X. Guo, Z. Huang, H. Ting, W. Sun, X. Zhong, S. Wei, S. Wang, Z. Chen, L. Xiao, C. Wu, Q. Zhang, Y. Liu, W. Luo, X. Guo, Z. Huang, H. Ting, W. Sun, X. Zhong, S. Wei, S. Wang, Z. Chen and L. Xiao, The Dawn of Lead-Free Perovskite Solar Cell: Highly Stable Double Perovskite Cs2AgBiBr6 Film, *Advanced Science*, 2018, **5**, 1700759, DOI: [10.1002/ADVS.201700759](https://doi.org/10.1002/ADVS.201700759).
- 203 H. Wu, Y. Wang, A. Liu, J. Wang, B. J. Kim, Y. Liu, Y. Fang, X. Zhang, G. Boschloo and E. M. J. Johansson, Methylammonium Bromide Assisted Crystallization for Enhanced Lead-Free Double Perovskite Photovoltaic Performance, *Adv. Funct. Mater.*, 2022, **32**, 2109402, DOI: [10.1002/ADFM.202109402](https://doi.org/10.1002/ADFM.202109402).
- 204 B. Li, X. Wu, S. Zhang, Z. Li, D. Gao, X. Chen, S. Xiao, C. C. Chueh, A. K. Y. Jen and Z. Zhu, Efficient and stable Cs2AgBiBr6 double perovskite solar cells through in-situ surface modulation, *Chem. Eng. J.*, 2022, **446**, 137144, DOI: [10.1016/J.CEJ.2022.137144](https://doi.org/10.1016/J.CEJ.2022.137144).
- 205 Z. Zhang, Q. Sun, Y. Lu, F. Lu, X. Mu, S. H. Wei and M. Sui, Hydrogenated Cs2AgBiBr6 for significantly improved efficiency of lead-free inorganic double perovskite solar cell, *Nat. Commun.*, 2022, **13**, 1–12, DOI: [10.1038/s41467-022-31016-w](https://doi.org/10.1038/s41467-022-31016-w).
- 206 *Oxford PV Sets New Solar Cell World Record | Oxford PV*, (n.d.), <https://www.oxfordpv.com/news/oxford-pv-sets-new-solar-cell-world-record>, (accessed June 14, 2023).
- 207 K. Jäger, J. Sutter, M. Hammerschmidt, P. I. Schneider and C. Becker, Prospects of light management in perovskite/silicon tandem solar cells, *Nanophotonics*, 2021, **10**, 1991–2000, DOI: [10.1515/NANOPH-2020-0674/ASSET/GRAPHIC/J_NANOPH-2020-0674_FIG_002.JPG](https://doi.org/10.1515/NANOPH-2020-0674/ASSET/GRAPHIC/J_NANOPH-2020-0674_FIG_002.JPG).
- 208 J. Liu, H. Wen and L. Shen, Detailed balance limit of the efficiency of tandem solar cells, *J. Phys. D Appl. Phys.*, 1980, **13**, 839, DOI: [10.1088/0022-3727/13/5/018](https://doi.org/10.1088/0022-3727/13/5/018).
- 209 T. Moot, J. Werner, G. E. Eperon, K. Zhu, J. J. Berry, M. D. McGehee and J. M. Luther, Choose Your Own Adventure: Fabrication of Monolithic All-Perovskite Tandem Photovoltaics, *Adv. Mater.*, 2020, **32**, 2003312, DOI: [10.1002/ADMA.202003312](https://doi.org/10.1002/ADMA.202003312).
- 210 M. M. Tavakoli, S. M. Zakeeruddin, M. Grätzel and Z. Fan, Large-Grain Tin-Rich Perovskite Films for Efficient Solar Cells via Metal Alloying Technique, *Adv. Mater.*, 2018, **30**, 1705998, DOI: [10.1002/ADMA.201705998](https://doi.org/10.1002/ADMA.201705998).
- 211 K. Hamada, R. Tanaka, M. A. Kamarudin, Q. Shen, S. Iikubo, T. Minemoto, K. Yoshino, T. Toyoda, T. Ma, D. W. Kang and S. Hayase, Enhanced Device Performance with Passivation of the TiO2 Surface Using a Carboxylic Acid Fullerene Monolayer for a SnPb Perovskite Solar Cell with a Normal Planar Structure, *ACS Appl. Mater. Interfaces*, 2020, **12**, 17776–17782, DOI: [10.1021/ACSAMI.0C01411/SUPPL_FILE/AMOC01411_SI_001.PDF](https://doi.org/10.1021/ACSAMI.0C01411/SUPPL_FILE/AMOC01411_SI_001.PDF).
- 212 J. Tong, Q. Jiang, A. J. Ferguson, A. F. Palmstrom, X. Wang, J. Hao, S. P. Dunfield, A. E. Louks, S. P. Harvey, C. Li, H. Lu, R. M. France, S. A. Johnson, F. Zhang, M. Yang, J. F. Geisz, M. D. McGehee, M. C. Beard, Y. Yan, D. Kuciauskas, J. J. Berry and K. Zhu, Carrier control in Sn–Pb perovskites via 2D cation engineering for all-perovskite tandem solar cells with improved efficiency and stability, *Nat. Energy*, 2022, **7**, 642–651, DOI: [10.1038/s41560-022-01046-1](https://doi.org/10.1038/s41560-022-01046-1).
- 213 M. G. Walter, E. L. Warren, J. R. McKone, S. W. Boettcher, Q. Mi, E. A. Santori and N. S. Lewis, Solar water splitting cells, *Chem. Rev.*, 2010, **110**, 6446–6473, DOI: [10.1021/CR1002326/ASSET/IMAGES/LARGE/CR-2010-002326_0024.JPEG](https://doi.org/10.1021/CR1002326/ASSET/IMAGES/LARGE/CR-2010-002326_0024.JPEG).
- 214 X. Li, L. Zhao, J. Yu, X. Liu, X. Zhang, H. Liu and W. Zhou, Water Splitting: From Electrode to Green Energy System, *Nano-Micro Lett.*, 2020, **12**, 1–29, DOI: [10.1007/S40820-020-00469-3](https://doi.org/10.1007/S40820-020-00469-3).
- 215 Z. Wang, Y. Gu and L. Wang, Revisiting solar hydrogen production through photovoltaic-electrocatalytic and photoelectrochemical water splitting, *Front. Energy*, 2021, **15**, 596–599, DOI: [10.1007/S11708-021-0745-0/METRICS](https://doi.org/10.1007/S11708-021-0745-0/METRICS).



- 216 J. Gao, F. Sahli, C. Liu, D. Ren, X. Guo, J. Werner, Q. Jeangros, S. M. Zakeeruddin, C. Ballif, M. Grätzel and J. Luo, Solar Water Splitting with Perovskite/Silicon Tandem Cell and TiC-Supported Pt Nanocluster Electrocatalyst, *Joule*, 2019, 3, 2930–2941, DOI: [10.1016/j.joule.2019.10.002](https://doi.org/10.1016/j.joule.2019.10.002).
- 217 Y. Wang, A. Sharma, T. Duong, H. Arandiyan, T. Zhao, D. Zhang, Z. Su, M. Garbrecht, F. J. Beck, S. Karuturi, C. Zhao and K. Catchpole, Direct Solar Hydrogen Generation at 20% Efficiency Using Low-Cost Materials, *Adv. Energy Mater.*, 2021, 11, 2101053, DOI: [10.1002/AENM.202101053](https://doi.org/10.1002/AENM.202101053).
- 218 S. Pan, R. Li, Q. Zhang, C. Cui, M. Wang, B. Shi, P. Wang, C. Zhang, B. Zhang, Y. Zhao and X. Zhang, An over 20% solar-to-hydrogen efficiency system comprising a self-reconstructed NiCoFe-based hydroxide nanosheet electrocatalyst and monolithic perovskite/silicon tandem solar cell, *J. Mater. Chem. A*, 2021, 9, 14085–14092, DOI: [10.1039/D1TA03126K](https://doi.org/10.1039/D1TA03126K).
- 219 G. E. Eperon, T. Leijtens, K. A. Bush, R. Prasanna, T. Green, J. T. W. Wang, D. P. McMeekin, G. Volonakis, R. L. Milot, R. May, A. Palmstrom, D. J. Slotcavage, R. A. Belisle, J. B. Patel, E. S. Parrott, R. J. Sutton, W. Ma, F. Moghadam, B. Conings, A. Babayigit, H. G. Boyen, S. Bent, F. Giustino, L. M. Herz, M. B. Johnston, M. D. McGehee and H. J. Snaith, Perovskite-perovskite tandem photovoltaics with optimized band gaps, *Science*, 2016, 354, 861–865, DOI: [10.1126/SCIENCE.AAF9717/SUPPL_FILE/EPERON.SM.PDF](https://doi.org/10.1126/SCIENCE.AAF9717/SUPPL_FILE/EPERON.SM.PDF).
- 220 D. Zhao, Y. Yu, C. Wang, W. Liao, N. Shrestha, C. R. Grice, A. J. Cimaroli, L. Guan, R. J. Ellingson, K. Zhu, X. Zhao, R. G. Xiong and Y. Yan, Low-bandgap mixed tin-lead iodide perovskite absorbers with long carrier lifetimes for all-perovskite tandem solar cells, *Nat. Energy*, 2017, 2, 1–7, DOI: [10.1038/nenergy.2017.18](https://doi.org/10.1038/nenergy.2017.18).
- 221 D. Zhao, C. Wang, Z. Song, Y. Yu, C. Chen, X. Zhao, K. Zhu and Y. Yan, Four-Terminal All-Perovskite Tandem Solar Cells Achieving Power Conversion Efficiencies Exceeding 23%, *ACS Energy Lett.*, 2018, 3, 305–306, DOI: [10.1021/ACSENERGYLETT.7B01287/SUPPL_FILE/NZ7B01287_SI_001.PDF](https://doi.org/10.1021/ACSENERGYLETT.7B01287/SUPPL_FILE/NZ7B01287_SI_001.PDF).
- 222 J. Tong, Z. Song, D. H. Kim, X. Chen, C. Chen, A. F. Palmstrom, P. F. Ndione, M. O. Reese, S. P. Dunfield, O. G. Reid, J. Liu, F. Zhang, S. P. Harvey, Z. Li, S. T. Christensen, G. Teeter, D. Zhao, M. M. Al-Jassim, M. F. A. M. Van Hest, M. C. Beard, S. E. Shaheen, J. J. Berry, Y. Yan and K. Zhu, Carrier lifetimes of >1 ms in Sn-Pb perovskites enable efficient all-perovskite tandem solar cells, *Science*, 2019, 364, 475–479, DOI: [10.1126/SCIENCE.AAV7911/SUPPL_FILE/AAV7911_TONG_SM.PDF](https://doi.org/10.1126/SCIENCE.AAV7911/SUPPL_FILE/AAV7911_TONG_SM.PDF).
- 223 W. Zhang, L. Huang, W. Zheng, S. Zhou, X. Hu, J. Zhou, J. Li, J. Liang, W. Ke and G. Fang, Revealing key factors of efficient narrow-bandgap mixed lead-tin perovskite solar cells via numerical simulations and experiments, *Nano Energy*, 2022, 96, 107078, DOI: [10.1016/j.nanoen.2022.107078](https://doi.org/10.1016/j.nanoen.2022.107078).
- 224 J. H. Heo and S. H. Im, CH₃NH₃PbBr₃-CH₃NH₃PbI₃ Perovskite-Perovskite Tandem Solar Cells with Exceeding 2.2 V Open Circuit Voltage, *Adv. Mater.*, 2016, 28, 5121–5125, DOI: [10.1002/ADMA.201501629](https://doi.org/10.1002/ADMA.201501629).
- 225 D. Forgács, L. Gil-Escrig, D. Pérez-Del-Rey, C. Momblona, J. Werner, B. Niesen, C. Ballif, M. Sessolo and H. J. Bolink, Efficient Monolithic Perovskite/Perovskite Tandem Solar Cells, *Adv. Energy Mater.*, 2017, 7, 1602121, DOI: [10.1002/AENM.201602121](https://doi.org/10.1002/AENM.201602121).
- 226 A. Rajagopal, Z. Yang, S. B. Jo, I. L. Braly, P. W. Liang, H. W. Hillhouse and A. K. Y. Jen, Highly Efficient Perovskite-Perovskite Tandem Solar Cells Reaching 80% of the Theoretical Limit in Photovoltage, *Adv. Mater.*, 2017, 29, 1702140, DOI: [10.1002/ADMA.201702140](https://doi.org/10.1002/ADMA.201702140).
- 227 D. Zhao, C. Chen, C. Wang, M. M. Junda, Z. Song, C. R. Grice, Y. Yu, C. Li, B. Subedi, N. J. Podraza, X. Zhao, G. Fang, R. G. Xiong, K. Zhu and Y. Yan, Efficient two-terminal all-perovskite tandem solar cells enabled by high-quality low-bandgap absorber layers, *Nat. Energy*, 2018, 3, 1093–1100, DOI: [10.1038/s41560-018-0278-x](https://doi.org/10.1038/s41560-018-0278-x).
- 228 R. Lin, K. Xiao, Z. Qin, Q. Han, C. Zhang, M. Wei, M. I. Saidaminov, Y. Gao, J. Xu, M. Xiao, A. Li, J. Zhu, E. H. Sargent and H. Tan, Monolithic all-perovskite tandem solar cells with 24.8% efficiency exploiting comproportionation to suppress Sn(ii) oxidation in precursor ink, *Nat. Energy*, 2019, 4, 864–873, DOI: [10.1038/s41560-019-0466-3](https://doi.org/10.1038/s41560-019-0466-3).
- 229 K. Xiao, R. Lin, Q. Han, Y. Hou, Z. Qin, H. T. Nguyen, J. Wen, M. Wei, V. Yeddu, M. I. Saidaminov, Y. Gao, X. Luo, Y. Wang, H. Gao, C. Zhang, J. Xu, J. Zhu, E. H. Sargent and H. Tan, All-perovskite tandem solar cells with 24.2% certified efficiency and area over 1 cm² using surface-anchoring zwitterionic antioxidant, *Nat. Energy*, 2020, 5, 870–880, DOI: [10.1038/s41560-020-00705-5](https://doi.org/10.1038/s41560-020-00705-5).
- 230 R. W. Crisp, G. F. Pach, J. M. Kurley, R. M. France, M. O. Reese, S. U. Nanayakkara, B. A. Macleod, D. V. Talapin, M. C. Beard and J. M. Luther, Tandem Solar Cells from Solution-Processed CdTe and PbS Quantum Dots Using a ZnTe-ZnO Tunnel Junction, *Nano Lett.*, 2017, 17, 1020–1027, DOI: [10.1021/ACS.NANOLETT.6B04423/SUPPL_FILE/NL6B04423_SI_001.PDF](https://doi.org/10.1021/ACS.NANOLETT.6B04423/SUPPL_FILE/NL6B04423_SI_001.PDF).
- 231 A. Alhashmi, M. B. Kanoun and S. Goumri-Said, Machine Learning for Halide Perovskite Materials ABX₃ (B = Pb, X = I, Br, Cl) Assessment of Structural Properties and Band Gap Engineering for Solar Energy, *Materials*, 2023, 16, 2657, DOI: [10.3390/MA16072657/S1](https://doi.org/10.3390/MA16072657/S1).
- 232 F. Ünlü, E. Jung, J. Haddad, A. Kulkarni, S. Öz, H. Choi, T. Fischer, S. Chakraborty, T. Kirchartz and S. Mathur, Understanding the interplay of stability and efficiency in A-site engineered lead halide perovskites, *APL Mater.*, 2020, 8, 070901, DOI: [10.1063/5.0011851/594699](https://doi.org/10.1063/5.0011851/594699).
- 233 S. R. Pering, The differences in crystal structure and phase of lead-free perovskite solar cell materials, *Discov. Mater.*, 2023, 3, 1–17, DOI: [10.1007/S43939-023-00055-5](https://doi.org/10.1007/S43939-023-00055-5).



- 234 Y. Yu, J. Xia and Y. Liang, Basic understanding of perovskite solar cells and passivation mechanism, *AIP Adv.*, 2022, **12**, 055307, DOI: [10.1063/5.0058441/2819457](https://doi.org/10.1063/5.0058441/2819457).
- 235 W. Zhao, Z. Yao, F. Yu, D. Yang, S. Liu, W. Zhao, Z. Yao, F. Yu, D. Yang and S. Liu, Alkali Metal Doping for Improved CH₃NH₃PbI₃ Perovskite Solar Cells, *Adv. Sci.*, 2018, **5**, 1700131, DOI: [10.1002/ADVS.201700131](https://doi.org/10.1002/ADVS.201700131).
- 236 X. Gong, L. Guan, H. Pan, Q. Sun, X. Zhao, H. Li, H. Pan, Y. Shen, Y. Shao, L. Sun, Z. Cui, L. Ding and M. Wang, Highly Efficient Perovskite Solar Cells via Nickel Passivation, *Adv. Funct. Mater.*, 2018, **28**, 1804286, DOI: [10.1002/ADFM.201804286](https://doi.org/10.1002/ADFM.201804286).
- 237 Y. Zhang, C. C. Zhang, C. H. Gao, M. Li, X. J. Ma, Z. K. Wang and L. S. Liao, N-type Doping of Organic-Inorganic Hybrid Perovskites Toward High-Performance Photovoltaic Devices, *Sol. RRL*, 2019, **3**, 1800269, DOI: [10.1002/SOLR.201800269](https://doi.org/10.1002/SOLR.201800269).
- 238 J. Zhang, R. Chen, Y. Wu, M. Shang, Z. Zeng, Y. Zhang, Y. Zhu and L. Han, Extrinsic Movable Ions in MAPbI₃ Modulate Energy Band Alignment in Perovskite Solar Cells, *Adv. Energy Mater.*, 2018, **8**, 1701981, DOI: [10.1002/AENM.201701981](https://doi.org/10.1002/AENM.201701981).
- 239 M. T. Klug, A. Osherov, A. A. Haghighirad, S. D. Stranks, P. R. Brown, S. Bai, J. T. W. Wang, X. Dang, V. Bulović, H. J. Snaith and A. M. Belcher, Tailoring metal halide perovskites through metal substitution: influence on photovoltaic and material properties, *Energy Environ. Sci.*, 2017, **10**, 236–246, DOI: [10.1039/C6EE03201J](https://doi.org/10.1039/C6EE03201J).
- 240 T. A. Chowdhury, M. A. Bin Zafar, M. Sajjad-Ul Islam, M. Shahinuzzaman, M. A. Islam and M. U. Khandaker, Stability of perovskite solar cells: issues and prospects, *RSC Adv.*, 2023, **13**, 1787, DOI: [10.1039/D2RA05903G](https://doi.org/10.1039/D2RA05903G).
- 241 S. S. Dipta and A. Uddin, Stability Issues of Perovskite Solar Cells: A Critical Review, *Energy Technol.*, 2021, **9**, 2100560, DOI: [10.1002/ENTE.202100560](https://doi.org/10.1002/ENTE.202100560).
- 242 Q. Yuan, K. B. Lohmann, R. D. J. Oliver, A. J. Ramadan, S. Yan, J. M. Ball, M. G. Christoforo, N. K. Noel, H. J. Snaith, L. M. Herz and M. B. Johnston, Thermally Stable Perovskite Solar Cells by All-Vacuum Deposition, *ACS Appl. Mater. Interfaces*, 2022, **15**, 772–781, DOI: [10.1021/ACSAMI.2C14658/ASSET/IMAGES/LARGE/AM2C14658_0004.JPEG](https://doi.org/10.1021/ACSAMI.2C14658/ASSET/IMAGES/LARGE/AM2C14658_0004.JPEG).
- 243 Z. Zhou, Z. Qiang, T. Sakamaki, I. Takei, R. Shang and E. Nakamura, Organic/Inorganic Hybrid p-Type Semiconductor Doping Affords Hole Transporting Layer Free Thin-Film Perovskite Solar Cells with High Stability, *ACS Appl. Mater. Interfaces*, 2019, **11**(25), 22603–22611, DOI: [10.1021/ACSAMI.9B06513/SUPPL_FILE/AM9B06513_SI_001.PDF](https://doi.org/10.1021/ACSAMI.9B06513/SUPPL_FILE/AM9B06513_SI_001.PDF).
- 244 F. Xie, C. C. Chen, Y. Wu, X. Li, M. Cai, X. Liu, X. Yang and L. Han, Vertical recrystallization for highly efficient and stable formamidinium-based inverted-structure perovskite solar cells, *Energy Environ. Sci.*, 2017, **10**, 1942–1949, DOI: [10.1039/C7EE01675A](https://doi.org/10.1039/C7EE01675A).
- 245 N. Arora, M. I. Dar, A. Hinderhofer, N. Pellet, F. Schreiber, S. M. Zakeeruddin and M. Grätzel, Perovskite solar cells with CuSCN hole extraction layers yield stabilized efficiencies greater than 20%, *Science*, 2017, **358**, 768–771, DOI: [10.1126/SCIENCE.AAM5655/SUPPL_FILE/AAM5655_ARORA_SM.PDF](https://doi.org/10.1126/SCIENCE.AAM5655/SUPPL_FILE/AAM5655_ARORA_SM.PDF).
- 246 E. H. Jung, N. J. Jeon, E. Y. Park, C. S. Moon, T. J. Shin, T. Y. Yang, J. H. Noh and J. Seo, Efficient, stable and scalable perovskite solar cells using poly(3-hexylthiophene), *Nature*, 2019, **567**, 511–515, DOI: [10.1038/s41586-019-1036-3](https://doi.org/10.1038/s41586-019-1036-3).
- 247 S. Akin, Hysteresis-Free Planar Perovskite Solar Cells with a Breakthrough Efficiency of 22% and Superior Operational Stability over 2000 h, *ACS Appl. Mater. Interfaces*, 2019, **11**, 39998–40005, DOI: [10.1021/ACSAMI.9B13876/SUPPL_FILE/AM9B13876_SI_001.PDF](https://doi.org/10.1021/ACSAMI.9B13876/SUPPL_FILE/AM9B13876_SI_001.PDF).
- 248 Y. Li, B. Shi, Q. Xu, L. Yan, N. Ren, Y. Chen, W. Han, Q. Huang, Y. Zhao and X. Zhang, Wide Bandgap Interface Layer Induced Stabilized Perovskite/Silicon Tandem Solar Cells with Stability over Ten Thousand Hours, *Adv. Energy Mater.*, 2021, **11**, 2102046, DOI: [10.1002/AENM.202102046](https://doi.org/10.1002/AENM.202102046).
- 249 S. M. Bang, S. S. Shin, N. J. Jeon, Y. Y. Kim, G. Kim, T. Y. Yang and J. Seo, Defect-Tolerant Sodium-Based Dopant in Charge Transport Layers for Highly Efficient and Stable Perovskite Solar Cells, *ACS Energy Lett.*, 2020, **5**, 1198–1205, DOI: [10.1021/ACSENERGYLETT.0C00514/SUPPL_FILE/NZ0C00514_SI_001.PDF](https://doi.org/10.1021/ACSENERGYLETT.0C00514/SUPPL_FILE/NZ0C00514_SI_001.PDF).
- 250 J. You, L. Meng, T. Bin Song, T. F. Guo, W. H. Chang, Z. Hong, H. Chen, H. Zhou, Q. Chen, Y. Liu, N. De Marco and Y. Yang, Improved air stability of perovskite solar cells via solution-processed metal oxide transport layers, *Nat. Nanotechnol.*, 2015, **11**, 75–81, DOI: [10.1038/nnano.2015.230](https://doi.org/10.1038/nnano.2015.230).
- 251 R. Wang, J. Xue, L. Meng, J. W. Lee, Z. Zhao, P. Sun, L. Cai, T. Huang, Z. Wang, Z. K. Wang, Y. Duan, J. L. Yang, S. Tan, Y. Yuan, Y. Huang and Y. Yang, Caffeine Improves the Performance and Thermal Stability of Perovskite Solar Cells, *Joule*, 2019, **3**, 1464–1477, DOI: [10.1016/j.joule.2019.04.005](https://doi.org/10.1016/j.joule.2019.04.005).
- 252 D. Yang, R. Yang, K. Wang, C. Wu, X. Zhu, J. Feng, X. Ren, G. Fang, S. Priya and S. (Frank) Liu, High efficiency planar-type perovskite solar cells with negligible hysteresis using EDTA-complexed SnO₂, *Nat. Commun.*, 2018, **9**, 1–11, DOI: [10.1038/s41467-018-05760-x](https://doi.org/10.1038/s41467-018-05760-x).
- 253 I. Hwang, M. Baek and K. Yong, Core/Shell Structured TiO₂/CdS Electrode to Enhance the Light Stability of Perovskite Solar Cells, *ACS Appl. Mater. Interfaces*, 2015, **7**, 27863–27870, DOI: [10.1021/ACSAMI.5B09442/SUPPL_FILE/AM5B09442_SI_001.PDF](https://doi.org/10.1021/ACSAMI.5B09442/SUPPL_FILE/AM5B09442_SI_001.PDF).
- 254 X. Li, S. Fu, S. Liu, Y. Wu, W. Zhang, W. Song and J. Fang, Suppressing the ions-induced degradation for operationally stable perovskite solar cells, *Nano Energy*, 2019, **64**, 103962, DOI: [10.1016/J.NANOEN.2019.103962](https://doi.org/10.1016/J.NANOEN.2019.103962).
- 255 J. Zheng, L. Zhu, Z. Shen, F. Li, L. Ling, H. Li and C. Chen, Effects of the incorporation amounts of CdS and Cd(SCN₂H₄)₂Cl₂ on the performance of perovskite solar cells, *Int. J. Miner., Metall. Mater.*, 2022, **29**, 283–291, DOI: [10.1007/S12613-021-2316-0/METRICS](https://doi.org/10.1007/S12613-021-2316-0/METRICS).
- 256 Y. Z. Wang and R. Hou, Fabrication Strategy to Promote Performance of Perovskite Solar Cells, *J. Phys.: Conf. Ser.*,



- 2021, **2109**, 012007, DOI: [10.1088/1742-6596/2109/1/012007](https://doi.org/10.1088/1742-6596/2109/1/012007).
- 257 B. Diouf, A. Muley and R. Pode, Issues, Challenges, and Future Perspectives of Perovskites for Energy Conversion Applications, *Energies*, 2023, **16**, 6498, DOI: [10.3390/EN16186498](https://doi.org/10.3390/EN16186498).
- 258 D. Hong, M. Xie and Y. Tian, Photostable and Uniform CH₃NH₃PbI₃ Perovskite Film Prepared via Stoichiometric Modification and Solvent Engineering, *Nanomaterials*, 2021, **11**, 405, DOI: [10.3390/NANO11020405](https://doi.org/10.3390/NANO11020405).
- 259 D. Y. Son, J. W. Lee, Y. J. Choi, I. H. Jang, S. Lee, P. J. Yoo, H. Shin, N. Ahn, M. Choi, D. Kim and N. G. Park, Self-formed grain boundary healing layer for highly efficient CH₃NH₃PbI₃ perovskite solar cells, *Nat. Energy*, 2016, **1**, 1–8, DOI: [10.1038/nenergy.2016.81](https://doi.org/10.1038/nenergy.2016.81).
- 260 Q. Chen, H. Zhou, T. Bin Song, S. Luo, Z. Hong, H. S. Duan, L. Dou, Y. Liu and Y. Yang, Controllable self-induced passivation of hybrid lead iodide perovskites toward high performance solar cells, *Nano Lett.*, 2014, **14**, 4158–4163, DOI: [10.1021/NL501838Y/SUPPL_FILE/NL501838Y_SI_001.PDF](https://doi.org/10.1021/NL501838Y/SUPPL_FILE/NL501838Y_SI_001.PDF).
- 261 D. Chen, H. Dong, S. Pang, W. Zhu, H. Xi, Z. Lin, J. Chang, J. Zhang, C. Zhang and Y. Hao, Enhancing material quality and device performance of perovskite solar cells via a facile regrowth way assisted by the DMF/Chlorobenzene mixed solution, *Org. Electron.*, 2019, **70**, 300–305, DOI: [10.1016/J.ORGEL.2019.04.012](https://doi.org/10.1016/J.ORGEL.2019.04.012).
- 262 S. Wieghold, J. P. Correa-Baena, L. Nienhaus, S. Sun, K. E. Shulenberger, Z. Liu, J. S. Tresback, S. S. Shin, M. G. Bawendi and T. Buonassisi, Precursor Concentration Affects Grain Size, Crystal Orientation, and Local Performance in Mixed-Ion Lead Perovskite Solar Cells, *ACS Appl. Energy Mater.*, 2018, **1**, 6801–6808, DOI: [10.1021/ACSAEM.8B00913/SUPPL_FILE/AE8B00913_SI_001.PDF](https://doi.org/10.1021/ACSAEM.8B00913/SUPPL_FILE/AE8B00913_SI_001.PDF).
- 263 N. Suresh Kumar and K. Chandra Babu Naidu, A review on perovskite solar cells (PSCs), materials and applications, *J. Materiomics*, 2021, **7**, 940–956, DOI: [10.1016/J.JMAT.2021.04.002](https://doi.org/10.1016/J.JMAT.2021.04.002).
- 264 Z. Inamul Hasan, S. Joshi and K. M. Subbaya, Halide-based CH₃NH₃PbI₃ hybrid perovskite thin films structural studies using synchrotron source X-ray diffraction, *J. Mater. Sci.: Mater. Electron.*, 2022, **33**, 16369–16382, DOI: [10.1007/S10854-022-08528-8/TABLES/2](https://doi.org/10.1007/S10854-022-08528-8/TABLES/2).
- 265 S. Joshi, Z. I. Hasan, M. Pruthvi and M. P. Tulsiram, X-ray diffraction – A simplistic approach for perovskite based solar cells degradation studies, *Mater. Today: Proc.*, 2021, **35**, 31–34, DOI: [10.1016/J.MATPR.2019.05.390](https://doi.org/10.1016/J.MATPR.2019.05.390).
- 266 Z. I. Hasan, S. Joshi, K. M. Subbaya and S. Parameshwara, Surface interface structural studies of CH₃NH₃PbI₃ thin films using synchrotron source X-ray diffraction for solar cell application, *Mater. Today: Proc.*, 2022, **64**, 1837–1843, DOI: [10.1016/J.MATPR.2022.06.185](https://doi.org/10.1016/J.MATPR.2022.06.185).
- 267 A. Bahtiar, S. Rahmanita and Y. D. Inayat, Pin-Hole Free Perovskite Film for Solar Cells Application Prepared by Controlled Two-Step Spin-Coating Method, *IOP Conf. Ser.: Mater. Sci. Eng.*, 2017, **196**, 012037, DOI: [10.1088/1757-899X/196/1/012037](https://doi.org/10.1088/1757-899X/196/1/012037).
- 268 M. Wang, Y. Feng, J. Bian, H. Liu and Y. Shi, A comparative study of one-step and two-step approaches for MAPbI₃ perovskite layer and its influence on the performance of mesoscopic perovskite solar cell, *Chem. Phys. Lett.*, 2018, **692**, 44–49, DOI: [10.1016/J.CPLETT.2017.12.012](https://doi.org/10.1016/J.CPLETT.2017.12.012).
- 269 W. Liu, N. Liu, S. Ji, H. Hua, Y. Ma, R. Hu, J. Zhang, L. Chu, X. Li and W. Huang, Perfection of Perovskite Grain Boundary Passivation by Rhodium Incorporation for Efficient and Stable Solar Cells, *Nano-Micro Lett.*, 2020, **12**, 1–11, DOI: [10.1007/S40820-020-00457-7/FIGURES/5](https://doi.org/10.1007/S40820-020-00457-7/FIGURES/5).
- 270 X. Li, D. Bi, C. Yi, J. D. Décoppet, J. Luo, S. M. Zakeeruddin, A. Hagfeldt and M. Grätzel, A vacuum flash-assisted solution process for high-efficiency large-area perovskite solar cells, *Science*, 2016, **353**, 58–62, DOI: [10.1126/SCIENCE.AAF8060/SUPPL_FILE/LI.SM.PDF](https://doi.org/10.1126/SCIENCE.AAF8060/SUPPL_FILE/LI.SM.PDF).
- 271 N. K. Elumalai, M. A. Mahmud, D. Wang and A. Uddin, Perovskite Solar Cells: Progress and Advancements, *Energies*, 2016, **9**, 861, DOI: [10.3390/EN9110861](https://doi.org/10.3390/EN9110861).
- 272 Y. Zhao and K. Zhu, Three-step sequential solution deposition of PbI₂-free CH₃NH₃PbI₃ perovskite, *J. Mater. Chem. A*, 2015, **3**, 9086–9091, DOI: [10.1039/C4TA05384B](https://doi.org/10.1039/C4TA05384B).
- 273 E. Zimmermann, K. K. Wong, M. Müller, H. Hu, P. Ehrenreich, M. Kohlstädt, U. Würfel, S. Mastroianni, G. Mathiazhagan, A. Hinsch, T. P. Gujar, M. Thelakkat, T. Pfadler and L. Schmidt-Mende, Characterization of perovskite solar cells: towards a reliable measurement protocol, *APL Mater.*, 2016, **4**, 091901, DOI: [10.1063/1.4960759/121499](https://doi.org/10.1063/1.4960759/121499).
- 274 P. Qin, S. Tanaka, S. Ito, N. Tetreault, K. Manabe, H. Nishino, M. K. Nazeeruddin and M. Grätzel, Inorganic hole conductor-based lead halide perovskite solar cells with 12.4% conversion efficiency, *Nat. Commun.*, 2014, **5**, 1–6, DOI: [10.1038/ncomms4834](https://doi.org/10.1038/ncomms4834).
- 275 Z. Khan, M. Noman, S. Tariq Jan and A. Daud Khan, Systematic investigation of the impact of kesterite and zinc based charge transport layers on the device performance and optoelectronic properties of ecofriendly tin (Sn) based perovskite solar cells, *Sol. Energy*, 2023, **257**, 58–87, DOI: [10.1016/J.SOLENER.2023.04.019](https://doi.org/10.1016/J.SOLENER.2023.04.019).
- 276 M. Ismail, M. Noman, S. Tariq Jan and M. Imran, Boosting efficiency of eco-friendly perovskite solar cell through optimization of novel charge transport layers, *R. Soc. Open Sci.*, 2023, **10**(6), 230331, DOI: [10.1098/RSOS.230331](https://doi.org/10.1098/RSOS.230331).
- 277 S. Z. Islam, S. Nagpure, D. Y. Kim and S. E. Rankin, Synthesis and Catalytic Applications of Non-Metal Doped Mesoporous Titania, *Inorganics*, 2017, **5**, 15, DOI: [10.3390/INORGANICS5010015](https://doi.org/10.3390/INORGANICS5010015).
- 278 M. Wang, Z. Zang, B. Yang, X. Hu, K. Sun and L. Sun, Performance improvement of perovskite solar cells through enhanced hole extraction: the role of iodide concentration gradient, *Sol. Energy Mater. Sol. Cells*, 2018, **185**, 117–123, DOI: [10.1016/J.SOLMAT.2018.05.025](https://doi.org/10.1016/J.SOLMAT.2018.05.025).
- 279 J. Zhang, M. H. Shang, P. Wang, X. Huang, J. Xu, Z. Hu, Y. Zhu and L. Han, N-Type Doping and Energy States Tuning in CH₃NH₃Pb1-xSb_{2x}/3I₃ Perovskite Solar Cells,



- ACS Energy Lett.*, 2016, **1**, 535–541, DOI: [10.1021/ACSENERGYLETT.6B00241/SUPPL_FILE/NZ6B00241_SI_001.PDF](https://doi.org/10.1021/ACSENERGYLETT.6B00241/SUPPL_FILE/NZ6B00241_SI_001.PDF).
- 280 R. Prasanna, A. Gold-Parker, T. Leijts, B. Conings, A. Babayigit, H. G. Boyen, M. F. Toney and M. D. McGehee, Band Gap Tuning via Lattice Contraction and Octahedral Tilting in Perovskite Materials for Photovoltaics, *J. Am. Chem. Soc.*, 2017, **139**, 11117–11124, DOI: [10.1021/JACS.7B04981/SUPPL_FILE/JA7B04981_SI_001.PDF](https://doi.org/10.1021/JACS.7B04981/SUPPL_FILE/JA7B04981_SI_001.PDF).
- 281 Z. Hu, Z. Lin, J. Su, J. Zhang, J. Chang and Y. Hao, A Review on Energy Band-Gap Engineering for Perovskite Photovoltaics, *Sol. RRL*, 2019, **3**, 1900304, DOI: [10.1002/SOLR.201900304](https://doi.org/10.1002/SOLR.201900304).
- 282 J. P. Mailoa, C. D. Bailie, E. C. Johlin, E. T. Hoke, A. J. Akey, W. H. Nguyen, M. D. McGehee and T. Buonassisi, A 2-terminal perovskite/silicon multijunction solar cell enabled by a silicon tunnel junction, *Appl. Phys. Lett.*, 2015, **106**, 121105, DOI: [10.1063/1.4914179/13220835/121105_1_ACCEPTED_MANUSCRIPT.PDF](https://doi.org/10.1063/1.4914179/13220835/121105_1_ACCEPTED_MANUSCRIPT.PDF).
- 283 *Best Research-Cell Efficiency Chart | Photovoltaic Research | NREL*, (n.d.), <https://www.nrel.gov/pv/cell-efficiency.html>, (accessed January 16, 2024).
- 284 M. De Bastiani, M. I. Saidaminov, I. Dursun, L. Sinatra, W. Peng, U. Buttner, O. F. Mohammed and O. M. Bakr, Thermochromic Perovskite Inks for Reversible Smart Window Applications, *Chem. Mater.*, 2017, **29**, 3367–3370, DOI: [10.1021/ACS.CHEMMATER.6B05112/SUPPL_FILE/CM6B05112_SI_003.PDF](https://doi.org/10.1021/ACS.CHEMMATER.6B05112/SUPPL_FILE/CM6B05112_SI_003.PDF).
- 285 L. M. Wheeler, D. T. Moore, R. Ihly, N. J. Stanton, E. M. Miller, R. C. Tenent, J. L. Blackburn and N. R. Neale, Switchable photovoltaic windows enabled by reversible photothermal complex dissociation from methylammonium lead iodide, *Nat. Commun.*, 2017, **8**, 1–9, DOI: [10.1038/s41467-017-01842-4](https://doi.org/10.1038/s41467-017-01842-4).
- 286 J. Y. Shao, D. Li, J. Shi, C. Ma, Y. Wang, X. Liu, X. Jiang, M. Hao, L. Zhang, C. Liu, Y. Jiang, Z. Wang, Y. W. Zhong, S. F. Liu, Y. Mai, Y. Liu, Y. Zhao, Z. Ning, L. Wang, B. Xu, L. Meng, Z. Bian, Z. Ge, X. Zhan, J. You, Y. Li and Q. Meng, Recent progress in perovskite solar cells: material science, *Sci. China: Chem.*, 2023, **66**, 10–64, DOI: [10.1007/S11426-022-1445-2/METRICS](https://doi.org/10.1007/S11426-022-1445-2/METRICS).
- 287 X. Shen, S. L. Kwak, W. H. Jeong, J. W. Jang, Z. Yu, H. Ahn, H. J. Park, H. Choi, S. H. Park, H. J. Snaith, D. H. Hwang and B. R. Lee, Thermal Management Enables Stable Perovskite Nanocrystal Light-Emitting Diodes with Novel Hole Transport Material, *Small*, 2023, **19**, 2303472, DOI: [10.1002/SMLL.202303472](https://doi.org/10.1002/SMLL.202303472).

