

RSC Sustainability

Accepted Manuscript

This article can be cited before page numbers have been issued, to do this please use: E. Bezeraj, S. Debie, F. J. Arraez, P. Reyes, P. Van Steenberge, D. R. D'hooge and M. Edeleva, *RSC Sustain.*, 2025, DOI: 10.1039/D4SU00571F.



This is an Accepted Manuscript, which has been through the Royal Society of Chemistry peer review process and has been accepted for publication.

Accepted Manuscripts are published online shortly after acceptance, before technical editing, formatting and proof reading. Using this free service, authors can make their results available to the community, in citable form, before we publish the edited article. We will replace this Accepted Manuscript with the edited and formatted Advance Article as soon as it is available.

You can find more information about Accepted Manuscripts in the [Information for Authors](#).

Please note that technical editing may introduce minor changes to the text and/or graphics, which may alter content. The journal's standard [Terms & Conditions](#) and the [Ethical guidelines](#) still apply. In no event shall the Royal Society of Chemistry be held responsible for any errors or omissions in this Accepted Manuscript or any consequences arising from the use of any information it contains.

PET mechanical recycling is an important technology to realize polymer circularity (UN SDG 12). Industrially the process can although be challenging, due to the impact of contaminants (e.g. non-intentionally added substances; NIAS) as well as feedstock variations. The current review connects lower and higher technology readiness level (TRL) research and process design, combining polymer reaction engineering (PRE) and life cycle analysis (LCA) along the value chain. It is showcased that our current regulations on PET (waste) product quality can be further finetuned by mitigation at the process level (UN SDG 9 and 13), once more science-driven analysis of each unit in the PET recycling plant is within reach by bridging experimental and software-based analysis.



State-of-the-art of industrial PET mechanical recycling: technologies, impact of contaminations and guidelines for decision-making

View Article Online
DOI: 10.1039/C4SU00571F

Erion Bezeraj¹, Simon Debrie,¹ Francisco J. Arraez,² Pablo Reyes,³

Paul H.M. Van Steenberge,³ Dagmar R. D'hooge,^{3,4*} Mariya Edeleva^{1,*}

¹ Centre for Polymer Material and Technologies (CPMT), Technologiepark 130, 9052 Zwijnaarde, Belgium

² Polinivo, Place Stephanie 12, 1050 Elsene, Belgium

³ Laboratory for Chemical Technology (LCT), Technologiepark 125, 9052 Zwijnaarde, Belgium

⁴ Centre for Textile Science and Engineering (CTSE), Technologiepark 70a, 9052 Zwijnaarde, Belgium

Corresponding author: dagmar.dhooge@ugent.be, mariya.edeleva@ugent.be

Abstract

Poly(ethylene terephthalate) (PET) waste streams are of a high societal and commercial value, with complementary mechanical and chemical recycling technologies enabling a circular implementation for many generations and life cycles, in case the multi-scale characteristics of polyester synthesis and recycling are properly quantified. In the present contribution, it is highlighted which challenges the PET mechanical recycling industry faces, connecting (i) variations at the molecular scale (*e.g.* degradation reactions), co-defining the material and ultimately the application properties, with (ii) variables at the plant scale (*e.g.* pre-treatment efficiencies). It is explained why both a polymer reaction engineering (PRE) analysis for the key processing (*e.g.* extrusion and solid state modification) units, and a life cycle assessment (LCA) analysis at the process level (*e.g.* energy calculations) from the field of environmental engineering science (EES), acknowledging changes in contamination (*e.g.* non-intentionally added substances (NIAS)) levels and PET supply, are necessary. Per unit in the production plant the main influencing factors are discussed, and it is put forward how the overall performance is affected by the performance of each unit, from collection to relaunching of the PET product on the market. It is also elaborated how model-based design and data analysis can support the overall process and energy optimization. General guidelines are formulated, facilitating the combined molecular and process scale driven assessment of the feasibility of mechanical recycling technology. This in turn allows to initialize a more fundamentally based framework for the decision-making regarding preferred recycling technologies, including both the PET mechanical and chemical recycling routes.

Keywords: polyesters; polymer circularity; re-processing; recycling strategies; model-based design



Table of Contents

View Article Online
DOI: 10.1039/D4SU00571F

List of Abbreviations.....	4
1. Introduction.....	6
2. Guidelines on selecting PET mechanical recycling: the need to connect the molecular and process scale	11
2.1. Polymer reaction engineering analysis: molecular variations during recycling	13
2.1.1. Elementary degradation reactions at a given subunit in the overall process	14
2.1.2. Superposition of molecular distributions at processing unit level	16
2.2. Environmental engineering science: life cycle assessment analysis integrating variations for processing units.....	18
2.2.1. Comparing mechanical and chemical recycling technology	20
2.2.2. Variations in methods per general recycling technology	23
2.2.3. Exploring alternative virgin feedstocks	25
3. PET mechanical recycling plant configuration: units and processes	27
3.1. Collection and sorting	28
3.2. Shredding	31
3.3. Washing and decontamination	32
3.4. Drying.....	33
3.5. Re-processing.....	34
3.6. Quality control	36
3.7. Additional processing steps	37
3.7.1. Devolatilization.....	37
3.7.2. Solid-state modification	38
3.7.3. Liquid state polycondensation	39
4. Commercial mechanical recycling technologies.....	41
4.1.1. Pre-processing commercial technology	41
4.1.2. Commercial processing technology.....	43
4.1.3. Additional commercial processing technology.....	45
5. Contamination during PET mechanical recycling	50
5.1. Contaminant types, their impact and mitigation strategies	54
5.1.1. Moisture	55
5.1.2. Labels and adhesives	56
5.1.3. Particulate contaminants	57
5.1.4. Pigments and dyes.....	58



5.1.5.	Ortho-phthalates	59
5.1.6.	Heavy metals	60
5.1.7.	Volatile organic compounds	61
5.1.8.	Linear and cyclic oligomers.....	65
5.1.9.	Polymer byproducts	66
5.1.10.	Bisphenol A.....	67
5.2.	Regulations and standards.....	68
6.	Recycling applications	73
6.1.	Closed-loop mechanical recycling rPET applications	73
6.2.	Open-loop mechanical recycling rPET applications	74
6.3.	rPET applications not involving mechanical recycling.....	76
7.	Conclusions and challenges	77
8.	Acknowledgements	80
9.	References.....	81

View Article Online
DOI: 10.1039/D4SU00571F



List of Abbreviations

View Article Online
DOI: 10.1039/D4SU00571F

AA	acetaldehyde
ABS	acrylonitrile butadiene styrene polymer
BBP	dibutyl phthalate
BPA	bisphenol A
BtB	bottle-to-bottle
CFD	computational fluid dynamics
CMMC	coupled matrix-based Monte Carlo
CO ₂	carbon dioxide
DBP	dibutyl phthalate
DEHP	diethylhexyl phthalate
DIBP	diisobutyl phthalate
DIP	diisononyl phthalate
EES	environmental engineering science
EC	European Commission
ECHA	European Chemicals Agency
EFSA	European Food Safety Authority
eq	equivalent
FCM	food contact materials
FTIR	Fourier-transform infrared spectroscopy
GHG	greenhouse gas
GHS	global harmonized system
HDPE	high density polyethylene
LDPE	low density polyethylene
LSP	liquid state polycondensation
LCA	life cycle assessment
IV	intrinsic viscosity
PAH	polycyclic aromatic hydrocarbon
PE	polyethylene
PET	poly(ethylene terephthalate)
PETG	polyethylene terephthalate glycol
PMDA	pyromellitic dianhydride
PLA	poly(lactic acid)
PP	polypropylene
PRE	polymer reaction engineering
PVC	poly(vinyl chloride)
MADL	Maximum allowable dose level
MMD	molar mass distribution
MoM	method of moments
NaOH	sodium hydroxide
NIAS	non-intentionally added substances
NIR	near-infrared spectroscopy
OML	overall migration limit
REX	reactive extrusion
rPET	recycled PET
Sb	antimony
Sb ₂ O ₃	antimony trioxide
SSP	solid-state polymerization
TDI	tolerable daily intake
STOT-RE	specific target organ toxicity - repeated exposure
TiO ₂	Titanium dioxide
TRL	technology readiness level



rPET	recycled PET	View Article Online
SEA	statistical entropy analysis	DOI: 10.1039/D4SU00571F
SML	specific migration limit	
sPRE	sustainable polymer reaction engineering	
TEA	techno-economic assessment	
US-EPA	American Environmental Protection Agency	
UV	ultra violet	
VIS	ultraviolet spectroscopy	
QC	quality control	
XRF	X-ray fluorescence	
VOC	volatile organic compound	



1. Introduction

Polyester-rich waste streams are highly relevant in the global landscape of polymer recycling. The leading (thermoplastic) polyester is poly(ethylene terephthalate) (PET), with applications such as liquid containers, packaging and fibers [1], [2]. The most known commercial polyester item is the PET bottle, with an expected market value of over 40 billion \$ by 2033 according to a compound annual growth rate of ca. 4% from 2023 to 2032 [3]. Another important application is the PET tray, contributing to a market share of 25% in the packaging product segment in 2020 for the Europe Union (including e.g. the United Kingdom) [4].

PET recyclability is facilitated by its thermoplastic nature allowing re-melting and solidification. Moreover, the reversibility of PET synthesis with its core polycondensation reactions delivering small byproducts (e.g. water and methanol), make PET-based products prone to a wider pallet of recycling technologies including chemical modification either via chain repair or full monomer/oligomer recovery. Consistently, the European Commission (EC) is demanding that certain PET-based packaging materials need to include already 30% of recycled plastics by 2030 [5], exemptions being contact-sensitive applications such as medical, veterinary and food contact products requiring stricter safety and hygiene regulations [6], [7]. A challenge is although that per recycling cycle the PET/polyester feed composition will change because of the mixing of different generations of (sorted) waste. This waste mixing likely involves different average chain length ranges and contamination levels, as well as geographically influenced alternations in collection efficiencies.

As illustrated in Figure 1, three main industrial technologies for PET recycling are mechanical or primary recycling, chemical or secondary recycling, and physical or tertiary recycling [8]. In mechanical recycling, reshaping at the polymer level is aimed at while minimizing (chemical) degradation reactions, whereas in chemical recycling the goal is to chemically transform polymer molecules in their original building blocks from the synthesis [9]. Here one can distinguish depolymerization, reversing the synthesis, and pyrolysis.



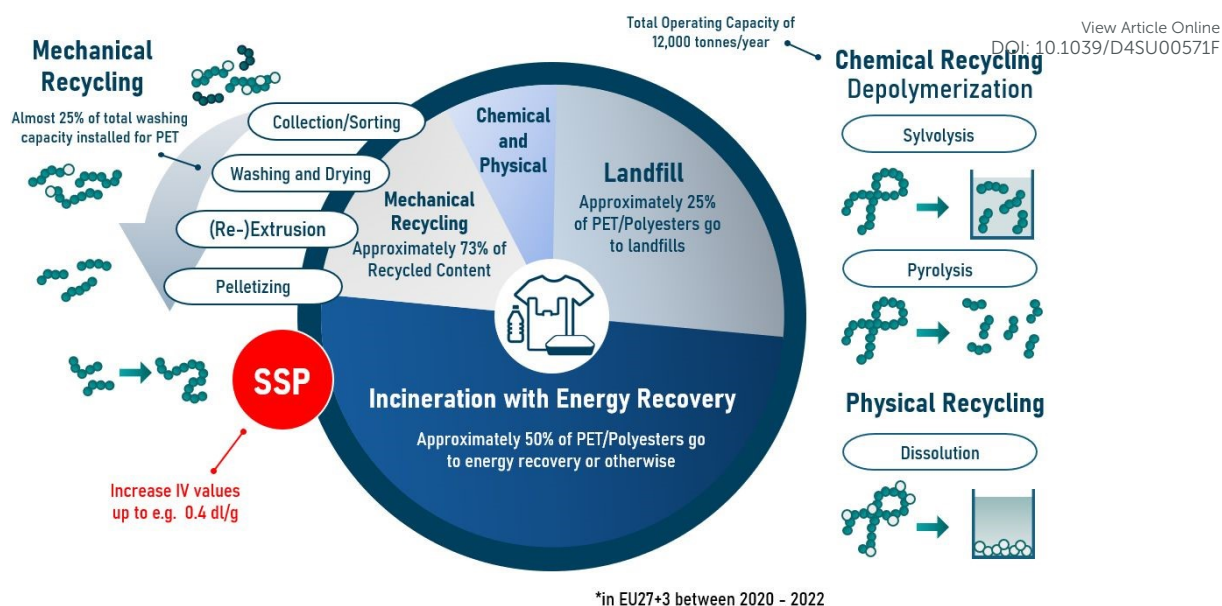


Figure 1: General principles for PET mechanical recycling via re-processing and PET chemical recycling, complemented with other techniques such as physical recycling via dissolution/precipitation [8]. IV: intrinsic viscosity; SSP: solid-state polymerization.

For PET, chemical depolymerization can be realized *via* solvolysis, benefiting from the reverse nature of polycondensation reactions ensuring (direct) repolymerization [9], [10]. For PET chemical recycling one thus not need to rely by default on pyrolysis delivering solid/melt-gas phase transitions, as for instance the case for chemically converting polyolefin waste in low carbon products [11]. Physical recycling employs in turn dissolution and precipitation techniques to extract the desired/purified polymer from the waste stream [12]. Both solvolysis and dissolution recycling use (chemical) solvents so that sometimes both are for simplicity categorized as chemical recycling techniques. However, from a more fundamental point of view, physical recycling should be distinguished from chemical recycling, as only chemical recycling aims at (dedicated) chemical modification of the polymer.

In the present contribution, the main emphasis is on the industrial principles and challenges for PET mechanical recycling technology, seeing as main alternative for this technology solvent-based depolymerization, hence, chemical recycling technology through solvolysis. Mechanical recycling and solvolysis are complementary but it is currently unclear when which technology is preferred under which circumstances. We for instance still need to formulate a detailed answer on the following questions: (i) what is the impact of the quality of the incoming waste on the recycling efficiency and economics of a



given technology; (ii) how easily can recycled product streams be launched in a polymer and plastic market still dominated by virgin products and materials; (iii) and how is the overall energy cost decisive in the choice of a preferred recycling technology as well as the coupled plant design?

It goes without saying that many (process) variables come into play - along the whole polymer value chain - to verify if a certain recycling technology is economically viable in our societal striving for a circular world for plastic materials and products. In this context, a dedicated and systematic multi-scale approach, synergistically strengthening and bridging several scientific fields, is required for research innovation and process design activities, connecting the academic and industrial community. To enable a long-term circular implementation for PET products a much better fundamental understanding of recycling technologies should be targeted, accounting for variations in feedstock (collection) as well as local and world-wide regulations, and future intensions.

For such more fundamental understanding of PET recycling technologies, one needs to link investigations and data analysis at a lower and a higher technology readiness level (TRL). It should be stressed that even for the virgin PET and in general virgin polymer market such linkages are rather rare. This is because we first need a detailed research approach at both TRL types before one can attempt their connection, which is historically less embedded in our overall product design approach; in academia in many cases most research studies deal with the very low TRL end (although sometimes with more realistic feedstock validation for at least a single unit), and in industry the focus is mainly on high TRL activities connecting several process units, considering rather fast decision making for the prior lower TRL input. However, only by better connecting both TRL types one can achieve a better interconnected adaption, to deliver genuine multi-scale design of the whole value chain for a long time period, correcting for sudden changes in product quality, societal expectations as well as governmental regulations.

To achieve such better connection of lower and higher TRL activities for PET mechanical recycling in the next decade, the current contribution aims at setting out general guidelines. This is done starting from our recent lower TRL contribution [13], dealing with PET degradation under ideal lab scale



conditions, with at most a limited disturbance of contamination for the ongoing degradation reactions.

Article Online
DOI: 10.1039/D4SU00571F

That lower TRL contribution highlighted that depending on process variables such as temperature, mechanical forces (e.g. screw design), oxygen and water concentration, as well as exposure to sunlight different (degradation) reaction pathways are more or less likely. The relevance of these pathways is additionally influenced by the type of comonomer units present in the polyester backbones, hence, influenced by the polyester feedstock composition [13]. It has been further demonstrated by Fiorillo et al. [13] that the PET rheological, thermal and mechanical material property variations upon consecutive ideal recycling can at least be partially correlated to the dominant molecular degradation reactions. Hence, at lower TRL, it is critical to realize a clear understanding of the interactions and modifications of the (polyester) molecules present. One needs to sufficiently account for the chemistry variations, although keeping in mind that the (melt) viscosity influences the (macro)molecular mobility and thus the observed (or apparent) mechanical recycling kinetics [14], [15]. This implies profound knowledge from the polymer reaction engineering (PRE) field for PET mechanical recycling optimization and market validation, recognizing the molecular scale.

As demonstrated in the current contribution, contaminants, specifically Non-Intentionally Added Substances (NIAS) such as benzene and bisphenol A as present at higher TRL application, complicate the appreciation of the mechanical recycling process at this molecular scale. There is thus a large difference between (low TRL) ideal lab scale and (high TRL) industrial scale PET mechanical recycling. Industrially, the waste needs to be collected, sorted and pre-treated, and this can increase the number of undesired (macro)molecules upon passing the processing train. For instance, the engineering actions in the washing unit of the recycling plant can affect the re-processing (repairing) potential later on in the plant, as certain (macro)molecules do not contain the correct functional end-groups. It can also be expected that a different PET waste entry is best treated with another overall plant scheme, *i.e.* the specific connection of certain pre-treatment and re-processing units either in the melt or solid state could be different for an optimal recycling performance.



Otherwise said, for an industrial assessment of the PET mechanical recycling potential one needs to evaluate the recycling technique efficiency from a life cycle assessment (LCA) point of view alongside a PRE one. Only then it will become clear how many PET waste generations the mechanical recycling technology remains the logical choice for a given geographical and legislative framework. It should be stressed that almost no contributions in the open literature exist that connect LCA with PRE insights, so that an unbiased interpretation of the compatibility of different PET recycling technologies in the overall polyester market is at this stage of a more subjective nature. At most one acknowledges some average PRE properties at the application level to define quality. LCA input on for instance energy use is merely a rough estimate that is yield and not chain length/functionality driven.

In what follows, it is first explained how PRE and LCA principles can be utilized to deliver science driven guidelines and boundaries for the selection of a certain mechanical recycling technology, acknowledging low and high TRL influencing factors. The most essential reactions at the molecular scale as well as the most important units at the process scale are discussed, and it is specifically highlighted which type of contaminants can alter the preferred connection of both scales. The impact of contaminants is also embedded in a concise overview of the current (European) standards and regulations, complemented by an overview of recycled PET (rPET) applications also addressing routes not involving mechanical recycling (e.g. physical recycling). This is done to formulate challenges for the overall PET recycling community, bridging lower and higher TRL tasks and to open the pathway for an international roadmap, on introducing a long-term circularity for the PET and in general polyester market.

View Article Online
DOI: 10.1039/D4SU00571F



2. Guidelines on selecting PET mechanical recycling: the need to connect the molecular and process scale

View Article Online
DOI: 10.1039/C9SU00571F

At the process level, from an energy point of view, mechanical or secondary recycling of PET (streams) is very likely the preferred technique over chemical or tertiary recycling as well as energy valorization/recovery or quaternary recycling [16]. However, the downsides of mechanical recycling are the deterioration of the material properties upon consecutive recycling [16], [17], and the need to retrieve a rather defined starting material before the actual re-processing. At one moment or under certain practical conditions, it can thus be anticipated that PET chemical recycling is the way forward with only in worst case scenarios the option of energy recovery being the best, avoiding in any case landfill. Note that energy recovery emerges as the preferred recycling strategy upon dealing with very complex or heavily contaminated waste streams that are unsuitable for recycling through other methods. These too complex streams present to severe challenges that prevent effective or economically viable recycling, positioning energy recovery as the only feasible option. The fuels produced through this process are energy-dense, making them valuable for generating heat or electricity [18].

The relevance of PET chemical recycling is more evident for treating reasonably complex waste situations by the extra possibility/flexibility to apply solvolysis, exploiting the reversible nature of polycondensation chemistry as opposed to chain growth polymerization chemistry (e.g. polyolefin market). Depolymerization through solvolysis allows advanced chemical degradation by contact of polymer molecules with an excess of solvent molecules that were seen as byproduct molecules in the original synthesis, to re-generate the monomer and/or the first oligomers as formed during that original synthesis. A direct integration at the polymerization plant level is thus possible for PET solvolysis, this in contrast to for instance pyrolysis of polyolefin molecules in which chemical recycling delivers a rather broad spectrum of oligomeric products. For such pyrolysis, the recycled liquid and gas molecular products can have easily a maximal carbon number of 30 so that ethylene or propylene, being examples of the original monomers with very low carbon numbers, are not dominantly formed.



Industrially, it is therefore paramount to define both energy-based and chemistry-driven guidelines that enable a fair assessment of the most suited recycling technology for a given polyester, in general, polymer waste stream. In other words, to enable a translation from lab to plant scale for a recycling technology one needs to distinguish between influencing factors at the molecular scale as well as the process scale. For the molecular scale, one needs to determine whether the degradation reactions under mechanical recycling conditions are repairable or not. Only in case no suited (macro)molecular repairs can be made one, accounting for contaminations at established at the process scale, one needs to aim at dedicated degradation toward monomers or oligomer recovery. Physical recycling could be an alternative at one point, although for PET waste streams very likely solvolysis is preferred once mechanical recycling is no longer a valid option.

It should be stressed that molecular variations are always taking place during mechanical recycling but only a certain degree or type of chemical modification is allowed to ensure a final application with acceptable material performance. Hence, a PRE oriented analysis connecting molecular characteristics to material properties is a key task for defining chemistry-driven recycling guidelines. These molecular variations and their potential repair should be seen in the overall plant design, as for instance a dominant contamination or a supply limitation can alter the recycling roadmap and market potential. This means that alongside the aforementioned PRE-based analysis on individual process units in the plant, *e.g.* an extrusion or solid-state unit, a LCA analysis is required along the whole value chain, putting forward the relevance of environmental engineering science (EES). A more fundamental decision making for recycling technology design will thus emerge by bridging PRE with EES, together defining the overarching field of sustainable polymer reaction engineering (sPRE), as highlighted in the present contribution.

In this section, attention is paid to the most important PRE and EES features for PET mechanical recycling, starting from the main conclusions and insights from our previous lower TRL contribution [13]. That contribution dealt with the chemistry and material variations for ideal mechanical recycling



in the absence or at most limited presence of contaminants, hence, lab scale degradation reactions under well-defined conditions of temperature and initial composition.

2.1. Polymer reaction engineering analysis: molecular variations during recycling

At the core of any polymer modification, either desired or undesired, lies a more fundamental understanding of the (macro)molecular chemistry variations at hand. This is because the material and thus application properties largely depend on molecular characteristics such as the chain length and branching distribution, or at least their averages [19], [20]. For example, the melt flow index (MFI) [21], [22] or intrinsic viscosity (IV) is known to correlate with the (mass) average molar mass (M_m) [23], [24], and the brittleness is affected by the degree of crosslinking or gel content [25].

For PET chemical recycling purposes, these molecular scale variations are very clear, as one deliberately aims at a chemical alternation from the polymer to the oligomer level, hence, one goes from very high to very low chain lengths in the limit unity (monomer level). For PET mechanical recycling purposes, in which the goal is to maintain very high chain lengths, molecular scale variations can however have a huge impact as well. For example, the formation of volatiles is associated with the specific release of small chemical moieties from the backbone structure. Furthermore, the repair potential of degraded macromolecules defining mechanical recycling mitigation strategies, depends on the presence of certain functional groups, which can be disturbed by specific degradation pathways yielding irreversible (functional) groups. Hence, also for mechanical recycling it is paramount to be aware of the chemistry behind the reprocessing steps, with for instance a too long (re)processing at elevated temperature specifically with wet PET flakes inducing extra hydrolytic reactions being a point of attention often overlooked in the field.

Intriguingly, per PET recycling cycle, the balance of reversible and irreversible molecular changes due to chemical (degradation) reactions is altering. This means that a large number of input variables and output design features need to be mapped, to enable a proper decision making regarding a preferred recycling technology implementation and optimization for a given time period. Consistent with evolutions in the chemical industry and the PRE field a pure experimental way of working is too



restricted, and recommended is instead the use of computer tools, including experimental validation at least for a training set of operational conditions. Hence, a model-based assessment of the recycling potential, making a clear distinction between generations or types of waste is preferred, to decide which recycling technique is the most suited, taking into account an acceptable range of application target properties, geographical features, and economic constraints.

In what follows, emphasis is first on the most important (elementary) degradation reactions during mechanical recycling, focusing on a given subunit (e.g. section of an extruder). It is then highlighted that the industrial settings and equipment design have an impact on how these reactions affect the mechanical recycling efficiency, with a superposition of various molecular distributions being the result. It is also put forward which type of PRE modeling strategies enable the best support for the mapping and design of these (macro)molecular variations.

2.1.1. Elementary degradation reactions at a given subunit in the overall process

As explained in detail in Fiorillo *et al.* [13], for polyester (mechanical) recycling, one can distinguish between a wide spectrum of (elementary) chemical reactions, either based on (i) a thermal trigger defining thermal degradation reactions, (ii) a mechanical trigger typically at elevated temperature defining thermomechanical degradation reactions, (iii) the presence of an oxygen-rich environment delivering thermo-oxidative degradation reactions, and (iv) the contact with water or moisture putting forward hydrolytic reactions. Contact with ultra violet (UV) light during polymer usage and application additionally induces photo-oxidative reactions.

Main examples of each type of degradation reaction are given in Figure 2, selecting for illustration purposes virgin PET as the substrate and only a limited number of chain lengths. It should be noted that these reactions can occur for various chain lengths, defining molecular distribution, as well as along the whole value chain as long as the processing/environmental conditions are so that the reaction time scales are of relevance. Most likely this is the case for a processing subunit operating at elevated temperature, *e.g.* a subunit of an extruder with a certain barrel temperature, or a processing subunit with an increased solvent content, *e.g.* a washing subunit in the pretreatment part of the plant.



Notably, depending on the molecular build-up of the polyester backbone certain reaction pathways are faster or slower, with for instance the diethylene glycol (co)monomer unit more prone to a chemical attack compared to the traditional PET ethylene glycol unit from the rate coefficient point of view [26], [27], [266]. Moreover, due to the presence of certain contaminants either formed during the first life cycle or during further PET recycling, the reaction mechanism becomes more complex [13], [28], [29], [30]. This means that if one compares lab and plant scale recycling data and design, the number of acceptable mechanical recycling passes could be lower at the plant scale, or a more dedicated process control is needed for the plant scale to guarantee a given number of such passes.

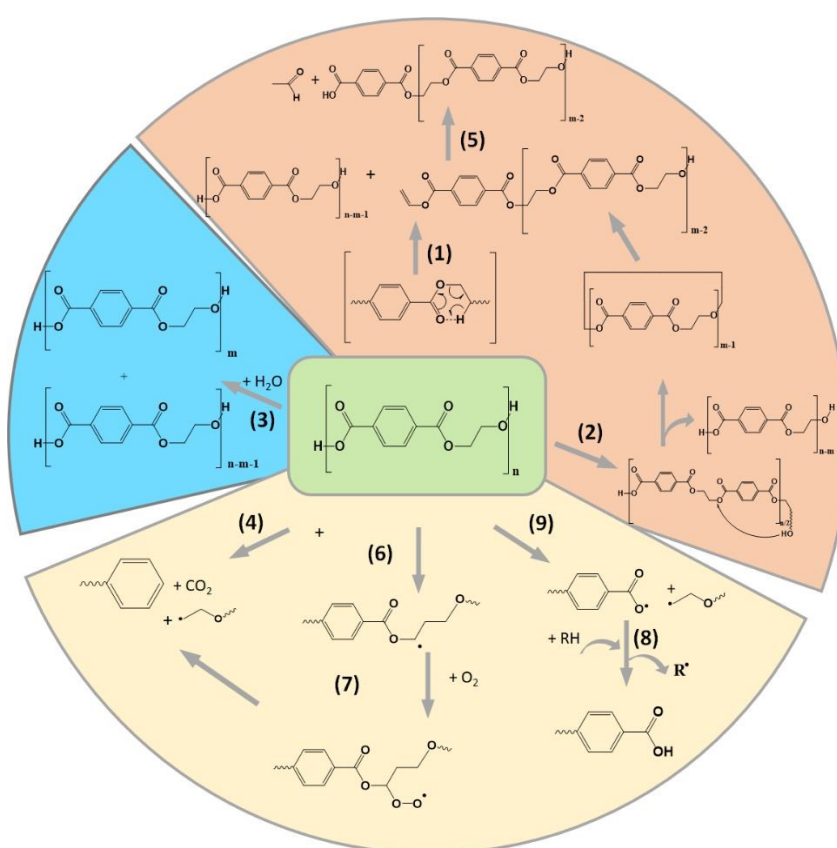


Figure 2: Examples of PET (lumped) degradation reactions as likely encountered during mechanical recycling and end-of-life; 1: mid-chain driven ester rearrangement or net results of fission and β H-abstraction, defining radical-based ester rearrangement, e.g. thermal or thermomechanical; 2: alternative end-driven ester rearrangement with intermediate cyclization; 3: hydrolysis; 4: carboxylation with CO_2 formation; 5: volatile (aldehyde) formation; 6 hydrogen abstraction; 7 oxygen propagation as part of thermo-oxidative degradation; 8. chain transfer; 9: photo-oxidative scission



In Section 5 of the present contribution, a detailed overview is given of the role of these contaminants, making a link to the overall chemistry in the present subsection dealing with the main polymer-based reactions (*cf.* the discussion of Figure 2).

2.1.2. Superposition of molecular distributions at processing unit level

It should be stressed that molecular characteristics (e.g. chain length and comonomer content) are more distributed at the industrial level, as strong equipment and processing setting influenced non-idealities are unavoidable. However, even under well-defined lab scale conditions, a polymer is already characterized by rather strong chain length dependencies with the presence of both shorter and longer macromolecules. Furthermore, during lab scale modifications molecules can already be present or formed that display different topologies such as linear, branched and crosslinked [31].

The diversity of molecular variations along an industrial processing unit is highlighted by the boxes in Figure 3. If one in a first step only focuses on the (micro-scale) green box early in the processing unit, the lab scale situation can be understood, as for this small subunit or region a given temperature and pressure likely hold. The molecules in the green box are different in chemical build-up because of unavoidable stochastic variations during the prior synthesis, *e.g.* caused by the interplay of chemistry and chain length dependent diffusivity [19]. In addition, chemical modifications are established during the actual processing in which molecules still stay in this green box, implying only a small residence time step.

Upon inspecting in a second step a region more downwards the processing unit, *e.g.* the orange box in Figure 3, other molecular variations are likely relevant than in the green box. On the one hand, this is because the molecules further away in the process train experienced a more extensive chemical modification history, as the residence times for the individual molecules are by default higher. On the other hand, larger set-ups, defining inherently a higher number of micro-scale regions, are more prone to macro-scale mixing and temperature gradients so that the bulk concentrations and temperature change per such region or subunit. For example, the green and orange box in Figure 3 are likely characterized by a different screw design and temperature of the external heating element, which can result in a different alternation of the molecular build up of the macromolecules for a given time period.



Hence, the polymer product after a (re-)processing step is likely characterized by a complex superposition of several (molecular) distributions as established at both the micro- and macro-scale, highlighting the multi-scale nature of the (s)PRE field. There is thus a strong desire for data analysis approaches, recognizing (i) the distributed nature of molecular variations for a given micro-scale temperature and pressure, and (ii) the impact of the scale of the processing equipment itself thus macro-scale variations.

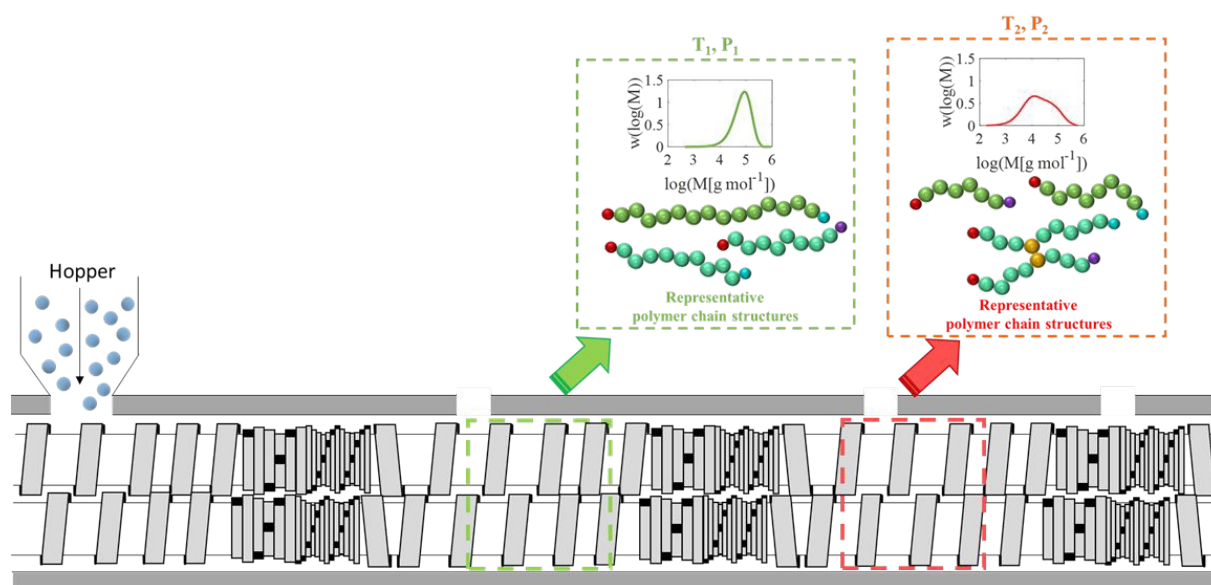


Figure 3: The distributed nature of polymer chemical modification as for instance occurring during mechanical recycling (case of twin screw). In a given micro-scale region of a processing unit (*e.g.* green box), as defined by *e.g.* a given temperature and pressure, different molecules undergo different molecular scale variations; the small box can thus be seen as the lab scale analogue. Upon inspecting another region (*e.g.* orange box), likely influenced by macro-scale variations (as defined at the level of the process/plant scale) these molecular variations can be different as the temperature and pressure can be different as well as the mixing history can disturb the degree of chemical modification.

Next to these micro- and macro-scale variations, meso-scale variations can be relevant as well. It is very likely that a multiphase system is being recycled even after proper sorting [32]. Polymer blends are likely non-homogeneous already if the amount of blending contributors is limited, as one always has the presence of certain fillers, compatibilizers and/or polymer contaminant(s) compared to the major polymer component. Specifically, cooling can induce meso-scale mixing and thermal gradients as well as influence certain morphological (*e.g.* crystallinity) variations.



It should be made clear that a PRE characterization of a processing unit as detailed in Figure 3 can only be manifested, if one applies more advanced modeling tools. Most detailed is the so-called coupled matrix-based Monte Carlo (CMMC) approach [33], [34], [35], in which individual molecules are tracked at any position and time in a sufficiently large subunit (*e.g.* box in Figure 3) during processing. In contrast to computational fluid dynamic (CFD) techniques, in CMMC, a rougher mesh is defined at the process scale but very detailed interactions of chemical and molecular diffusion phenomena are accounted for. One also has the option to follow molecular distribution variations in CMMC, as one does not need to directly rely on averages as is *e.g.* the situation for the deterministic method of moments (MoM) [36], [37]. This relevance of the distributed level with averages calculated *a posteriori* is for instance evident by a pure average-based modeling failing in unbiasedly assigning multi-peak systems [37], such peaks being highly relevant for mechanical recycling and recycling in general.

2.2. Environmental engineering science: life cycle assessment analysis integrating variations for processing units

As shown in Figure 4, LCA is an analysis method to assess the environmental impact of a final product (*e.g.* PET bottle) throughout its life cycle, *i.e.* from natural resource extraction to manufacturing and subsequent usage, to ultimately waste management, including disposal and recycling [40]. LCA has been initially developed as a comparing tool, to evaluate environmental impacts of a product, to develop the most suited production and recycling routes, and to enable a comparison of available alternatives [41]. Nowadays, LCA is interconnected with marketing implementation, product design, product development, strategic planning, consumer education, ecolabeling as well as government policy making. However, LCA should be performed in a correct way avoiding subjective opinions, and purely economic and political driven incentives, highlighting the need to connect LCA with techno-economic assessment (TEA) [41], [42].

The most widely employed LCA approach is based on the well-established ISO 14040 standard [43]. This approach is organized around several specific functions, being: (i) identifying opportunities to improve the environmental aspects of products throughout their life cycle, with goals such as management tasks, environmental mapping, social mapping, or footprint analysis; (ii) supporting



decision-making in industry and government, including strategic planning, priority setting, product or process design or redesign, which can be mapped through inventory types such as flow chart implementation; (iii) selecting relevant indicators of environmental performance, such as toxicity or climate change impact, and applying appropriate measurement techniques; and (iv) driving marketing efforts through environmental claims, ecolabels, or product declaration, while also assessing improvements towards more sustainable products. Most recommended is to derive sufficiently detailed mass and energy balances [44], *e.g.* also benefiting from more recent developments of multilevel statistical entropy analysis (SEA; [45]).

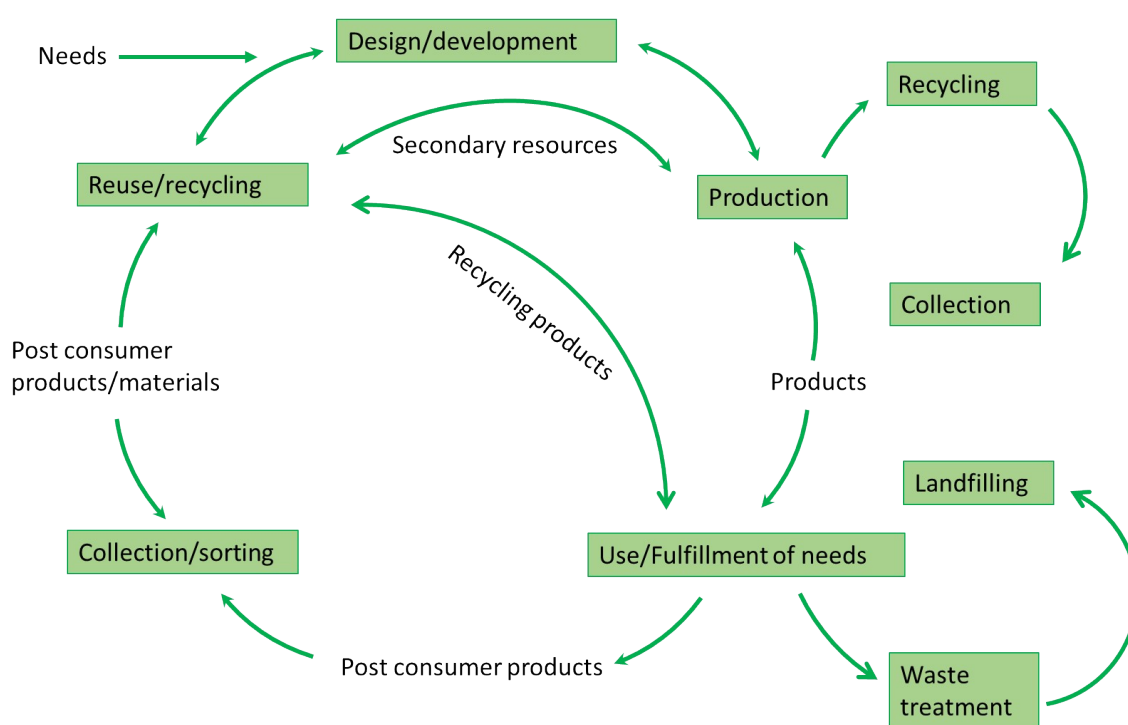


Figure 4. Example of the life cycle for a commercial item (based on [50]) in a typical life cycle assessment (LCA).

Notably, for plastic/PET mechanical and chemical recycling, several LCA studies have already been reported [46], [47], [48], [49], [60] but overall more data at the molecular scale is needed per (sub)unit in the overall production and value chain, to better assess the product quality, differentiating between lab and plant scale operation. Such molecular scale driven embedding will facilitate the application of LCA at both lower and higher TRL, which is currently still a huge challenge in the overall LCA field.



In what follows, it is explained how LCA has been applied for the polymer and specifically PET recycling industry and which studies already make a link to PRE or molecular variations. This is done first from a more general perspective mainly comparing mechanical and chemical recycling technology to then include a deeper analysis within each general recycling category, paying attention in a final part to the consideration of alternative feedstocks.

2.2.1. Comparing mechanical and chemical recycling technology

Most plastic waste LCA studies mention an overall CO₂ equivalent value (eq. per treated kg of waste), based on rather general process schemes so that only basic descriptions of the (processing) units involved are included. For example, for the PET market, Ncube and Borodin [51] assessed the environmental impact for the bottle-to-bottle (BtB) mechanical recycling technique as 3.33 kg CO₂ eq. compared to the waste to landfill option with a value of 47 kg CO₂ eq.

Supported by the first PET LCA studies, as conducted in the middle of the previous century, it became quickly clear that plastic bottles are preferable over their glass counterparts [52], [53]. Specifically, PET-based beverage packaging provides many benefits including rapid production and light-weightness. The conventional implementation of returnable PET bottles although involves major investments for the bottlers, as the empty bottles must be examined for contamination. In this context, BtB mechanical recycling has been developed as a sustainable alternative, which as depicted in Figure 5(a) includes collection, cleaning, re-melting and reshaping as the to be optimized process steps.

Assuming for instance that 50% of the recycled PET is employed for the fabrication of new bottles, Schmidt *et al.* [54] showed that the PET recycling process delivers at least 20% benefits for process water consumption, vehicle mileage and landfill area compared to the glass bottle system (Figure 5(b) - Figure 5(d)). Arena *et al.* [55] additionally evaluated the efficiency of PET mechanical recycling compared to landfill and incineration, and stated the preference of the former technique because of the presence of at least at that time a stable market for recycled PET, a good collection system, and extensive cleaning procedures. Komly *et al.* [56] in turn highlighted that PET mechanical or chemical recycling by solvolysis is always preferable over thermal recycling, hence, pyrolysis. Moreover, these authors



stated that within closed-loop recycling, the mechanical recycling pathway is preferred over glycolysis followed by repolymerization, the latter combination of chemical recycling and synthesis by repolymerization being feasible thanks to the technical developments in the last decades.

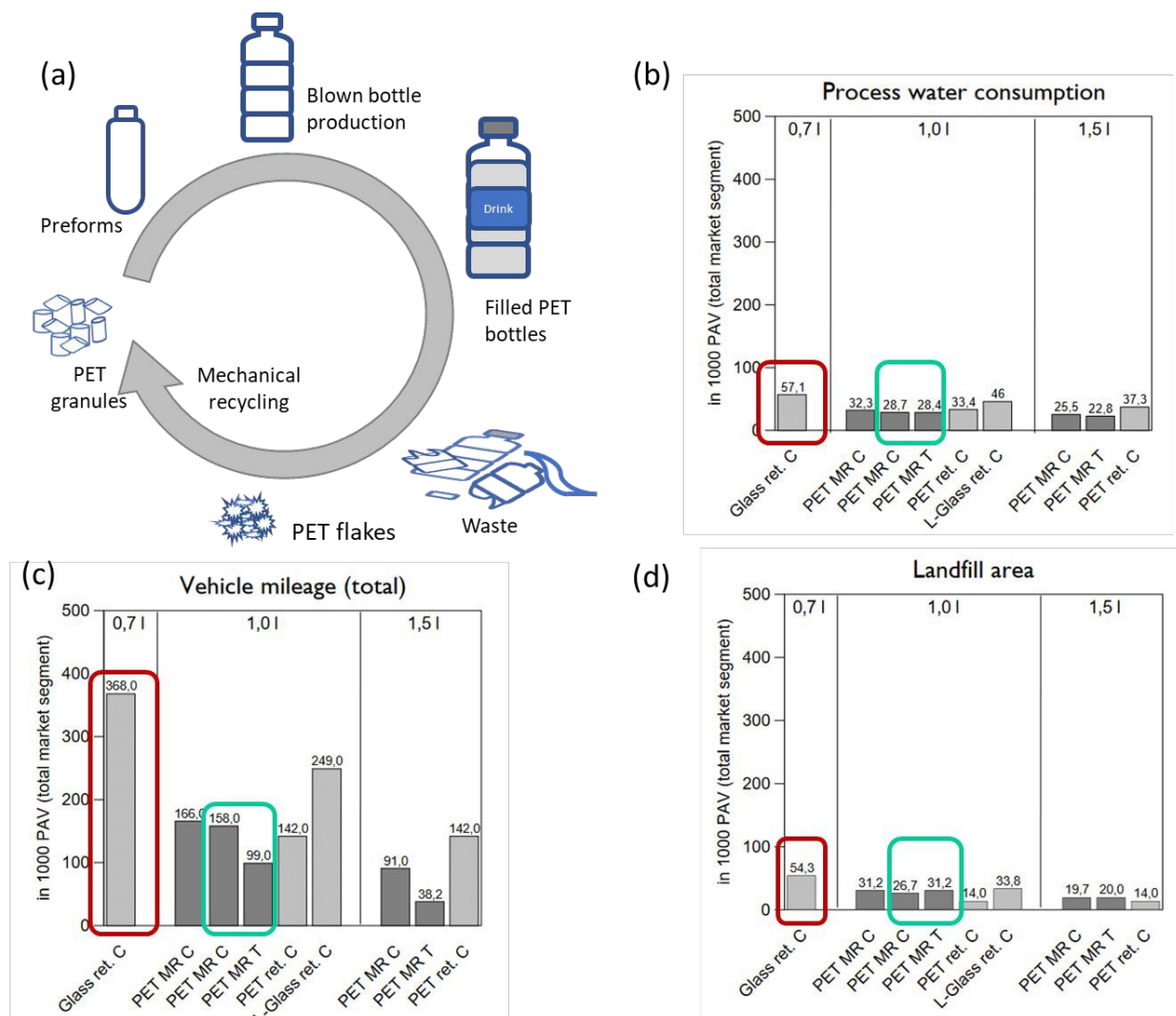


Figure 5: (a) PET bottle product life; (b)-(d) compared LCA results for PET vs. glass bottles for (b) process water consumption, (c) vehicle mileage and (d) landfill area; subfigures redrawn based on the data from Schmidt *et al.* [54].

If this PET closed-loop recycling is compared to the energy recovery option, as done in the work of Chilton *et al.* [57], the first is seen as the better environmental option. However, other factors such as the PET market stability, and the cost of collecting and processing the material should also be taken into account upon selecting recycling technologies. These authors pointed out that transportation costs and emission level disturbances are crucial for the correct LCA of PET closed-loop recycling. Many other



earlier studies *e.g.* the one of Tukker [58] although ignored this type of refinements, highlighting the challenge of extensive LCA developments for the PET virgin and recycling industry.

Another PET LCA challenge is the better implementation of the impact of contaminations. As the impact of contaminants on the PET mechanical recycling potential is still rather vague, chemical recycling, *e.g.* solvolysis or pyrolysis, might be an interesting and logical alternative, as it should provide after polymerization again a pure polymer that can enter the market. The early LCA analysis of Song and Hyun [59] although mentioned that PET chemical recycling requires significantly more energy and depletes the fossil resources more compared to mechanical recycling. These authors stated that mechanical recycling must be seen as the preferred environmental friendly technique over chemical recycling, as further elaborated on by Perugini *et al.* [49].

For completeness it is mentioned here that for PET dissolution, the reported LCA data is not abundant. Chaudhari *et al.* [61] for instance compared different dissolution-precipitation based techniques for PET. They reported that the anti-solvent treatment is less profitable compared to evaporation or cooling precipitation methods, with 60% more greenhouse gas (GHG) emission compared to fossil-based virgin PET production. In a related contribution [62], chemical recycling and dissolution-precipitation have been compared, the dissolution-precipitation favorable in terms of GHG emission.

Interestingly, more recent LCA studies have put forward that better defined boundary conditions are needed to make clear whether mechanical or chemical recycling makes sense. Nakatini *et al.* [63] highlighted for instance that chemical recycling can be a beneficial option if transboundary transportation is involved. More in detail, the influence of domestic and transboundary transportation on the mechanical and chemical recycling of PET has been addressed. These authors showed that domestic recycling can be beneficial in the scope of GHG emission, if the industrial processes are comparable. However, the differences in background parameters between the selected countries, being Japan and China, influenced the GHG emission in such a way that transboundary options have a less environmental impact. Furthermore, Marathe *et al.* [64] suggested that chemical recycling can be beneficial if the collection step is significantly optimized.



Meys *et al.* [65] mentioned that compared to energy recovery PET chemical recycling could potentially reduce global warming impacts by up to 4.3 kg CO₂ eq. (per kg treated PET). In addition, the LCA study of Allen and James [66] states that PET chemical recycling is likely not as favorable as traditional mechanical recycling but is preferred over virgin PET production. The chemical recycling process could thus be likely applied to a rather broader range of lower-value wastes to increase the overall PET recycling rate. Complementary, the study of Ragab and Ramzy [67] compares the LCA of BtB mechanical recycling to virgin PET synthesis to conclude that recycling offers significant environmental benefits to virgin pellet production, further supported by the findings of Tamoor *et al.* [68].

Another more recent trend for (polyester) LCA is to include both attributional and consequential LCA [38], the former identifying how environmental aspects (e.g. pollutants) are flowing in a given temporal window, and the latter dealing with how flows are changing in response to decisions. For example, for PLA, Ricardo Rebolledo-Leiva *et al.* [39] highlighted that indirect land use alters emissions from a consequential point of view and that lactic acid is a key point of attention related to pre-treatment and downstream operations.

”?

2.2.2. Variations in methods per general recycling technology

Another PET challenge at the LCA level is the identification of the most suited recycling method within a given general recycling technology category, as defined in Figure 1. For example, for PET chemical recycling, Lang *et al.* [69] compared methanolysis, glycolysis and hydrolysis via the LCA approach. They showed that glycolysis is the most suitable process, due to its significant initial economic potential. However, process flexibility also matters with *e.g.* methanolysis delivering dimethyl terephthalate (DMT) to be repolymerized, which makes sense if direct equipment is available, and *e.g.* a costly purification to form terephthalic acid (TPA) for repolymerization. Peng *et al.* [70] in turn put forward that acetolysis can eventually offer a low-carbon pathway to contribute to the circular integration of PET waste.



Similarly, it is interesting to identify the best PET mechanical recycling method so that PET mechanical and chemical recycling technology can be better compared on a general basis, based on the type of waste at hand and considering the connection with the virgin market variations. Due to thermo-mechanical degradation, it has been for instance claimed that the PET BtB route requires the addition of virgin material [71], [72]. In this scope, several studies [73], [74] focused on bottle-to-fabrics recycling, as for the fabrics the required IV of the feedstock material is lower than for bottle production. For example, Shen *et al.* [74] compared open and closed-loop PET recycling, considering mechanical recycling, back-to-oligomer recycling, and back-to-monomer recycling. These authors concluded that bottle-to-fiber recycling reduces impacts for most of the environmental categories studied.

Moreover, Shen *et al.* [74] assessed the benefits of multiple recycling loops for bottle-to-fiber recycling, as consecutive market relaunching should at first sight reduce the environmental impacts. However, they put forward that the savings become negligible after the third cycle. Notably, in case the BtB market is preferred, high-impact reductions are likely achieved, and if no extra virgin PET is required, the quantities of recycled PET are maximized as well the savings. The study of Shen *et al.* [74] further highlighted that the quality of recycled PET (rPET), specifically its purity, molecular properties and *e.g.* IV, is crucial for the full exploitation of the BtB recycling technique.

Based on the discussion above, it thus follows that future LCA studies should address in more detail the relevance of all the influencing factors regarding production and waste management as well as specific features of the recycling technology, transportation and market availability. In this context, Valentino [75] for instance performed a more detailed type of LCA for BtB PET recycling, focusing on the country Denmark and the Lombardy region. Attention has been paid to which kind of PET recycling route is environmentally better and to which extent performing multi-recycling loops is reasonable and environmentally sustainable. These authors concluded that BtB mechanical recycling presents lower impacts for the climate change impact category but delivers higher impacts for the water stress index, and mineral and resource depletion value. Hence, upon choosing the environmentally most suited



recycling scenario, it is necessary to take into consideration which impacts the decision-maker focuses on.

Furthermore, the effectiveness of multiple-recycling is related to (i) the collection efficiencies, and (ii) the repair potential and design at the molecular scale in a given processing (sub)unit (*cf.* the discussion of Figure 3). Again it thus clear that PRE and LCA analysis need to be connected in view of PET recycling decision-making.

2.2.3. Exploring alternative virgin feedstocks

An extra challenge for the polyester market and LCA developments is the introduction of more sustainable (fresh/virgin) feedstocks. As indicated above, LCA has identified polymer synthesis as one of the most impactful operations in the complete PET bottle product life. In this scope, switching to more sustainable PET feedstocks might provide some advantages, at least from a LCA point of view.

Chen *et al.* [76] for instance compared the environmental LCA for 100% bio-based PET bottles versus the one for 100% fossil-based bottles as well as the one for partially bio-based PET bottles, using a novel manufacturing process with lignocellulosic biomass from forest residues. They reported that woody-biomass-based PET bottles have 21% less global warming potential and require 22% less fossil fuel than their fossil-based counterparts. However, the bottles perform worse in other categories such as ecotoxicity and ozone depletion impacts. The authors although highlighted that the results are likely very sensitive to the assumptions, again highlighting the need to better connect the molecular and process scale in future work.

Semba *et al.* [77] performed a similar study on bio-based PET synthesis, considering the formation of para-xylene from ethanol. They found that GHG emissions decreased by 24% compared to petroleum-derived PET in case the forest residue was assumed as bio-feedstock. In addition, the GHG emissions of 100% bio-derived PET using bio-based ethanol from sugar cane was reported as 1.88 kg CO₂ eq, denoting a reduction of 60% versus petroleum derived PET [77]. The findings of Gursel *et al.* [78] are similar, with upon using either wheat straw, maize, wheat and sugar beet as feedstock, the environmental impact of PET bottle production decreasing as well. Garcia-Velasquez *et al.* [79] in turn addressed the



use of local biomass sources for the production of bio-based PET. Upon addressing the transportation and import costs, they found that the design of local biomass supply chains can reduce the need of imported materials.

For completeness it is mentioned here that the extreme case of feedstock change is the application of polymers other than PET(-like) polymers for the beverage bottle production [80]. For example, Shen [81] examined the use of PLA, revealing that PLA needs to be fully diverted from landfills, which is not a realistic option nowadays. Gironi and Piemonte [82] in turn showed that the advantage of PLA bottles arises from the use of renewable resources, but this benefit is somewhat lost in environmental terms due to the higher impact on the human health and ecosystem quality. This is because of the use of pesticides, the consumption of land, and the consumption of water for the production of the raw materials.

Overall it can be postulated that the shift to biomass feedstock can afford some environmental advantages for PET production, only if the supply chain is carefully designed from the raw material level onwards. This again highlights the need to (i) connect the molecular and process scale, and (ii) generate data for several waste generations on the both the PRE and EES level.



3. PET mechanical recycling plant configuration: units and processes

In recent decades, the mechanical recycling of post-consumer plastic materials such as PET has evolved significantly, contributing to the conservation of natural resources and the mitigation of the accumulation of landfill waste. As explained in this section, this progress has been realized by focusing on design and optimization for the complete value chain, hence, beyond the core re-extrusion step.

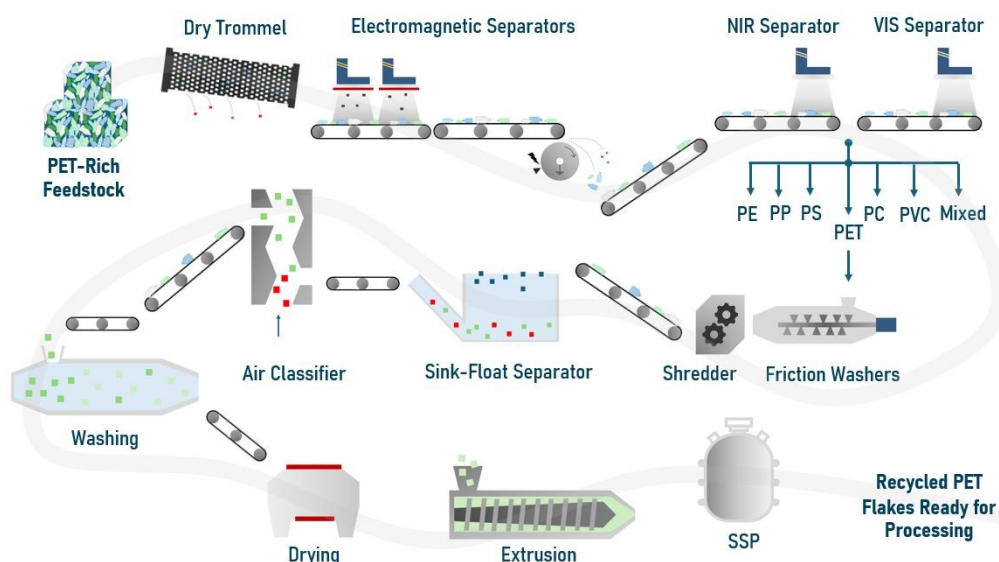


Figure 6: Key steps of PET mechanical recycling. Steps can sometimes be omitted or altered, e.g. extrusion and solid-state modification can be in a different configuration (or order).

As shown in Figure 6, the mechanical recycling process is implemented at the plant level through several key steps or unit operations, aiming at transforming the (post-consumer) plastic waste into reusable (polymeric) materials. One generally recognizes four main steps: (i) collection and sorting; (ii) shredding; (iii) washing; and (iv) reprocessing [83], [84]. However, to ensure the production of high-quality recycled materials and efficient processes, alongside quality control (QC), additional steps are often integrated alongside the main four, taking into account the implications of these additional steps in promoting process economy and environmental conservation.

In what follows, a detailed overview is given on the key steps for the industrial mechanical recycling process of plastic waste, with an emphasis on PET. It is also discussed how the process configurations align with the latest technological advancements in the field. An overview of actual commercial implementations and technologies is included in Section 5.



3.1. Collection and sorting

The recycling process of post-consumer PET begins with the collection of plastic waste from various sources, such as household good consumption, businesses activities, and public areas, by waste management companies, which in turn transport them to drop-off centers, and special collection and sorting facilities [85]. Practically, this waste includes plastic packaging from food and beverages, personal care products, household cleaning items, as well as plastic waste generated by for instances restaurants, retailers, and offices.

Once collected and transported to the sorting plants, the plastic waste undergoes a thorough sorting process. The plastic waste stream comprises various types of polymers along with impurities like labels and small metal pieces. Furthermore, the immiscible nature of polymers in the waste, coupled with color variations and separability issues, poses significant challenges to the sorting process. Consequently, a series of sorting techniques, crucial to ensure a high purity and quality of the input recycling stream for actual reprocessing, are employed to separate the different fractions of plastic waste, such as PET-based materials from mixed plastic waste streams.

Commonly used sorting techniques during post-consumer PET recycling process include manual sorting (sorting type 1) as well as automatic plastic waste sorting (sorting type 2). The automatic sorting techniques can be grouped into two categories. The first one is direct sorting (sorting type 2a), which is based on variations in material properties such as density and electrical conductivity [85], [86], [87], and the second one is indirect sorting (sorting type 2b), which utilizes sensors and analysis techniques to detect feature information on the samples [86], [87]. Direct sorting includes methods such as mechanical sorting, air sorting, and electrostatic separation. These methods offer advantages such as low cost and high efficiency but are often limited by constraints on particle size, shape, and surface conditions. Indirect plastic sorting techniques include methods such as X-ray fluorescence (XRF), near-infrared spectroscopy (NIR) and optical sorting. These methods can separate over two types of materials simultaneously with high reliability and limited pollutant emission [88].



Perhaps somewhat surprising manual sorting still plays an essential role in the plastic recycling process, particularly for initial screening and the removal of large contaminants. This type 1 sorting technique involves trained workers, who visually check and separate different types of plastics that are transported along conveyor belts for inspection and segregation, based on criteria such as shape, color, and trademarks [89], [90]. However, this sorting technique also faces several challenges limiting the scope of its application. Manual sorting is usually a labor-intensive activity, requiring a significant workforce to handle large volumes of plastic waste effectively. This technique relies on human judgment and perception, which can introduce inconsistencies and errors in the sorting process as workers may interpret visual cues differently, leading to variations in the sorting outcomes. Furthermore, this sorting technique can also impose significant delays in the recycling process, as workers need to inspect plastic items individually, thus affecting overall throughput and efficiency. Moreover, safety concerns are associated with manual sorting, especially upon handling sharp or hazardous materials mixed with plastic waste [81], [89].

The type 2a direct sorting technique relies on special automated machinery to separate plastic fractions in the waste stream based on their physical properties such as size, shape, and density. This technique can employ various mechanical (engineering) driven methods including centrifugal force sorting, specific gravity sorting, and particle shape sorting. For instance, bowl-type centrifuges are employed during centrifugal force sorting to separate plastics according to their specific gravity, where lighter plastics move towards the outer edge while heavier plastics remain closer to the center, facilitating their separation [95], [98]. Specific gravity sorting is based on differences in material density, with plastics of higher specific gravity sinking while those of lower specific gravity floating. This method is often used in sink-float separation units, where plastics are immersed in a fluid like water for separation based on specific gravity [86], [89]. As PET is relatively denser than many other plastics such as polyethylene (PE) and polypropylene (PP) it tends to sink in water while lighter plastics float, allowing for effective separation [84]. Particle shape sorting in turn involves the use of equipment like screens or sieves to separate plastics based on their size and shape.



However, direct mechanical sorting also presents limitations. One major limitation is the difficulty in accurately differentiating between plastics with similar physical characteristics, which can result in contamination of recycled materials with unwanted plastics. Additionally, mechanical sorting processes may require regular maintenance and calibration to ensure optimal performance, leading to increased operational costs for recycling facilities [84], [89], [90].

Another direct sorting technique closely linked to mechanical sorting is air sorting, also referred to as air classification or pneumatic sorting. It utilizes air streams to separate materials based on their density, size, and aerodynamic properties. In this process, lighter particles such like paper labels and debris are carried away by airflow, while heavier plastic waste fall into a separate collection bin [89]. Furthermore, electrostatic separation is a direct sorting method commonly used to retrieve PET from plastic waste streams. This method exploits the differences in electrical conductivity among plastics. PET, being a relatively poor conductor of electricity, can be selectively separated from plastics like poly(vinyl chloride (PVC), acrylonitrile butadiene styrene polymer (ABS), and polystyrene (PS). By applying an electrostatic charge to the plastic mixture, PET particles tend to be attracted to one electrode while other plastics are attracted to another, allowing for the effective separation of PET from the plastic waste stream. This sorting process contributes to environmental protection by recovering valuable raw materials from plastic mixtures traditionally difficult to separate. It is particularly useful for sorting tasks like separating PET and PVC in PET beverage bottle recycling [91].

Focusing on indirect, hence, type 2b sorting methods in the plastic waste recycling process, we find a variety of techniques, with a dominant one being XRF sorting operating on the principle of irradiating a material with X-rays to emit characteristic fluorescence pathways, enabling analysis of the elemental composition [92]. In PET recycling, XRF allows plastics to be identified and classified based on their elemental composition, helping to separate PET from other types of plastics and contaminants. This technique is particularly valuable for identifying plastics containing heavy metals or elements with distinct XRF signatures [93].



Another indirect sorting method widely used in post-consumer PET recycling is NIR spectroscopy. This method relies on the principle that in case plastics are illuminated, they mostly reflect light in the near infrared wavelength spectrum, and different plastics reflect light differently [84]. NIR spectroscopy utilizes sensors to detect and sort plastics based on their chemical composition, providing a non-intrusive approach to separate PET from other plastics. This technique enhances the sorting process by recognizing PET-based materials, thereby contributing to the overall purity and quality of the rPET stream. However, NIR Spectroscopy is less suitable for dark-colored plastics, as they absorb nearly all light.

In addition, optical sorting relies on the use of optical sensors and cameras to identify and separate materials based on their visual characteristics such as color, shape, and texture. This type of sorting analysis is for instance applied to separate PET bottles from other plastics in recycling facilities by detecting the characteristic properties of these bottles, such as their transparent or translucent appearance and specific shapes. Optical sorting offers several advantages including high speed, accuracy, and automation, making it suitable for large-scale recycling operations. However, it may have limitations upon dealing with plastics that have similar visual characteristics or if the plastics are heavily contaminated.

3.2. Shredding

Plastic shredding is a critical step of the recycling process for post-consumer plastic waste, including PET recycling. It serves to homogenize the material following collection and sorting. Even after sorting, PET materials vary in shapes and sizes, posing challenges for efficient handling and processing. Shredding addresses this by breaking down the materials into smaller, uniform particles that are easier to manage during subsequent processing steps [84]. It offers two advantages. Firstly, it increases the surface area available for subsequent pre-treatment, such as washing, drying, or chemical treatment, which can remove contaminants and improve the quality of the recycled material [85]. Secondly, shredding ensures more consistent material properties, facilitating more efficient melting during the extrusion steps of the mechanical recycling process [85].



A shredder unit typically consists of a hopper, a cutting chamber with rotating blades driven by an electric motor, some sort of grid for size grading, and a collection bin [84]. During operation, material is fed into the hopper and enters the cutting chamber where rotating blades shred the material into smaller particles. These particles then pass through grids or screens, determining the final size of the shredded material or PET flakes. As a general rule, the (average) diameter of the PET flakes obtained from this processing step ranges between 0.4 and 8 mm [94], although variations are possible depending on the specific recycling technology employed.

3.3. Washing and decontamination

Following the shredding step in which PET materials are shredded into small pellets/flakes, we run into the washing and decontamination units in view of their subsequent reprocessing. During this step, the PET material undergoes thorough washing to remove impurities, residues, labels, adhesives, dirt, and other contaminants [83], [84], [95].

The washing process may involve hot water or chemical washes to achieve a high purity. While most post-consumer waste undergoes washing, not all input material used for recycling follows this procedure. Some regrinds or agglomerates may be processed instantly without washing. The washing process typically involves the use of cold or hot water, with temperatures reaching up to 60°C [84]. Cold water usage may although lead to an increased need for chemicals such as sodium hydroxide (NaOH) and mechanical energy [84]. The waste water generated during washing is often treated internally for potential reuse within the facility.

Specifically focusing on the recycling of PET bottles, various methods are employed to purify the PET flakes. Washing of PET flakes commonly takes place in friction washers, which are effective and cost-efficient units that utilize heat, kinetic energy, and pressure to remove surface contaminants such as labels, adhesives, and general dirt from PET flakes. In some processes chemical washing can be also performed, especially in case heavier contamination of the PET flakes is expected. In these cases, extra washing usually is conducted in rotary washer units, with a heated caustic solution to further cleanse the



PET bottles of oils and food residues. In a final step, PET flakes are rinsed thoroughly to remove any remaining detergent or chemical residues [95] - [97].

Note that additional separation processes aiming at the elimination of unsuitable non-plastic materials such as paper or metals can be incorporated in the washing step. These processes involve mechanical separation methods such as sieving to filter out larger contaminants, magnetic separation to extract metallic components, and extra manual sorting to visually identify and remove remaining impurities.

3.4. Drying

After washing, the PET raw material undergoes a drying process to reduce the moisture content [99]. This drying step is from a molecular point of view essential to prevent moisture-related defects during subsequent reprocessing (*e.g.* extrusion) steps, and to ensure the quality of rPET material [13], [99], [101]. Note that some industrial operations although directly process highly wet PET material, aiming at (sufficient) chain repair later on.

The common industrial drying system for polymers, including PET, is a mechanical dewatering system using centrifugal dryers [100]. Specifically, a multistage centrifuge system is recommended for the best dehumidification of polymers and highest drying efficiency. However, centrifugal drying alone may not achieve the low moisture content required for stable extrusion. This is especially the case for flexible plastic films like PET, which tend to retain more moisture due to their thinness and different physical properties compared to rigid flakes [101].

Hence, the drying process of PET may involve other methods such as hot air drying, vacuum drying, or desiccant drying, to further decrease the residual moisture content in PET flakes from the mechanical drying step. The addition of these methods depends on the equipment available and the specific requirements of the recycling facility. If additional drying is necessary, particularly in the case of post-consumer PET, many recyclers opt for desiccant drying. In this drying technique desiccants are used to absorb moisture from the PET flakes, usually operating at 170°C for 6 hours before feeding the flakes to the extruder [94].



3.5. Re-processing

After the sorting, shredding, washing and drying (or at least a certain number of these steps) the actual reprocessing needs to be executed. Screw-based systems are employed by default with a leading role for melt extrusion [83], [85], which is a process widely used for producing pellets from purified PET flakes. In extrusion, PET flakes/grains are fed into the extruder utilizing a hopper. The PET solid material then comes into contact with a rotating screw that pushes the material forward into a heated barrel at the desired melt temperature, typically ranging from 240°C to 280°C. The pressure and screw design allows the plastic beads to mix and melt gradually as they move through the barrel. For finishing purposes, the molten plastic is pushed through a sieve to remove impurities, cooled, and pelletized [84], [94], [102].

From a general engineering perspective, one needs to know the variation of the temperature and pressure to operate and design an extrusion unit (*cf.* boxes in Figure 3). Preferably one also has information about the processability, in a first instance, the viscosity variations along the screw. Critical is to acknowledge that such variations are in many cases due to molecular changes either because of thermal, thermomechanical, thermo-oxidative or hydrolytic reactions. As outlined in Fiorillo *et al.* [13], a wide range of such reactions can be identified depending on the PET type and processing conditions, with examples of essential reaction types included in Figure 2.

In addition, the blended nature of the extruder content can lead to less or more material heterogeneity depending on the processing history and number of recycling passes [102]. A perfect macro-scale mixing is very unlikely in polymer-based systems, specifically if several compounds are present as inherent to PET re-extrusion even after sorting and pre-treatment steps. In any case, the level of purity needs to be high for PET flakes, as contaminants in the extruder can potentially lead to more degradation or other degradation reactions at the high melt processing temperatures, thereby causing a too severe change in the molecular configuration in view of chain repair and application potential [103], [104].

As explained in Edeleva *et al.* [105], this complexity at both the molecular and material level requires a multi-scale approach bridging experimental and modeling tools. As explained above, one of the most advanced modeling approaches is CMMC, in which the molecular variations of individual molecules



are followed [33], [34], [35]. This tracking of species is ideally done for every subunit of the processing unit, recognizing the formation of smaller molecules (*e.g.* volatiles), the chemical modification of (macro)molecules as well as the phase formation or alternation because of the presence of certain molecular features. On top of that, in CMMC, it is accounted for that molecules residing longer in the processing equipment will have a different molecular modification history than molecules exiting earlier [105]. Hence, the coupling of molar mass and residence time distributions is considered, acknowledging variation in macro-scale mixing and temperature gradients.

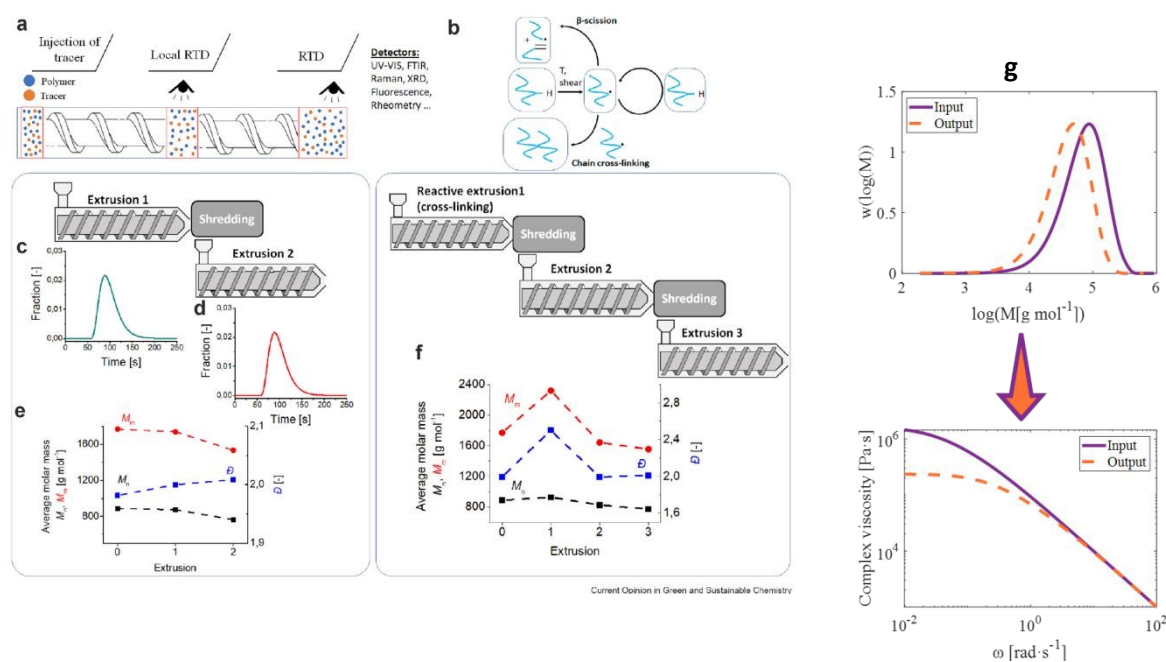


Figure 7: Potential of coupled matrix Monte Carlo (CMMC) to support the efficiency of a processing step in PET mechanical recycling, with on the left (panels a-f as taken from Edeleva *et al.* [105], reproduced with the permission of Elsevier) the variation for the residence time distribution (RTD) and molar mass distribution (MMD; $M_{n/m}$: number and mass average molar mass) during two extrusion steps (using a tracer and a typical degradation scheme with poly(lactic acid (PLA) as model polyester) and on the right (subplot g) the translation of a CMMC simulated MMD before and after extrusion in a viscosity shear rate curve according to a Maxwell-like calculation [106]; focus on the first extrusion in the first panel in the left subplot). Reproduced with permission of Elsevier © 2023.

As depicted in the first panel of Figure 7 (left; a-f), taking for illustration purposes the model polyester compound poly(lactic acid) (PLA), it follows that CMMC allows to evaluate the faith of individual molecules during consecutive extrusions, more in detail two extrusions with intermediate shredding. The associated downward change of the average molar mass (number basis: M_n ; and mass basis: M_w) can be compensated for upon the addition of chemicals. Furthermore, at any modification stage during



the processing, the molar mass distribution (MMD) can be translated in a material property. For instance, as shown in Figure 7 (right; g), the variation of the (apparent) viscosity as a function of the shear rate (frequency; ω), as determined experimentally via rheometers, can be predicted from the CMMC MMD input and output.

It should be noted that MMDs are experimentally ideally determined by gel permeation chromatography (GPC) or size exclusion chromatography (SEC), and derived molecular properties are for instance average molar masses or chain lengths. Industrially one typically relies on correlating MMD and/or averages to IV or MFI values [20], [21]. With software packages one can close to gap by connecting chemical and material properties by direct calculations, depending on the preference of the user.

3.6. Quality control

After extrusion the rPET pellets undergo rigorous QC checks to ensure that they meet industry targets before being used in subsequent manufacturing processes. These QC checks can be conducted at the molecular or material level, explaining *e.g.* the offline measurement of the average molar mass of rPET pellets as well as the measurement of the color, purity, and other relevant physical properties.

The measurement (or assessment) of molar mass properties for the (r)PET pellets involves techniques such as IV determination, viscometry and gel permeation chromatography (GPC). Furthermore, visual inspection and colorimetry or spectrophotometry are employed to maintain consistency and adherence to specified color standards. rPET is also analyzed to detect and quantify any possible remnant contaminants or impurities from the recycling process, usually achieved by means of rapid and non-destructive analytic techniques such as Fourier-transform infrared spectroscopy (FTIR) or NIR spectroscopy. Physical properties such as tensile strength, elongation at break, flexural modulus, and impact resistance can be additionally evaluated through (ISO) standard mechanical testing methods to ensure that rPET pellets meet mechanical requirements [95], [107], [108].

Specifically, so-called functional performance tests can be included to assess how well rPET performs in certain applications. These tests evaluate the bottle strength, barrier properties, heat resistance, chemical resistance, dimensional stability, and compatibility with other materials [71], [72], [109]. The



QC measures ensure that rPET pellets meet the specific requirements and performance criteria for their intended applications, ensuring the overall quality and suitability of rPET materials in various industries.

3.7. Additional processing steps

Next to the aforementioned more standard PET mechanical processing steps (Section 3.1- Section 3.6), additional steps can significantly improve the quality of recycled materials to ensure optimal performance for various industrial applications while meeting industry targets. This subsection discusses the potential of several steps aimed at enhancing the quality of rPET, including (i) devolatilization to remove volatile contaminants or substances from the molten polymer, and (ii) liquid/solid-state polymerization or polymer modification (reactive processing) [110] to increase the average molar mass and to improve properties such as strength, durability, and thermal stability of the rPET material.

3.7.1. Devolatilization

The primary focus of devolatilization is the removal of volatile contaminants, mainly volatile organic compounds (VOCs) or substances, including residual moisture from the molten polymer to enhance the quality of the recycled materials. This devolatilization is typically integrated into the overall recycling process stream and can occur at different stages, depending on the technologies used.

Practically, devolatilization takes mostly place during the extrusion of rPET through a vacuum-assisted devolatilization process [111], [112]. This technology employs vacuum systems to remove VOC contaminants from the molten polymer during extrusion. Specific venting zones are incorporated into the equipment to aid in VOC removal. Additionally, devolatilization during vacuum-assisted extrusion can be further enhanced by using various stripping agents to remove additional undesired contaminants.

The main function of these stripping agents is to generate bubbles inside the polymer bulk, hence, to increase the free volume in the molten polymer and, consequently, to facilitate diffusion of the VOCs dissolved in the polymer matrix to the vapor phase [111]. Selecting the right processing conditions, including pressure control and stripping agent design based on for instance the boiling point and polarity, is crucial for effectively removing volatiles. Stripping agents therefore vary from low-boiling-point solvents to steam or supercritical gases such as carbon dioxide (CO₂) [113], [114].



Other technological options aiding in devolatilization, alongside vacuum-assisted devolatilization, include the use of reactive extrusion (REX) [93], [115]. In REX, chemical reactions are integrated into the extrusion process to convert VOCs into less harmful and easier-to-remove compounds, at least in case a proper injection pattern is applied [116]. Additionally, solid-state polycondensation [117] as discussed in the next subsection assists in devolatilization by driving off volatile contaminants during the process.

Some recycling technologies may also incorporate devolatilization as part of the washing and drying stages before extrusion, effectively addressing some of the volatile contaminants early in the production process. By removing volatile contaminants and moisture before the material enters the extrusion process, the molten PET should be cleaner and of higher quality, potentially requiring less stringent purification during the extrusion phase. The inclusion of devolatilization before extrusion has thus the potential to streamline the mechanical recycling process by reducing the need for additional purification and reconditioning steps for rPET.

3.7.2. Solid-state modification

Solid-state reactor units can be integrated into the mechanical recycling production process as an additional step after the initial recycling process. These units aim to enhance the properties of rPET material by increasing its average molar mass through solid-state polymerization. Specifically, the PET material is subjected to heat and vacuum conditions in a solid-state reactor at a temperature above the glass transition temperature of the polymer. This process promotes extension of the molecular chains to improve mechanical properties (e.g. stiffness, strength, and impact resistance) as well as thermal properties [120], [121].

Solid-state polycondensation (SSP) temperatures typically range from 170°C to 220°C [117], [119], with the material entering the SSP process ideally having a certain level of crystallinity, e.g. around 40% [119]. This level of crystallinity is typically achieved through pre-crystallization steps using nitrogen fluxing at lower temperatures, around 140°C. Once crystallization is achieved, the temperature is raised to facilitate esterification and transesterification reactions, leading to an increase in the average polymer



molar mass. The initial PET material should also meet suitable IV values to ensure a successful SSP process, likely in the range of 0.68 dL/g to 0.8 dL/g [119], [122].

Typical residence times for SSP can vary widely but are normally several hours, with specific durations depending on factors such as temperature, the desired increase in average molar mass, the extent of crystallization required, and, generally speaking, technological specifications or limitations [117], [119], [122]. The pressure during SSP can vary, with some processes conducted under vacuum conditions to remove subproducts and minimize degradation, while other recyclers may involve the use of inert gases like nitrogen as a carrier gas. The use of vacuum during certain stages of SSP helps to enhance the efficiency of the reaction and remove volatile components [117], [123].

In case the SSP residence time is too high one or the cost of the actual unit one could opt for REX but keeping the melt temperature not too high, *e.g.* between 260°C to 280°C [124], [125]. A chain extender such as pyromellitic dianhydride (PMDA) can be used, aiming at a uniform distribution within the PET matrix [126]. Also here residence time control is still needed as a longer reaction time could imply more side effects, seeing the higher temperature of the melt, overruling a stronger consumption of the chain extender. Compared to SSP, REX offers a faster and more economical alternative, utilizing existing extrusion infrastructure but it typically does not achieve the same IV increase as SSP and is thus likely more suited for applications for which moderate improvements in molar mass increase are sufficient [127], [128]. In principle, REX could also be combined with SSP.

3.7.3. Liquid state polycondensation

Liquid state polycondensation (LSP) represents an innovative technology within the mechanical recycling of PET, designed to convert post-consumer PET into high-quality recycled material, complementary to SSP. This method takes advantage of the inherent propensity of PET to participate in condensation reactions under specific conditions, particularly if exposed to a vacuum in the melt or in general a liquid phase.

During the LSP process, PET flakes are subjected to elevated temperatures and vacuum conditions in the presence of a catalyst, typically an antimony compound [113], [114], which promotes



polymerization. As a result, the PET flakes melt and react to form longer polymer chains, thereby increasing the average molar mass of the material. This increase in average molar mass significantly enhances the mechanical properties of the rPET, including its strength and durability.

The LSP process typically takes place within a reactor vessel, in which the PET flakes undergo heating under vacuum to eliminate volatile contaminants or by-products. Rigorous monitoring of the reaction parameters, such as temperature, pressure, and reaction time, is essential to ensure that the desired average molar mass and properties of the rPET are achieved.

View Article Online
DOI: 10.1039/D4SU00571F



4. Commercial mechanical recycling technologies

View Article Online
DOI: 10.1039/D4SU00571F

As explained in Section 3 and summarized in Figure 6, PET mechanical recycling plants are based on connecting four main steps, *i.e.* collection and sorting, shredding, (hot) washing, and reprocessing, complemented by additional steps such as devolatilization and solid-state modification [129]. All these steps can be further grouped into three main categories, namely (i) pre-processing, including collection, sorting, shredding, and (hot) washing; (ii) processing, which is primarily extrusion-based and involves melting and pressurization combined with vacuum degazing and melt filtration; and (iii) post-processing, which includes additional steps such as solid-state modification and dealdehydration [129].

In the present section, examples are given of relevant commercial technologies according to these three categories and the detailed principles outlined in Section 3. Complementary, Table 1 presents a market oriented overview of the more processing-like technologies with the main emphasis on their advantages, challenges, and claimed conversion rates. Specific energy consumption values for every recycling technology are given, which indicate the amount of energy required for the production of 1 kg of material.

For completeness it is mentioned here that the current section does not aim a complete listing of available (commercial) technologies but wants to illustrate for the general reader that several approaches exist with a limited link to the actual molecular changes taking place. Such changes are mostly only studied to a limited extent at higher TRL.

4.1.1. Pre-processing commercial technology

Pre-processing (commercial) technology is mainly devoted to the development of (i) cleaning processes and (ii) sorting processes. Cleaning processes typically involve the removal of foreign impurities (*e.g.* wood, dirt, dust, labels, glass, and metal) from the recyclable streams, ensuring the quality of the infeed material in the actual recycling process. This cleaning step often employs techniques such as (caustic) washing in a NaOH water solution [129].

Commercial cleaning technologies such as the MetaPure W-PET by Krones AG [130], [131] combines a pre-cleaning step with caustic washing and float-sink separation for optimal results. It is claimed that



this washing technology ensures cleaner flakes with a high usability for high quality final shaping such as fibre production, film blowing and injection moulding. The process water can also be reused by the consideration of an integrated water cascade.

Furthermore, the Amut Group makes use of continuous wet grinding and (hot) friction washing in a way that the flakes are subjected to intense non-destructive friction actions at high temperature to elevate the quality of the flakes [132]. Reg-Mac offers in turn washing solutions for all kind of materials with their MINI/MIDI/MAXI technologies accompanied by friction washers, float-sink separators and washing/drying centrifuges [133]. Sikoplast claims to have developed a recycling unit which consists of a washing stage based on caustic washing, friction washing, and sink-float separation, which ensures PET BtB recycling with a low energy consumption (< 0.4 kW/kg) and a closed-loop water recycling [134], [135], [136]. NEUE HERBOLD GmbH is another example of a manufacturer that offers, among others, washing (e.g. IW/FW Series or TB Series) and granulation (e.g. LM Series, SX Series) technologies for contaminated bottles/containers, packaging materials and agricultural films [137], [138].

Sorting processes are equally important compared to cleaning processes, as they categorize materials based on their type, color and quality to further enhance the recycling effectiveness. Industrially, this step often employs sorting techniques such as magnetic separation, air classification and sensor-based sorting, e.g. FT-NIR spectroscopy or ultraviolet spectroscopy (VIS).

On the commercial level, TRENNSO-TECHNIK® [138] is for instance specialized in the development and implementation of dry sorting technologies such as wind sifter technology (e.g. 3 ZZS Wind Sifter Technology or QSS Cross-Flow Sifter) and screening technology (e.g. SIK/SIS Series and TSM/RSM Series) to sort out the incoming waste stream based on their weight and shape. Complementary, the SPALECK GROUP offers a range of screening solutions to sort out co-mingled recycbles [139], [140]. Other dry separation solutions are found in the WESTERIAS catalogue, who have developed advanced wind-sifter technologies (e.g. AirStar® and AirLift®) reaching throughputs up to 400 m³/h with belt speeds up to 3 m/s and belt widths up to 3000 mm, as claimed by the manufacturer [141].



Furthermore, optical solutions for mechanical recycling such as SORTEX®A, SORTEX®N and SORTEX®N PolyVision technologies developed by the Bühler Group can offer optical sorting solutions to detect same-in-colour contaminants such as PVC, PP, PE, and PS as well as rubbers and silicon [142], [143], [144]. Other manufacturers such as the Amut Group rely on metal detection, VIS/NIR detection techniques and dedusting to ensure a claimed concentration of less than 150 ppm of foreign particles, e.g. PVC, polyolefins, paper, glue or metals [132].

TOMRA in turn developed flexible sorting technologies [145] based on color sorting (*e.g.* AUTOSORT™ FLAKE or INNOSORT™ FLAKE), considering mass and density variations (*e.g.* AUTOSORT™ SPEEDAIR), depending on the nature of the material (*e.g.* X-TRACT™ for wood or COMBISENSE™ for grey metal sorting). MSORT and GSORT Technologies developed by MOGENSEN in turn deal with electro-optical sorting technologies, using X-ray and NIR, to sort out plastics from rough waste streams which contain glass, salts and rocks [146], [147]. The manufacturer claims a sorting accuracy up to 99.9% with low operation costs and detections of up to 25.000 particles per second. In addition, Wagner Magnete offers a wide range (electro)magnetic solutions of (non-)ferro separation. Their Eddy Current Separator lines (*e.g.* Series 0438) consists of a Neodymium magnet with working widths up to 3000 mm, belt speeds up to 2.8 m/s and rotor speeds up to 3000 1/min, as claimed by the manufacturer. Their overbelt separators (*e.g.* Series 0452) should be able to remove iron particles up to 250 mm from all kinds of waste streams which are claimed to be robust and reliable [148].

4.1.2. Commercial processing technology

As explained above, the working horse of the mechanical recycling plant is the extrusion unit, in which the polymer is molten and brought to a recycled pellet or granulate in view of further shaping in an actual application, *e.g.* a film or injection mould part. Innovation lies in (i) the connectivity of the extrusion step to the pre-processing, finishing and performance actions as well as (ii) the model-based design of the overall energy consumption and molecular modification during each remelting step. In what follows some commercial examples are given in which the first type of innovation has been applied, highlighting the current overall process design in which the overall processing unit part is embedded in a suited benchmark framework.



On the commercial level, particularly for PET BtB mechanical recycling, BoreTech e.g. offers a complete bottle to bottle recycling plant approach for the conversion of post-consumer PET bottle bales into food grade rPET pellets [149]. This manufacturer offers a washing line for decontamination and sorting, a pelletizing line for pelletization combined with a continuous SSP line. SIPA's XTREME Renew on the other hand offer preform moulding technologies with claimed lower injection pressures, melt stresses and IV drops throughout the moulding process [150]. Sophisticated cameras and optical pyrometers inspect for visual defects such as bubbles, scratches and black specks, facilitating the output quality which can contain up to 100% rPET. Its fully electric automated system enables a total oil-free environment both for the end product as well as the operators. Additional systems such as XTREME SINCRO^{CUBE} or XTREME RENEW SINCRO^{CUBE} can further automate the moulding process [151]. SOREMA Plastic Recycling Systems claim to offer complete PET BtB systems which transform post-consumer PET bottles (curbise selective or deposit) into high quality recycled flakes (rPET) to be used in (food-grade) bottles, sheets, fibers and strappings [152].

Additionally, SACMI developed Injection Preform Systems (e.g. IPS300 and IPS400 Series) which allow for reprocessing of rPET pellets or flakes up to 100% and 50% respectively, with a throughput of up to 1220 kg/h with up to 144-cavity moulds. Add-ons (e.g. FLOW+ or COOL+) improve the thermal efficiency, shorten cycle times, decrease melt stress, and contribute to acetaldehyde (AA) reduction [153], [154], [155].

Sikoplast Recycling Technologies in turn commercialized the so-called in-line SIKOREX extrusion system, which is developed for the nonwoven industry in which edge strips, from a previous manufacturing process, are drawn in line and are converted into a melt during extrusion [135]. Since no preliminary shredding is required, the load on the material is lowered and no milling dust is generated. Furthermore, INTAREMA® FibrePro offers fibre-to-fibre recycling with fibers containing up to 100% rPET [272]. The developers claim that this technology can produce fibers characterized by a dtex number of 2 and an increased IV-value up to 0.25 dl/g, while cleaning the fibres from spinning, texturizing and additive oils.



4.1.3. Additional commercial processing technology

View Article Online
DOI: 10.1039/D4SU00571F

Commercial technology has also been developed in view of additional processing steps, aiming at chain repair and molar mass alternation or in general chemical modification. For instance, commercial LSP systems such as P:REACT® [115] developed by Next Generation Recyclingmaschinen GmbH (NGR) aims at control over IV values and output quality. It has been claimed [115], [117], [118] that one of the main advantages of the LSP process lies in its versatility to accommodate a wide range of input materials and mixture ratios, thereby conferring flexibility and adaptability to the recycling process. Moreover, LSP facilitates decontamination of the PET material, rendering it more suitable for food contact applications.

Another example of an interesting commercial LSP technology is LSPLINE® [119], aimed at bolstering the efficiency and efficacy of PET recycling processes. The reactor design and control and focus on energy efficiency should contribute to the overall challenge of a higher throughput, IV enhancement, and an increased purity of rPET materials.

Overall it thus follows that PRE-LCA connections are not really standard in commercial technology comparisons. As explain in Section 2 by improving the connection of lower and higher TRL activities a better appreciation of a given technology or a combination of technologies is within reach. Particularly, a model- or data-based comparison recognizing molecular and process scale variations will facilitate the interpretation of industrial data compared the lab scale developments, and enable systematic analyses based on more well-defined waste streams.



Table 1: Overview of commercial recycling technologies and claimed efficiencies for PET mechanical recycling as e.g. reported by the European Food Safety Authority (EFSA); table continued at the next page(s).

Recycling Technology	Significancies of Technology	Specific Energy Consumption [kWh/kg]	Claimed decontamination Efficiency	Applications	Implemented amongst for instance	References
EREMA MPR B2B	The vacuum reactor removes moisture, decontaminates, and dries flakes for extrusion, while also compacting and buffering the material to produce flakes with an output up to 2000 kg/h. No significant increase in IV values.	0.1	94.6 – 99.1%	Up to 100% rPET for food packaging articles with or without hot-fill	Alimpet (IT)	[315] – [317]
VACUREMA Basic Technology	Decontaminated flakes (max. 1.5% moisture content), with high purity, are directly fed into a single-screw extruder, eliminating the need for degassing, resulting in improved color values and minimal AA levels. IV increase up to e.g. 4% with output capacities reaching 4000 kg/h.	0.25 - 0,28	92.4 – 98.4% 96.3 – 99.8%	Less than 100% rPET for mostly thermoforming trays Up to 100% rPET for food packaging articles with or without hot-fill	Buergeofol (DE), ONDUPET (ES), RE-PET (DE) STF Recycling (DE), NAN YA PLASTICS (TW), Utsumi (JP)	[321] – [325] [321], [326] – [332]
VACUREMA Advanced Technology	The vacuum crystallization dryer pre-dries and decontaminates the input material before feeding it into VACUREMA Basic Technology, ensuring a short residence time in the extruder due to its high decontamination efficiency. IV Increase up to e.g. 6%.	0.28 - 0,31	94.6 – 99.1	Up to 100% rPET for food packaging articles with or without hot-fill	Texplast (DE)	[321], [333]
Vacurema Prime Technology	Two parallel vacuum crystallization dryers enhance output before processing with VACUREMA Basic Technology. IV Increase up to 10% with adjustable dwell times to control decontamination efficiencies. Throughputs up to 4700 kg/h possible.	0.30- 0.34	98.3 – 99.9	Up to 100% rPET for food packaging articles with or without hot-fill	Jasz Plastik Kft (HU), Coca-Cola HBC Polska (PL), Fa. Enkador S.A. (EC)	[318] – [321], [334] – [339]



Table 1 (continued)

RecoSTAR FG(+)	Multiple drying units decontaminate PET flakes, with an extruder featuring a degassing unit and a melt filter for increased efficiency, while water cooling controls crystallinity. RecoSTAR FG+ offers more IV increase compared to RecoSTAR FG due to SSP process.	0.40 – 0.53	90.9 – more than 99.9%	Up to 100% rPET for food packaging articles with or without hot-fill	Poly Recycling AG (CH), Texplast (DE), ESTERPET (GB), HIROYUKI INDUSTRIES (JP)	[340] – [345]
RecoSTAR PET iV (+)	Utilizes an SSP reactor at the end of the RecoSTAR FG(+) setup to enhance the IV-values of PET pellets. RecoSTAR iV+ claims to reduce AA and VOC levels to a minimum compared to RecoSTAR iV.	0.25 – 0.35	95.9 – 98.7%	Up to 100% rPET for food packaging articles with or without hot-fill Up to 100% rPET for food packaging articles with or without hot-fill*	Poly Recycling AG (CH), Ester Industries (IN) Alef Recycling (NG), Duy Tan Plastic Recycling (VN)	[340] – [369] [354], [360], [367], [370] – [379]
Starlinger deCON (iV+) Technology	Preheated PET flakes are fed into a SSP continuous reactor at high temperature using a combination of vacuum and inert gas flow. Depending on the configuration, outputs can reach 2000 kg/h. This technology offers promising decontamination efficiencies from 96.4% for benzophenone.	0.10 – 0.15	96.4 – 99.5%	Up to 100% rPET for food packaging articles with or without hot-fill	Veripack Embalajes (ES), Ferrarelle (IT), Pinaform (ES)...	[380] – [408] [409] – [410]
Starlinger PET Direct iV+ Technology	Washed and dried flakes undergo extrusion, filtration, and crystallization in a water bath, followed by additional decontamination and improvement of IV-value in subsequent vacuum and SSP reactors. No pre-heating step before extrusion needed.	0.20 – 0.35	98.8 – More than 99%	Up to 100% rPET for food packaging articles with or without hot-fill	Dentis Recycling Italy (IT), DY Polymer (KR), EcoBlue (TH)	[434] - [439]



Table 1 (continued)

Polymetrix Pellet Technology (Stand-alone)	Washed and ground PET flakes undergo extrusion, followed by crystallization and polymerization in a crystallization reactor and SSP reactor, respectively, with the entire process utilizing inert gas for enhanced decontamination, yielding pellets as output (up to 1100 t/d) which can be used for B2B, yarn production or other PET Recycling purposes.	Not specified.	95.9 – more than 99%	Up to 100% rPET for food packaging articles with or without hot-fill 100% rPET for food packaging articles with or without hot-fill	MOPET (DE), NOVAPET (ES) PT Veolia Indonesia (ID), Plastrec (CA)	[411] – [413] [414] - [415]
Vacunite Technology	Combines both the EREMA Basic Technology (first) and the Polymetrix Pellet Technology (second). AA Levels remain under 1 ppm after processing.	0.35	97.1 – 99.8%	Up to 100% rPET for food packaging articles with or without hot-fill 100% rPET for food packaging articles with or without hot-fill*	SGR (FR), RCS Plastics (DE), Renovatpet (ES) Veolia Huafei Polymer Technology (CN), Plastibak Iberia (ES)	[416] – [423] [424] – [431]
Bandera Twin PET Technology (HVTSE)	Decontamination is efficiently achieved in a degassing a twin-screw extruder, saving energy by eliminating the need for pre-treatment and operating at low pressures. Production up to 5t/h with low IV drop due to the use of twin-screw system.	0.21	97.4 – 99.98%	Up to 100% rPET for food packaging articles with or without hot-fill	AMB (IT)	[432] – [433]
Bandera PURE Technology	PET Flakes are pre-conditioned by microwave devices, air treatment, vacuum pumps and protection filters to improve decontamination efficiency. Often followed by HVTSE Technology.	Not specified.	95.6 – 99.7%	Up to 100% rPET for food packaging articles with or without hot-fill	Aristea (IT), Roboplast (IT), Arcoplastica (IT)	[453] - [455]



Table 1 (continued)

SML Technology	Virgin and post-industrial CW are combined with washed PET flakes, dried using IR-dryers and air dryers, and subsequently decontaminated and degassed in a single-screw extruder before further processing	Not specified.	90.9 – More than 99.9%	Up to 50% rPET for water bottles Up to 80% rPET for general articles Up to 100% for food trays	SML Maschinengesellschaft (AT)	[440]
NGR Technology	MeltState Polymerization transforms the polymer into strands, enhancing the surface-to-volume ratio and allowing for significant increases in IV-values. Decreases processing times and operating costs significantly with outputs up to 3 t/h.	0.12 – 0.40	96.5 – More than 99.9%	Up to 100% rPET for food packaging articles with or without hot-fill	Indorama Ventures Recycling Verdun IVRV (FR), Wellman Neufchateau Recyclage WNR (FR)	[441] - [447]
Kreyenborger CLEAN+ Technology	IR Sorted, washed, and ground flakes are infrared-heated with controlled air flow, desiccant-dried for further decontamination, without extrusion, yielding flakes as output	Not specified.	95 – More than 99.9%	Up to 100% rPET for food packaging articles with or without hot-fill*	AR Packaging Flexibles (SE), Paccor Polska (PL), Amhil Europa (PL), Petainer Lidkoping (SE)	[448] – [451]
Reifenhäuser Technology	Washed and dried flakes are fed continuously into an extruder which decontaminates the material by atmospheric degassing and vacuum pump degassing	Not specified.	68.7 – More than 99.9%	Up to 100% rPET for articles which have to be stored at relatively low T. Up to 75% rPET for confectionary packaging Up to 55% rPET for fruit and vegetables packaging Up to 15% rPET for cakes, donuts and chocolates packaging	Silver Plastics (DE)	[452]



5. Contamination during PET mechanical recycling

The presence of contaminants in PET materials and their processing poses a significant challenge for the industrial realization of optimal mechanical recycling procedures and decision making. If the contamination level is too increased, one likely encounters issues regarding the attainable degrees of purity and product quality, with potentially adverse effects for the physical integrity and suitability for applications [122], [123]. Additionally, the presence of contaminants imposes potential risks to the health of consumers specifically if these materials are used in items manufactured as food storage devices [156] - [158].

The PET contaminants can originate from various sources throughout the production and lifecycle of the PET material. They may include chemical residues from PET production and processing, and contamination products during contact with food or other substances, and even during recycling stages. Specifically, the inadequate sorting and classification of materials as well as the inefficient handling and removal of the chemicals involved in the (mechanical) recycling process can contribute to an increase in contamination levels.

The majority of contaminants are usually referred to as Non-Intentionally Added Substances (NIAS) [13], [159], as they are not part of the intended PET formulation although they are found in the final (commercial) PET products. Compounds such as AA, acetone, butanone, bisphenol A, limonene, furan, benzene, styrene, and 2-methyl-1,3-dioxolane, are commonly classified as NIAS in rPET, as they are not added by the industrial operator during PET manufacturing or recycling processes [159]. In contrast water (or moisture) is not seen as NIAS although its presence can facilitate the formation of certain NIAS [13].

Notably, mechanical PET recyclers must comply with standards but the legislation on PET recycling for food packaging varies and is rather is limited, despite PET being one the most widely used commodity products. Table 2 gives an overview of international agencies reporting relevant standards providing guidelines for acceptable recycling of PET for food packaging relevant for the originating



countries. Many international standards adopt (parts of) well-established guidelines, such as those provided by the EFSA and the FDA. Article Online
DOI: 10.1039/D4SU00571F

More specific in Europe one focuses for instance on Regulation (EU) 2022/1616 [275], which mandates that over 95% of the input materials must be suitable for food contact. NIAS in recycled rPET could potentially impact food safety if they migrate into food or beverages stored in containers made from this material [161]. According to Annex I of the Commission Regulation (EU) No 10/2011 substances must not migrate above Specific Migration Limits (SML's) for food safety [274]. NIAS that are not listed in regulatory frameworks must undergo risk assessment to demonstrate that they do not pose a health hazard. Compounds such as bisphenol A, benzene, and styrene are *e.g.* recognized as substances of concern under the Global Harmonized System (GHS) for classification and labeling of chemicals [160] – [162]. Benzene is classified as a carcinogen (category 1A) and a mutagen (category 1B). Bisphenol A is classified as a reproductive toxin (category 1B), and styrene is classified as a reproductive toxin (category 2) [159], [165] - [167]. These classifications raise significant concerns about the presence of these substances in materials used for food contact.

The concerns surrounding the presence of NIAS in PET products are amplified by the possibility that these substances might not be regulated or monitored as rigorously as intentionally added substances, posing further challenges in defining specific limits for NIAS in food contact PET containers [159], [170]. Hence, it is essential to identify the key steps in the mechanical recycling process and the PET life cycle where NIAS and other contaminants are generated.

Mechanical recycling steps such as shredding, melting, and extrusion can all result in the generation of contaminants in post-consumer PET [156], [157], [159], highlighting the need of systematic evaluations supported by PRE and LCA connections. In each of these steps, the thermal history, moisture contact, oxygen exposure, and mechanical stress variation can induce degradation within the polymer matrix, leading to the alteration of the molecular structure of the PET chains [13], [169], [170].



Table 2: Overview of international agencies reporting relevant standards providing guidelines for acceptable mechanical recycling of PET for food packaging as relevant for the originating countries.

Country	Regulatory Authority	Advisory Scientific Body	Relevant Standards/Guidelines for Food Contact Materials	References
Australia and New Zealand	Food Standards Australia New Zealand (FSANZ); New Zealand Ministry for Primary Industries (MPI)	FSANZ Board; FSANZ Fellows	Standard 1.1.1; Standard 1.4.1; Standard 2.6.2; Standard 3.2.2 (Australia); Standard 4.2.1 (Australia)	[171] – [174]
Brazil	Ministry of Health (Ministério da Saude)	Agência Nacional de Vigilância Sanitária - ANVISA	RDC 326/19; RDC No. 91/01; RDC No. 105/99; RDC No. 51/10; RDC No. 20/08; RDC No. 105/99	[171] – [172], [175] – [180]
Canada	Health Canada (HC)	Health Canada (HC)	Section B.23.001 of the Canadian Food and Drugs Act and Regulations	[181]
China	Ministry of Health (MOH)	Ministry of Health (MOH)	GB 16487; GB 31604; GB 9685 - 2008	[182]- [184]
European Union	European Commission (EC); Directorate General for Health Consumers	European Food Safety Authority - EFSA	94/62/EC; EC (No.) 10/2011; EC (No.) 1935/2004; (EU) 2022/16; EC (No.) 1012/2006; EC (No.) 1907/2006; EC (No.) 2023/2006	[273]- [275], [277] – [279]
Eurasian Economic Union (EAEU)	Eurasian Economic Commission (EEC)	Eurasian Economic Commission (EEC)	TR CU 005/2011	[185]
Japan	The Japanese Ministry of Health Labour and Welfare (MHWL)	Food Safety Commission	Food Sanitation Act; Voluntary Design Guidelines for Designated PET Bottles (Appendix A and B);	[171] – [172], [186] – [187]
Southern Common Market - Mercosur	Mercosur Standardization Committee (SGT No. 3)	Health institutes of the participating Mercosur members	GMC Resolution No. 03/92; GMC Resolution No. 32/99; GMC Resolution No. 02/12; GMC Resolution No. 32/07; GMC Resolution No. 19/21	[188] – [190]
United Kingdom	Food Standards Agency - FSA	Food Standards Agency - FSA	Packaging (Essential Requirements) Regulation 2015; Waste Regulation 2011 – England and Wales; Producer Responsibility Obligation (Packaging and Packaging Waste) Regulations 2024; The Plastic Materials and Articles in Contact with Food (Amendment) Regulations 2012 – England, Wales and Northern Ireland	[191] – [194]
United States	U.S. Food and Drug Administration - FDA	USFDA Science Board; USFDA Food Advisory Committee	FDA CFR 170.39; 21 CFR 174 - 178; Use of Recycled Plastics in Food Packaging (Chemistry Considerations): Guidance for Industry	[171]- [172], [195] – [197]



As explained in Fiorillo *et al.* [13], molecular variations are likely first taking place for the ester bonds during re-processing, with the formation of smaller molecules (*e.g.* NIAS) in follow-up reactions [157], [198]. Residual foreign polymeric materials such as polyolefin material can undergo decomposition during PET reprocessing as well, further contributing to the accumulation of NIAS in the recycled material. Next to that PET can mingled with polyesters not being PET, *e.g.* so-called copolyesters, defining other degradation pathways and rates, as also explained in Fiorillo *et al.* [13]. More in detail, the degradation of PET chains during recycling processes leads to the increase in the concentration of functional end groups such as carboxylic, carbonyl, and hydroxyl groups, as well as (conjugated) double bonds and aromatic compounds within the PET matrix. These newly generation chemical moieties act as chromophores, affecting the interaction of the polymer matrix with light inducing color changes or discoloration for rPET. These alterations in color can further impact the suitability of rPET for the desired applications, as in practice one requests certain esthetical features regardless of the application, particularly the mechanical properties.

Hence, the unavoidable presence and generation of NIAS at the industrial level emphasizes the complexity of the recycling process from the molecular level onwards, and highlights the industrial demand on dedicated research on NIAS in view of the PET recycling potential and design. Consequently, understanding the nature and impact of contaminants, coupled with stringent control and assessment throughout recycling, is crucial to ensure the effectiveness and structural integrity of rPET for various applications, particularly regarding safety for materials intended for food contact. A too large contribution of contaminants can have a too strong impact on the process efficiency. It can *e.g.* lead to a too pronounced reduction of the process yield, can result in equipment damage, and can lower the product quality, for instance the mechanical properties, visual characteristics and aesthetic appearance become less.

This section aims at a comprehensive overview of the various types of contaminants (including NIAS) encountered during PET recycling, their possible sources as well as the maximum acceptable contents of these contaminants in rPET, taking into account current regulation measures and standards. Additionally, it explores potential strategies to mitigate their prevalence and adverse effects.



5.1. Contaminant types, their impact and mitigation strategies

Contaminant classification of PET materials can be done in different ways, depending on the complexity and diversity of these materials, and the perspectives on the performance, disposal and reuse. These classifications serve specific purposes aligned with the main points of interest of the relevant parties, including scientists, engineers, recycling facility managers, regulatory bodies, and public health authorities overseeing the production, recycling and the use of these materials.

These classifications provide different views on the chemical composition, the sources, the impact on product quality and the ease of removal of contaminants during recycling processes. For instance, if the focus is on the origin or composition of the contaminants, they can be classified as organic and inorganic contaminants [199]. Alternative categorizations deal with evaluating the effects of contaminants on the physicochemical properties of the material and their complicated interactions within the processing units, especially during the recycling process. This leads to their classification as physical or chemical contaminants [200], [201]. Additionally, contaminants can be classified in four ways from a more process level point of view, considering both intentionally and unintentionally added substances. A first category are here intentionally added contaminants or physically attached items to PET bottles [202]. This includes closures (*e.g.* high density polyethylene (HDPE), PP, and metals), label substrates (*e.g.* paper, PS, PVC, and hybrids), inks, glues, dyes, and pigments added to color PET, as well as additives for extra property control (*e.g.* AA/oxygen scavengers and UV blockers) [202] - [205]. A second category are food and beverage residues, being residues from the original contents of the PET bottles, including non-food products such as shampoo [202], [203], [206]. A third category are intentionally added contaminants during the flake washing process, being for instance metals and minerals from tap water, sodium/kalium hydroxide, soaps, and surfactants [129], [207]. A fourth category are high-density contaminants that cannot be removed by flotation at recycling facilities. Examples are (Si-based) dust, metals (*e.g.* tin-plated steel and aluminum), PVC, styrenics, polycarbonates, silicones, and other polyesters than PET [16], [203], [208].

It thus not surprising that the description of (process) contaminants and NIAS for PET recycling is not that well-defined with even classifications overlapping each other [202], [203]. Consequently, in this



subsection, we aim to create a more uniform contaminant classification reference. Our goal is to emphasize the interactions of PET contaminants with the processing and handling (*e.g.* pre-treatment and finishing) units throughout the recycling process, while exploring the potential impact of these contaminants on material properties and performance. We differentiate between the contaminating contributions of moisture, labels/adhesives, particulate contaminants, polymers (*e.g.* in bottle caps), pigments/dyes, ortho-phthalates, heavy metals, bisphenol A, and VOCs. Note that most categories considered can be seen as NIAS but not all [204], [209].

5.1.1. Moisture

One of the main challenges encountered during PET recycling is related to its hygroscopic nature and its potential to absorb moisture, due to the ester and hydroxyl groups embedded in its chemical structure [212]. In case PET is subjected for a significantly long time to an elevated temperature during recycling for melting, the absorbed moisture can cause chain shortening through hydrolysis reactions [168]. A larger extent of such reactions reduces the average molar mass, drastically altering the PET physical, chemical and mechanical properties.

Interestingly, due to the hydrolysis of PET, the formation of NIAS such as AA, formaldehyde, acetic acid, and ethylene glycol can be facilitated as highlighted by Fiorillo et al. [13], [210], [211]. These substances are not part of the intended PET formulation can be seen as by-products of hydrolysis. Water can thus become a double contaminant in PET recycling, as it not only degrades the polymer chains but also leads to the creation of these unwanted by-products [13], [210].

Likely during the recycling of PET most of the moisture absorption occurs during the washing process [213]. Hence, a mitigation for downstream operations is highly recommendable. A common industrial mitigation approach to minimize hydrolysis involves drying PET before melting, and combining it with virgin PET material, antioxidants, and stabilizers [28], [214], [215]. However, the drying process for PET has limitations, due to the strong attraction of water molecules and the polymer chains via intermolecular hydrogen bonds. Consequently, even after dedicated drying, some moisture tends to persist within the PET material. Nevertheless, in case one wants to limit the number re-processing units,



the moisture content needs to be reduced to below *e.g.* 0.02 m% so that the material can be considered acceptable for sustainable melting and subsequent reprocessing [94]. It should although be reminded that one can also avoid the drying step and allow for hydrolysis to then aim at chain repair through SSP at sufficiently long time [120].

5.1.2. Labels and adhesives

On PET containers, it is common to find labels or sleeves made of materials such as low density polyethylene (LDPE), PVC, PS, and polyethylene terephthalate glycol (PETG) [94]. These labels and sleeves provide information about the product, its manufacturers, and the proper disposal. They are typically attached to PET containers using various adhesives, which are different in type and composition [216], [217].

The presence of labels and adhesives on PET containers presents significant challenges during the recycling process, leading to contamination of the recycling stream. To address this issue, removal methods involve multiple steps such as washing, shredding, and exposure to chemical solutions to facilitate their separation from PET containers [94], [218].

However, challenges exist for the treatment of labels and sleeves. For example, they can persist on PET bottles during sorting, resulting in a decreased rPET yield. Additionally, depending on their type, thickness, and size, they may disrupt the sorting accuracy, leading to misidentification of PET bottles as undesirables. PVC labels, in particular, pose a significant problem as they decompose during extrusion, clog extruder fillers, and cause quality issues, thereby increasing waste generation in the recycling process [94],[218].

The presence of labels and adhesives has a negative impact on the properties of rPET, as it affects both its mechanical characteristics and its processability. For example, some reports indicate that rPET samples, containing traces of these contaminants, show substantially decreased toughness and stiffness, as well as poor moldability and processability [217], [218]. Consistently, the extensive removal of these contaminants from the recycling stream has demonstrated marked improvements in the mechanical integrity of rPET. Note that three types of widely employed labels are (i) wrap-around, (i) full-wrap



shrink sleeves, and (iii) plastic film pressure-sensitive labels. Each type could potentially influence the recycling process in a different manner but more research is needed to substantiate this variability.

Overall it can be stated that alkali- or water-soluble adhesives are the preferred choice to attach labels to PET bottles [219]. These adhesives aid in easier cleaning of the bottles before recycling, especially compared to non-water-soluble thermoplastic polymers commonly found in hot melts [220].

5.1.3. Particulate contaminants

During the PET recycling process external contaminants such as dust, sand or in general small particles may be present, affecting the purity of the recycling waste stream and the quality of the rPET materials [129]. These contaminants can come into contact with PET materials at any time in their life cycle, from the first moment that PET containers enter the market as well as during interaction with the target user group for a certain product. However, these contaminants also have the potential to infiltrate the recycling process during different phases of the process, including the collection phase, due to exposure to the outside environment, and during sorting and transportation. This is especially the situation if the sorting facilities or the transport units are not subject to adequate maintenance.

Like other types of contaminants, these particles negatively impact the physicochemical properties of rPET, compromising its suitability for various applications [85], [129]. In addition, these particles can have an abrasive effect on recycling machinery, causing wear and tear, further increasing maintenance costs and causing possible failures during the execution of the process.

It is thus necessary to maintain stringent contamination control measures and implement mitigation strategies for the removal of particulate matter contamination throughout the recycling process flow. These efforts are essential to safeguard the integrity of processing equipment, preserve the quality of rPET materials, and optimize the recycling process. Some of the control measures include technologies such as air classification, washing and rinsing, centrifugal separation, float-sink separation, electrostatic separation, surface treatment, and magnetic separation, specific to the characteristics of the particulate matter present in the PET flakes. These principles behind such mitigation measures have been described in Subsection 3.1 to Subsection 3.3 of the current contribution.



5.1.4. Pigments and dyes

Clear PET stands as the benchmark material in applications such as bottle-to-bottle recycling, due to its transparency and capacity to produce high-quality recycled materials ideal for food packaging. Its ease of sorting and treatment during recycling, alongside its high demand in various markets and recycling streams, make PET BtB mechanical recycling economically advantageous [72]. However, colored PET has also gained popularity within packaging materials, primarily for its role in enhancing brand recognition and aesthetics across diverse industries.

The incorporation of color into PET materials includes the use of color additives such as pigments or dyes during the manufacturing process [223]. Moreover, color additives can come into contact with PET materials through printed ink labels added to PET containers [94], potentially leading to the migration of these additives into the recycling process. These color additives add complexity to the recycling process of post-consumer PET materials, requiring extra sorting stages and the implementation of technologies like color-sensitive sensors and spectroscopy to promote an effective separation of the different PET fractions based on their colors. Such sorting strategy aims at mitigating the impact of these color additives on the quality of rPET and its potential applications.

The color additives used in PET, namely pigments and dyes, differ significantly in their interaction with the PET material. Pigments consist of solid, insoluble particles, either organic or inorganic, that are incorporated into the PET resin during production. These solid particles remain suspended in the PET matrix, producing opaque or semi-opaque colors [224], [225]. Conversely, dyes are soluble substances that have the ability to permeate the PET material, providing it with transparent or translucent color effects. However, dyes may have limitations in their solubility within PET and tend to be less durable than pigments, often fading over time [225]. As a result, pigments are more commonly preferred as color additives in PET manufacturing for their superior durability and final product visual effects.

Titanium dioxide (TiO_2) can be seen as one of the most frequently employed pigments in the production of PET, primarily utilized to provide a white or opaque color to the material. However, a significant concentration of TiO_2 in PET (*e.g.* above 1.5 m% [226]) has been noted to affect the material visual



attributes, while also compromising its mechanical behavior. The significant presence of TiO₂ in PET seems to specifically influence the fracture behavior, potentially affecting both crack initiation and propagation, especially under conditions of physical aging such as those encountered during the daily use of PET containers [226], [227].

One example of a widely used dye in PET materials is anthraquinone blue [228]. This dye provides bright colors and resists fading through interactions with the PET matrix, achieving consistent and uniform coloration. This offers significant advantages in visual appeal and product differentiation. However, anthraquinone Blue, like other anthraquinone dyes, can pose environmental risks due to its persistence and potential to leach into soil and water bodies. This can adversely affect aquatic ecosystems and contribute to long-term environmental pollution [229].

Moreover, this type of dye can degrade during recycling and form potentially hazardous substances such as benzene and formaldehyde, known carcinogens classified as Category 1A and Category 1B by the European Chemicals Agency (ECHA), respectively [165], [230]. Other byproducts may include quinones or hydroquinones, which have toxic and potentially carcinogenic properties. Additionally, anthracene and polycyclic aromatic hydrocarbons (PAHs) can be formed from the thermal degradation of anthraquinone dyes. These byproducts pose significant health risks and necessitate stringent monitoring and control measures during PET recycling to mitigate their occurrence [231].

5.1.5. Ortho-phthalates

Ortho-phthalates are esters of phthalic acid commonly added to polymers as plasticizers to improve their mechanical properties, making them suitable for various applications including beverage containers, packaging materials and other plastic products [232]. Different types of ortho-phthalates have been found in PET materials/bottles such as diethylhexyl phthalate (DEHP), dibutyl phthalate (DBP), benzyl butyl phthalate (BBP), diisobutyl phthalate (DIBP), and diisononyl phthalate (DIP) [233] - [238].

Notably ortho-phthalates are not covalent bounded to the PET matrix, which makes them prone to migrating out the PET materials, especially in case these are exposed to high temperatures or are in contact with liquids, such as acidic beverages, during prolonged use [234], [237]. This propensity for



migration from PET materials has raised significant concerns, due to the potential health risks associated with their ingestion such as endocrine disruption, kidney and liver problems as well as developmental problems and adverse effects on reproductive health, specifically in vulnerable populations such as infants and pregnant individuals [234], [235], [238].

For PET bottles, additional complications associated with their continued reuse have been reported, as structural changes may occur from an amorphous to a more crystalline matrix. This contributes to the release of microscale PET flakes or particles from the bottle, potentially increasing the ingestion of ortho-phthalates along with the beverage contained in the bottles [232].

5.1.6. Heavy metals

Another category of contaminants often found in PET products comprises heavy metals such as nickel, chromium, cadmium, antimony, and lead. While in most cases these metals are not deliberately added to PET (in high concentrations), they can infiltrate the material during the manufacturing and recycling processes. Their presence in PET products raises significant concerns, due to their recognized toxicity and potential adverse effects on human health [246], [249].

In general, there are various sources responsible for the contamination of PET with heavy such as synthesis additives, labels, adhesives, inks, and debris introduced during transportation and sorting processes. Moreover, heavy metals can initiate chemical reactions within the polymer matrix, leading to a decrease in the PET average molar mass, compromising the mechanical properties. This contamination not only raises health concerns but also diminishes the efficiency of the recycling process of PET, thereby impacting the sustainability and viability of reusing PET materials [246].

One of the main concerns about the presence of heavy metals in PET products, either from virgin or recycled nature, is related to the antimony (Sb) content, as it is a residual element from the catalyst used during the polymerization of PET. The migration of Sb from PET bottles into contained liquids such as water or drinks depends on the residual amount remaining in the polymer, the type of food (*e.g.* aqueous, acidic, high alcohol or high fat), and the IV of the polymer [247], [248]. An increased temperature and



extended storage period can also promote leaching of Sb from PET bottles into contained liquids, exacerbating health concerns [248], [249].

It should be stressed that the use of Sb is approved and contemplated in Regulation (EU) No 10/2011 for use in manufacturing plastic materials that come into contact with food, provided that its SML does not exceed 0.04 mg kg^{-1} [274]. However, instances have been reported where Sb has been found in PET products at concentrations ranging from 200 to 300 mg kg^{-1} [250]. Sb poses potential health risks, including skin irritation, respiratory problems, and gastrointestinal issues, even at trace levels [251]. Furthermore, according to the ECHA database, antimony trioxide (Sb_2O_3), the typical form of Sb found in PET, is classified as a Category 2 carcinogen and as a Category 2 substance for Specific Target Organ Toxicity - Repeated Exposure (STOT-RE), indicating it can cause damage to the lungs through prolonged or repeated exposure [252], [253].

Beyond Sb, concerns persist regarding the leaching of other metals such as nickel, chromium, cadmium, and lead from PET products into consumables. For example, the presence of nickel or chromium in products of human consumption has been associated with problems of health, including the inhibition of human growth, development, and possible the initialization of cancer [249], [253]. On the other hand, the consumption of cadmium has been associated with kidney and skeletal damage, while the consumption of lead has been linked to problems such as a reduced mental capacity in children and memory loss in adults.

The presence of heavy metals in PET therefore not only compromises human health but also undermines the effectiveness of PET recycling efforts. Mitigating these risks requires strict monitoring, compliance with regulatory limits and innovations in manufacturing and recycling processes to ensure safer and more sustainable production and use of PET.

5.1.7. Volatile organic compounds

For PET production and recycling there have been significant concerns related to the presence of organic contaminants, each characterized by distinct chemical compositions and origins within the PET



lifecycle. Among these contaminants, we specifically encounter organic VOCs such as AA, styrene, and toluene, known for their volatility and potential health and environmental implications [156], [198].

For instance, VOCs such as nonanal and decanal are known for their low odor threshold values, meaning that even small amounts can cause noticeable odors [255]. Furthermore, the VOC migration raises concerns about the sensory quality of water stored in PET bottles, as these compounds can contribute to off-flavors or odors in the water. Moreover, there are potential health implications associated with the VOC migration from packaging materials into consumable products, although the detected levels are generally low.

The organic VOCs are generated during PET production, processing, and recycling, due to degradation reactions induced by the high (melt) temperatures. Furthermore, the VOC presence in rPET samples could result from various factors, including the misuse of post-consumer PET material, the lack of control in material collection, the recontamination in the recycling system, or external contamination [198], [254].

One of the most critical VOC type of contaminants found in PET products is AA. This molecule is a byproduct of the breakdown or degradation of the PET matrix, either during the manufacturing or recycling, particularly in case PET is molten due to the exposure at high processing temperatures [256]. Acetaldehyde can become trapped within the PET polymer matrix and may migrate out of the PET materials, particularly if conditions favor this migration *e.g.* the product is carbonated or acidic [256], [257].

More importantly, this contaminant raises serious concerns due to its potential carcinogenic effects in humans. Prolonged exposure to elevated levels of AA has been specifically associated with respiratory problems and irritation [258], [259]. Additionally, its presence can compromise the mechanical properties of PET products, leading to discoloration or yellowing and accelerating their degradation, thereby shortening the PET lifespan. Moreover, even at low concentrations, AA can affect the taste of food and beverages stored in PET containers, potentially imparting off-flavors. This poses a significant



concern for the food and beverage industry, specifically in case maintaining the original flavor profile is essential [258] – [260].

Another significant VOC for PET products is formaldehyde. This molecule is also a byproduct of the breakdown or degradation of the PET matrix, occurring either during manufacturing or recycling, especially in case PET is exposed to high processing temperatures [214]. Formaldehyde can migrate out of PET materials, especially at elevated temperatures and for prolonged storage times, or in the presence of carbon dioxide (CO₂), which exacerbates its migration. For example, research has indicated that at 40 °C formaldehyde concentrations in carbonated mineral water are nearly three times higher than in flat natural mineral water due to CO₂-induced methanediol cluster formation during degassing [261].

The presence of formaldehyde can negatively impact the mechanical properties of PET products and contribute to discoloration or yellowing. Additionally, the presence of formaldehyde complicates the recycling process of PET, necessitating the use of specialized techniques, such as advanced sorting and separation technologies, to effectively manage PET fractions containing formaldehyde [260]. During the recycling process, formaldehyde can also contribute to the formation of potentially hazardous NIAS, including other aldehydes and VOCs.

Intriguingly, formaldehyde poses serious health concerns due to its cytotoxic, genotoxic, and endocrine-disrupting properties. Under Regulation (EC) No 1272/2008, formaldehyde is classified as a category 1B carcinogen and a skin sensitizer (Category 1), due to its propensity to cause skin irritation [230], [263], [264]. Exposure, even at low levels, can also result in respiratory irritation, coughing, severe lower respiratory effects such as bronchitis and pneumonia, gastrointestinal tract tumors, and severe allergic reactions [263], [265]. Furthermore, formaldehyde contamination can compromise the quality and safety of food and beverages stored in PET containers. Its presence, even in trace amounts, can affect the taste and odor of the contents, posing a significant concern for the food and beverage industry. Despite that the migration levels of formaldehyde in bottled water are generally within international safety standards, the compound potential health risks necessitate strict monitoring and regulation during the PET recycling process [261], [265].



Other VOC substances commonly reported as contaminants for rPET include ethylene glycol, 2-methyl-1,3-dioxolane, acetone, butanone, limonene, furan, benzene, styrene, toluene, benzophenone, 2-tetracosane, chloroform, chlorobenzene, and naphthalene [157], [254], [255]. The origin of these compounds in rPET varies widely but in general requires the consideration of a detailed reaction and process scheme [157], [170].

Similar to AA and formaldehyde, ethylene glycol residues in PET can originate from the breakdown of the PET matrix during processing or due to exposure to high temperatures [214]. Additionally, ethylene glycol can remain as a remnant from the PET production process for which it serves as a monomer [170]. Furthermore, substances such as acetone and butanone can come from cleaning agents or similar compounds used during manufacturing or recycling processes. Limonene, which is associated with cleaning agents used during PET recycling, may also be present in PET due to residues from beverages or other food sources, potentially migrating to PET containers [159], [170].

Regarding furan, benzene, and styrene, one can state that their presence is commonly linked to breakdown reactions of foreign materials dispersed within the PET matrix during recycling, often due to insufficient sorting and cleaning processes. For instance, benzene likely results from reactions within the PET matrix, potentially due to chlorine-containing substances present in rPET. Styrene might originate from the thermal degradation of PS contaminants within the rPET matrix. A similar explanation is often put forward for the presence of compounds such as 2-methyl-1,3-dioxolane in rPET. It must although be admitted that the specific pathways through which this compound arises are not well-documented, and sources might include impurities in raw materials, involve breakdown products resulting from the recycling process as well contaminants from previous use or storage, and from reactions occurring during the manufacturing or recycling of PET [159].

Mitigation strategies to address VOC contamination in rPET include implementing effective cleaning processes such as super clean cleaning to remove contaminants. However, stringent monitoring and QC measures are necessary to ensure the safety of rPET materials, particularly for applications like food



packaging [157], [254]. Furthermore, stabilizers such as 4-aminobenzoic acid, diphenylamine and dihydroxybenzoic acid can be added to PET in order to minimize the amount of the generated AA [94].

5.1.8. Linear and cyclic oligomers

The presence of PET linear and cyclic oligomers along with polymer byproducts adds complexity to the classification of organic contaminants. These compounds manifest during degradation processes or as residues from the manufacturing and recycling of chains, raising concerns regarding their potential impact on product safety and environmental sustainability [157]. They enter the PET matrix through multiple sources, such as (i) incomplete polymerization during manufacturing; and (ii) thermal or hydrolytic degradation during processing and recycling as well as upon extensive usage. Additionally they can originate from other polymer (parts) defining the PET-based application.

There are three primary series of oligomers in PET. The first one is oriented around a balanced mix of terephthalic acid and ethylene glycol units, whereas the second one is based on substituting one monoethylene glycol unit with a diethylene glycol unit, and a third one deals with replacing two monoethylene glycol units with diethylene glycol units. Additionally, byproducts such as terephthalic acid, ethane-1,2-diol, and 2,2'-oxybisethanol can be present, potentially stemming from ring-opening and breakdown processes [267], [268]. Unwanted comonomers like diethylene glycol can lead to the development of cyclic and linear structures within the polymer matrix [270].

Mitigation efforts to reduce oligomers in PET involve the development of more stringent manufacturing processes, more thorough cleaning methods, and ongoing improvements in production techniques. Despite these mitigations, limiting oligomer content remains challenging, due to the complexity of production cycles. While PET is known for low oligomer migration, certain oligomers such as cyclic trimers, pentamers, and linear derivatives have been detected migrating into food and beverages. This migration is more notable at higher temperatures, potentially elevating concentrations to worrisome levels. Concerns arise regarding human exposure to these oligomers, as their levels vary based on the food types and storage conditions. Moreover, these oligomers and other byproducts can alter the physical



properties of the PET products, impacting mechanical strength, thermal stability, and possibly their barrier qualities [267], [268], [270].

5.1.9. Polymer byproducts

Specifically, for PET bottles, contamination at the polymer, hence, not by default oligomeric level is relevant as well. PET is a highly preferred material for producing plastic bottles, given its favorable properties such as lightweight, strength, and durability. Additionally, the recyclability of PET plays a crucial role in its selection for bottle production, contributing to its economic feasibility across the entire process chain. However, upon considering auxiliary components such as bottle caps (and labels), materials other than PET are commonly present as well. The introduction of these non-PET plastic materials make the recycling process less trivial. The mixing of these materials in the recycling stream can have adverse effects on the inherent properties of PET, impacting its material performance for the production of new bottles. As a result, these polymeric foreign materials act as contaminants during the PET recycling process.

Bottle caps are frequently crafted from plastics such as PP or HDPE, showcasing properties significantly different from PET [221]. These differences are manifested in macroscopic properties such as strength, transparency, flexibility, and other relevant features. Consequently, these materials are considered potential contaminants that must be addressed during the PET recycling process, as they have a substantial impact on the quality and integrity of the rPET material. The recycling process itself can also introduce polymeric contaminants from other materials such as PVC and nylon. It should be noted that PET flakes must meet minimal requirements, for instance it has been stated that they should contain less than 50 ppm of poly(vinyl chloride) and less than 10 ppm of polyolefins [13].

Introducing other non-PET macromolecular materials into the recycling streams creates additional challenges in the sorting, cleaning, and processing stages, due to the highly divergent processing conditions, including different melting points of these materials [85]. This complexity accentuates the need for enhanced sorting technologies and processing methods to ensure the efficient and sustainable recycling of PET in the presence of these diverse plastic components. Recent technological design for



instance allows upon proper use to attach the HDPE-based caps to the used PET bottles. Additionally, the aforementioned challenges may result in increased operational costs, potentially leading to a reduction in profit margins for recycling facilities [221], [222].

5.1.10. Bisphenol A

Bisphenol A (BPA) is a chemical compound primarily used in the production of polycarbonate and epoxy resins that can present in PET waste streams. It should be stressed that BPA is not intentionally added to PET during its production process [239], [245]. However, instances have been reported where BPA has been found in PET products, generating concerns about the contamination of PET materials with BPA [240], [242] – [244]. The contamination with BPA occurs due to potential cross-contamination or accidental mixing of PET with other plastics containing BPA during manufacturing or recycling processes [242]. Further sources of BPA in PET bottles, specially water bottles, have been associated with the bottle closures [243] and contaminated water with BPA prior to bottling [244].

BPA is in general integral to the manufacturing of various plastic components such as food and beverage containers, electronic products, thermal papers, and dental sealants [239]. However, the presence of BPA in these materials raises significant concerns for the public health as well as the wildlife and associated ecosystems. This is because of its ability to leach out of plastics, especially upon exposure to heat or acidic conditions. BPA is widely recognized as an endocrine disruptor as well as a skin sensitizer, and is toxic to reproduction [163], [166], [240], [241]. Exposure to BPA has been linked to various health issues, including reproductive problems and developmental disorders, due to its estrogen-mimicking properties [243] - [245]. Due to these concerns, the EU Expert Committee already approved a proposal from the European Commission to ban BPA due to its potentially harmful effects on the immune system [164], [245], [269]. An actual ban, expected to be enacted by the end of 2024 with a transition period, primarily targets BPA in packaging such as can coatings, reusable plastic bottles, and kitchenware [269]. However, exceptions exist, including epoxy resins used in large tanks and polysulfone plastic for filtration devices [269].



5.2. Regulations and standards

As highlighted in the previous subsection, a wide range of contaminants can disturb the PET production and recycling. A paramount challenge is therefore the development of regulations and standards toward permissible contaminants and their amounts. This requires dedicated research and testing in a first stage for isolated contaminants to then in a second stage aim at upgrades in an industrial environment with mixed contributions of various contaminants types and potential accelerating or inhibiting effects.

Important official documents regarding current regulations and standards are *e.g.* (i) the directive 94/62/EC on Packaging and Packaging Waste [273]; (ii) the Commission Regulation (EU) No. 10/2011 on Plastic Materials and Articles intended to come into contact with food [274]; (iii) the Commission Regulation (EU) 2022/1616 on Recycled Plastic Materials and Articles intended to come into contact with foods [275]; (iv) the Regulation (EC) No. 1935/2004 [277]; (v) the Commission Regulation (EC) No. 2023/2006 [278]; (vi) the Regulation (EC) No. 1907/2006 [279]; and (vii) the Scientific Opinion on the criteria to be used for Safety Evaluation of a Mechanical Recycling Process to Produce Recycled PET intended to be used for manufacture of materials and articles in contact with food [276].

In what follows, the context behind these official documents is framed by a series of examples including scientific data recording studies. It is however important to note that regulatory limits are routinely updated to reflect the most current scientific literature on levels that pose health risks.

A first example is given in the work of da Silva Costa *et al.* [245], who detected BPA concentration levels in PET bottles up to $5.7 \cdot 10^{-3}$ ppm. This value is considerably lower than the SML set by Commission Regulation (EU) No 10/2011 at 0.05 mg/kg (0.05 ppm) of food simulant [274]. Nonetheless, the presence of BPA still raises some concerns regarding the total daily intake from all food sources.

A second example of a data recording study is the identification of the suited concentration of different phthalates. For example, Dekant *et al.* [236] compared their findings with the specified tolerable daily intakes (TDIs) established by the European Food Safety Authority (EFSA) [234], [235]. Despite that



the concentrations detected did not surpass the regulated limits, there are still ongoing concerns about potential health issues linked to prolonged exposure [280].

Table 3: Maximum allowable dose level (MADL) for heavy metals potentially present in PET, as based on the work of Whitt *et al.* [249].

Heavy Metal	MADL/day ^a	SML ^e
Nickel	NSRL ^b	0.02 mg/kg food or food simulant
Lead	0.5 µg/day ^c	ND ^f
Lead, oral	15 µg/day ^d	/
Cadmium	4.1 µg/day	0.02 mg/kg food or food simulant
Chromium	8.2 µg/day	ND ^f mg/kg food or food simulant
Antimony	6 ppb/day	0.04 mg/kg food or food simulant

^aThe maximum allowable dose level, amount that can be ingested per day that is considered safe.; ^bNSRL, being the no significant risk level, has been adopted under Proposition 65 for the ingested elemental nickel; ^cdaily lead exposure limit beyond which male and female developmental problems may occur; ^ddaily lead exposure limit beyond which carcinogenic health effects may occur in adults.; ^eSubstance Migration Limit according to European legislation; and ^fND: Non Detectible; a detection limit of 0.002 mg/kg food (simulant) applies.

A third example is presented in the work of Whitt *et al* [249], who examined the maximum allowable dose level (MADL) for heavy metals in rPET applications, specifically focusing on materials intended for direct food contact with the results shown in Table 3. These authors state that an increase in heavy metal contamination can be mainly attributed to commingling with electronic waste. Out of 200 tested sample replicates, the authors found that approximately 30 of them were contaminated with heavy metals. Nickel was found in approximately 96% of the cases, lead in approximately 90% of the cases, and Sb in approximately 97% of the cases [249]. The study concluded that certain metals are more likely to be found in higher concentrations in rigid containers rather than thin films, highlighting the need of better monitoring for heavy metals in case food contact applications are targeted.

Consistently, the European Directive (94/62/EC) on Packaging and Packaging Waste has established a (total) upper limit of 100 ppm for the amount of heavy metals such as lead, cadmium, mercury, chromium and/or compounds in plastic packaging [273], [281]. However, the EC has specified in the



Commission Regulation (EU) No. 10/2011 additional laws for plastic packaging materials which will/can come in contact with food items. Maximum allowable concentrations for leaching into the food for *e.g.* nickel and Sb are respectively 0.02 and 0.04 mg/kg of food. Additionally, it has been stated that the total amount of non-volatile substances that can migrate from plastic materials into food must not exceed the overall migration limit (OML) of 10 mg per 1 dm² of food contact surface or 60 mg per 1 kg of food [281].

In addition, regulatory bodies such as the EC and the American Environmental Protection Agency (US EPA) have specified different maximum tolerable values for the contribution of Sb. For instance, the EC sets a maximum concentration of 5 µg L⁻¹ for drinking water and allows up to 40 µg L⁻¹ for food in plastic containers, while the EPA regulates drinking water with a maximum of 6 µg L⁻¹. Different research sources [251], [282], [283] confirm that the concentration of Sb found in food products kept in PET containers, such as in the case of water stored in PET bottles, remains within regulated limits. However, prolonged storage or higher temperatures can elevate the levels of Sb, breaching acceptable consumption thresholds [251].

In parallel, the EFSA and the Commission Regulation (EU) No 10/2011 [274] established guidelines and thresholds relating to materials intended to come into contact with food, known as Food Contact Materials (FCM). The total migration threshold of oligomers set in Regulation is 50 µg kg⁻¹. This criterion serves as a standard to evaluate the migration of FCM oligomers to food products. While these regulations specify a total migration limit for oligomers, they may not explicitly delineate concentrations for individual oligomers, which poses challenges upon evaluating the safety over specific compounds [268], [270], [271].

The current challenges in the regulatory frameworks associated with NIAS in PET products further complicate defining well-defined specific and safe limits for these substances in food contact PET containers. Nevertheless, legislations such as the Plastic Regulation No. 10/2011 [274] and the Food Contact Materials (FCM) No. 1935/2004 [277], already demand further risk assessment for the migration of NIAS to prevent public health issues. Applicants which submit new technologies for



mechanical recycling of plastics intended for the manufacturing of materials used in food and/or beverage packaging have to also successfully prove that their technology is in accordance with the Article of the Regulation (EC) No 2022/1616 [275].

View Article Online
DOI: 10.1039/D4SU00571F

Table 4: Examples of estimated concentrations of surrogates found in collected PET, as reported by the EFSA [276], [284], [285].

Type of Compound	Estimated Concentration in Collected PET [mg/kg]	Maximum Concentration Allowed after Recycling
Limonene	2.9 – 20	A total allowed maximum that leads to a mitigation no more than 0.0025 µg/kg of body weight per day.
Methyl salicylate	15.3 - 204	
Hexanal, benzaldehyde	< 3.4	
Tricoslan	1.6	
Misuse chemicals (household chemicals, fuels or similar)	1.4 – 2.7	
Technical compounds (e.g. adipates, phthalates, and erucamides)	< 0.2 – 0.5	

The last mentioned standard considers the possible migration of chemicals into food at levels posing a threat to human health. Depending on the application, different surrogate levels are tolerated, as illustrated in Table 4. Generally, a challenge test is conducted in which the rPET (flakes) are submerged and exposed to a mix of surrogates, such as toluene, chlorobenzene, chloroform, methyl salicylate, phenylcyclohexane, benzophenone, and methyl stearate, for several days at a certain temperature. These conditions simulate possible misuse of the material, and its surrogate concentration, after washing and drying, is measured before and after the PET flakes have undergone the proposed recycling process. The EFSA panel considers per day a threshold value of 0.0025 µg/kg per body weight to be low enough to overrule concerns over toxicological effects.

More in detail, the residual concentration of each surrogate contaminant in rPET (C_{res}) is compared with a modelled concentration of the surrogate contaminants in PET (C_{mod}), which overestimates the real migration of surrogates by a value of 5 to 100. The modelled concentration deals with the surrogate migration that does not exceeds the human exposure threshold value for chemicals with structural alerts for genotoxicity. The threshold value for surrogate migration can vary depending on the final application and its recycled content, e.g. 0.1 µg/kg food for infants, 0.15 µg/kg food for toddlers, and 0.75 µg/kg



food for adults. A recycling process is considered safe if C_{res} is smaller than C_{mod} and if one does not encounter a surrogate migration that is higher than the threshold value of $0.0025 \mu\text{g}/\text{kg}$ of body weight per day.

Overall it thus follows that several studies have been already conducted for specific contaminants, however, detailed studies accounting for time dependent disturbance factors are still lacking. A full appreciation of reasonable tolerances requires a more detailed molecular driven approach identifying the key mechanisms behind the formation and disappearance of contaminants throughout the (mechanical) recycling process as well as the life cycle of PET.

View Article Online
DOI: 10.1039/D4SU00571F



6. Recycling applications

View Article Online
DOI: 10.1039/D4SU00571F

In recent years, the demand for recycled PET (rPET) in, amongst others, the food packaging industry has grown, supported by legal frameworks that allows its use, as described in the previous section. So-called super clean processes during primary recycling employ advanced technologies for efficient decontamination, enabling post-consumer recyclates to be safely reused in direct food contact applications, with bottle-to-bottle (BtB) recycling serving as a prime example [72].

Additionally, bottle-to-fiber (BtF) recycling has shown good potential for a wide range of applications (e.g. textile manufacturing and construction), while simultaneously reducing both costs and the overall carbon footprint [286]. Furthermore, secondary recycling and tertiary recycling aim to promote open-loop recycling with ongoing research on potential applications in e.g. coatings, soft tissue engineering, drug delivery, and additive extraction [262], [287] – [289].

In general, closed loop recycling is often considered the priority solution as it maintains the value of the material and keeps resources within a target market. It should although be highlighted that open recycling loops are not necessarily negative, rather we should aim to further explore the compatibilities of all recycling strategies [4], [290]. In what follows the main aspects of closed- and open loop rPET applications are covered as well as alternative routes.

6.1. Closed-loop mechanical recycling rPET applications

The primary end-use markets for rPET include food packaging for which a significant portion is utilized in the production of bottles, followed by the use of rPET for the manufacturing of trays and sheets. Of the 1.9 million tonnes of recyclates produced in the EU27+3 region in 2022, 48% was designated for bottle manufacturing and 25% for sheet extrusion (trays) [4].

It should be noted that post-consumer PET exhibits distinct processing characteristics compared to virgin PET [198]. For instance for bottle-to-bottle recycling, bottle-grade rPET resins may contain residual amounts of various virgin grades, with water-grade resins typically exhibiting lower IV values and containing acetaldehyde scavengers [198], [293]. In contrast, carbonated soft drink (CSD) grades possess higher IV values and include co-monomers designed to enhance resistance to expansion [198].



Consequently, the final rPET pellets can vary in their co-monomer composition and additive levels, leading to lot-to-lot variability that alters the characteristics of the input resin. This variability is particularly significant in stretch blow molding for which the presence of contaminants can impact the optical properties and affect the efficiency of infrared (IR) radiation absorption [198], [292]. Such variations in absorption efficiency ultimately influence the heating of the preform, which in turn affects the final thickness distribution of the bottle during stretching, potentially impacting its overall compressive strength and even leading to ruptures [198], [291].

Similarly, PET recyclers are also challenged with tray-to-tray recycling due to several factors. A primary issue is the high level of contamination. PET tray bales typically exhibit higher impurity levels than bottle bales, with common contaminants including water, organic residues, labels, lidding films, and aluminum [294], [295]. Often PET trays are found to be unmanageable due to their distinct composition, which includes multi-layer and multi-material compositions that may lead to further contamination. Their incompatibility with polyolefins makes PET trays difficult to process for mixed plastic recyclers as well [294].

While current technologies are able to distinguish mono-layer from multi-layer trays, they are often deemed financially infeasible for most material recovery facilities. To match outputs from bottle-to-bottle recycling facilities, the tray recycling process needs to be technologically improved, ideally with dedicated lines added [4]. The tray-to-tray recycling capacity is anticipated to exceed 300.000 tonnes per year by 2025, driven by initiatives such as Tray2Tray and TrayRevive [296], [297]. It should however be noted that in Europe there is no specific legislation dedicated to thermoforming packaging yet [295].

6.2. Open-loop mechanical recycling rPET applications

In addition to bottles and trays, fiber and strapping production represented the second and third largest end-use markets in 2022, accounting for 15% and 6% of the total rPET usage respectively. The remaining 6% was allocated to various other applications [4].



The textile industry is a significant consumer of rPET, utilizing approximately 15% of its total output in applications such as carpet fibers, fabrics for clothing, sport shoes, and luggage [298], [299]. The primary standards governing textiles made from recycled materials, are the Recycled Claim Standard (RCS) and the Global Recycled Standard (GRS), both of which have been in effect since 2013 and 2011, respectively [298], [299]. The RCS is an international, voluntary standard that establishes requirements for third-party certification of recycled inputs and ensures proper chain custody [299], [300]. In contrast, the GRS encompasses additional criteria related to social and environmental processing requirements, as well as chemical restrictions [301].

In line with these efforts, the European Commission published the EU strategy for Sustainable and Circular Textiles in March 2022 [302], which aims to further promote fiber-to-fiber recycling by looking at the entire lifecycle of textile products and proposing coordinated actions to transform both the production and consumption patterns within the textile industry [303]. Notably, unlike food packaging applications, which are subject to (very) stringent regulations regarding safety and migration limits, legislation governing rPET used for fiber production is less rigorous. This disparity reflects the different safety concerns associated with textiles compared to materials intended for food contact. Despite that both the RCS and the GCS standards are not mandated by law, they can enhance credibility and marketability in sectors increasingly focused on environmental responsibility.

A key point to consider is that fiber-to-fiber recycling is less common than bottle-to-fiber or tray-to-fiber recycling. After being converted to fibers, virgin PET loses its ability to be re-spun during its first melt spinning cycle due to various degradation reactions [304], [305]. Therefore, it becomes hard to recycle PET based textile waste to new fibers without applying any chain extension or consecutive depolymerization and repolymerization steps [305], [94]. Instead, at the end of their lifecycle, PET fibers can be repurposed as e.g. reinforcement in concrete, which has been shown to enhance both flexural and compressive strength compared to unreinforced concrete [299], [306]. Similarly, recent research has shown that rPET can be enhanced with additives, such as flame retardants and foaming



agents, to expand its use in various engineering applications, including electrical and structural applications [307].

Article Online
DOI: 10.1039/D4SU00571F

6.3. rPET applications not involving mechanical recycling

As was highlighted in Section 1, secondary recycling includes the decomposition of materials into their constituent monomers, which can then serve as a feedstock for the production of new plastics or petrochemicals. The potential applications of by-products obtained from chemical recycling processes are highly diverse and depend on the specific recycling method employed, such as glycolysis, hydrolysis, methanolysis, aminolysis, or ammonolysis [299].

For instance, Sarkar *et al.* synthesized a novel polyester using bis-(hydroxyethyl terephthalate) (BHET) monomers derived from rPET waste [287], with excellent cytocompatibility *in vitro* for soft tissue engineering and bone tissue engineering applications [287], [288]. Other examples include the manufacturing of e.g. hardeners, plasticizers for PVC, and rigid polyurethane foams from compounds derived from aminolysis from waste PET [299], [129].

Additionally, tertiary recycling of PET involves dissolution-precipitation techniques, where a solvent dissolves the selected polymer, which is then filtered and recovered, followed by the addition of an antisolvent to precipitate the dissolved polymer. Recent studies have demonstrated that PET can be efficiently recycled through this method, with potential applications in the recycling of multilayer plastic films [308], [309]. For example, *CreaSolv Technology* has utilized their MultiCycle CreaSolv® Pilot Plant to recover PET from multilayer flexible packaging for use in the production of textile fibers [310]. Current research is still focused on optimizing the process to make it more cost-effective and environmentally sustainable [299].

Furthermore, the chemical energy stored in PET can be recovered in the form of thermal energy during quaternary recycling, which is the least preferred method of recycling. Waste-to-energy technologies, produce heat by burning PET waste in the form of superheated steam that can be used to generate electricity, or the residual heat from the waste stream can also be used for heating residential and industrial buildings [311]- [314].



7. Conclusions and challenges

View Article Online
DOI: 10.1039/D4SU00571F

To fully define the boundary conditions that make mechanical recycling technology preferred over other techniques to handle poly(ethylene terephthalate) (PET) waste streams, it is paramount to establish a science-driven framework connecting lower and higher technology readiness level (TRL) research and insights.

This TRL connection implies the proper bridging of the molecular and process scale along the whole value chain, and the connection of several scientific disciplines, with a leading role for the field of environmental engineering science (EES), specifically life cycle assessment (LCA), and polymer reaction engineering (PRE). The proper alignment of EES and PRE can enable sustainable polymer reaction engineering (sPRE), in which the PET process and its integration in a circular context are optimized according to sufficiently tested and fundamentally supported guidelines. Such guidelines enable a more robust decision making, considering features such as environmental impact, economic suitability, and application property as well as market potential, recognizing the molecular scale, industrial implementation schemes and waste compositional deviations.

The current LCA studies, being mainly geared by the interpretation of overall process schemes and yields in different steps, have indicated that for closed-loop recycling, mechanical recycling is preferred over *e.g.* glycolysis followed by repolymerization but that in turn that combination is favored over virgin production if this production properly designed. The addition of virgin material can although be needed, as put forward for enhanced PET bottle-to-bottle recycling. This approach is recommended to lower the impact of (thermo-mechanical) degradation, again putting forward the relevance of the molecular scale in the overall evaluation.

PRE driven molecular changes mainly take place during the melt- and solid-based re-processing units, being the working horse of a mechanical recycling plant, at least assuming efficient pretreatment steps and well-established finishing techniques consistent with the virgin market. It is specifically critical to verify which degradation reactions are dominant and to which extent functional groups are converted or volatiles are created that lead to a too low final recycled polymer quality, even upon the application of



chemical repair mechanisms or in general chemical engineering mitigation strategies. If such View Article Online
DOI: 10.1039/D4SU00571F diminishing in quality would be the case for a certain generation of PET waste, one can then better anticipate the market potential for the next generations and sufficiently early start the integration of the complementary chemical recycling route, preferentially through depolymerization delivering the original monomer and first oligomers. In other words, LCA could be not only based on yields and energy efficiencies calculated for the overall plant scheme, instead, it can be based on molecular variations in each unit of such scheme, with a direct connection to the application potential also including other types of qualities as originally intended. Current LCA outputs can thus be made more molecular dependent or new LCA outputs can be defined, e.g. a LCA output correcting for repair potential.

The aforementioned molecular variations, as caused by the stochastic nature of polymer modification mechanisms at the micro-scale should also be connected to PRE morphological variations at the meso-scale (e.g. crystallinity variations), and PRE macro-scale gradients in temperature and mixing, to enable a molecular scale driven LCA along the whole value chain, particularly addressing the role of contaminants in disturbing the degradation chemistry and application outreach. These contaminants, either formed before or during the recycling, can negatively affect the equipment performance, leading to a decrease in process yield. Moreover, if these contaminants persist in the recycled PET material, they can decrease the material properties and performance, thereby hindering its effectiveness for the intended applications.

A challenge is therefore a better mapping of the influence of the various types of contaminants, including the non-intentionally added substances (NIAS), to better pinpoint mitigation strategies as well as support the formulation of future guidelines and regulations, taking into account technological adaption to better measure NIAS contributions and to avoid the formation of (critical) contaminants at the plant level. The required research efforts need to be embedded both in academia and industry, and upon their successful realization will enable the full exploitation of sPRE.

In this emerging sPRE field, model-based design and data analysis will be essential to grasp with a sufficiently high level of fundamental detail how units in the PET recycling industry need to be



connected, accounting for movements in the virgin market and the presence of mingled streams of PET waste of several generations in parallel to the virgin streams. The generated insights will enable to further optimize currently applied PET mechanical recycling strategies and introduce new technology in harmony with chemical and physical recycling technological design. Specifically it will enable to introduce recycling or repair indicators to assess if a PET mechanical or chemical recycling is worthwhile. Such indicators can be generalized to any recycling process and facilitate a link between PRE software and LCA modeling tools and methodologies, hence, science driven guidelines for optimal recycling for a given region or range of technologies available.

Article Online
DOI: 10.1039/D4SU00571F



8. Acknowledgements

View Article Online
DOI: 10.1039/D4SU00571F

D.R.D. acknowledges the Research Foundation – Flanders (FWO) via the project G027122N and the agency for Flanders Innovation & Entrepreneurship (VLAIO) via the Green AM project. M.E. acknowledges the Special Research Fund (BOF) of Ghent University.



9. References

View Article Online
DOI: 10.1039/D4SU00571F

1. Sin LT, Tuen BS. Plastics and environmental sustainability issues. In: *Plastics and Sustainability*. Elsevier; 2023. p. 1–43.
2. Malik N, Kumar P, Shrivastava S, Ghosh SB. An overview on PET waste recycling for application in packaging. *Int J Plast Technol*. 2017;21(1):1–24.
3. Bidwai S, Shivarkar A. Recycled polyethylene terephthalate market size, report by 2033 [Internet]. Precedenceresearch.com. Precedence Research; 2024. Available from: <https://www.precedenceresearch.com/recycled-polyethylene-terephthalate-market>
4. Plastics Recyclers Europe. PET market in Europe: State of play – 2022 data. 2024 Mar. Available from: https://www.plasticsrecyclers.eu/wp-content/uploads/2024/03/PET-Market-in-Europe-State-of-Play_2022-data.pdf
5. European Union. Directive (EU) 2019/904 of the European Parliament and of the Council of 5 June 2019 on the reduction of the impact of certain plastic products on the environment. *Official Journal of the European Union*. 2019;L155:1–19.
6. European Union. Directive 2001/83/EC of the European Parliament and of the Council of 6 November 2001 on the Community code relating to medicinal products for human use, consolidated version 1 January 2022. *Official Journal of the European Union*. 2022;L311:67–128.
7. Plastics Engineering. New EU regulation: What you need to know about food contact. Plastics Engineering. 2024 Feb; Available from: <https://www.plasticsengineering.org/2024/02/new-eu-regulation-what-you-need-to-know-about-food-contact-003315/>
8. Muringayil Joseph T, Azat S, Ahmadi Z, Moini Jazani O, Esmaeili A, Kianfar E, et al. Polyethylene terephthalate (PET) recycling: A review. *Case Studies in Chemical and Environmental Engineering* [Internet]. 2024;9(100673):100673.
9. Thiounn T, Smith RC. Advances and approaches for chemical recycling of plastic waste. *J Polym Sci* [Internet]. 2020;58(10):1347–64.
10. Davidson MG, Furlong RA, McManus MC. Developments in the life cycle assessment of chemical recycling of plastic waste – A review. *J Clean Prod* [Internet]. 2021;293(126163):126163.
11. Dogu O, Pelucchi M, Van de Vijver R, Van Steenberge PHM, D’hooge DR, Cuoci A, et al. The chemistry of chemical recycling of solid plastic waste via pyrolysis and gasification: State-of-the-art, challenges, and future directions. *Prog Energy Combust Sci* [Internet]. 2021;84(100901):100901.
12. Poulakis JG, Papaspyrides CD. Dissolution/precipitation: A model process for PET bottle recycling. *J Appl Polym Sci* [Internet]. 2001;81(1):91–5.
13. Fiorillo C, Trossaert L, Bezeraj E, Debie S, Ohnmacht H, Van Steenberge PHM, et al. Molecular and material property variations during the ideal degradation and mechanical recycling of PET. *RSC Sustain* [Internet]. 2024;2(12):3596–637.
14. D’hooge DR, Reyniers M-F, Marin GB. The crucial role of diffusional limitations in controlled radical polymerization. *Macromol React Eng* [Internet]. 2013;7(8):362–79.
15. De Smit K, Marien YW, Van Steenberge PHM, D’hooge DR, Edeleva M. Playing with process conditions to increase the industrial sustainability of poly(lactic acid)-based materials. *React Chem Eng* [Internet]. 2023;8(7):1598–612.
16. Merrington A. Recycling of plastics. In: *Applied Plastics Engineering Handbook*. Elsevier; 2024. p. 191–217.



17. López M del MC, Ares Pernas AI, Abad López MJ, Latorre AL, López Vilariño JM, González Rodríguez MV. Assessing changes on poly(ethylene terephthalate) properties after recycling: Mechanical recycling in laboratory versus postconsumer recycled material. *Mater Chem Phys* [Internet]. 2014;147(3):884–94. [View Article Online](#)
DOI: 10.1039/D4SU00571F
18. Ignatyev IA, Thielemans W, Vander Beke B. Recycling of polymers: A review. *ChemSusChem* [Internet]. 2014;7(6):1579–93.
19. D'hooge DR, Van Steenberge PHM, Reyniers M-F, Marin GB. The strength of multi-scale modeling to unveil the complexity of radical polymerization. *Prog Polym Sci* [Internet]. 2016;58:59–89.20. De Keer L, Kilic KI, Van Steenberge PHM, Daelemans L, Kodura D, Frisch H, et al. Computational prediction of the molecular configuration of three-dimensional network polymers. *Nat Mater* [Internet]. 2021;20(10):1422–30. 0
21. Sanches NB, Dias ML, Pacheco EBAV. Comparative techniques for molecular weight evaluation of poly(ethylene terephthalate) (PET). *Polym Test* [Internet]. 2005;24(6):688–93.
22. Ronkay F, Molnár B, Szabó E, Marosi G, Bocz K. Water boosts reactive toughening of PET. *Polym Degrad Stab* [Internet]. 2022;203(110052):110052.
23. Lu W, Mays J. Dilute solution viscometry of polymers. In: *Molecular Characterization of Polymers*. Elsevier; 2021. p. 261–80.
24. Quackenbos HM. Relation between intrinsic viscosity and molecular weight. *J Appl Polym Sci* [Internet]. 1980;25(7):1435–42.25. Nielsen LE. Cross-linking–effect on physical properties of polymers. *Journal of Macromolecular Science, Part C* [Internet]. 1969;3(1):69–103.
26. Lee KJ, Moon DY, Park OO, Kang YS. Diffusion of ethylene glycol accompanied by reactions in poly(ethylene terephthalate) melts. *J Polym Sci B Polym Phys* [Internet]. 1992;30(7):707–16.
27. Chen L-W, Chen J-W. Kinetics of diethylene glycol formation from bis(hydroxyethyl) terephthalate with zinc catalyst in the preparation of poly(ethylene terephthalate). *J Appl Polym Sci* [Internet]. 2000;75(10):1229–34.
28. Hosseini SS, Taheri S, Zadhoush A, Mehrabani-Zeinabad A. Hydrolytic degradation of poly(ethylene terephthalate). *J Appl Polym Sci* [Internet]. 2007;103(4):2304–9.
29. Romão W, Franco MF, Corilo YE, Eberlin MN, Spinacé MAS, De Paoli M-A. Poly(ethylene terephthalate) thermo-mechanical and thermo-oxidative degradation mechanisms. *Polym Degrad Stab* [Internet]. 2009;94(10):1849–59.
30. Gok A, Fagerholm CL, Gordon DA, Bruckman LS, French RH. Degradation of poly(ethylene-terephthalate) under accelerated weathering exposures. In: *2015 IEEE 42nd Photovoltaic Specialist Conference (PVSC)*. IEEE; 2015. p. 1–6.
31. Canevarolo SV. Chain scission distribution function for polypropylene degradation during multiple extrusions. *Polym Degrad Stab* [Internet]. 2000;70(1):71–6.
32. Feil A, Pretz T. Mechanical recycling of packaging waste. In: *Plastic Waste and Recycling*. Elsevier; 2020. p. 283–319.33. Figueira FL, Wu Y-Y, Zhou Y-N, Luo Z-H, Van Steenberge PHM, D'hooge DR. Coupled matrix kinetic Monte Carlo simulations applied for advanced understanding of polymer grafting kinetics. *React Chem Eng* [Internet]. 2021;6(4):640–61.34. De Smit K, Edeleva M, Trigilio AD, Marien YW, Van Steenberge PHM, D'hooge DR. Kinetic Monte Carlo residence time distributions and kinetics



in view of extrusion-based polymer modification and recycling. *React Chem Eng* [Internet]. 2023;8(3):563–76. DOI: 10.1039/D4SU00571F

View Article Online

DOI: 10.1039/D4SU00571F

35. Figueira FL, Reyes P, Edeleva M, Marien YW, Wu Y-Y, Zhou Y-N, et al. Combining ternary phase diagrams and multiphase coupled matrix-based Monte Carlo to model phase dependent compositional and molar mass variations in high impact polystyrene synthesis. *Chem Eng J* [Internet]. 2024;481(148349):148349. 148349
36. Zhou Y-N, Li J-J, Wu Y-Y, Luo Z-H. Role of external field in polymerization: Mechanism and kinetics. *Chem Rev* [Internet]. 2020;120(5):2950–3048. 37. Wang T-T, Luo Z-H, Zhou Y-N. On the precise determination of molar mass and dispersity in controlled chain-growth polymerization: A distribution function-based strategy. *Macromolecules* [Internet]. 2023;56(3):1130–40. 2c0186138. Weidema BP, Pizzol M, Schmidt J, Thoma G. Attributional or consequential Life Cycle Assessment: A matter of social responsibility. *J Clean Prod* [Internet]. 2018;174:305–14.
39. Rebolledo-Leiva R, Ladakis D, Ioannidou S-M, Koutinas A, Moreira MT, González-García S. Attributional and consequential life cycle perspectives of second-generation polylactic acid: The benefits of integrating a recycling strategy. *J Clean Prod* [Internet]. 2023;420(138354):138354. 40. Rebitzer G, Ekvall T, Frischknecht R, Hunkeler D, Norris G, Rydberg T, et al. Life cycle assessment. *Environ Int* [Internet]. 2004;30(5):701–20.
41. Jolliet O, Saade-Sbeih M, Shaked S, Jolliet A, Crettaz P. *Environmental life cycle assessment*. CRC Press; 2015.
42. Ferdous J, Bensebaa F, Pelletier N. Integration of LCA, TEA, Process Simulation and Optimization: A systematic review of current practices and scope to propose a framework for pulse processing pathways. *J Clean Prod* [Internet]. 2023;402(136804):136804.
43. International Organization for Standardization (ISO). ISO 14040:2006 - Environmental management – Life cycle assessment – Principles and framework [Internet]. Geneva: ISO; 2006 [cited 2024 Dec 9].44. Kousemaker TM, Jonker GH, Vakis AI. LCA practices of plastics and their recycling: A critical review. *Appl Sci* (Basel) [Internet]. 2021;11(8):3305.45. Nimmegeers P, Parchomenko A, De Meulenaere P, D’hooge DR, Van Steenberge PHM, Rechberger H, Billen P. Extending multilevel statistical entropy analysis towards plastic recyclability prediction. *Sustainability*. 2021;13(6):3553.46. Arena U, Mastellone ML, Perugini F. Life cycle assessment of a plastic packaging recycling system. *Int J Life Cycle Assess*. 2003;8(2):92–8. 47. Arena U, Mastellone ML, Perugini F. The environmental performance of alternative solid waste management options: a life cycle assessment study. *Chem Eng J* [Internet]. 2003;96(1–3):207–22.
48. Romero-Hernández O, Romero Hernández S, Muñoz D, Detta-Silveira E, Palacios-Brun A, Laguna A. Environmental implications and market analysis of soft drink packaging systems in Mexico. A waste management approach. *Int J Life Cycle Assess* [Internet]. 2009;14(2):107–13.
49. Perugini F, Mastellone ML, Arena U. A life cycle assessment of mechanical and feedstock recycling options for management of plastic packaging wastes. *Environ Prog* [Internet]. 2005;24(2):137–54.50. Davis B. Study on the environmental impacts of different masks used in COVID-19 pandemic [Internet]. Unpublished; 2020.
51. Ncube A, Borodin Y. Life Cycle Assessment of polyethylene terephthalate bottle. In: *2012 7th International Forum on Strategic Technology (IFOST)*. IEEE; 2012.



52. Hunt RG, Franklin WE, Hunt RG. LCA — How it came about: - Personal reflections on the origin and the development of LCA in the USA. *Int J Life Cycle Assess* [Internet]. 1996;1(1):4–7.
53. Hunt, R.G. and Welch, R.O. (1974) Resource and Environmental Profile Analysis of Plastics and Non-Plastics Containers. Midwest Research Institute, MRI Project No. 3714-D.
54. Schmidt M, Ostermayer A, Bevers D. Life cycle assessment of PET (polyethylene terephthalate) bottles and other packaging alternatives. 2000.
55. Arena U, Mastellone ML, Perugini F. Life Cycle assessment of a plastic packaging recycling system. *Int J Life Cycle Assess* [Internet]. 2003;8(2):92–8.56. Komly C-E, Azzaro-Pantel C, Hubert A, Pibouleau L, Archambault V. Multiobjective waste management optimization strategy coupling life cycle assessment and genetic algorithms: Application to PET bottles. *Resour Conserv Recycl* [Internet]. 2012;69:66–81.
57. Chilton T, Burnley S, Nesaratnam S. A life cycle assessment of the closed-loop recycling and thermal recovery of post-consumer PET. *Resour Conserv Recycl* [Internet]. 2010;54(12):1241–9.
58. Tukker A.. Comparing feedstock recycling of plastics waste to mechanical recycling methods. 2002. TNO, Holland.
59. Song H-S, Hyun JC. A study on the comparison of the various waste management scenarios for PET bottles using the life-cycle assessment (LCA) methodology. *Resour Conserv Recycl* [Internet]. 1999;27(3):267–84.
60. Caelli C, Arfelli F, Caraceni F, Cespi D, Cordara M, Brondi C, et al. Implementation of LCA in the Circular Economy context: methodological issues for application in PET packaging. *Procedia CIRP* [Internet]. 2024;122:719–24.
61. Chaudhari US, Kulas DG, Peralta A, Hossain T, Johnson AT, Hartley D, et al. Solvent based dissolution-precipitation of waste polyethylene terephthalate: Economic and environmental performance metrics. *RSC Sustain* [Internet]. 2023; 62. Chaudhari US, Kulas DG, Peralta A, Handler RM, Johnson AT, Reck BK, et al. Environmental and economic analyses of chemical recycling via dissolution of waste polyethylene terephthalate [Internet]. *Technology Innovation for the Circular Economy*. Wiley; 2024. p. 255–67.
63. Nakatani J, Fujii M, Moriguchi Y, Hirao M. Life-cycle assessment of domestic and transboundary recycling of post-consumer PET bottles. *Int J Life Cycle Assess* [Internet]. 2010;15(6):590–7.
64. Marathe KV, Chavan KR, Nakhate P. Life cycle assessment (LCA) of PET bottles. In: *Recycling of Polyethylene Terephthalate Bottles*. Elsevier; 2019. p. 149–68.
65. Meys R, Frick F, Westhues S, Sternberg A, Klankermayer J, Bardow A. Towards a circular economy for plastic packaging wastes – the environmental potential of chemical recycling. *Resour Conserv Recycl* [Internet]. 2020;162(105010):105010.
66. Allen RD, James MI. Chemical recycling of PET. In: *ACS Symposium Series*. Washington, DC: *American Chemical Society*; 2021. p. 61–80.
67. Ragab A, Ramzy A. Cradle-to-gate life cycle assessment of bottle-to-bottle recycling plant: Case study. In: *Progress in IS*. Cham: Springer International Publishing; 2023. p. 3–15.



68. Tamoor M, Samak NA, Yang M, Xing J. The cradle-to-cradle life cycle assessment of polyethylene terephthalate: Environmental perspective. *Molecules* [Internet]. 2022;27(5):1599. View Article Online
DOI: 10.1039/D4SU00571F
69. Lang WT, Mehta SA, Thomas MM, Openshaw D, Westgate E, Bagnato G. Chemical recycling of polyethylene terephthalate, an industrial and sustainable opportunity for Northwest of England. *J Environ Chem Eng* [Internet]. 2023;11(5):110585.
70. Peng Y, Yang J, Deng C, Deng J, Shen L, Fu Y. Acetolysis of waste polyethylene terephthalate for upcycling and life-cycle assessment study. *Nat Commun* [Internet]. 2023;14(1):3249.
71. Oromiehie A, Mamizadeh A. Recycling PET beverage bottles and improving properties. *Polym Int* [Internet]. 2004;53(6):728–32.
72. Welle F. Twenty years of PET bottle to bottle recycling—An overview. *Resour Conserv Recycl* [Internet]. 2011;55(11):865–75.
73. Majumdar A, Shukla S, Singh AA, Arora S. Circular fashion: Properties of fabrics made from mechanically recycled poly-ethylene terephthalate (PET) bottles. *Resour Conserv Recycl* [Internet]. 2020;161(104915):104915.
74. Shen L, Worrell E, Patel MK. Open-loop recycling: A LCA case study of PET bottle-to-fibre recycling. *Resour Conserv Recycl* [Internet]. 2010;55(1):34–52.75. Valentino G. Life Cycle Assessment of PET bottles: closed and open loop recycling in Denmark and Lombardy region. 2016.
76. Chen L, Pelton REO, Smith TM. Comparative life cycle assessment of fossil and bio-based polyethylene terephthalate (PET) bottles. *J Clean Prod* [Internet]. 2016;137:667–76.
77. Semba T, Sakai Y, Sakanishi T, Inaba A. Greenhouse gas emissions of 100% bio-derived polyethylene terephthalate on its life cycle compared with petroleum-derived polyethylene terephthalate. *J Clean Prod* [Internet]. 2018;195:932–8.
78. Vural Gursel I, Moretti C, Hamelin L, Jakobsen LG, Steingrimsdottir MM, Junginger M, et al. Comparative cradle-to-grave life cycle assessment of bio-based and petrochemical PET bottles. *Sci Total Environ* [Internet]. 2021;793(148642):148642.
79. García-Velásquez C, van der Meer Y. Can we improve the environmental benefits of biobased PET production through local biomass value chains? – A life cycle assessment perspective. *J Clean Prod* [Internet]. 2022;380(135039):135039.
80. Nessi S, Sinkko T, Bulgheroni C, Garcia-Gutierrez P, Giuntoli J, Konti A, et al. Life Cycle Assessment (LCA) of alternative feedstocks for plastics production. Part 2, Illustrative case studies. Luxembourg: Publications Office of the European Union; 2022. Available from: <https://doi.org/10.2760/655230>
81. Shen J-J. Comparative Life cycle Assessment of Polylactic acid (PLA) and Polyethylene terephthalate (PET). 2011.
82. Gironi F, Piemonte V. Life cycle assessment of polylactic acid and polyethylene terephthalate bottles for drinking water. *Environ Prog Sustain Energy* [Internet]. 2011;30(3):459–68.
83. Khait K. Recycling, plastics [Internet]. *Encyclopedia of Polymer Science and Technology*. Wiley; 2003.
84. Shen L, Worrell E. Plastic Recycling. In: *Handbook of Recycling*. Elsevier; 2014. p. 179–90.85. Ragaert K, Delva L, Van Geem K. Mechanical and chemical recycling of solid plastic waste. *Waste Manag*



[Internet]. 2017;69:24–58.86. Lahtela V, Kärki T. Mechanical sorting processing of waste material before composite manufacturing – A review. *J Eng Sci Technol Rev* [Internet]. 2018;11(6):35–46. View Article Online
DOI: 10.1039/D4SU00571F

87. Serranti S, Bonifazi G. Techniques for separation of plastic wastes. In: *Use of Recycled Plastics in Eco-efficient Concrete*. Elsevier; 2019. p. 9–37.88. Duan Q, Li J. Classification of common household plastic wastes combining multiple methods based on near-infrared spectroscopy. *ACS ES T Eng* [Internet]. 2021;1(7):1065–73.
89. Ruj B, Pandey V, Jash P, Srivastava VK. Sorting of plastic waste for effective recycling. *Int J Appl Sci Eng Res*. 2015;4(4):564–71.
90. Bernat K. Post-consumer plastic waste management: From collection and sortation to mechanical recycling. *Energies* [Internet]. 2023;16(8):3504.
91. Silveira AVM, Cella M, Tanabe EH, Bertuol DA. Application of tribo-electrostatic separation in the recycling of plastic wastes. *Process Saf Environ Prot* [Internet]. 2018;114:219–28.92. Bezati F, Froelich D, Massardier V, Maris E. Addition of X-ray fluorescent tracers into polymers, new technology for automatic sorting of plastics: Proposal for selecting some relevant tracers. *Resour Conserv Recycl* [Internet]. 2011;55(12):1214–21.
93. Riise B L, Biddle M B, Fisher M M. X-RAY FLUORESCENCE SPECTROSCOPY IN PLASTICS RECYCLING. 2000. Available from: <https://api.semanticscholar.org/CorpusID:18551809>
94. Awaja F, Pavel D. Recycling of PET. *Eur Polym J* [Internet]. 2005;41(7):1453–77.
95. Mancini SD, Schwartzman JAS, Nogueira AR, Kagohara DA, Zanin M. Additional steps in mechanical recycling of PET. *J Clean Prod* [Internet]. 2010;18(1):92–100.
96. British Plastics Federation. How is plastic recycled? A step by step guide to recycling [Internet]. British Plastics Federation. Available from: <https://www.bpf.co.uk/plastipedia/sustainability/how-is-plastic-recycled-a-step-by-step-guide-to-recycling.aspx>
97. Cleaning and decontamination of plastic waste [Internet]. Areyour. 2020. Available from: <https://www.areyour.org/en/2020/10/09/cleaning-and-decontamination-of-plastic-waste/>98. Choi W-Z, Yoo J-M, Cho B-G. Separation of individual plastics from mixed plastic waste by gravity separation processes. *Geosystem Eng* [Internet]. 2006;9(3):65–72.
99. Stoughton PP. Guidelines for drying PET. 2014. 60. 50-55
100. Horodytska O, Valdés FJ, Fullana A. Centrifugal dewatering performance in plastic films recycling. *Waste Manag* [Internet]. 2018;80:211–7.
101. Berkane I, Aracil I, Fullana A. Evaluation of thermal drying for the recycling of flexible plastics. *Waste Manag* [Internet]. 2023;168:116–25.102. Spinac MAS, De Paoli MA. Characterization of poly(ethylene terephthalate) after multiple processing cycles. *J Appl Polym Sci* [Internet]. 2001;80(1):20–5.
103. Assadi R, Colin X, Verdu J. Irreversible structural changes during PET recycling by extrusion. *Polymer (Guildf)* [Internet]. 2004;45(13):4403–12.
104. Botelho G, Queirós A, Liberal S, Gijsman P. Studies on thermal and thermo-oxidative degradation of poly(ethylene terephthalate) and poly(butylene terephthalate). *Polym Degrad Stab*. 2001;74(1):39–48.



105. Edeleva M, De Smit K, Debrie S, Verberckmoes A, Marien YW, D'hooge DR. Molecular scale-driven upgrading of extrusion technology for sustainable polymer processing and recycling. *Curr Opin Green Sustain Chem* [Internet]. 2023;43(100848):100848. View Article Online
DOI: 10.1039/D4SU00571F
106. Zhou X, Yu D, Barrera O. Mechanics constitutive models for viscoelastic solid materials: Development and a critical review. In: *Advances in Applied Mechanics*. Elsevier; 2023. p. 189–321.
107. Masmoudi F, Fenouillot F, Mehri A, Jaziri M, Ammar E. Characterization and quality assessment of recycled post-consumption poly(ethylene terephthalate) (PET). *Environ Sci Pollut Res Int* [Internet]. 2018;25(23):23307–14.
108. Wu H, Lv S, He Y, Qu J-P. The study of the thermomechanical degradation and mechanical properties of PET recycled by industrial-scale elongational processing. *Polym Test* [Internet]. 2019;77(105882):105882.
109. Franz R, Huber M, Piringer O-G, Damant AP, Jickells SM, Castle L. Study of functional barrier properties of multilayer recycled poly(ethylene terephthalate) bottles for soft drinks. *J Agric Food Chem* [Internet]. 1996;44(3):892–7.
110. Makkam S, Harnnarongchai W. Rheological and mechanical properties of recycled PET modified by reactive extrusion. *Energy Procedia* [Internet]. 2014;56:547–53.
111. Cabanes A, Valdés FJ, Fullana A. A review on VOCs from recycled plastics. *Sustain Mater Technol* [Internet]. 2020;25(e00179):e00179.112. SpecialChem. Quality needs demand enhanced plastics recycling processes [Internet]. 2024. Available from: <https://omnexus.specialchem.com/tech-library/article/quality-needs-demand-enhanced-plastics-recycling-processes>
113. Wang J, Zhang S, Han Y, Zhang L, Wang Q, Wang G, et al. UiO-66(Zr/Ti) for catalytic PET polycondensation. *Mol Catal* [Internet]. 2022;532(112741):112741.
114. Duh B. Effect of antimony catalyst on solid-state polycondensation of poly(ethylene terephthalate). *Polymer (Guildf)* [Internet]. 2002;43(11):3147–54.
115. NGR – Next Generation Recyclingmaschinen. P:React – Polycondensation reactor for post-consumer and industrial PET recycling [Internet]. 2018. Available from: https://www.ngr-world.com/wp-content/uploads/2018/09/NGR_PREACT_191010_EN.pdf
116. Hopmann C, Adamy M, Cohnen A. Introduction to Reactive Extrusion. In: *Reactive Extrusion*. Weinheim, Germany: Wiley-VCH Verlag GmbH & Co. KGaA; 2017. p. 1–10.117. Engineering News. PET processing using the LSP method (liquid state polycondensation) [Internet]. 2013 Oct 10. Available from: <https://www.engineeringnews.co.za/article/company-announcements-pet-processing-using-the-lsp-method-liquid-state-polycondensation-2013-10-10>
118. NGR – Next Generation Recyclingmaschinen GmbH. PET processing using the LSP method (liquid state polycondensation) [Internet]. 2013 Oct 10. Available from: <https://www.pressebox.com/inactive/ngr-next-generation-recyclingmaschinen-gmbh/PET-Processing-Using-the-LSP-Method-Liquid-State-Polycondensation/boxid/631740>
119. Phite Technology. Liquid state polymerization (LSP) line: PET IV increase solution [Internet]. Available from: <https://www.phite.com/liquid-state-polymerization-lspline-pet-iv-increase-solution>



120. Cruz SA, Zanin M. PET recycling: Evaluation of the solid state polymerization process. *J Appl Polym Sci* [Internet]. 2006;99(5):2117–23.121. Jog JP. Solid state processing of polymers: A review. *Adv Polym Technol* [Internet]. 1993;12(3):281–9. Article Online
DOI: 10.1039/D4SU00571F
122. Seier M, Archodoulaki V-M, Koch T, Duscher B, Gahleitner M. Polyethylene terephthalate based multilayer food packaging: Deterioration effects during mechanical recycling. *Food Packag Shelf Life* [Internet]. 2022;33(100890):100890.
123. Smith RL, Takkellapati S, Riegerix RC. Recycling of plastics in the United States: Plastic material flows and polyethylene terephthalate (PET) recycling processes. *ACS Sustain Chem Eng* [Internet]. 2022;10(6):2084–96.
124. Guo W, Tang X, Yin G, Gao Y, Wu C. Low temperature solid-state extrusion of recycled poly(ethylene terephthalate) bottle scraps. *J Appl Polym Sci* [Internet]. 2006;102(3):2692–9.
125. Candal MV, Safari M, Fernández M, Otaegi I, Múgica A, Zubitur M, et al. Structure and properties of reactively extruded opaque post-consumer recycled PET. *Polymers (Basel)* [Internet]. 2021;13(20):3531.
126. Awaja F, Daver F, Kosior E. Recycled poly(ethylene terephthalate) chain extension by a reactive extrusion process. *Polym Eng Sci* [Internet]. 2004;44(8):1579–87.
127. Vouyiouka SN, Karakatsani EK, Papaspyrides CD. Solid state polymerization. *Prog Polym Sci* [Internet]. 2005;30(1):10–37.128. Benvenuta Tapia JJ, Hernández Valdez M, Cerna Cortez J, Díaz García VM, Landeros Barrios H. Improving the rheological and mechanical properties of recycled PET modified by macromolecular chain extenders synthesized by controlled radical polymerization. *J Polym Environ* [Internet]. 2018;26(11):4221–32.129. Delva L, Van Kets K, Kuzmanović M, Demets R, Hubo S, Mys N, De Meester S, Ragaert K. An introductory review: Mechanical recycling of polymers for dummies. 2019.
130. Krones. PET recycling systems: Efficient solutions for sustainable PET recycling [Internet]. Available from: <https://www.krones.com/en/products/complete-solutions/pet-recycling-systems.php>131. Krones. Whitepaper: rPET – Sustainability through recycling [Internet]. 2021 Jun 7. Available from: https://www.krones.com/media/downloads/210607_Whitepaper_rPET_EN.pdf132. AMUT Group. PET recycling solutions [Internet]. Available from: https://www.amutgroup.com/downloads/pages/PET_ita-eng.pdf
133. Regmac. Advanced recycling technologies [Internet]. Available from: <http://www.regmac.net/134>. Sikoplast Recycling. Granulating systems for efficient plastic recycling [Internet]. Available from: https://sikoplast-recycling.com/fileadmin/user_upload/Sikoplast/Downloads/SIKOPLAST_Flyer_GRANULIERSYSTEME_ENG.pdf
135. Sikoplast Recycling. SIKOREX: Recycling systems for sustainable plastic processing [Internet]. Available from: https://sikoplast-recycling.com/fileadmin/user_upload/Sikoplast/Downloads/SIKOPLAST_Flyer_SIKOREX_EN.pdf
136. Sikoplast Recycling. Innovative solutions for plastic recycling [Internet]. Available from: https://sikoplast-recycling.com/fileadmin/user_upload/Sikoplast/Downloads/SIKOPLAST_Broschuere_EN.pdf



137. Neue Herbold. Recycling machinery and solutions for plastic processing [Internet]. Available from: <https://neue-herbold.com/en/138>. DKSH. Environmental technology solutions for a sustainable future [Brochure]. View Article Online
DOI: 10.1039/D4SU00571F
139. Spaleck. Screening machines for recycling and processing Our conveying and separation technology for recycling www.spaleck.eu/screening-machines/140. Spaleck. Spaleck Group: Innovative solutions for recycling and processing [Internet]. Available from: <https://www.spaleck.eu/spaleck-group/>
141. Westeria. Airstar: Air-based separation technology for recycling [Internet]. Available from: <https://westeria.de/en/machine/airstar/142>. Bühler Group. SORTEX A GlowVision: Optical sorter for precision sorting [Internet]. Available from: https://www.buhlergroup.com/global/de/products/optical_sorter_sortexaglowvision.html143. Bühler Group. SORTEX B: Optical sorter for efficient recycling [Internet]. Available from: https://www.buhlergroup.com/global/en/products/sortex_b_opticalsorter.html144. Bühler Group. SORTEX N PolyVision: Optical sorter for plastic recycling [Internet]. Available from: https://www.buhlergroup.com/global/en/products/optical_sorter_sortexnpolyvision.html
145. TOMRA. Catalogue 2022: Recycling solutions for a sustainable future [Internet]. 2022. Available from: https://4847902.fs1.hubspotusercontent-na1.net/hubfs/4847902/Catalog%202022/TOMRA_Catalogue_2022_EN.pdf146. Mogensen – JÖST Group. MSORT: Optical sorting systems for efficient recycling [Internet]. Available from: <https://www.mogensen-joestgroup.com/en/msort/>
147. Mogensen – JÖST Group. GSORT: High-performance gravity sorting systems [Internet]. Available from: <https://www.mogensen-joestgroup.com/en/gsort/148>. Wagner Magnete. Magnetic separation and recycling solutions [Internet]. Available from: <https://www.wagner-magnete.com/en/149>. BoReTech. PET recycling systems and solutions [Internet]. Available from: <https://www.bo-re-tech.com/en/index.html>150. SIPA Solutions. XTREME Renew: Innovative preform system for PET recycling [Internet]. Available from: <https://www.sipasolutions.com/en/catalog/preform-systems/xtreme-renew>
151. SIPA Solutions. XTREME: Revolutionary preform production technology [Internet]. 2022. Available from: https://www.sipasolutions.com/uploads/product_attachment/8-SIPA_Brochure_XTREME_UK_2022.pdf 152. SOREMA. Plastic recycling systems: Catalogue [Internet]. Available from: https://www.ipmtc.com.pl/pliki/sorema/sorema_catalogue.pdf153. SACMI. IPS 300: Preform injection system for PET [Internet]. Available from: <https://sacmi.com/en-US/closures-preforms-containers/PET-preforms/Preform-injection-system/IPS-300>154. SACMI. New IPS 400: Sacmi holds preview for specialised press and Italian partners [Internet]. Available from: <https://sacmi.com/en-US/packaging/news/5631/New-IPS-400-Sacmi-holds-preview-for-specialised-press-and-Italian-partners>
155. SACMI. IPS Gamma: Innovative solutions for PET preform production [Internet]. 2022. Available from: https://sacmi.com/sharedcontent/media/Documents/Closures_Preforms_Containers/2022/IPS_GAMMA_EN-ES_20211227.pdf
156. Barthélémy E, Spyropoulos D, Milana M-R, Pfaff K, Gontard N, Lampi E, et al. Safety evaluation of mechanical recycling processes used to produce polyethylene terephthalate (PET) intended for food contact applications. *Food Addit Contam Part A Chem Anal Control Expo Risk Assess* [Internet]. 2014;31(3):490–7.



157. Tsochatzis ED, Lopes JA, Corredig M. Chemical testing of mechanically recycled polyethylene terephthalate for food packaging in the European Union. *Resour Conserv Recycl* [Internet]. 2022;179(106096):106096. DOI: 10.1039/D4SU00571F
158. Salazar-Beltrán D, Hinojosa-Reyes L, Palomino-Cabello C, Turnes-Palomino G, Hernández-Ramírez A, Guzmán-Mar JL. Determination of phthalate acid esters plasticizers in polyethylene terephthalate bottles and its correlation with some physicochemical properties. *Polym Test* [Internet]. 2018;68:87–94. 002
159. Kassouf A, Maalouly J, Chebib H, Rutledge DN, Ducruet V. Chemometric tools to highlight non-intentionally added substances (NIAS) in polyethylene terephthalate (PET). *Talanta* [Internet]. 2013;115:928–37.
160. Ginter-Kramarczyk D, Zembrzaska J, Kruszelnicka I, Zając-Woźnialis A, Ciślak M. Influence of temperature on the quantity of bisphenol A in bottled drinking water. *Int J Environ Res Public Health* [Internet]. 2022;19(9):5710.
161. Welle F. Evaluation of non-intentionally added substances (NIAS) in PET bottles. 2016 Nov. Available from: <http://doi.org/10.13140/RG.2.2.31479.83362>
162. Thoden van Velzen EU, Brouwer MT, Stärker C, Welle F. Effect of recycled content and rPET quality on the properties of PET bottles, part II: Migration. *Packag Technol Sci* [Internet]. 2020;33(9):359–71.
163. Gómez-Serrano V, Adame-Pereira M, Alexandre-Franco M, Fernández-González C. Adsorption of bisphenol A by activated carbon developed from PET waste by KOH activation. *Environ Sci Pollut Res Int* [Internet]. 2021;28(19):24342–54.
164. United Nations Economic Commission for Europe (UNECE). Globally Harmonized System of Classification and Labelling of Chemicals (GHS): Annex 2 – Classification and labelling summary tables [Internet]. 2011. Available from: https://unece.org/DAM/trans/danger/publi/ghs/ghs_rev04/English/06e_annex2.pdf
165. European Chemicals Agency (ECHA). Substance information: Benzene [Internet]. Available from: <https://echa.europa.eu/nl/substance-information/-/substanceinfo/100.000.685>
166. European Chemicals Agency (ECHA). Substance information: 4,4'-isopropylidenediphenol [Internet]. Available from: <https://echa.europa.eu/nl/substance-information/-/substanceinfo/100.001.133167>
- European Chemicals Agency (ECHA). Substance information: Styrene [Internet]. Available from: <https://echa.europa.eu/nl/substance-information/-/substanceinfo/100.002.592168>.
- Sammon C, Yarwood J, Everall N. An FT–IR study of the effect of hydrolytic degradation on the structure of thin PET films. *Polym Degrad Stab* [Internet]. 2000;67(1):149–58.
169. Venkatachalam S, G. Sangu, V. J, R. P, Rao K, K. A. Degradation and recyclability of poly (ethylene terephthalate). In: *Polyester*. InTech; 2012.
170. Thoden van Velzen EU, Brouwer MT, Stärker C, Welle F. Effect of recycled content and rPET quality on the properties of PET bottles, part II: Migration. *Packag Technol Sci* [Internet]. 2020;33(9):359–71.
171. Magnuson B, Munro I, Abbot P, Baldwin N, Lopez-Garcia R, Ly K, et al. Review of the regulation and safety assessment of food substances in various countries and jurisdictions. *Food Addit Contam Part A Chem Anal Control Expo Risk Assess* [Internet]. 2013;30(7):1147–220.
172. Gopalakrishna KG, Reddy N. Regulations on recycling PET bottles. In: *Recycling of Polyethylene Terephthalate Bottles*. Elsevier; 2019. p. 23–35.
173. Food Standards Australia New Zealand (FSANZ). International regulations for food contact materials [Internet]. 2016. Available from:



<https://www.foodstandards.gov.au/sites/default/files/food-standards-code/proposals/Documents/P1034-Packaging-CFS-SD2.pdf>

View Article Online
DOI: 10.1039/D4SU00571F

174. Food Standards Australia New Zealand (FSANZ). Food Standards Code: Legislation [Internet]. Available from: <https://www.foodstandards.gov.au/food-standards-code/legislation>
175. Agência Nacional de Vigilância Sanitária (ANVISA). Resolução da Diretoria Colegiada (RDC) n° 326, de 3 de dezembro de 2019 [Internet]. 2019. Available from: <https://www.in.gov.br/web/dou/-/resolucao-da-diretoria-colegiada-rdc-n-326-de-3-de-dezembro-de-2019-231272617>
176. Agência Nacional de Vigilância Sanitária (ANVISA). Resolução da Diretoria Colegiada (RDC) n° 91, de 11 de maio de 2001 [Internet]. 2001. Available from: https://antigo.anvisa.gov.br/documents/10181/2718376/%284%29RDC_91_2001_COMP.pdf
177. Agência Nacional de Vigilância Sanitária (ANVISA). Resolução n° 105, de 19 de maio de 1999 [Internet]. 1999. Available from: https://bvsm.s.saude.gov.br/bvs/saudelegis/anvisa/1999/res0105_19_05_1999.html
178. Agência Nacional de Vigilância Sanitária (ANVISA). Resolução da Diretoria Colegiada (RDC) n° 51, de 26 de novembro de 2010 [Internet]. 2010. Available from: https://antigo.anvisa.gov.br/documents/10181/2718376/RDC_51_2010_COMP.pdf/1e3cd7f0-d50c-4693-9db4-0082132dfb6e
179. Agência Nacional de Vigilância Sanitária (ANVISA). Resolução da Diretoria Colegiada (RDC) n° 20, de 26 de março de 2008 [Internet]. 2008. Available from: https://bvsm.s.saude.gov.br/bvs/saudelegis/anvisa/2008/rdc0020_26_03_2008.html
180. Agência Nacional de Vigilância Sanitária (ANVISA). Resolução n° 105, de 19 de maio de 1999 [Internet]. 1999. Available from: https://bvsm.s.saude.gov.br/bvs/saudelegis/anvisa/1999/res0105_19_05_1999.html
181. Health Canada. Information requirements for food packaging submissions [Internet]. Available from: <https://www.canada.ca/en/health-canada/services/food-nutrition/legislation-guidelines/guidance-documents/information-requirements-food-packaging-submissions.html>
182. Ministry of Ecology and Environment of the People's Republic of China. Control standards for import of waste used as raw materials [Internet]. Available from: https://www.env.go.jp/en/recycle/asian_net/Country_Information/Law_N_Regulation/China/Control_Standards_for_Import_of_Waste_Used_as_Raw_Materials.pdf
183. Standardization Administration of China. GB 31604: National food safety standard for food contact materials and articles [Internet]. Available from: https://gbstandards.org/index/Standards_Search.asp?word=GB%2031604
184. CIRS Group. China GB 9685: Hygienic standard for use of additives in food containers and packaging materials [Internet]. Available from: https://www.cirs-reach.com/China_Chemical_Regulation/China_GB_9685_Hygienic_Standard_for_Use_of_Additives_in_Food_Containers_and_Packaging_Materials.html
185. European Commission. EU-RU SPS requirements decision 769/16: Implementation of the Agreement on the Application of Sanitary and Phytosanitary Measures [Internet]. Available from: https://food.ec.europa.eu/document/download/8a0639e9-5d76-46c6-a3eb-6a8f406081e8_en?filename=ia_eu-ru_sps-req_decision-769_16082011_en.pdf



186. Government of Japan. Food Sanitation Act [Internet]. Available from: <https://www.japaneselawtranslation.go.jp/en/laws/view/3687/en>
187. Japan PET Bottle Recycling Promotion Association. Design guidelines for PET bottles [Internet]. Available from: <https://www.petbottle-rec.gr.jp/english/design.html>
188. SGS. Food contact material regulations in the MERCOSUR region [Internet]. Available from: <https://www.sgs.com/en/services/food-contact-material-regulations-mercosur-region>
189. Sun Chemical. Food packaging MERCOSUR legislation: Version 1.1 [Internet]. 2022. Available from: <https://www.sunchemical.com/wp-content/uploads/2022/04/Food-Packaging-Mercosur-Legislation-Version-1.1.pdf>
190. SGS. Safeguards 155/21: MERCOSUR revises food contact resolutions [Internet]. 2021 Nov. Available from: <https://www.sgs.com/en/news/2021/11/safeguards-15521-mercosur-revises-food-contact-resolutions>
191. UK Government. The Materials and Articles in Contact with Food (England) Regulations 2015 [Internet]. 2015. Available from: <https://www.legislation.gov.uk/uksi/2015/1640/contents>
192. UK Government. The Plastic Materials and Articles in Contact with Food (England) Regulations 2011 [Internet]. 2011. Available from: <https://www.legislation.gov.uk/uksi/2011/988/contents>
193. UK Government. The Materials and Articles in Contact with Food (Amendment) (England) Regulations 2024 [Internet]. 2024. Available from: <https://www.legislation.gov.uk/ukdsi/2024/9780348264654>
194. UK Government. The Materials and Articles in Contact with Food (Wales) Regulations 2012 [Internet]. 2012. Available from: <https://www.legislation.gov.uk/uksi/2012/2619/contents>
195. U.S. Food and Drug Administration (FDA). Code of Federal Regulations: Title 21, Part 170 – Food additives [Internet]. Available from: <https://www.accessdata.fda.gov/scripts/cdrh/cfdocs/cfcfr/CFRSearch.cfm?CFRPart=170>
196. U.S. Food and Drug Administration (FDA). Code of Federal Regulations: Title 21, Part 174 – Indirect food additives: General [Internet]. Available from: <https://www.accessdata.fda.gov/scripts/cdrh/cfdocs/cfcfr/CFRSearch.cfm?CFRPart=174>
197. U.S. Food and Drug Administration (FDA). Packaging & food contact substances: Industry guidance [Internet]. 2021. Available from: <https://www.fda.gov/media/150792/download>
198. Benyathiar P, Kumar P, Carpenter G, Brace J, Mishra DK. Polyethylene terephthalate (PET) bottle-to-bottle recycling for the beverage industry: A review. *Polymers (Basel)* [Internet]. 2022;14(12):2366.
199. Davis N, Danes JE, Vorst K. Sensor array for the detection of organic and inorganic contaminants in post-consumer recycled plastics for food contact. *Food Addit Contam Part A Chem Anal Control Expo Risk Assess* [Internet]. 2017;34(10):1681–9.
200. Eriksen MK, Pivnenko K, Olsson ME, Astrup TF. Contamination in plastic recycling: Influence of metals on the quality of reprocessed plastic. *Waste Manag* [Internet]. 2018;79:595–606.
201. Hahladakis JN, Velis CA, Weber R, Iacovidou E, Purnell P. An overview of chemical additives present in plastics: Migration, release, fate and environmental impact during their use, disposal and recycling. *J Hazard Mater* [Internet]. 2018;344:179–99.



202. Gerassimidou S, Lanska P, Hahladakis JN, Lovat E, Vanzetto S, Geueke B, et al. Unpacking the complexity of the PET drink bottles value chain: A chemicals perspective. *J Hazard Mater* [Internet]. 2022;430(128410):128410. View Article Online
DOI: 10.1039/D4SU00571F
203. Cincotta F, Verzera A, Tripodi G, Condurso C. Non-intentionally added substances in PET bottled mineral water during the shelf-life. *Eur Food Res Technol* [Internet]. 2018;244(3):433–9.
204. Franz R, Welle F. Contamination levels in recollected PET bottles from non-food applications and their impact on the safety of recycled PET for food contact. *Molecules* [Internet]. 2020;25(21):4998.
205. Mrozinski BA, Kim Y-W, Lofgren EA, Jabarin SA. Chemistry of the interactions of acetaldehyde scavengers for poly(ethylene terephthalate). *J Appl Polym Sci* [Internet]. 2013;130(6):4191–200.
206. Velásquez E, Guerrero Correa M, Garrido L, Guarda A, Galotto MJ, López de Dicastillo C. Food packaging plastics: Identification and recycling. In: *Composites Science and Technology*. Singapore: Springer Singapore; 2021. p. 311–343.
207. Roosen M, Harinck L, Ügdüler S, De Somer T, Hucks A-G, Belé TGA, et al. Deodorization of post-consumer plastic waste fractions: A comparison of different washing media. *Sci Total Environ* [Internet]. 2022;812(152467):152467.
208. Kökkılıç O, Mohammadi-Jam S, Chu P, Marion C, Yang Y, Waters KE. Separation of plastic wastes using froth flotation - An overview. *Adv Colloid Interface Sci* [Internet]. 2022;308(102769):102769.
209. Franz R, Welle F. Investigation of non-intentionally added substances (NIAS) in PET bottles and closures. [No date].
210. Čolnik M, Pečar D, Knez Ž, Goršek A, Škerget M. Kinetics study of hydrothermal degradation of PET waste into useful products. *Processes (Basel)* [Internet]. 2021;10(1):24.
211. Mahesh VS, Tharpa K, Gadigone NS, Al-Farhood BF, Al-Mutairi FH, Kumar A. Mechanism of acetaldehyde formation in polyethylene terephthalate resin—A new insight. *Polym Eng Sci* [Internet]. 2021;61(2):362–6.
212. Aminuddin SF, Wei LY, Hamada H, Adnan N. Recycled poly(ethylene terephthalate)/recycled polypropylene blend: Effect of hygrothermal treatment. In: *2012 IEEE Symposium on Humanities, Science and Engineering Research*. IEEE; 2012.
213. Celik Y, Shamsuyeva M, Endres HJ. Thermal and mechanical properties of the recycled and virgin PET-part I. *Polymers (Basel)* [Internet]. 2022;14(7):1326.
214. Villain F, Coudane J, Vert M. Thermal degradation of polyethylene terephthalate: study of polymer stabilization. *Polym Degrad Stab* [Internet]. 1995;49(3):393–7.
215. Karayannidis GP, Sideridou ID, Zamboulis DX. Antioxidants for poly(ethylene terephthalate). In: *Plastics Additives*. Dordrecht: Springer Netherlands; 1998. p. 95–107.
216. Standish J. Willing & Label: The impact of labels and adhesives on PET container recycling is significant. *Plast Eng* [Internet]. 2015;71(1):22–6.
217. Alsewailem FD, Alrefaie JK. Effect of contaminants and processing regime on the mechanical properties and moldability of postconsumer polyethylene terephthalate bottles. *Waste Manag* [Internet]. 2018;81:88–93.



218. Küppers B, Chen X, Seidler I, Friedrich K, Raulf K, Pretz T, et al. Influences and consequences of mechanical delabelling on pet recycling. *Detritus* [Internet]. 2019;06-June 2019(0):1. View Article Online
DOI: 10.1039/D4SU00571F
219. Puentes Gruezo M. Design factors affecting post-consumer plastic packaging recyclability: A review. 2019.220. Onusseit H. The influence of adhesives on recycling. *Resour Conserv Recycl* [Internet]. 2006;46(2):168–81.
221. Gall M, Schweighuber A, Buchberger W, W. Lang R. Plastic bottle cap recycling—characterization of recycle composition and opportunities for design for circularity. *Sustainability* [Internet]. 2020;12(24):10378.222. Ragaert K, Huysveld S, Vyncke G, Hubo S, Veelaert L, Dewulf J, et al. Design from recycling: A complex mixed plastic waste case study. *Resour Conserv Recycl* [Internet]. 2020;155(104646):104646.
223. Heitzman S. Colorants [Internet]. *Encyclopedia of Polymer Science and Technology*. Wiley; 2003. pst067
224. Arends D, Schlummer M, Mäurer A. Removal of inorganic colour pigments from acrylonitrile butadiene styrene by dissolution-based recycling. *J Mater Cycles Waste Manag* [Internet]. 2012;14(2):85–93.
225. Kumar A, Dixit U, Singh K, Prakash Gupta S, S. Jamal Beg M. Structure and properties of dyes and pigments. In: *Dyes and Pigments - Novel Applications and Waste Treatment*. IntechOpen; 2021.226. Loaeza D, Cailloux J, Santana Pérez O, Sánchez-Soto M, Maspoch M. Impact of titanium dioxide in the mechanical recycling of post-consumer polyethylene terephthalate bottle waste: Tensile and fracture behavior. *Polymers (Basel)* [Internet]. 2021;13(2):310.
227. Alrefae SH, Al-Ghamdi SA, Alrashdi KS, Almahri A, Alaysuy O, Alatawi NM, et al. Effect of titanium oxide (TiO₂) nanoparticles on the opto-mechanical properties of polyethylene terephthalate (PET) fibers. *Opt Mater (Amst)* [Internet]. 2024;157(116242):116242.
228. Ding Y, Szymczyk M, Mehraban N, Lim J, Parrillo-Chapman L, El-Shafei A, et al. Molecular and excited state properties of photostable anthraquinone red and violet dyes for hydrophobic fibers. *J Mol Struct* [Internet]. 2022;1248(131349):131349.
229. Key S, Ryan PG, Gabbott SE, Allen J, Abbott AP. Influence of colourants on environmental degradation of plastic litter. *Environ Pollut* [Internet]. 2024;347(123701):123701.
230. European Chemicals Agency (ECHA). Substance information: Formaldehyde [Internet]. Available from: <https://echa.europa.eu/nl/substance-information/-/substanceinfo/100.000.002>
231. Penthala R, Kumar RS, Heo G, Kim H, Lee IY, Ko EH, et al. Synthesis and efficient dyeing of anthraquinone derivatives on polyester fabric with supercritical carbon dioxide. *Dyes Pigm* [Internet]. 2019;166:330–9.232. Jayaweera M, Perera H, Bandara N, Danushika G, Gunawardana B, Somaratne C, et al. Migration of phthalates from PET water bottle in events of repeated uses and associated risk assessment. *Environ Sci Pollut Res Int* [Internet]. 2020;27(31):39149–63.
233. California Department of Toxic Substances Control (DTSC). Revised food packaging containing ortho-phthalates: Decision document [Internet]. 2021 May. Available from: <https://dtsc.ca.gov/wp-content/uploads/sites/31/2021/10/Revised-Food-Packaging-Containing-Ortho-phthalates-Decision-Document-May-2021.pdf>



234. Keresztes S, Tatár E, Czégény Z, Záray G, Mihucz VG. Study on the leaching of phthalates from polyethylene terephthalate bottles into mineral water. *Sci Total Environ* [Internet]. 2013;458–460:451–8. View Article Online
DOI: 10.1039/D4SU00571F
235. Habschied K, Kartalović B, Lazić D, Krstanović V, Mastanjević K. Survey on phthalates in beer packaged in aluminum cans, PET and glass bottles. *Fermentation* [Internet]. 2023;9(2):125.
236. Dekant W. Grouping of phthalates for risk characterization of human exposures. *Toxicol Lett* [Internet]. 2020;330:1–6.
237. Salazar-Beltrán D, Hinojosa-Reyes L, Ruiz-Ruiz E, Hernández-Ramírez A, Guzmán-Mar JL. Phthalates in beverages and plastic bottles: Sample preparation and determination. *Food Anal Methods* [Internet]. 2018;11(1):48–61.
238. Pivnenko K, Eriksen MK, Martín-Fernández JA, Eriksson E, Astrup TF. Recycling of plastic waste: Presence of phthalates in plastics from households and industry. *Waste Manag* [Internet]. 2016;54:44–52.
239. Nissy SM, Myneni VR, Vangalapati M. Wrenching of Bisphenol A from plastics: Response surface methodology. *Mater Today* [Internet]. 2022;62:3869–77.240. Kubwabo C, Kosarac I, Stewart B, Gauthier BR, Lalonde K, Lalonde PJ. Migration of bisphenol A from plastic baby bottles, baby bottle liners and reusable polycarbonate drinking bottles. *Food Addit Contam Part A Chem Anal Control Expo Risk Assess* [Internet]. 2009;26(6):928–37.
241. Rebai I, Fernandes JO, Azzouz M, Benmohammed K, Bader G, Benmbarek K, et al. Urinary bisphenol levels in plastic industry workers. *Environ Res* [Internet]. 2021;202(111666):111666.
242. Dreolin N, Aznar M, Moret S, Nerin C. Development and validation of a LC–MS/MS method for the analysis of bisphenol a in polyethylene terephthalate. *Food Chem* [Internet]. 2019;274:246–53.
243. Guart A, Bono-Blay F, Borrell A, Lacorte S. Migration of plasticizersphthalates, bisphenol A and alkylphenols from plastic containers and evaluation of risk. *Food Addit Contam Part A Chem Anal Control Expo Risk Assess* [Internet]. 2011;28(5):676–85.
244. Li X, Ying G-G, Su H-C, Yang X-B, Wang L. Simultaneous determination and assessment of 4-nonylphenol, bisphenol A and triclosan in tap water, bottled water and baby bottles. *Environ Int* [Internet]. 2010;36(6):557–62.
245. da Silva Costa R, Sainara Maia Fernandes T, de Sousa Almeida E, Tomé Oliveira J, Carvalho Guedes JA, Julião Zocolo G, et al. Potential risk of BPA and phthalates in commercial water bottles: a minireview. *J Water Health* [Internet]. 2021;19(3):411–35.
246. Goodlaxson B, Curtzwiler G, Vorst K. Evaluation of methods for determining heavy metal content in polyethylene terephthalate food packaging. *J Plast Film Sheeting* [Internet]. 2018;34(2):119–39.
247. Haldimann M, Alt A, Blanc A, Brunner K, Sager F, Dudler V. Migration of antimony from PET trays into food simulatant and food: determination of Arrhenius parameters and comparison of predicted and measured migration data. *Food Addit Contam Part A Chem Anal Control Expo Risk Assess* [Internet]. 2013;30(3):587–98.
248. Chapa-Martínez CA, Hinojosa-Reyes L, Hernández-Ramírez A, Ruiz-Ruiz E, Maya-Treviño L, Guzmán-Mar JL. An evaluation of the migration of antimony from polyethylene terephthalate (PET) plastic used for bottled drinking water. *Sci Total Environ* [Internet]. 2016;565:511–8.



249. Whitt M, Vorst K, Brown W, Baker S, Gorman L. Survey of heavy metal contamination in recycled polyethylene terephthalate used for food packaging. *J Plast Film Sheeting* [Internet]. 2013;29(2):163–73. View Article Online
DOI: 10.1039/D4SU00571F
250. Nisticò R. Polyethylene terephthalate (PET) in the packaging industry. *Polym Test* [Internet]. 2020;90(106707):106707.251. Filella M. Antimony and PET bottles: Checking facts. *Chemosphere* [Internet]. 2020;261(127732):127732.
252. European Chemicals Agency (ECHA). Substance information: Diantimony Trioxide [Internet]. Available from: <https://echa.europa.eu/nl/substance-information/-/substanceinfo/100.013.796>
253. Mahurpawar M. Effects of heavy metals on human health. 2015; Available from: <https://mbbcollege.in/db/notes/408.pdf>
254. Dutra C, Pezo D, Freire MT de A, Nerín C, Reyes FGR. Determination of volatile organic compounds in recycled polyethylene terephthalate and high-density polyethylene by headspace solid phase microextraction gas chromatography mass spectrometry to evaluate the efficiency of recycling processes. *J Chromatogr A* [Internet]. 2011;1218(10):1319–30.
255. Jung EM, Kim DJ, Lee KT. Identification of the volatile compounds in polyethylene terephthalate bottles and determination of their migration content into mineral water. *Korean J Food Sci Technol* [Internet]. 2014;46(1):19–24.
256. Nijssen B, Kamperman T, Jetten J. Acetaldehyde in mineral water stored in polyethylene terephthalate (PET) bottles: odour threshold and quantification. *Packaging Technology and Science*. 1996;9(4):175-185.
257. Ewender J, Franz R, Mauer A, Welle F. Determination of the migration of acetaldehyde from PET bottles into non-carbonated and carbonated mineral water. *Deutsche Lebensmittel-Rundschau: Zeitschrift für Lebensmittelkunde und Lebensmittelrecht*. 2003;99(6):215–221.
258. Lachenmeier DW, Kanteres F, Rehm J. Carcinogenicity of acetaldehyde in alcoholic beverages: risk assessment outside ethanol metabolism. *Addiction* [Internet]. 2009;104(4):533–50.
259. Guo R, Ren J. Alcohol and acetaldehyde in public health: from marvel to menace. *Int J Environ Res Public Health* [Internet]. 2010;7(4):1285–301.
260. Choodum A, Thavarungkul P, Kanatharana P. Acetaldehyde residue in polyethylene terephthalate (PET) bottles. *J Environ Sci Health B* [Internet]. 2007;42(5):577–83.
261. Mohammad G, Denis TJ, Mohamed B, Khadir GE. Formaldehyde contamination in PET-bottled mineral water: impact of CO₂, temperature, and storage time with analytical method validation. *Euro-Mediterr J Environ Integr* [Internet]. 2024;9(3):1659–71. 262. Ghosal K, Nayak C. Recent advances in chemical recycling of polyethylene terephthalate waste into value added products for sustainable coating solutions – hopevs. hype. *Mater Adv* [Internet]. 2022;3(4):1974–92.263. Kim K-H, Jahan SA, Lee J-T. Exposure to formaldehyde and its potential human health hazards. *J Environ Sci Health C Environ Carcinog Ecotoxicol Rev* [Internet]. 2011;29(4):277–99.264. European Union. Regulation (EC) No 1272/2008 of the European Parliament and of the Council of 16 December 2008 on classification, labelling and packaging of substances and mixtures (CLP Regulation) [Internet]. 2008. Available from: <https://eur-lex.europa.eu/legal-content/EN/TXT/?uri=celex%3A32008R1272265>. Mutsuga M, Kawamura Y, Sugita-Konishi Y, Hara-Kudo Y, Takatori K, Tanamoto K. Migration of formaldehyde and



acetaldehyde into mineral water in polyethylene terephthalate (PET) bottles. *Food Addit Contam* [Internet]. 2006;23(2):212–8. View Article Online
DOI: 10.1039/D4SU00571F

266. Lecomte HA, Liggat JJ. Degradation mechanism of diethylene glycol units in a terephthalate polymer. *Polym Degrad Stab* [Internet]. 2006;91(4):681–9.
267. Ubeda S, Aznar M, Nerín C. Determination of oligomers in virgin and recycled polyethylene terephthalate (PET) samples by UPLC-MS-QTOF. *Anal Bioanal Chem* [Internet]. 2018;410(9):2377–84.
268. Tsochatzis ED, Alberto Lopes J, Kappenstein O, Tietz T, Hoekstra EJ. Quantification of PET cyclic and linear oligomers in teabags by a validated LC-MS method - In silico toxicity assessment and consumer's exposure. *Food Chem* [Internet]. 2020;317(126427):126427.
269. European Commission. Food safety: Restrictions on bisphenol A (BPA) and other bisphenols in food contact materials [Internet]. Available from: https://ec.europa.eu/info/law/better-regulation/have-your-say/initiatives/13832-Food-safety-restrictions-on-bisphenol-A-BPA-and-other-bisphenols-in-food-contact-materials_en
270. Hoppe M, Fornari R, de Voogt P, Franz R. Migration of oligomers from PET: determination of diffusion coefficients and comparison of experimental versus modelled migration. *Food Addit Contam Part A Chem Anal Control Expo Risk Assess* [Internet]. 2017;34(7):1251–60.271. Alberto Lopes J, Tsochatzis ED, Karasek L, Hoekstra EJ, Emons H. Analysis of PBT and PET cyclic oligomers in extracts of coffee capsules and food simulants by a HPLC-UV/FLD method. *Food Chem* [Internet]. 2021;345(128739):128739.
272. EREMA. INTAREMA® FibrePro IV: Innovative recycling solutions for PET fibres [Internet. Available from: https://www.erema.com/en/intarema_fibrepro_iv/273. European Union. Directive 94/62/EC of the European Parliament and of the Council of 20 December 1994 on packaging and packaging waste [Internet]. 1994. Available from: <https://eur-lex.europa.eu/legal-content/EN/TXT/PDF/?uri=CELEX:31994L0062>
274. European Union. Commission Regulation (EU) No 10/2011 of 14 January 2011 on plastic materials and articles intended to come into contact with food [Internet]. 2011. Available from: <https://eur-lex.europa.eu/legal-content/EN/TXT/PDF/?uri=CELEX:32011R0010>
275. European Union. Commission Regulation (EU) 2022/1616 of 15 September 2022 on recycled plastic materials and articles intended to come into contact with foods and repealing Regulation (EC) No 282/2008 [Internet]. 2022. Available from: <https://eur-lex.europa.eu/legal-content/EN/TXT/PDF/?uri=CELEX:32022R1616276>. EFSA Panel on food contact materials, enzymes, flavourings and processing aids (CEF). Scientific Opinion on the criteria to be used for safety evaluation of a mechanical recycling process to produce recycled PET intended to be used for manufacture of materials and articles in contact with food. *EFSA J* [Internet]. 2011;9(7).
277. European Union. Regulation (EC) No 1935/2004 of the European Parliament and of the Council of 27 October 2004 on materials and articles intended to come into contact with food and repealing Directives 80/590/EEC and 89/109/EEC [Internet]. Consolidated version, 2021 Mar 27. Available from: <https://eur-lex.europa.eu/legal-content/EN/TXT/?uri=CELEX%3A02004R1935-20210327>
278. European Union. Commission Regulation (EC) No 2023/2006 of 22 December 2006 on good manufacturing practice for materials and articles intended to come into contact with food (GMP Regulation) [Internet]. Consolidated version, 2008 Apr 17. Available from: <https://eur->



lex.europa.eu/legal-content/EN/TXT/PDF/?uri=CELEX:02006R2023-20080417279. European Union Regulation (EC) No 1907/2006 of the European Parliament and of the Council concerning the Registration, Evaluation, Authorisation and Restriction of Chemicals (REACH). [Internet]. Official Journal of the European Union. Available from: <https://eur-lex.europa.eu/LexUriServ/LexUriServ.do?uri=OJ:L:2007:136:0003:0280:en:PDF>

View Article Online
DOI: 10.1039/D4SU00571F

280. Latini G. Monitoring phthalate exposure in humans. *Clin Chim Acta* [Internet]. 2005;361(1–2):20–9.
281. Netherlands Institute for Sustainable Packaging (KIDV). Heavy metals in packaging: Factsheet. [Internet]. Available from: https://kidv.nl/media/factsheets/voedselveiligheid/20220309_05_zware_metalen_factsheet_eng_def.pdf?1.2.23
282. Kiyataka PHM, Dantas ST, Albino AC, Pallone JAL. Antimony assessment in PET bottles for soft drink. *Food Anal Methods* [Internet]. 2018;11(1):1–9.
283. Shotyk W, Krachler M, Chen B. Contamination of Canadian and European bottled waters with antimony from PET containers. *J Environ Monit* [Internet]. 2006;8(2):288–92.284. Franz R, Mauer A, Welle F. European survey on post-consumer poly(ethylene terephthalate) (PET) materials to determine contamination levels and maximum consumer exposure from food packages made from recycled PET. *Food Addit Contam* [Internet]. 2004;21(3):265–86.
285. European Commission: Directorate-General for Research and Innovation, Bayer F, Welle F, Franz R. Guidance and criteria for safe recycling of post consumer polyethylene terephthalate (PET) into new food packaging applications. Publications Office; 2004. Available from: <https://op.europa.eu/en/publication-detail/-/publication/1fd85096-c1f2-4851-a56b-f682b16d7101>
286. Albin G, Brunella V, Placenza B, Martorana B, Guido Lambertini V. Comparative study of mechanical characteristics of recycled PET fibres for automobile seat cover application. *J Ind Text* [Internet]. 2019;48(6):992–1008.287. Sarkar K, Krishna Meka SR, Bagchi A, Krishna NS, Ramachandra SG, Madras G, et al. Polyester derived from recycled poly(ethylene terephthalate) waste for regenerative medicine. *RSC Adv* [Internet]. 2014;4(102):58805–15.288. Singh S, Sharma S, Umar A, Mehta SK, Bhatti MS, Kansal SK. Recycling of waste poly(ethylene terephthalate) bottles by alkaline hydrolysis and recovery of pure nanospindle-shaped terephthalic acid. *J Nanosci Nanotechnol* [Internet]. 2018;18(8):5804–9.
289. Ügdüler S, Van Geem KM, Roosen M, Delbeke EIP, De Meester S. Challenges and opportunities of solvent-based additive extraction methods for plastic recycling. *Waste Manag* [Internet]. 2020;104:148–82.
290. Geyer R, Kuczynski B, Zink T, Henderson A. Common misconceptions about recycling: Common misconceptions about recycling. *J Ind Ecol* [Internet]. 2016;20(5):1010–7.291. Brandau O. Bottles, preforms and closures: A design guide for PET packaging. 2nd ed. Norwich, CT: William Andrew Publishing; 2012.
292. Le A-D, Gilblas R, Lucin V, Maoult YL, Schmidt F. Infrared heating modeling of recycled PET preforms in injection stretch blow molding process. *Int J Therm Sci* [Internet]. 2022;181(107762):107762.
293. Welle F. The facts about PET [Internet]. Unpublished; 2015. Available from: <http://dx.doi.org/10.13140/RG.2.1.3043.2726>



294. PET trays' existential dilemma. [Internet]. Plastics Recyclers Europe. Available from: <https://www.plasticsrecyclers.eu/news/pet-trays-existential-dilemma/>
295. Huge potential for tray-to-tray recycling: PETCORE. [Internet]. Argus Media. Available from: <https://www.argusmedia.com/en/news-and-insights/latest-market-news/2578742-huge-potential-for-tray-to-tray-recycling-petcore>
296. Klöckner Pentaplast. Tray2Tray®: A circular solution for food packaging. [Internet]. Available from: <https://www.kpfilms.com/en/food-packaging/sustainability/#/tray2tray>
297. AMB Packaging. AMB TrayRevive. [Internet]. Available from: <https://www.ambpackaging.com/products/amb-trayrevive/>
298. Textile Exchange. Preferred Fiber and Materials Market Report 2021. [Internet]. Available from: https://textileexchange.org/app/uploads/2021/08/Textile-Exchange_PREFERRED-Fiber-and-Materials-Market-Report_2021.pdf
299. Suhaimi NAS, Muhamad F, Abd Razak NA, Zeimaran E. Recycling of polyethylene terephthalate wastes: A review of technologies, routes, and applications. *Polym Eng Sci* [Internet]. 2022;62(8):2355–75.
300. Textile Exchange. Recycled Claim Standard (RCS) v2.2: Implementation manual. [Internet]. Available from: <https://textileexchange.org/app/uploads/2021/02/RCS-v2.2-Implementation-Manual.pdf>
301. Textile Exchange. Global Recycled Standard (GRS) v4.2: Implementation manual. [Internet]. Available from: <https://textileexchange.org/app/uploads/2021/02/GRS-v4.2-Implementation-Manual.pdf>
302. European Commission. EU strategy for sustainable and circular textiles: Communication from the Commission to the European Parliament, the Council, the European Economic and Social Committee and the Committee of the Regions. [Internet]. Available from: https://environment.ec.europa.eu/document/download/74126c90-5cbf-46d0-ab6b-60878644b395_en?filename=COM_2022_141_1_EN_ACT_part1_v8.pdf
303. European Commission. EU strategy for sustainable and circular textiles. [Internet]. Available from: https://environment.ec.europa.eu/strategy/textiles-strategy_en
304. Samperi F, Puglisi C, Alicata R, Montaudo G. Thermal degradation of poly(ethylene terephthalate) at the processing temperature. *Polym Degrad Stab* [Internet]. 2004;83(1):3–10.
305. Haslinger S, Hummel M, Anghelescu-Hakala A, Määtänen M, Sixta H. Upcycling of cotton polyester blended textile waste to new man-made cellulose fibers. *Waste Manag* [Internet]. 2019;97:88–96. 040
306. Ochi T, Okubo S, Fukui K. Development of recycled PET fiber and its application as concrete-reinforcing fiber. *Cem Concr Compos* [Internet]. 2007;29(6):448–55.
307. Santiago-Calvo M, Himmelsbach A, Alonso C, Fernández M-T, Cañibano E, Brütting C, et al. Enhanced flame-retardant performance of undervalued polyethylene terephthalate waste as a potential use in foamed materials. *J Polym Environ* [Internet]. 2024. 308. Kaiser K, Schmid M, Schlummer M. Recycling of polymer-based multilayer packaging: A review. *Recycling* [Internet]. 2017;3(1):1.
309. Li T, Theodosopoulos G, Lovell C, Loukodimou A, Maniam KK, Paul S. Progress in solvent-based recycling of polymers from multilayer packaging. *Polymers (Basel)* [Internet]. 2024;16(12):1670.
310. MultiCycle. [Internet]. CreaSolv®. Available from: <https://www.creasolv.de/en/plants-projects/multicycle.html>
311. Sinha V, Patel MR, Patel JV. Pet waste management by chemical recycling: A review. *J Polym Environ* [Internet]. 2010;18(1):8–25.

View Article Online
DOI: 10.1039/D4SU00571F



312. Converting household waste into energy. Veolia. Available from: <https://www.veolia.com/en/resources/circular-economy/converting-household-waste-energy>
313. Renewable energies and waste-to-energy - SUEZ Group.. Available from: <https://www.suez.com/en/waste/waste-recycling/renewable-energies>
314. EEW – Energy From Waste. EEW Energy From Waste. 2024. Available from: <https://www.eew-energyfromwaste.com/en/>
315. EFSA Panel on Food Contact Materials, Enzymes and Processing Aids (CEP), Silano V, Barat Baviera JM, Bolognesi C, Brüscheweiler BJ, Chesson A, et al. Safety assessment of the process Alimpet, based on EREMA MPR B2B technology, used to recycle post-consumer PET into food contact materials. *EFSA J* [Internet]. 2019;17(5):e05677.
316. VACUREMA® MPR. [Internet]. EREMA Group. Available from: https://www.erema.com/en/vacurema_mpr/317. VACUREMA® Inline. [Internet]. EREMA Group. Available from: https://www.erema.com/assets/media_center/folder/vacurema_inline_2022_03_en.pdf
318. EFSA Panel on Food Contact Materials, Enzymes and Processing Aids (EFSA CEP Panel), Silano V, Barat Baviera JM, Bolognesi C, Brüscheweiler BJ, Chesson A, et al. Safety assessment of the process “Jász-Plasztik”, based on Vacurema Prime technology, used to recycle post-consumer PET into food contact materials. *EFSA J* [Internet]. 2019;17(3):e05627.
319. EFSA Panel on Food Contact Materials, Enzymes and Processing Aids (CEP), Lambré C, Barat Baviera JM, Bolognesi C, Chesson A, Cocconcelli PS, et al. Safety assessment of the process Coca-Cola HBC Polska, based on the Vacurema Prime technology, used to recycle post-consumer PET into food contact materials. *EFSA J* [Internet]. 2022;20(3):e07189.
320. VACUNITE® & VACUREMA® B2B. [Internet]. EREMA Group. Available from: https://www.erema.com/assets/media_center/folder/vacunite_vacurema_b2b_2022_09_en.pdf
321. Vacurema. [Internet]. DKSH Direct. Available from: https://direct.dksh.com.au/files/product_docs/Vacurema.pdf
322. EFSA Panel on Food Contact Materials, Enzymes and Processing Aids (CEP), Silano V, Barat Baviera JM, Bolognesi C, Chesson A, Cocconcelli PS, et al. Safety assessment of the process Buergofol, based on EREMA Basic technology, used to recycle post-consumer PET into food contact materials. *EFSA J* [Internet]. 2020;18(3):e06051.
323. EFSA Panel on Food Contact Materials, Enzymes and Processing Aids (CEP), Silano V, Barat Baviera JM, Bolognesi C, Chesson A, Cocconcelli PS, et al. Safety assessment of the process ONDUPET, based on EREMA Basic technology, used to recycle post-consumer PET into food contact materials. *EFSA J* [Internet]. 2020;18(10):e06251.
324. EFSA Panel on Food Contact Materials, Enzymes and Processing Aids (CEP), Silano V, Barat Baviera JM, Bolognesi C, Chesson A, Cocconcelli PS, et al. Safety assessment of the process RE-PET, based on EREMA Basic technology, used to recycle post-consumer PET into food contact materials. *EFSA J* [Internet]. 2020;18(3):e06049.
325. EFSA Panel on Food Contact Materials, Enzymes and Processing Aids (CEP), Silano V, Barat Baviera JM, Bolognesi C, Chesson A, Cocconcelli PS, et al. Safety assessment of the process Quinn Packaging, based on Erema Basic technology, used to recycle post-consumer PET into food contact materials.



EFSA J [Internet]. 2019;17(7):e05771. 326. EFSA Panel on Food Contact Materials, Enzymes and Processing Aids (CEP), Silano V, Barat Baviera JM, Bolognesi C, Chesson A, Cocconcelli PS, et al. Safety assessment of the process STF, based on EREMA Basic technology, used to recycle post-consumer PET into food contact materials. *EFSA J* [Internet]. 2020;18(3):e06050. [View Article Online](#)
DOI: 10.1039/D4SU00571F

327. EFSA Panel on Food Contact Materials, Enzymes and Processing Aids (CEP), Lambré C, Barat Baviera JM, Bolognesi C, Chesson A, Cocconcelli PS, et al. Safety assessment of the process NAN YA PLASTICS, based on the EREMA Basic technology, used to recycle post-consumer PET into food contact materials. *EFSA J* [Internet]. 2022;20(5):e07234.
328. EFSA Panel on Food Contact Materials, Enzymes and Processing Aids (CEP), Lambré C, Barat Baviera JM, Bolognesi C, Chesson A, Cocconcelli PS, et al. Safety assessment of the process Utsumi, based on the EREMA Basic technology, used to recycle post-consumer PET into food contact materials. *EFSA J* [Internet]. 2022;20(5):e07278.
329. EFSA Panel on Food Contact Materials, Enzymes and Processing Aids (CEP), Lambré C, Barat Baviera JM, Bolognesi C, Chesson A, Cocconcelli PS, et al. Safety assessment of the process Zibo Containers, based on the EREMA Basic technology, used to recycle post-consumer PET into food contact materials. *EFSA J* [Internet]. 2022;20(5):e07233.
330. EFSA Panel on Food Contact Materials, Enzymes and Processing Aids (CEP), Lambré C, Baviera JMB, Bolognesi C, Chesson A, Cocconcelli PS, et al. Safety assessment of the process Zhenjiang Ceville, based on the EREMA Basic technology, used to recycle post-consumer PET into food contact materials. *EFSA J* [Internet]. 2023;21(3):e07831.
331. EFSA Panel on Food Contact Materials, Enzymes and Processing Aids (CEP), Lambré C, Barat Baviera JM, Bolognesi C, Chesson A, Cocconcelli PS, et al. Safety assessment of the process Cirrec Netherlands BV, based on the EREMA Basic technology, used to recycle post-consumer PET into food contact materials. *EFSA J* [Internet]. 2023;21(7):e08086.
332. EFSA Panel on Food Contact Materials, Enzymes and Processing Aids (CEP), Lambré C, Barat Baviera JM, Bolognesi C, Chesson A, Cocconcelli PS, et al. Safety assessment of the process INTCO MALAYSIA, based on the EREMA Basic technology, used to recycle post-consumer PET into food contact materials. *EFSA J* [Internet]. 2022;20(5):e07232.
333. EFSA Panel on Food Contact Materials, Enzymes and Processing Aids (CEP), Silano V, Barat Baviera JM, Bolognesi C, Brüsweiler BJ, Chesson A, et al. Safety assessment of the process Texplast, based on EREMA Advanced technology, used to recycle post-consumer PET into food contact materials. *EFSA J* [Internet]. 2019;17(5):e05678.
334. EFSA Panel on Food Contact Materials, Enzymes and Processing Aids (CEP), Lambré C, Barat Baviera JM, Bolognesi C, Chesson A, Cocconcelli PS, et al. Safety assessment of the process Ambiental de Plasticos Recyclapet, based on the Vacurema Prime technology, used to recycle post-consumer PET into food contact materials. *EFSA J* [Internet]. 2023;21(10):e08266.
335. EFSA Panel on Food Contact Materials, Enzymes and Processing Aids (CEP), Lambré C, Barat Baviera JM, Bolognesi C, Chesson A, Cocconcelli PS, et al. Safety assessment of the process Creative Recycling World Company, based on the Vacurema Prime technology, used to recycle post-consumer PET into food contact materials. *EFSA J* [Internet]. 2023;21(3):e07921.



336. EFSA Panel on Food Contact Materials, Enzymes and Processing Aids (CEP), Lambré C, Barat Baviera JM, Bolognesi C, Chesson A, Cocconcelli PS, et al. Safety assessment of the process Bangladesh Petrochemical Company, based on the Vacurema Prime technology, used to recycle post-consumer PET into food contact materials. *EFSA J* [Internet]. 2022;20(6):e07360.
337. EFSA Panel on Food Contact Materials, Enzymes and Processing Aids (CEP), Lambré C, Barat Baviera JM, Bolognesi C, Chesson A, Cocconcelli PS, et al. Safety assessment of the process Shangrao Bisecond Technology, based on the Vacurema Prime technology, used to recycle post-consumer PET into food contact materials. *EFSA J* [Internet]. 2023;21(10):e08268.
338. EFSA Panel on Food Contact Materials, Enzymes and Processing Aids (CEP), Lambré C, Barat Baviera JM, Bolognesi C, Chesson A, Cocconcelli PS, et al. Safety assessment of the process Poly Recycling, based on the Vacurema Prime technology, used to recycle post-consumer PET into food contact materials. *EFSA J* [Internet]. 2023;21(10):e08269.
339. EFSA Panel on Food Contact Materials, Enzymes and Processing Aids (CEP), Lambré C, Barat Baviera JM, Bolognesi C, Chesson A, Cocconcelli PS, et al. Safety assessment of the process Acepolymer, based on the Vacurema Prime technology, used to recycle post-consumer PET into food contact materials. *EFSA J* [Internet]. 2023;21(10):e08267.
340. Starlinger. recoSTAR PET food. [Internet]. Available from: <https://www.starlinger.com/en/recycling/recoSTAR-product-line/recoSTAR-pet-food/>
341. PET to PET significantly increases capacities for food-grade rPET with new Starlinger line. [Internet]. Packaging Magazine. Available from: <https://www.packaging-mag.com/pet-to-pet-significantly-increases-capacities-for-food-grade-rpet-with-new-starlinger-line/>
342. Starlinger. recoSTAR PET. [Internet]. Available from: https://www.starlinger.com/fileadmin/user_upload/03_recycling_technology/recoSTAR_PET/FB_en/index.html
343. RecoSTAR PET. [Internet]. CovemaTex. Available from: <https://www.covematex.be/uploads/recoSTARPET.pdf>
344. EFSA Panel on Food Contact Materials, Enzymes and Processing Aids (CEP), Silano V, Barat Baviera JM, Bolognesi C, Chesson A, Cocconcelli PS, et al. Safety assessment of the process Poly Recycling, based on recoSTAR PET FG technology, used to recycle post-consumer PET into food contact materials. *EFSA J* [Internet]. 2019;17(10):e05836.
345. EFSA Panel on Food Contact Materials, Enzymes and, Processing Aids (CEP), Lambré C, Barat Baviera JM, Bolognesi C, Chesson A, Cocconcelli PS, et al. Safety assessment of the process Ester Industries, based on the recoSTAR PET FG technology, used to recycle post-consumer PET into food contact materials. *EFSA J* [Internet]. 2022;20(12):e07653.
346. EFSA Panel on Food Contact Materials, Enzymes and Processing Aids (CEP), Silano V, Barat Baviera JM, Bolognesi C, Chesson A, Cocconcelli PS, et al. Safety assessment of the process Poly Recycling, based on Starlinger iV+ technology, used to recycle post-consumer PET into food contact materials. *EFSA J* [Internet]. 2019;17(7):e05772.
347. EFSA Panel on Food Contact Materials, Enzymes and Processing Aids (CEP), Silano V, Barat Baviera JM, Bolognesi C, Chesson A, Cocconcelli PS, et al. Safety assessment of the process Texplast, based on



Starlinger iV+ technology, used to recycle post-consumer PET into food contact materials. *EFSA J* View Article Online
DOI: 10.1039/D4SU00571F [Internet]. 2019;17(7):e05773.

348. EFSA Panel on Food Contact Materials, Enzymes and Processing Aids (CEP), Lambré C, Barat Baviera JM, Bolognesi C, Chesson A, Cocconcelli PS, et al. Safety assessment of the process ESTERPET, based on Starlinger iV+ technology, used to recycle post-consumer PET into food contact materials. *EFSA J* [Internet]. 2021;19(8):e06789.
349. EFSA Panel on Food Contact Materials, Enzymes and Processing Aids (CEP), Lambré C, Barat Baviera JM, Bolognesi C, Chesson A, Cocconcelli PS, et al. Safety assessment of the process HIROYUKI INDUSTRIES, based on Starlinger iV+ technology, used to recycle post-consumer PET into food contact materials. *EFSA J* [Internet]. 2021;19(8):e06793.
350. EFSA Panel on Food Contact Materials, Enzymes and Processing Aids (CEP), Lambré C, Barat Baviera JM, Bolognesi C, Chesson A, Cocconcelli PS, et al. Safety assessment of the process Nosoplas, based on Starlinger iV+ technology, used to recycle post-consumer PET into food contact materials. *EFSA J* [Internet]. 2021;19(8):e06798.
351. EFSA Panel on Food Contact Materials, Enzymes and Processing Aids (CEP), Lambré C, Barat Baviera JM, Bolognesi C, Chesson A, Cocconcelli PS, et al. Safety assessment of the process PET STAR RECYCLING, based on Starlinger iV+ technology, used to recycle post-consumer PET into food contact materials. *EFSA J* [Internet]. 2021;19(8):e06791.
352. EFSA Panel on Food Contact Materials, Enzymes and Processing Aids (CEP), Lambré C, Barat Baviera JM, Bolognesi C, Chesson A, Cocconcelli PS, et al. Safety assessment of the process RECICLADOS INDUSTRIALES DE PRAVIA (RECINPRA), based on Starlinger iV+ technology, used to recycle post-consumer PET into food contact materials. *EFSA J* [Internet]. 2021;19(8):e06792.
353. EFSA Panel on Food Contact Materials, Enzymes and Processing Aids (CEP), Lambré C, Barat Baviera JM, Bolognesi C, Chesson A, Cocconcelli PS, et al. Safety assessment of the process Viridor Waste Management, based on Starlinger iV+ technology, used to recycle post-consumer PET into food contact materials. *EFSA J* [Internet]. 2021;19(8):e06788.
354. EFSA Panel on Food Contact Materials, Enzymes and Processing Aids (CEP), Lambré C, Barat Baviera JM, Bolognesi C, Chesson A, Cocconcelli PS, et al. Safety assessment of the process Alef Recycling, based on the Starlinger iV+ technology, used to recycle post-consumer PET into food contact materials. *EFSA J* [Internet]. 2022;20(12):e07672.
355. EFSA Panel on Food Contact Materials, Enzymes and Processing Aids (CEP), Lambré C, Barat Baviera JM, Bolognesi C, Chesson A, Cocconcelli PS, et al. Safety assessment of the process Biffa Waste Services, based on the Starlinger iV+ technology, used to recycle post-consumer PET into food contact materials. *EFSA J* [Internet]. 2022;20(1):e07015.
356. EFSA Panel on Food Contact Materials, Enzymes and Processing Aids (CEP), Lambré C, Barat Baviera JM, Bolognesi C, Chesson A, Cocconcelli PS, et al. Safety assessment of the process Brunetti Packaging, based on the Starlinger iV+ technology, used to recycle post-consumer PET into food contact materials. *EFSA J* [Internet]. 2022;20(8):e07469.
357. EFSA Panel on Food Contact Materials, Enzymes and Processing Aids (CEP), Lambré C, Barat Baviera JM, Bolognesi C, Chesson A, Cocconcelli PS, et al. Safety assessment of the process Circular Plastics,



based on the Starlinger iV+ technology, used to recycle post-consumer PET into food contact materials. *EFSA J* [Internet]. 2022;20(1):e07019. View Article Online
DOI: 10.1039/D4SU00571F

358. EFSA Panel on Food Contact Materials, Enzymes and Processing Aids (CEP), Lambré C, Barat Baviera JM, Bolognesi C, Chesson A, Cocconcelli PS, et al. Safety assessment of the process Circularpet IV80, based on the Starlinger iV+ technology, used to recycle post-consumer PET into food contact materials. *EFSA J* [Internet]. 2022;20(7):e07385.
359. EFSA Panel on Food Contact Materials, Enzymes and Processing Aids (CEP), Lambré C, Barat Baviera JM, Bolognesi C, Chesson A, Cocconcelli PS, et al. Safety assessment of the process DENTIS RECYCLING Italy, based on the Starlinger iV+ technology, used to recycle post-consumer PET into food contact materials. *EFSA J* [Internet]. 2022;20(1):e07016.360. EFSA Panel on Food Contact Materials, Enzymes and Processing Aids (CEP), Lambré C, Barat Baviera JM, Bolognesi C, Chesson A, Cocconcelli PS, et al. Safety assessment of the process Duy Tan Plastic Recycling, based on the Starlinger iV+ technology, used to recycle post-consumer PET into food contact materials. *EFSA J* [Internet]. 2022;20(12):e07671.
361. EFSA Panel on Food Contact Materials, Enzymes and Processing Aids (CEP), Lambré C, Barat Baviera JM, Bolognesi C, Chesson A, Cocconcelli PS, et al. Safety assessment of the process Extremadura TorrePet, based on the Starlinger iV+ technology, used to recycle post-consumer PET into food contact materials. *EFSA J* [Internet]. 2022;20(7):e07388.
362. EFSA Panel on Food Contact Materials, Enzymes and Processing Aids (CEP), Lambré C, Barat Baviera JM, Bolognesi C, Chesson A, Cocconcelli PS, et al. Safety assessment of the process Ferrarelle, based on the Starlinger iV+ technology, used to recycle post-consumer PET into food contact materials. *EFSA J* [Internet]. 2022;20(1):e07017.
363. EFSA Panel on Food Contact Materials, Enzymes and Processing Aids (CEP), Lambré C, Barat Baviera JM, Bolognesi C, Chesson A, Cocconcelli PS, et al. Safety assessment of the process Ganesha ecosphere, based on the Starlinger iV+ technology, used to recycle post-consumer PET into food contact materials. *EFSA J* [Internet]. 2022;20(7):e07386.
364. EFSA Panel on Food Contact Materials, Enzymes and Processing Aids (CEP), Lambré C, Barat Baviera JM, Bolognesi C, Chesson A, Cocconcelli PS, et al. Safety assessment of the process Greenpet, based on the Starlinger iV+ technology, used to recycle post-consumer PET into food contact materials. *EFSA J* [Internet]. 2022;20(7):e07387.
365. EFSA Panel on Food Contact Materials, Enzymes and Processing Aids (CEP), Lambré C, Barat Baviera JM, Bolognesi C, Chesson A, Cocconcelli PS, et al. Safety assessment of the process OMT Recycling Project, based on the Starlinger iV+ technology, used to recycle post-consumer PET into food contact materials. *EFSA J* [Internet]. 2022;20(1):e07018.
366. EFSA Panel on Food Contact Materials, Enzymes and Processing Aids (CEP), Lambré C, Barat Baviera JM, Bolognesi C, Chesson A, Cocconcelli PS, et al. Safety assessment of the process Resinas del Ecuador, based on the Starlinger iV+ technology, used to recycle post-consumer PET into food contact materials. *EFSA J* [Internet]. 2022;20(1):e07021.
367. EFSA Panel on Food Contact Materials, Enzymes and Processing Aids (CEP), Lambré C, Barat Baviera JM, Bolognesi C, Chesson A, Cocconcelli PS, et al. Safety assessment of the process rPET Aviv Shalam, based on the Starlinger iV+ technology, used to recycle post-consumer PET into food contact materials. *EFSA J* [Internet]. 2022;20(12):e07670.



368. EFSA Panel on Food Contact Materials, Enzymes and Processing Aids (CEP), Lambré C, Barat Baviera JM, Bolognesi C, Chesson A, Cocconcelli PS, et al. Safety assessment of the process Srichakra Polylplast, based on the Starlinger iV+ technology, used to recycle post-consumer PET into food contact materials. *EFSA J* [Internet]. 2022;20(1):e07020. View Article Online
DOI: 10.1039/D4SU00571F
369. EFSA Panel on Food Contact Materials, Enzymes and Processing Aids (CEP), Lambré C, Barat Baviera JM, Bolognesi C, Chesson A, Cocconcelli PS, et al. Safety assessment of the process Veolia, based on the Starlinger iV+ technology, used to recycle post-consumer PET into food contact materials. *EFSA J* [Internet]. 2022;20(3):e07187.
370. EFSA Panel on Food Contact Materials, Enzymes and Processing Aids (CEP), Lambré C, Barat Baviera JM, Bolognesi C, Chesson A, Cocconcelli PS, et al. Safety assessment of the process Akmert İplik, based on the Starlinger iV+ technology, used to recycle post-consumer PET into food contact materials. *EFSA J* [Internet]. 2023;21(3):e07924.
371. EFSA Panel on Food Contact Materials, Enzymes and Processing Aids (CEP), Lambré C, Barat Baviera JM, Bolognesi C, Chesson A, Cocconcelli PS, et al. Safety assessment of the process Basatli Boru Profil, based on the Starlinger iV+ technology, used to recycle post-consumer PET into food contact materials. *EFSA J* [Internet]. 2023;21(3):e07923.
372. EFSA Panel on Food Contact Materials, Enzymes and Processing Aids (CEP), Lambré C, Barat Baviera JM, Bolognesi C, Chesson A, Cocconcelli PS, et al. Safety assessment of the process Commercial Plastics, based on the Starlinger iV+ technology, used to recycle post-consumer PET into food contact materials. *EFSA J* [Internet]. 2023;21(3):e07925.
373. EFSA Panel on Food Contact Materials, Enzymes and Processing Aids (CEP), Lambré C, Barat Baviera JM, Bolognesi C, Chesson A, Cocconcelli PS, et al. Safety assessment of the process Dialog Diyou PCR, based on the Starlinger iV+ technology, used to recycle post-consumer PET into food contact materials. *EFSA J* [Internet]. 2023;21(8):e08132.
374. EFSA Panel on Food Contact Materials, Enzymes and Processing Aids (CEP), Lambré C, Barat Baviera JM, Bolognesi C, Chesson A, Cocconcelli PS, et al. Safety assessment of the process General Plastic, based on the Starlinger iV+ technology, used to recycle post-consumer PET into food contact materials. *EFSA J* [Internet]. 2023;21(3):e07926.
375. EFSA Panel on Food Contact Materials; Enzymes and Processing Aids (CEP), Lambré C, Barat Baviera JM, Bolognesi C, Chesson A, Cocconcelli PS, et al. Safety assessment of the process Green PET Recycling, based on the Starlinger iV+ technology, used to recycle post-consumer PET into food contact materials. *EFSA J* [Internet]. 2023;21(3):e07928.
376. EFSA Panel on Food Contact Materials, Enzymes and Processing Aids (CEP), Lambré C, Barat Baviera JM, Bolognesi C, Chesson A, Cocconcelli PS, et al. Safety assessment of the process Lerg-Pet, based on the Starlinger iV+ technology, used to recycle post-consumer PET into food contact materials. *EFSA J* [Internet]. 2023;21(8):e08133.
377. EFSA Panel on Food Contact Materials, Enzymes and Processing Aids (CEP), Lambré C, Barat Baviera JM, Bolognesi C, Chesson A, Cocconcelli PS, et al. Safety assessment of the process PCR Ambalaj, based on the Starlinger iV+ technology, used to recycle post-consumer PET into food contact materials. *EFSA J* [Internet]. 2023;21(8):e08130.



378. EFSA Panel on Food Contact Materials, Enzymes and Processing Aids (CEP), Lambré C, Barat Baviera JM, Bolognesi C, Chesson A, Cocconcelli PS, et al. Safety assessment of the process Royce Universal, based on the Starlinger iV+ technology, used to recycle post-consumer PET into food contact materials. *EFSA J* [Internet]. 2023;21(3):e07927.
379. EFSA Panel on Food Contact Materials, Enzymes and Processing Aids (CEP), Lambré C, Barat Baviera JM, Bolognesi C, Chesson A, Cocconcelli PS, et al. Safety assessment of the process Tanrikulu Plastik, based on the Starlinger iV+ technology, used to recycle post-consumer PET into food contact materials. *EFSA J* [Internet]. 2023;21(8):e08131.
380. Decontamination at the highest level. [Internet]. Kunststoffe International. Available from: <https://en.kunststoffe.de/a/news/decontamination-at-the-highest-level-3357425381>. EFSA Panel on Food Contact Materials, Enzymes and Processing Aids (CEP), Silano V, Barat Baviera JM, Bolognesi C, Chesson A, Cocconcelli PS, et al. Safety assessment of the process Veripack Embalajes, based on Starlinger Decon technology, used to recycle post-consumer PET into food contact materials. *EFSA J* [Internet]. 2019;17(10):e05835.
382. EFSA Panel on Food Contact Materials, Enzymes and Processing Aids (CEP), Silano V, Barat Baviera JM, Bolognesi C, Chesson A, Cocconcelli PS, et al. Safety assessment of the process Ferrarelle, based on Starlinger Decon technology, used to recycle post-consumer PET into food contact materials. *EFSA J* [Internet]. 2019;17(10):e05834. 383. EFSA Panel on Food Contact Materials, Enzymes and Processing Aids (CEP), Silano V, Barat Baviera JM, Bolognesi C, Chesson A, Cocconcelli PS, et al. Safety assessment of the process Pinaform, based on Starlinger Decon technology, used to recycle post-consumer PET into food contact materials. *EFSA J* [Internet]. 2019;17(10):e05833.
384. EFSA Panel on Food Contact Materials, Enzymes and Processing Aids (CEP), Silano V, Barat Baviera JM, Bolognesi C, Chesson A, Cocconcelli PS, et al. Safety assessment of the process V & T Trade, based on Starlinger Decon technology, used to recycle post-consumer PET into food contact materials. *EFSA J* [Internet]. 2019;17(10):e05831.
385. EFSA Panel on Food Contact Materials, Enzymes and Processing Aids (CEP), Silano V, Barat Baviera JM, Bolognesi C, Chesson A, Cocconcelli PS, et al. Safety assessment of the process Reco-Kavala, based on Starlinger Decon technology, used to recycle post-consumer PET into food contact materials. *EFSA J* [Internet]. 2019;17(10):e05830.
386. EFSA Panel on Food Contact Materials, Enzymes and Processing Aids (CEP), Silano V, Barat Baviera JM, Bolognesi C, Chesson A, Cocconcelli PS, et al. Safety assessment of the process PETman, based on Starlinger Decon technology, used to recycle post-consumer PET into food contact materials. *EFSA J* [Internet]. 2019;17(10):e05829. 387. EFSA Panel on Food Contact Materials, Enzymes and Processing Aids (CEP), Silano V, Barat Baviera JM, Bolognesi C, Chesson A, Cocconcelli PS, et al. Safety assessment of the process Marcato, based on Starlinger Decon technology, used to recycle post-consumer PET into food contact materials. *EFSA J* [Internet]. 2019;17(10):e05828.
388. EFSA Panel on Food Contact Materials, Enzymes and Processing Aids (CEP), Silano V, Barat Baviera JM, Bolognesi C, Chesson A, Cocconcelli PS, et al. Safety assessment of the process Ltd. PolyER, based on Starlinger deCON technology, used to recycle post-consumer PET into food contact materials. *EFSA J* [Internet]. 2020;18(3):e06045
389. EFSA Panel on Food Contact Materials, Enzymes and Processing Aids (CEP), Silano V, Barat Baviera JM, Bolognesi C, Chesson A, Cocconcelli PS, et al. Safety assessment of the process Carton Pack, based on



Starlinger deCON technology, used to recycle post-consumer PET into food contact materials. *EFSA J* [Internet]. 2020;18(7):e06188. Article Online
DOI: 10.1039/D4SU00571F

390. EFSA Panel on Food Contact Materials, Enzymes and Processing Aids (CEP), Silano V, Barat Baviera JM, Bolognesi C, Chesson A, Cocconcelli PS, et al. Safety assessment of the process WIP, based on Starlinger deCON technology, used to recycle post-consumer PET into food contact materials. *EFSA J* [Internet]. 2020;18(7):e06187.
391. EFSA Panel on Food Contact Materials, Enzymes and Processing Aids (CEP), Silano V, Barat Baviera JM, Bolognesi C, Chesson A, Cocconcelli PS, et al. Safety assessment of the process sicht-pack Hagner, based on Starlinger deCON technology, used to recycle post-consumer PET into food contact materials. *EFSA J* [Internet]. 2020;18(10):e06256.
392. EFSA Panel on Food Contact Materials, Enzymes and Processing Aids (CEP), Silano V, Barat Baviera JM, Bolognesi C, Chesson A, Cocconcelli PS, et al. Safety assessment of the process Erreplast, based on Starlinger deCON technology, used to recycle post-consumer PET into food contact materials. *EFSA J* [Internet]. 2020;18(10):e06255.
393. EFSA Panel on Food Contact Materials, Enzymes and Processing Aids (CEP), Silano V, Barat Baviera JM, Bolognesi C, Chesson A, Cocconcelli PS, et al. Safety assessment of the process PT Asioplast, based on Starlinger deCON technology, used to recycle post-consumer PET into food contact materials. *EFSA J* [Internet]. 2020;18(10):e06254.394. EFSA Panel on Food Contact Materials, Enzymes and Processing Aids (CEP), Silano V, Barat Baviera JM, Bolognesi C, Chesson A, Cocconcelli PS, et al. Safety assessment of the process Flight Plastics (UK), based on Starlinger deCON technology, used to recycle post-consumer PET into food contact materials. *EFSA J* [Internet]. 2020;18(10):e06253.
395. EFSA Panel on Food Contact Materials, Enzymes and Processing Aids (CEP), Silano V, Barat Baviera JM, Bolognesi C, Chesson A, Cocconcelli PS, et al. Safety assessment of the process Somoplast - Riachi & Co, based on Starlinger deCON technology, used to recycle post-consumer PET into food contact materials. *EFSA J* [Internet]. 2020;18(10):e06252.396. EFSA Panel on Food Contact Materials, Enzymes and Processing Aids (CEP), Silano V, Barat Baviera JM, Bolognesi C, Chesson A, Cocconcelli PS, et al. Safety assessment of the process Severn Valley Polymers, based on Starlinger deCON technology, used to recycle post-consumer PET into food contact materials. *EFSA J* [Internet]. 2020;18(11):e06308.397. EFSA Panel on Food Contact Materials, Enzymes and Processing Aids (CEP), Lambré C, Barat Baviera JM, Bolognesi C, Chesson A, Cocconcelli PS, et al. Safety assessment of the process ROL, based on Starlinger deCON technology, used to recycle post-consumer PET into food contact materials. *EFSA J* [Internet]. 2021;19(6):e06644.
398. EFSA Panel on Food Contact Materials, Enzymes and Processing Aids (CEP), Lambré C, Barat Baviera JM, Bolognesi C, Chesson A, Cocconcelli PS, et al. Safety assessment of the process ISAP Packaging, based on Starlinger deCON technology, used to recycle post-consumer PET into food contact materials. *EFSA J* [Internet]. 2021;19(6):e06643.
399. EFSA Panel on Food Contact Materials, Enzymes and Processing Aids (CEP), Lambré C, Barat Baviera JM, Bolognesi C, Chesson A, Cocconcelli PS, et al. Safety assessment of the process Drava International, based on Starlinger deCON technology, used to recycle post-consumer PET into food contact materials. *EFSA J* [Internet]. 2021;19(6):e06642.
400. EFSA Panel on Food Contact Materials, Enzymes and Processing Aids (CEP), Lambré C, Barat Baviera JM, Bolognesi C, Chesson A, Cocconcelli PS, et al. Safety assessment of the process Marmara PET



Levha, based on Starlinger deCON technology, used to recycle post-consumer PET into food contact materials. *EFSA J* [Internet]. 2021;19(10):e06868. View Article Online
DOI: 10.1039/D4SU00571F

401. EFSA Panel on Food Contact Materials, Enzymes and Processing Aids (CEP), Lambré C, Barat Baviera JM, Bolognesi C, Chesson A, Cocconcelli PS, et al. Safety assessment of the process Sulpet Plásticos, based on Starlinger deCON technology, used to recycle post-consumer PET into food contact materials. *EFSA J* [Internet]. 2021;19(10):e06867.402. EFSA Panel on Food Contact Materials, Enzymes and Processing Aids (CEP), Lambré C, Barat Baviera JM, Bolognesi C, Chesson A, Cocconcelli PS, et al. Safety assessment of the process BPCL, based on Starlinger deCON technology, used to recycle post-consumer PET into food contact materials. *EFSA J* [Internet]. 2021;19(10):e06866.
403. EFSA Panel on Food Contact Materials, Enzymes and Processing Aids (CEP), Lambré C, Barat Baviera JM, Bolognesi C, Chesson A, Cocconcelli PS, et al. Safety assessment of the process UTSUMI RECYCLE SYSTEMS, based on Starlinger deCON technology, used to recycle post-consumer PET into food contact materials. *EFSA J* [Internet]. 2021;19(10):e06869.404. EFSA Panel on Food Contact Materials, Enzymes and Processing Aids (CEP), Lambré C, Barat Baviera JM, Bolognesi C, Chesson A, Cocconcelli PS, et al. Safety assessment of the process Greiner Packaging, based on Starlinger deCON technology, used to recycle post-consumer PET into food contact materials. *EFSA J* [Internet]. 2022;20(6):e07389.
405. EFSA Panel on Food Contact Materials, Enzymes and Processing Aids (CEP), Lambré C, Barat Baviera JM, Bolognesi C, Chesson A, Cocconcelli PS, et al. Safety assessment of the process Kalex Films, based on Starlinger deCON technology, used to recycle post-consumer PET into food contact materials. *EFSA J* [Internet]. 2022;20(6):e07382.
406. EFSA Panel on Food Contact Materials, Enzymes and Processing Aids (CEP), Lambré C, Baviera JMB, Bolognesi C, Chesson A, Cocconcelli PS, et al. Safety assessment of the process Polyfab Plastics, based on Starlinger deCON technology, used to recycle post-consumer PET into food contact materials. *EFSA J* [Internet]. 2022;20(11):e07579.
407. EFSA Panel on Food Contact Materials, Enzymes and Processing Aids (CEP), Lambré C, Barat Baviera JM, Bolognesi C, Chesson A, Cocconcelli PS, et al. Safety assessment of the process Petecoflex, based on the Starlinger deCON technology, used to recycle post-consumer PET into food contact materials. *EFSA J* [Internet]. 2023;21(1):e07760.
408. EFSA Panel on Food Contact Materials, Enzymes and Processing Aids (CEP), Lambré C, Baviera JMB, Bolognesi C, Chesson A, Cocconcelli PS, et al. Safety assessment of the process Derchia D.C. Plastics, based on the Starlinger deCON technology, used to recycle post-consumer PET into food contact materials. *EFSA J* [Internet]. 2023;21(1):e07759.
409. EFSA Panel on Food Contact Materials, Enzymes and Processing Aids (CEP), Lambré C, Barat Baviera JM, Bolognesi C, Chesson A, Cocconcelli PS, et al. Safety assessment of the process CERSA, based on the Starlinger deCON technology, used to recycle post-consumer PET into food contact materials. *EFSA J* [Internet]. 2023;21(7):e08144.
410. EFSA Panel on Food Contact Materials, Enzymes and Processing Aids (CEP), Lambré C, Barat Baviera JM, Bolognesi C, Chesson A, Cocconcelli PS, et al. Safety assessment of the process Langgeng, based on the Starlinger deCON technology, used to recycle post-consumer PET into food contact materials. *EFSA J* [Internet]. 2023;21(8):e08156.



411. POLYMETRIX. PET SSP stand-alone process. [Internet]. Available from: <https://www.polymetrix.com/en/process-technology/solid-state-polycondensation-ssp/pet-ssp-stand-alone-process/>
412. EFSA Panel on Food Contact Materials, Enzymes and Processing Aids (CEP), Lambré C, Barat Baviera JM, Bolognesi C, Chesson A, Cocconcelli PS, et al. Safety assessment of the process MOPET, based on the Polymetrix pellet technology, used to recycle post-consumer PET into food contact materials. *EFSA J* [Internet]. 2022;20(1):e07013.
413. EFSA Panel on Food Contact Materials, Enzymes and Processing Aids (CEP), Lambré C, Barat Baviera JM, Bolognesi C, Chesson A, Cocconcelli PS, et al. Safety assessment of the process NOVAPET, based on the Polymetrix pellet technology, used to recycle post-consumer PET into food contact materials. *EFSA J* [Internet]. 2022;20(1):e07011.
414. EFSA Panel on Food Contact Materials, Enzymes and Processing Aids (CEP), Lambré C, Barat Baviera JM, Bolognesi C, Chesson A, Cocconcelli PS, et al. Safety assessment of the process PT Veolia Indonesia, based on the Polymetrix technology, used to recycle post-consumer PET into food contact materials. *EFSA J* [Internet]. 2023;21(7):e08147.
415. EFSA Panel on Food Contact Materials, Enzymes and Processing Aids (CEP), Lambré C, Barat Baviera JM, Bolognesi C, Chesson A, Cocconcelli PS, et al. Safety assessment of the process Plastrec, based on the Polymetrix technology, used to recycle post-consumer PET into food contact materials. *EFSA J* [Internet]. 2023;21(8):e08149.416. EFSA Panel on Food Contact Materials, Enzymes and Processing Aids (CEP), Lambré C, Barat Baviera JM, Bolognesi C, Chesson A, Cocconcelli PS, et al. Safety assessment of the process Société Générale de Recyclage (SGR), based on the VACUNITE (EREMA basic and Polymetrix SSP V-leaN) technology, used to recycle post-consumer PET into food contact materials. *EFSA J* [Internet]. 2022;20(5).
417. EFSA Panel on Food Contact Materials, Enzymes and Processing Aids (CEP), Lambré C, Barat Baviera JM, Bolognesi C, Chesson A, Cocconcelli PS, et al. Safety assessment of the process RCS Plastics, based on the VACUNITE (EREMA basic and Polymetrix SSP V-leaN) technology, used to recycle post-consumer PET into food contact materials. *EFSA J* [Internet]. 2022;20(5).
418. EFSA Panel on Food Contact Materials, Enzymes and Processing Aids (CEP), Lambré C, Barat Baviera JM, Bolognesi C, Chesson A, Cocconcelli PS, et al. Safety assessment of the process Renovapet, based on the VACUNITE (EREMA basic and Polymetrix SSP V-leaN) technology, used to recycle post-consumer PET into food contact materials. *EFSA J* [Internet]. 2023;21(4).
419. EFSA Panel on Food Contact Materials, Enzymes and Processing Aids (CEP), Lambré C, Barat Baviera JM, Bolognesi C, Chesson A, Cocconcelli PS, et al. Safety assessment of the process World PET Plastic, based on the VACUNITE (EREMA basic and Polymetrix SSP V-leaN) technology, used to recycle post-consumer PET into food contact materials. *EFSA J* [Internet]. 2022;20(5).
420. EFSA Panel on Food Contact Materials, Enzymes, Processing Aids (CEP), Lambré C, Barat Baviera JM, Bolognesi C, Chesson A, Cocconcelli PS, et al. Safety assessment of the process Roxane Nord, based on VACUNITE (EREMA basic and Polymetrix SSP V-leaN) technology, used to recycle post-consumer PET into food contact materials. *EFSA J* [Internet]. 2022;20(5).
421. EFSA Panel on Food Contact Materials, Enzymes and Processing Aids (CEP), Lambré C, Barat Baviera JM, Bolognesi C, Chesson A, Cocconcelli PS, et al. Safety assessment of the process Rekis, based on



the VACUNITE (EREMA basic and Polymetrix SSP V-lean) technology, used to recycle post-consumer PET into food contact materials. *EFSA J* [Internet]. 2023;21(11). View Article Online
DOI: 10.1039/D4SU00571F

422. EFSA Panel on Food Contact Materials, Enzymes and Processing Aids (CEP), Lambré C, Barat Baviera JM, Bolognesi C, Chesson A, Cocconcelli PS, et al. Safety assessment of the process ENVICCO, based on EREMA basic and Polymetrix SSP leaN technology, used to recycle post-consumer PET into food contact materials. *EFSA J* [Internet]. 2023;21(10).
423. EFSA Panel on Food Contact Materials, Enzymes and Processing Aids (CEP), Lambré C, Barat Baviera JM, Bolognesi C, Chesson A, Cocconcelli PS, et al. Safety assessment of the process PET Verpackungen Deutschland, based on the EREMA basic and Polymetrix SSP leaN technology, used to recycle post-consumer PET into food contact materials. *EFSA J* [Internet]. 2022;20(5).
424. EFSA Panel on Food Contact Materials, Enzymes and Processing Aids (CEP), Lambré C, Barat Baviera JM, Bolognesi C, Chesson A, Cocconcelli PS, et al. Safety assessment of the process Veolia Huafei Polymer Technology (Zhejiang), based on the Vacunite (EREMA Basic and Polymetrix SSP V-LeaN) technology, used to recycle post-consumer PET into food contact materials. *EFSA J* [Internet]. 2023;21(8).
425. EFSA Panel on Food Contact Materials, Enzymes and Processing Aids (CEP), Lambré C, Barat Baviera JM, Bolognesi C, Chesson A, Cocconcelli PS, et al. Safety assessment of the process Plastipak Iberia, based on the VACUNITE (EREMA basic and Polymetrix SSP V-lean) technology, used to recycle post-consumer PET into food contact materials. *EFSA J* [Internet]. 2023;21(3).
426. New global innovation: VACUNITE® at PETnology. [Internet]. Recovery Worldwide. Available from: <https://www.recovery-worldwide.com/en/artikel/new-global-innovation-vacunite-at-petnology-3323146.html>
427. EFSA Panel on Food Contact Materials, Enzymes and Processing Aids (CEP), Lambré C, Barat Baviera JM, Bolognesi C, Chesson A, Cocconcelli PS, et al. Safety assessment of the process Loreco Plast Recyclage, based on the VACUNITE (EREMA basic and Polymetrix SSP V-lean) technology, used to recycle post-consumer PET into food contact materials. *EFSA J* [Internet]. 2023;21(8).
428. EFSA Panel on Food Contact Materials, Enzymes and Processing Aids (CEP), Lambré C, Barat Baviera JM, Bolognesi C, Chesson A, Cocconcelli PS, et al. Safety assessment of the process Intco Malaysia, based on the VACUNITE (EREMA basic and Polymetrix SSP V-lean) technology, used to recycle post-consumer PET into food contact materials. *EFSA J* [Internet]. 2023;21(11).
429. EFSA Panel on Food Contact Materials, Enzymes and Processing Aids (CEP Panel), Lambré C, Barat Baviera JM, Bolognesi C, Chesson A, Cocconcelli PS, et al. Safety assessment of the process CPE based on the VACUNITE (EREMA basic and Polymetrix SSP V-lean) technology, used to recycle post-consumer PET into food contact materials. *EFSA J* [Internet]. 2023;21(8).
430. EFSA Panel on Food Contact Materials, Enzymes and Processing Aids (CEP), Lambré C, Barat Baviera JM, Bolognesi C, Chesson A, Cocconcelli PS, et al. Safety assessment of the process Guangxi Wuzhou Guolong Recyclable, based on the Vacunite (EREMA basic and Polymetrix SSP V-LeaN) technology, used to recycle post-consumer PET into food contact materials. *EFSA J* [Internet]. 2023;21(11).
431. EFSA Panel on Food Contact Materials, Enzymes and Processing Aids (CEP), Lambré C, Barat Baviera JM, Bolognesi C, Chesson A, Cocconcelli PS, et al. Safety assessment of the process Steinbeis



PolyVert, based on the Vacunite (EREMA Basic and Polymetrix SSP V-LeaN) technology, used to recycle post-consumer PET into food contact materials. *EFSA J* [Internet]. 2023;21(4). View Article Online
DOI: 10.1039/D4SU00571F

432. BANDERA Extrusion Intelligence®. UP-CYCLING. [Internet]. Available from: <https://www.luigibandera.com/products/recycling/>
433. EFSA Panel on Food Contact Materials, Enzymes and Processing Aids (CEP), Silano V, Barat Baviera JM, Bolognesi C, Chesson A, Cocconcelli PS, et al. Safety assessment of the process AMB, based on Bandera technology, used to recycle post-consumer PET into food contact materials. *EFSA J* [Internet]. 2019;17(7).
434. EFSA Panel on Food Contact Materials, Enzymes and Processing Aids (CEP), Silano V, Barat Baviera JM, Bolognesi C, Chesson A, Cocconcelli PS, et al. Safety assessment of the process 'POLY RECYCLING PET DIRECT IV+', used to recycle post-consumer PET into food contact materials. *EFSA J* [Internet]. 2019;17(10).
435. EFSA Panel on Food Contact Materials, Enzymes and Processing Aids (CEP), Lambré C, Barat Baviera JM, Bolognesi C, Chesson A, Cocconcelli PS, et al. Safety assessment of the process DENTIS RECYCLING ITALY, based on PET direct iv+ technology, used to recycle post-consumer PET into food contact materials. *EFSA J* [Internet]. 2021;19(8).
436. EFSA Panel on Food Contact Materials, Enzymes and Processing Aids (CEP), Lambré C, Barat Baviera JM, Bolognesi C, Chesson A, Cocconcelli PS, et al. Safety assessment of the process DY Polymer, based on PET direct iv+ technology, used to recycle post-consumer PET into food contact materials. *EFSA J* [Internet]. 2021;19(8).
437. EFSA Panel on Food Contact Materials, Enzymes and Processing Aids (CEP), Lambré C, Barat Baviera JM, Bolognesi C, Chesson A, Cocconcelli PS, et al. Safety assessment of the process Omorika Recycling, based on PET direct iv+ technology, used to recycle post-consumer PET into food contact materials. *EFSA J* [Internet]. 2021;19(10).
438. EFSA Panel on Food Contact Materials, Enzymes and Processing Aids (CEP), Lambré C, Barat Baviera JM, Bolognesi C, Chesson A, Cocconcelli PS, et al. Safety assessment of the process Verdeco Recycling, based on PET direct iv+ technology, used to recycle post-consumer PET into food contact materials. *EFSA J* [Internet]. 2022;20(8).
439. EFSA Panel on Food Contact Materials, Enzymes and Processing Aids (CEP), Lambré C, Barat Baviera JM, Bolognesi C, Chesson A, Cocconcelli PS, et al. Safety assessment of the process EcoBlue, based on PET direct iv+ technology, used to recycle post-consumer PET into food contact materials. *EFSA J* [Internet]. 2022;20(12).
440. EFSA Panel on Food Contact Materials, Enzymes and Processing Aids (CEP), Lambré C, Barat Baviera JM, Bolognesi C, Chesson A, Cocconcelli PS, et al. Safety assessment of the process SML Maschinengesellschaft, based on SML technology, used to recycle post-consumer PET into food contact materials. *EFSA J* [Internet]. 2021;19(8).
441. EFSA Panel on Food Contact Materials, Enzymes and Processing Aids (CEP), Lambré C, Barat Baviera JM, Bolognesi C, Chesson A, Cocconcelli PS, et al. Safety assessment of the process Indorama Ventures Recycling Verdun (IVRV), based on the NGR technology, used to recycle post-consumer PET into food contact materials. *EFSA J* [Internet]. 2022;20(5).



442. EFSA Panel on Food Contact Materials, Enzymes and Processing Aids (CEP), Lambré C, Barat Baviera JM, Bolognesi C, Chesson A, Cocconcelli PS, et al. Safety assessment of the process Wellman Neufchâteau Recyclage (WNR), based on the NGR technology, used to recycle post-consumer PET into food contact materials. *EFSA J* [Internet]. 2022;20(5).
443. EFSA Panel on Food Contact Materials, Enzymes and Processing Aids (CEP), Lambré C, Barat Baviera JM, Bolognesi C, Chesson A, Cocconcelli PS, et al. Safety assessment of the process rPET InWaste, based on the NGR technology, used to recycle post-consumer PET into food contact materials. *EFSA J* [Internet]. 2022;20(5).
444. EFSA Panel on Food Contact Materials, Enzymes and Processing Aids (CEP), Lambré C, Barat Baviera JM, Bolognesi C, Chesson A, Cocconcelli PS, et al. Safety assessment of the process 3R, based on NGR technology, used to recycle post-consumer PET into food contact materials. *EFSA J* [Internet]. 2022;20(5).
445. EFSA Panel on Food Contact Materials, Enzymes and Processing Aids (CEP), Lambré C, Barat Baviera JM, Bolognesi C, Chesson A, Cocconcelli PS, et al. Safety assessment of the process Coca-Cola HBC, based on the NGR technology, used to recycle post-consumer PET into food contact materials. *EFSA J* [Internet]. 2023;21(7).
446. EFSA Panel on Food Contact Materials, Enzymes and Processing Aids (CEP), Lambré C, Barat Baviera JM, Bolognesi C, Chesson A, Cocconcelli PS, et al. Safety assessment of the process Umincorp, based on the NGR technology, used to recycle post-consumer PET into food contact materials. *EFSA J* [Internet]. 2023;21(10).
447. EFSA Panel on Food Contact Materials, Enzymes and Processing Aids (CEP), Lambré C, Barat Baviera JM, Bolognesi C, Chesson A, Cocconcelli PS, et al. Safety assessment of the process CCH CIRCULARPET, based on the NGR technology, used to recycle post-consumer PET into food contact materials. *EFSA J* [Internet]. 2023;21(7).
448. EFSA Panel on Food Contact Materials, Enzymes and Processing Aids (CEP), Lambré C, Barat Baviera JM, Bolognesi C, Chesson A, Cocconcelli PS, et al. Safety assessment of the process AR Packaging Flexibles, based on the Kreyenberg IR Clean+ technology, used to recycle post-consumer PET into food contact materials. *EFSA J* [Internet]. 2022;20(8).
449. EFSA Panel on Food Contact Materials, Enzymes and Processing Aids (CEP), Lambré C, Barat Baviera JM, Bolognesi C, Chesson A, Cocconcelli PS, et al. Safety assessment of the process Paccor Polska, based on the Kreyenberg IR Clean+ technology, used to recycle post-consumer PET into food contact materials. *EFSA J* [Internet]. 2022;20(8).
450. EFSA Panel on Food Contact Materials, Enzymes and Processing Aids (CEP), Lambré C, Barat Baviera JM, Bolognesi C, Chesson A, Cocconcelli PS, et al. Safety assessment of the process Amhil Europa, based on the Kreyenberg IR Clean+ technology, used to recycle post-consumer PET into food contact materials. *EFSA J* [Internet]. 2022;20(8).
451. EFSA Panel on Food Contact Materials, Enzymes and Processing Aids (CEP), Lambré C, Barat Baviera JM, Bolognesi C, Chesson A, Cocconcelli PS, et al. Safety assessment of the process Petainer Lidköping, based on the Kreyenberg IR Clean+ technology, used to recycle post-consumer PET into food contact materials. *EFSA J* [Internet]. 2022;20(8).



452. EFSA Panel on Food Contact Materials, Enzymes and Processing Aids (CEP), Lambré C, Barat Baviera JM, Bolognesi C, Chesson A, Cocconcelli PS, et al. Safety assessment of the process Silver Plastics, based on the Reifenhäuser technology, used to recycle post-consumer PET into food contact materials. *EFSA J* [Internet]. 2023;21(8). View Article Online
DOI: 10.1039/D4SU00571F
453. EFSA Panel on Food Contact Materials, Enzymes and Processing Aids (CEP), Lambré C, Barat Baviera JM, Bolognesi C, Chesson A, Cocconcelli PS, et al. Safety assessment of the process Roboplast, based on the Bandera PRe 15 technology, used to recycle post-consumer PET into food contact materials. *EFSA J* [Internet]. 2023;21(4). 454. EFSA Panel on Food Contact Materials; Enzymes and Processing Aids (CEP), Lambré C, Barat Baviera JM, Bolognesi C, Chesson A, Cocconcelli PS, et al. Safety assessment of the process Arcoplastica, based on the Bandera PRe 15 technology, used to recycle post-consumer PET into food contact materials. *EFSA J* [Internet]. 2023;21(10).
455. EFSA Panel on Food Contact Materials, Enzymes and Processing Aids (CEP), Lambré C, Barat Baviera JM, Bolognesi C, Chesson A, Cocconcelli PS, et al. Safety assessment of the process Aristeia, based on the Bandera PRe 15 technology, used to recycle post-consumer PET into food contact materials. *EFSA J* [Internet]. 2023;21(4).



Data Availability Statement

No new data were generated as part of this review.

