



ChemComm

**Carbon Monoxide Bond Cleavage Mediated by an  
Intramolecular Frustrated Lewis Pair: Access to New B/N  
Heterocycles via Selective Incorporation of Single Carbon  
Atoms**

Journal:	<i>ChemComm</i>
Manuscript ID	CC-COM-10-2021-005673.R1
Article Type:	Communication

SCHOLARONE™  
Manuscripts

# Carbon Monoxide Bond Cleavage Mediated by an Intramolecular Frustrated Lewis Pair: Access to New B/N Heterocycles via Selective Incorporation of Single Carbon Atoms

Received 00th January 20xx,  
Accepted 00th January 20xx

Chamila P. Manankandayalage, Daniel K. Unruh and Clemens Krempner\*

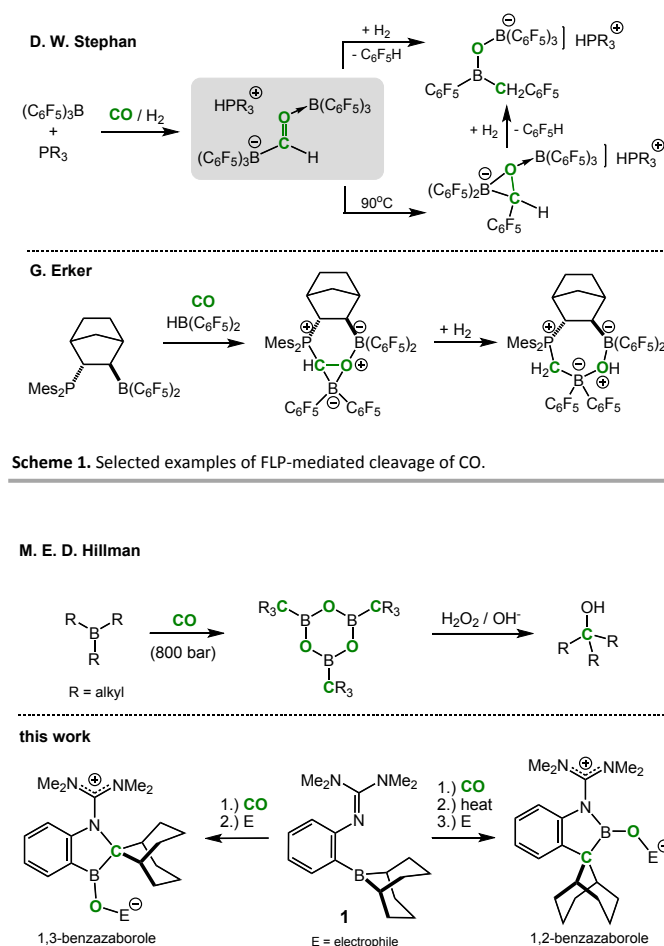
DOI: 10.1039/x0xx00000x

www.rsc.org/

Utilizing an intramolecular frustrated Lewis pair (FLP) decorated with a strongly donating guanidino moiety enabled the formation of a thermally remarkably stable FLP-CO adduct, which at 120°C underwent CO migration to form an acyl borane. Both compounds underwent rapid CO cleavage in the presence of strong electrophiles leading to the selective formation of a range of new 1,2- and 1,3-benzazaboroles in good yields under mild conditions.

The deoxygenation of carbon monoxide (i.e. C≡O cleavage) is a challenging chemical transformation of high relevance owing to its involvement in the generation of hydrocarbon products through Fischer-Tropsch chemistry.<sup>1</sup> To provide a better mechanistic understanding, significant efforts have recently been made toward the isolation and characterization of potential intermediates.<sup>2</sup> Particularly main group element hydrides and anions, as well as low-valent main group systems proved to be surprisingly effective in reductively coupling CO to C-C bonded species,<sup>3-9</sup> while only in rare cases has the deoxygenation of CO been accomplished (Scheme 1).<sup>10,11</sup> For example, Stephan's group reported the cleavage of CO (from syngas) utilizing the frustrated Lewis pair (FLP) B(C<sub>6</sub>F<sub>5</sub>)<sub>3</sub>/P(tBu)<sub>3</sub>.<sup>11a</sup> Erker and co-workers disclosed the reaction of an intramolecular FLP with CO and HB(C<sub>6</sub>F<sub>5</sub>)<sub>2</sub> to give a bora-oxirane species, which underwent CO bond cleavage upon exposure to H<sub>2</sub>.<sup>11b</sup> Much less is known regarding carbon monoxide deoxygenation as a synthetic strategy to selectively and predictably incorporate single carbon atoms into organic molecules. Only Hillmann in his seminal work and later Brown have successfully employed CO as a C-1 synthon in the synthesis of a range of aliphatic carbinols from trialkylboranes (Scheme 2).<sup>12</sup> Notably, these reactions were proposed to proceed via insertion of CO into the B-C bond to

intermediately form acyl boranes, but their involvement could not be verified experimentally.<sup>13</sup>



Scheme 1. Selected examples of FLP-mediated cleavage of CO.

Scheme 2. Selective incorporation of single carbon atoms through carbon monoxide bond cleavage.

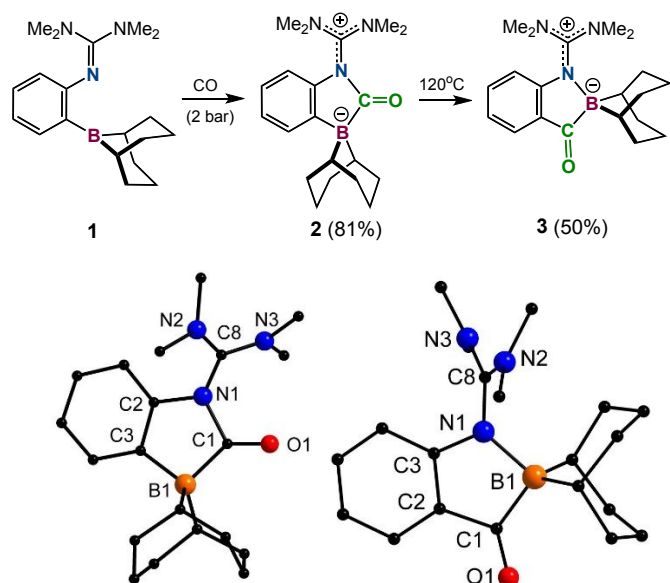
We recently introduced intramolecular FLP **1** (Scheme 2) decorated with a highly basic and strongly donating guanidino unit, which

\* Department of Chemistry and Biochemistry, Texas Tech University, Memorial Dr. & Boston, Lubbock, TX, 79409, USA. Fax: 806-742-1289; Tel: 806-834-3507; E-mail: clemens.krempner@ttu.edu

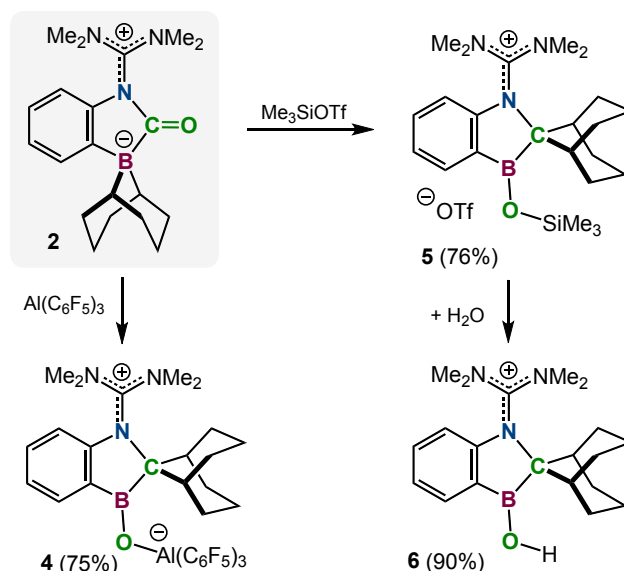
Electronic Supplementary Information (ESI) available: [Crystal data and structure refinement of **2-8**, **10**, **12** (CCDC), synthetic procedures and characterization data of **2-13**]. See DOI: 10.1039/x0xx00000x

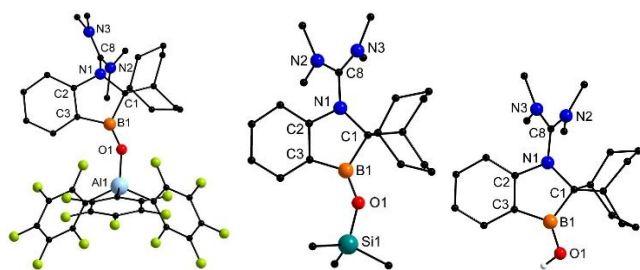
mediated the activation of E-H bonds in  $\text{NH}_3$ ,  $\text{HC}\equiv\text{CH}$ , and  $\text{H}_2$ .<sup>14</sup> We envisioned that strong donation of the FLP to CO could substantially weaken the  $\text{C}=\text{O}$  bond thereby facilitating its full cleavage. Herein, we will demonstrate that interactions of **1** with CO and electrophiles will not only result in facile cleavage of the  $\text{C}=\text{O}$  bond, this approach also enables the regioselective incorporation of single carbons to produce a range of new 1,2- and 1,3-benzazaboroles under mild conditions.<sup>15</sup>

Upon exposure of CO to a hexane solution of **1**, a crystalline material precipitated, which was identified as FLP-CO adduct **2** (85%) (Figure 1). Its  $^{11}\text{B}$  NMR spectrum displays a signal at -15 ppm confirming a tetra-coordinated boron centre. The  $^{13}\text{C}$  NMR spectrum exhibits a signal at 209.1 ppm, and the IR spectrum shows absorption at  $1708\text{ cm}^{-1}$ , consistent with the presence of a  $\text{C}=\text{O}$  group in the molecule. The X-ray data confirmed the formation of a five-membered ring with B1-C1 and C1-N1 distances of 1.639 and 1.501 Å, resp. The most striking feature is the C1-O1 bond length of 1.212 Å, which is one of the longest for FLP-CO adducts reported<sup>16</sup> and consistent with our hypothesis that the interaction of CO with a strong donor and a weak acceptor can substantially weaken the  $\text{C}=\text{O}$  bond. Notable is the thermal behaviour of **2**. It does not release CO up to  $80^\circ\text{C}$  even after heating overnight in  $\text{C}_6\text{D}_6$ . Most FLP-CO adducts are only stable at low temperatures. However, at ca.  $120^\circ\text{C}$ , the solution turned yellow with simultaneous formation of yellow crystals. The isolated crystals were identified by NMR and IR spectroscopy as acyl borane **3** (50% yield). Its connectivity was further supported by SC-XRD (Figure 1); the  $\text{C}=\text{O}$  bond [C1-O1, 1.237 Å] of **3** was found to be somewhat longer than that of **2**. Note that isolable acyl boranes derived from reactions of CO with organo boranes have not been reported in the literature.<sup>17</sup>



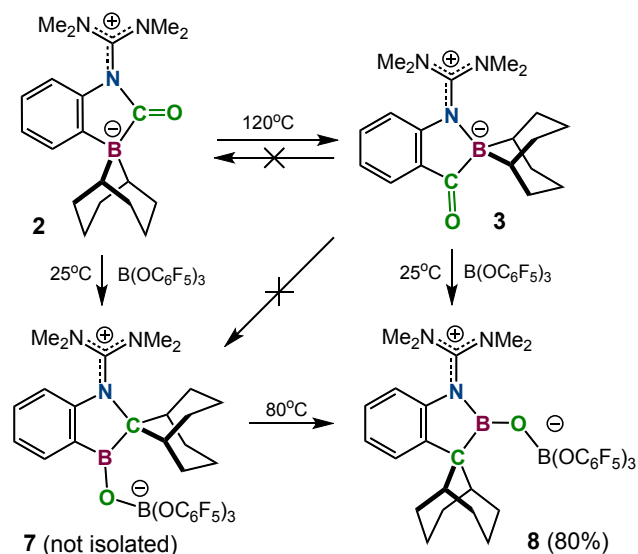
Envisioning the carbonyl oxygen of FLP-CO adduct **2** to be sufficiently Lewis basic, reactions with various electrophiles were investigated (Scheme 3). While treatment of **2** with  $\text{BPh}_3$  did not lead to any Lewis acid-base interaction, interactions with  $\text{B}(\text{C}_6\text{F}_5)_3$  gave mixtures of products. Gratifyingly, the reaction of **2** with  $\text{Al}(\text{C}_6\text{F}_5)_3$  resulted in a single product, which by NMR spectroscopy and SC-XRD was identified as 1,3-benzazaborole **4** (75% yield). The  $^{11}\text{B}$  NMR spectrum showed a broad signal at 43 ppm typical for a trigonal planar boron environment. The  $^{13}\text{C}$  NMR spectrum of **4** revealed a new signal at 70.1 ppm attributable to an aliphatic quaternary carbon, while the carbon signal of the CO carbon found in **2** at 209 ppm had disappeared. The X-ray data confirmed the connectivity of the 1,3-benzazaborole ring structure with exocyclic B-O-Al and bicyclo[3.3.1]non-9-ylidene moieties being the most notable structural features. The formation of **4** formation is the result of a two-fold alkyl migration from the BBN framework to CO, by which the CO triple bond is cleaved. The reaction of **2** with  $\text{Me}_3\text{SiOTf}$  proceeded similarly in generating 3-trimethylsiloxy-1,3-benzazaborole **5** in 76% yield.<sup>18</sup> Compound **5** is hydrolytically sensitive and smoothly converts in “wet” benzene or toluene to borinic acid **6** in yields of 90%. Since  $\text{Me}_3\text{SiOTf}$  does not react with FLP **1**, borinic acid **6** can also be synthesized in one pot from the reaction of **1** with  $\text{Me}_3\text{SiOTf}$  and CO. Subsequent hydrolysis with “wet” benzene affords **6** in overall yields of 85%. The  $^{13}\text{C}$  NMR spectra of **5** and **6** show features similar to **4** with the quaternary borole ring carbons of the bicyclo[3.3.1]non-9-ylidene moiety appearing at 72.6 (**5**) and 70.2 (**6**) ppm. The  $^1\text{H}$  NMR spectrum of **6** in  $\text{DMSO-}d_6$  exhibits a signal at 11 ppm attributable to an OH group, which is further supported by a broad absorption at  $\sim 3213\text{ cm}^{-1}$  (solid) in the IR spectrum. The X-ray data of **4-6** (Figure 2) show structural similarities with elongated N1-C1 (1.53-1.55 Å) and B1-C1 (ca. 1.63 Å) distances. The exocyclic B1-O1 bonds of **5** [1.344 Å] and **6** [1.349 Å] are relatively short but longer than that of **4** with 1.322 Å.



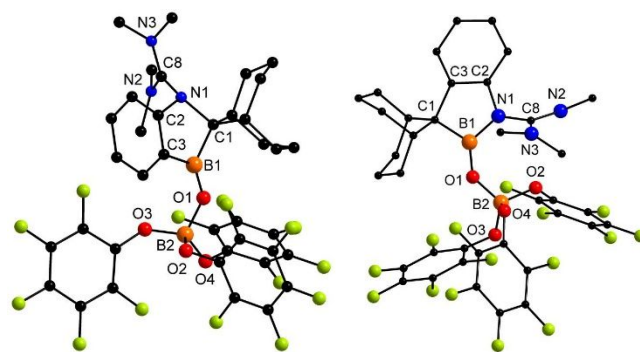


**Figure 2.** Solid-state structures of **4** (left), **5** (centre) and **6** (right). Triflate anions of **5** and **6** and all H atoms except for OH of **6** are omitted for clarity. Selected bond lengths [Å] and angles [°]: **4**, Al1-O1 1.739(1), O1-B1 1.322(2), N1-C8 1.383(2), N1-C1 1.530(2), N2-C8 1.331(2), N3-C8 1.335(2), C1-B1 1.627(2), B1-O1-Al1 151.3(1); **5**, Si1-O1 1.656(1), O1-B1 1.344(2), N1-C1 1.536(2), N1-C8 1.394(2), N2-C8 1.326(2), N3-C8 1.337(2), C1-B1 1.632(3), B1-O1-Si1 145.4(1); **6**, O1-B1 1.349(4), N1-C8 1.378(3), N1-C1 1.550(3), N2-C8 1.345(4), N3-C8 1.338(4), C1-B1 1.626(4).

Since our aforementioned attempts with  $B(C_6F_5)_3$  as Lewis acid were unsuccessful,  $B(OC_6F_5)_3$ , its more oxophilic congener, was reacted with **2** in  $C_6D_6$  (Scheme 4). The reaction proceeded smoothly at 25°C with formation of 1,3-benzaazaborole **7** as the major product (Figure 3). NMR spectroscopic analysis of the reaction revealed the presence of a by-product, which upon heating for ca. 2 hours at 80°C became the sole product. Characterization by NMR spectroscopy and SC-XRD (Figure 3) confirmed the formation of 1,2-benzaazaborole **8**, the isomer of **7**. While both isomers showed similar  $^1H$  and  $^{13}B$  NMR spectroscopic features, the  $^{13}C$  NMR spectra revealed marked chemical shift differences for the quaternary carbons with 68.7 (**7**) and 38.5 (**8**) ppm. Note that the 1,3-boroles **4** and **5** did not undergo isomerization to the respective 1,2-boroles at 80°C. Puzzled by the unexpected formation of isomer **8**, we wondered whether acyl borane **3** would also undergo skeletal rearrangements in the presence of strong Lewis acids. In fact, treatment of  $B(OC_6F_5)_3$  with **3** at 25°C in  $C_6D_6$  proceeded smoothly in quantitatively generating **8** in solution. Note that the isomer 1,3-benzaazaborole **7** was not detected throughout the reaction suggesting the conversion of acyl borane **3** to **8** not to proceed via **7**.

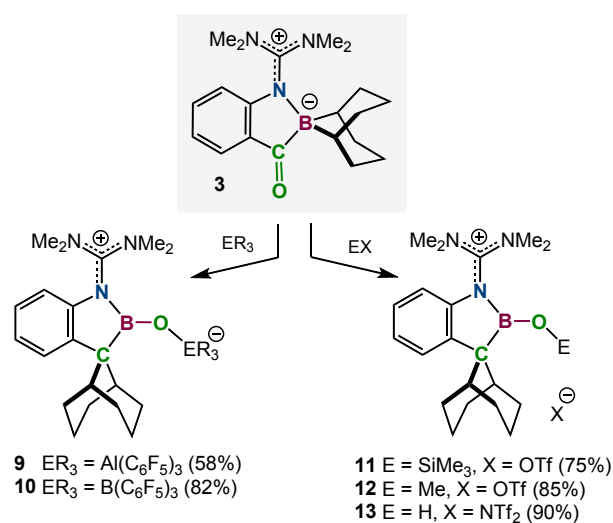


**Scheme 4.** Reactions of **2** and **3** with  $B(OC_6F_5)_3$ .

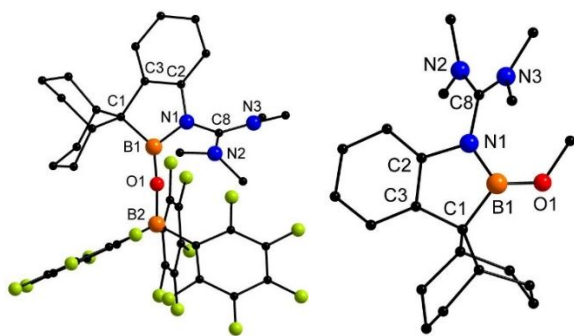


**Figure 3.** Solid-state structures of **7** (left) and **8** (right). All H atoms are omitted for clarity. Selected bond lengths [Å]: **7**, O1-B1 1.332(2), O1-B2 1.455(2), N1-C8 1.385(2), N2-C8 1.336(2), N3-C8 1.334(2), C1-B1 1.616(2), N1-C1 1.534(2); **8**, N1-B1 1.478(2), O1-B1 1.329(2), O1-B2 1.446(2), C1-B1 1.613(2), N1-C8 1.380(2), N2-C8 1.336(2), N3-C8 1.328(2).

The ability of **3** to undergo CO bond cleavage, prompted us to investigate interactions with other electrophiles (Scheme 5).  $B(C_6F_5)_3$  and  $Al(C_6F_5)_3$  reacted smoothly with **3** at 25°C to generate 1,2-benzaazaboroles **9** and **10**, resp. Also  $Me_3SiOTf$ ,  $MeOTf$ , and  $HNTf_2$ , upon reacting with **3**, resp., at 25°C caused the CO moiety to be cleaved smoothly providing the 1,2-benzaazaboroles **11-13** in good yields.  $^{13}C$  NMR spectroscopic analysis of the isolated 1,2-benzaazaboroles **9-13** revealed singlets of the quaternary azaborole ring carbons ranging from 38–42 ppm, similar to what was found for **8** ( $\delta = 38.5$  ppm). A broad singlet in the  $^1H$  NMR spectrum at 7.76 ppm and broad absorption in the IR spectrum at  $3303\text{ cm}^{-1}$  confirmed the presence of an OH group in **13**. The SC-XRD data of **8**, **10**, and **12** (Figures 3 and 4) confirmed the connectivity of the 1,2-benzaazaborole structures and revealed full cleavage of CO with the formation of two new C-C bonds. The central boron atoms adopt trigonal planar geometries, and the most notable bond parameters are the relatively short B–O1 bond lengths for **8** [1.329 Å] and **10** [1.316 Å], which are relatively close to reported distances for Lewis acid stabilized B=O double bonds ranging from 1.29–1.33 Å.<sup>19</sup>



**Scheme 5.** Reaction of **3** with electrophiles.



**Figure 4.** Solid-state structures of **10** (left) and **12** (right). All H atoms are omitted for clarity. Selected bond lengths [Å]: **10**, N1–B1 1.510(2), O1–B1 1.316(2), O1–B2 1.478(2), C1–B1 1.622(2), N1–C8 1.370(2), N2–C8 1.333(2), N3–C8 1.340(2); **12**, O1–C21 1.436(3), O1–B1 1.349(3), N1–C8 1.398(3), N1–B1 1.441(3), N2–C8 1.327(3), N3–C8 1.327(2), C1–B1 1.614(3).

In summary, we report the facile cleavage of the carbon monoxide triple bond mediated by an intramolecular FLP featuring a strongly donating guanidino unit. This FLP system is capable of strongly binding to CO to form a remarkably stable FLP-CO adduct, which at 120°C isomerizes via CO migration to an acyl borane. Both compounds, FLP-CO adduct and acyl borane smoothly react with strong organic and organometallic electrophiles to selectively form a range of new 1,2- and 1,3-benzazaborole salts in excellent yields. Given that carbon monoxide is an inexpensive and readily available C-1 source, CO bond cleavage offers an alternative and promising approach toward the targeted design of organic and organometallic molecules and materials as highlighted by the one-pot synthesis of borinic acid **6**.<sup>20</sup> We are currently working to extend the scope of this new transformation to B/N heterocycles with other substituents at boron and nitrogen.

## Conflicts of interest

There are no conflicts to declare.

## Notes and references

‡ This research was supported by the U.S. Department of Energy, Office of Science, Office of Basic Energy Sciences, Catalysis Science Program, under Award DE-SC0019094.

- R. B. Anderson, H. Kölbl and M. Ralek, *The Fischer–Tropsch Synthesis*; Academic Press Inc.: New York, 1984; p 301.
- R. Y. Kong and M. R. Crimmin, *Dalton Trans.*, 2020, **49**, 16587.
- a) A. V. Protchenko, P. Vasko, D.C.H. Do, J. Hicks, M.A. Fuentes, C. Jones and S. Aldridge, *Angew. Chem. Int. Ed.* 2019, **58**, 1808–1812; b) M. D. Anker, M. S. Hill, J. P. Lowe and M. F. Mahon, *Angew. Chem. Int. Ed.* 2015, **54**, 10009–10011; c) W. Lu, H. Hu, Y. Li, R. Ganguly and R. Kinjo, *J. Am. Chem. Soc.* 2016, **138**, 6650–6661.
- a) K. Yuvaraj, I. Douair, A. Paparo, L. Maron and C. Jones, *J. Am. Chem. Soc.* 2019, **141**, 8764–8768; b) K. Yuvaraj, I. Douair, D. D. L. Jones, L. Maron and C. Jones, *Chem. Sci.* 2020, **11**, 3516–3522.
- X. Wang, Z. Zhu, Y. Peng, H. Lei, J. C. Fettinger and P. P. Power, *J. Am. Chem. Soc.* 2009, **131**, 6912–6913.
- A. Heilmann, J. Hicks, P. Vasko, J. M. Goicoechea and S. Aldridge, *Angew. Chem. Int. Ed.* 2020, **59**, 4897–4901.
- a) H. Braunschweig, T. Dellermann, R. D. Dewhurst, W. C. Ewing, K. Hammond, J. O. C. Jimenez-Halla, T. Kramer, I. Krummenacher, J. Mies, A. K. Phukan and A. Vargas, *Nature Chem.* 2013, **5**, 1025–1028; b) R. Y. Kong and M. R. Crimmin, *J. Am. Chem. Soc.* 2018, **140**, 13614–13616; c) B. Wang, G. Luo, M. Nishiura, Y. Luo and Z. Hou, *J. Am. Chem. Soc.* 2017, **139**, 16967–16973; d) A. Phanopoulos, S. Pal, T. Kawakami and K. Nozaki, *J. Am. Chem. Soc.* 2020, **142**, 14064–14068.
- M. Xu, Z.-W. Qu, S. Grimme and D. W. Stephan, *J. Am. Chem. Soc.* 2021, **143**, 634–638.
- L. D. Curless, E. R. Clark, J. Cid, A. Del Grosso and M. J. Ingleson, *Chem. Commun.* 2015, **51**, 10903–10906.
- a) M. Majumdar, I. Omlor, C. B. Yildiz, A. Azizoglu, V. Huch and D. Scheschkewitz, *Angew. Chem., Int. Ed.* 2015, **54**, 8746–8750; b) Y. Wang, A. Kostenko, T. J. Hadlington, M.-P. Luecke, S. Yao and M. Driess, *J. Am. Chem. Soc.* 2019, **141**, 626–634; c) Y. Xiong, S. Yao, T. Szilvasi, A. Ruzicka and M. Driess, *Chem. Commun.* 2020, **56**, 747–750.
- a) R. Dobrovetsky and D. W. Stephan, *J. Am. Chem. Soc.* 2013, **135**, 4974–4977; b) M. Sajid, G. Kehr, C. G. Daniliuc and G. Erker, *Angew. Chem. Int. Ed.* 2014, **53**, 1118–1121; c) M. Devillard, B. de Bruin, M. A. Siegler and J. I. van der Vlugt, *Chem. Eur. J.* 2017, **23**, 13628–13632; d) Q. Sun, C. G. Daniliuc, C. Mück-Lichtenfeld, K. Bergander, G. Kehr and G. Erker, *J. Am. Chem. Soc.* 2020, **142**, 17260–17264.
- a) M. E. D. Hillman, *J. Am. Chem. Soc.* 1962, **84**, 4715–4720; b) H. C. Brown and M. W. Rathke, *J. Am. Chem. Soc.* 1967, **89**, 2737–2738.
- H. C. Brown, *Acc. Chem. Res.* 1969, **2**, 65–72.
- C. Manankandayalage, D. K. Unruh and C. Krempner, *Chem. Eur. J.* 2021, **27**, 6263–6273.
- For selected examples of aza- and benzazaboroles: a) W. Lu, Y. Li, R. Ganguly and R. Kinjo, *J. Am. Chem. Soc.* 2017, **139**, 5047–5050; b) J. Li, C. G. Daniliuc, K. K. Kartha, G. Fernandez, G. Kehr and G. Erker, *J. Am. Chem. Soc.* 2021, **143**, 2059–2067; c) S. Kuwano, Y. Hosaka and T. Arai, *Chem. Eur. J.* 2019, **25**, 12920–12923.
- For intramolecular FLP-CO adducts: a) M. A. Dureen and D. W. Stephan, *J. Am. Chem. Soc.* 2010, **132**, 13559–13568; b) A. Ramos, A. Antiñolo, F. Carrillo-Hermosilla, R. Fernández-Galán, M. del Pilar Montero-Rama, E. Villaseñor, A. Rodríguez-Diéguez and D. García-Vivó, *Dalton Trans.* 2017, **46**, 10281–10299; c) M. Sajid, A. Lawzer, W. Dong, C. Rosorius, W. Sander, B. Schirmer, S. Grimme, C. G. Daniliuc, G. Kehr and G. Erker, *J. Am. Chem. Soc.* 2013, **135**, 18567–18574; d) A. R. Cabrera, R. S. Rojas, M. Valderrama, P. Plüss, H. Berke, C. G. Daniliuc, G. Kehr and G. Erker, *Dalton Trans.* 2015, **44**, 19606–19614; e) L.-M. Elmer, G. Kehr, C. G. Daniliuc, M. Siedow, H. Eckert, M. Tesch, A. Studer, K. Williams, T. H. Warren and G. Erker, *Chem. Eur. J.* 2017, **23**, 6056–6068; f) A. Ueno, X. Tao, C. G. Daniliuc, G. Kehr and G. Erker, *Organometallics* 2018, **37**, 2665–2668.
- For reviews on acyl boranes: a) F. K. Scharnagl, S. K. Bose and T. B. Marder, *Org. Biomol. Chem.* 2017, **15**, 1738–17523; b) D. Wu, J. Taguchi, M. Tanriver and J. W. Bode, *Angew. Chem.* 2020, **132**, 16993–170043.
- Reactions of FLP-CO adduct **2** with MeOTf and HNTf<sub>2</sub>, resp., resulted in loss of CO (see SI).
- Y. K. Loh, K. Porteous, M. Á. Fuentes, D. C. H. Do, J. Hicks and S. Aldridge, *J. Am. Chem. Soc.* 2019, **141**, 8073–8077.
- For applications of borinic acids: a) E. Dimitrijevića and M. S. Taylor, *Chem. Sci.* 2013, **4**, 3298–3303; b) E. Dimitrijevića and M. S. Taylor, *ACS Catal.* 2013, **3**, 945–962; c) K. Zhao, S. Yang, Q. Gong, L. Duan and Z. Gu, *Angew. Chem.* 2021, **133**, 5852–5857.