

MINIREVIEW

[View Article Online](#)
[View Journal](#) | [View Issue](#)Cite this: *Chem. Sci.*, 2018, 9, 22Received 18th October 2017
Accepted 26th November 2017

DOI: 10.1039/c7sc04509c

rsc.li/chemical-science

A lesson for site-selective C–H functionalization on 2-pyridones: radical, organometallic, directing group and steric controls

Koji Hirano * and Masahiro Miura *

A 2-pyridone ring is a frequently occurring subunit in natural products, biologically active compounds, and pharmaceutical targets. Thus, the selective synthesis of substituted 2-pyridone derivatives through decoration and/or formation of pyridone rings has been one of the important longstanding subjects in organic synthetic chemistry. This minireview focuses on recent advances in site-selective C–H functionalization on 2-pyridone. The reported procedures are categorized according to the site selectivity that is achieved, and the substrate scope, limitations, mechanism, and controlling factors are briefly summarized.

Introduction

2-Pyridone, the tautomer of 2-hydroxypyridine, is one of the privileged heteroaromatic rings in natural products, bioactive molecules, and pharmaceutical agents. Such well known compounds include ciclopirox, milrinone, camptothecin, (–)-cytisine, fredericamycin, and perampanel (Fig. 1).¹ Thus, the decoration and construction of pyridone rings for the preparation of multiply substituted 2-pyridone derivatives has

been a longstanding research subject in organic chemistry. To date, synthetic chemists have developed numerous methodologies for the above purpose.


On the other hand, over the past two decades tremendously rapid and explosive progress has occurred in the research field of C–H activation because it can obviate the preactivation steps of starting substrates, such as halogenation and stoichiometric metalation, which are inevitable in traditional cross-coupling technology, to increase the efficiency and atom and step economy in chemical synthesis.² Although the C–H functionalization strategy seems to be greatly beneficial for the preparation of substituted pyridones, there are four possible reactive

Department of Applied Chemistry, Graduate School of Engineering, Osaka University, Suita, Osaka 565-0871, Japan. E-mail: k_hirano@chem.eng.osaka-u.ac.jp; miura@chem.eng.osaka-u.ac.jp



Koji Hirano was born in Aichi, Japan, in 1980. He received his B.S. and Ph.D. degrees from Kyoto University in 2003 and 2008 under the supervision of Professor Koichiro Oshima. He served as a JSPS postdoctoral fellow, working with Professor Tamio Hayashi at Kyoto University from April to September in 2008. He joined the research group of Professor Miura at Osaka University as an

assistant professor in October, 2008, and then was promoted to the rank of an associate professor in 2015. His current research interests are organic synthesis and organometallic chemistry, especially the development of new synthetic reactions catalyzed by transition metal catalysts.



Masahiro Miura is a professor of the Graduate School of Engineering, Osaka University. He studied chemistry at Osaka University and received his Ph.D. degree in 1983 under the guidance of Prof. S. Kusabayashi and Prof. M. Nojima. After working in the chemical industry for one and a half years, he started his academic career as an assistant professor at Osaka University. He was promoted to

associate professor in 1994 and to full professor in 2005. He also worked as a Humboldt fellow with Prof. K. Griesbaum at Karlsruhe University of Germany from 1990–1991. His current research interests include transition-metal catalysis and the synthesis of functional molecules, especially new π -conjugated aromatic substances.



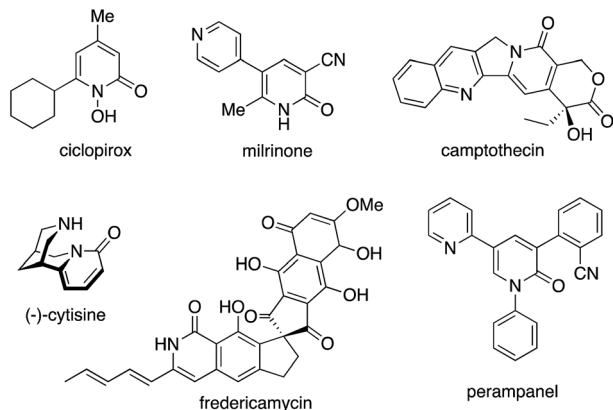


Fig. 1 2-Pyridone rings in natural products, bioactive molecules, and pharmaceutical agents.

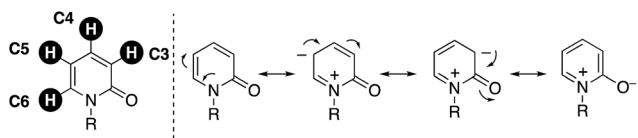


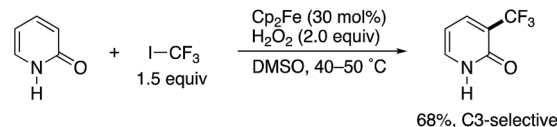
Fig. 2 Four possible reactive C-H bonds and electronic biases on the 2-pyridone ring.

C-H bonds on the pyridone ring (C3–C6), and thus control of the site selectivity is the most important and challenging issue (Fig. 2). Considering the resonance structures of 2-pyridone, there are relatively large electronic biases; the C3 and C5 positions are more electron-rich and thus reactive toward electrophiles. On the other hand, the reaction with nucleophiles is more favoured at the C4 and C6 positions, which are of a more electron-deficient nature. In this minireview, we focus on recent advances in the site-selective C-H functionalization of 2-pyridone. The reported procedures are categorized according to the reaction site, and the substrate scope, limitations, mechanism, and site-selectivity controlling factors are briefly summarized.

C3-Selective functionalization

In 2010, Yamakawa and co-workers reported a radical trifluoromethylation reaction of some simple (hetero)arenes with CF_3I under Fenton-type conditions using FeSO_4 or Cp_2Fe , H_2O_2 , and DMSO. In the substrate scope investigation, the parent *NH*-pyridone (2-hydroxypyridine) was tested, and the corresponding 3-trifluoromethylated pyridone was successfully obtained with high site selectivity (Scheme 1).³ To the best of our knowledge, this is the first successful example of the C3-selective radical C-H functionalization of 2-pyridone. However, just a single substrate was employed, and the authors did not specifically mention the observed unique site selectivity in this report.

Radical-induced, more general C3-selectivity was observed in the nickel-catalysed direct alkylation with α -bromo carbonyl compounds developed by Hirano and Miura (Scheme 2).⁴



Scheme 1 The seminal example of C3-selective C-H functionalization of 2-pyridone reported by Yamakawa.

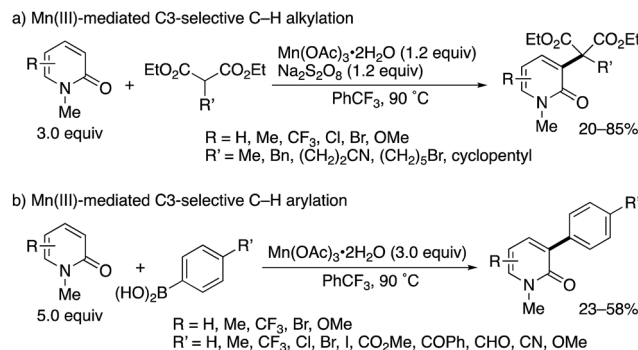


Scheme 2 Nickel-catalysed radical C3-selective alkylation of 2-pyridones with α -bromo carbonyl compounds.

Regardless of the electronic and steric nature of the substituents on the pyridone, perfect C3-selectivity was uniformly observed. On the other hand, when the C3 position was blocked with the methyl group, no reaction occurred.

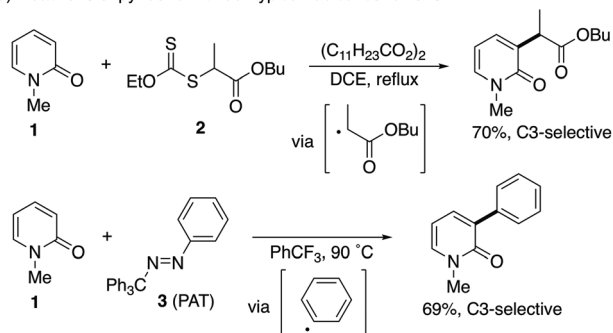
Subsequently, the same research group developed Mn(III)-based methodologies⁵ for direct alkylation and arylation with malonate esters and arylboronic acids, respectively (Scheme 3).⁶ Several 2-substituted diethyl malonates could be coupled with 2-pyridones to form the corresponding alkylated products in moderate to good yields (Scheme 3a). In the case of arylboronic acids, the reaction was compatible with a wide range of functional groups including halogen, ester, ketone, aldehyde, nitrile, and ether (Scheme 3b). Similar to Scheme 2, the exclusive C3-selectivity was observed in all cases.

The radical intermediacy was supported by metal-free radical reactions of *N*-methyl-2-pyridone (**1**) with xanthate **2**⁷ and phenylazo(triphenyl)methane⁸ (PAT, **3**); both **2** and **3** readily reacted with **1** under typical radical conditions to deliver the corresponding C3-functionalized pyridones selectively

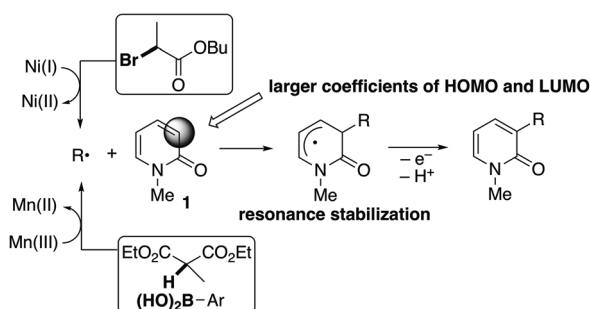


Scheme 3 Mn(III)-Mediated radical C3-selective alkylation and arylation of 2-pyridones with malonate esters and arylboronic acids, respectively.



a) Reactions of pyridone **1** under typical radical conditions

b) Proposed HAS-type mechanism



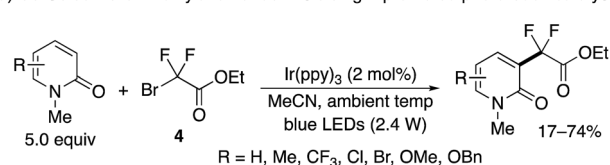
Scheme 4 Evidence of radical intermediacy and a proposed mechanism for radical-mediated C3-selective functionalization.

(Scheme 4a). On the basis of these results, a homolytic aromatic substitution⁹ (HAS)-type mechanism is proposed (Scheme 4b). The C3-selectivity is determined in the radical addition step and controlled by resonance stabilization of the intermediate and a SOMO/HOMO or a SOMO/LUMO interaction between the radical species and pyridone; the larger coefficients of both the HOMO and LUMO at the C3 position of pyridone are also suggested by preliminary DFT calculations at the RB3LYP/6-31G(d) level of theory. In the case of the nickel catalyst, single electron transfer from the radical intermediate following the addition to Ni(II) regenerates the starting Ni(I) species.

The nickel- and manganese-mediated processes showed excellent C3-selectivity but still suffered from the elevated reaction temperature (>90 °C) and use of excess Mn(III) salt. Hirano and Miura partially addressed these problems by using visible-light-promoted photoredox catalysis.¹⁰ In the presence of Ir(ppy)₃ photosensitizer, similar alkyl and aryl radical species were generated from ethyl bromodifluoroacetate (**4**) and diaryliodonium triflates **5**, respectively, under blue LED irradiation even at ambient temperature to deliver the substituted 2-pyridones (Scheme 5).¹¹ Again, exclusive C3-selectivity was achieved irrespective of the substitution pattern on the pyridone ring. The unsymmetrical Mes-I(III)-Ar reagent **6** could also be employed; the bulky Mes substituent did not transfer at all, and the desired Ar group was selectively incorporated.

After the stimulating work by Hirano and Miura, some research groups reported greatly improved methodologies for radical C3-arylation (Scheme 6).¹² Maiti and co-workers developed an iron-based catalytic system in conjunction with the K₂S₂O₈ terminal oxidant (Scheme 6a). This is a catalytic variant

a) C3-Selective C–H alkylation under visible-light-promoted photoredox catalysis

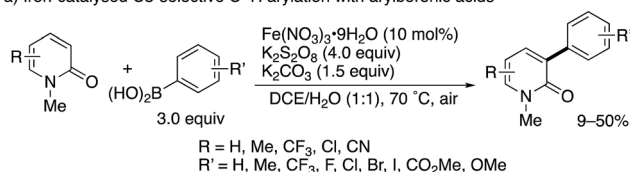


b) C3-Selective C–H arylation under visible-light-promoted photoredox catalysis



Scheme 5 C3-Selective alkylation and arylation of 2-pyridones under visible-light-promoted photoredox catalysis.

a) Iron-catalysed C3-selective C–H arylation with arylboronic acids



b) Transition-metal-free C3-selective C–H arylation with arylhydrazines

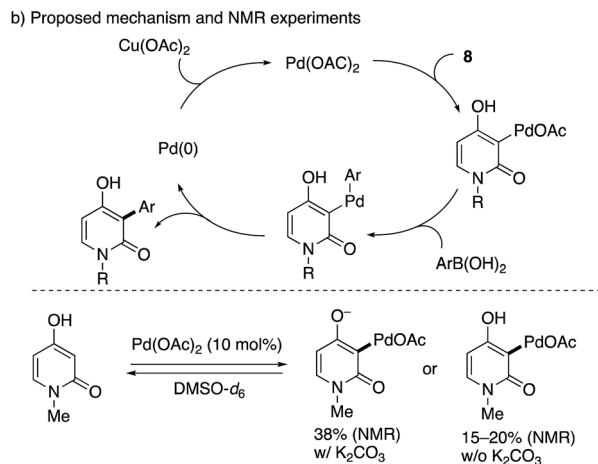


Scheme 6 Iron-catalysed and metal-free radical C3-selective arylation of 2-pyridones with arylboronic acids and arylhydrazines, respectively.

of the Mn(III)-mediated protocol shown in Scheme 3b. Additionally, the 2-pyridone could be used as a limiting agent under the iron catalysis, which is beneficial because of the possibility of late-stage functionalization of 2-pyridones. More recently, Yadav reported the transition-metal-free, K₂CO₃/O₂-promoted direct C3-arylation of 2-pyridone with arylhydrazine HCl salts **7** (Scheme 6b).¹³ The reaction proceeded smoothly under very mild conditions (at room temperature in air) to furnish a diverse set of C3-arylated pyridones in good to high yields even with the limiting pyridone substrates. Particularly notable is the comparable yield of *NH*-pyridones.

While limited in scope, a completely different approach to the C3-arylation of pyridone was developed by Zografos and co-workers (Scheme 7).¹⁴ They focused on the unique enol-like character of 4-hydroxy-2-pyridone **8**, and developed a palladium-catalysed oxidative arylation with arylboronic acids. Their proposed catalytic cycle includes: (1) C–H palladation at the C3 position, (2) transmetalation with arylboronic acid, (3) reductive





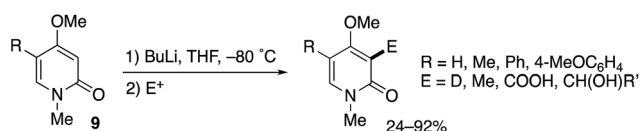
Scheme 7 Pd(II)-Catalysed oxidative C3-selective arylation of 4-hydroxy-2-pyridones with arylboronic acids.

elimination and (4) reoxidation with Cu(OAc)₂. The key elementary step is the site-selectivity-determining, electrophilic C–H palladation at the C3 position, which was supported by NMR experiments without the arylboronic acid and Cu(OAc)₂ in DMSO-*d*₆: in the presence or absence of K₂CO₃, C3-palladated pyridone was detected below 70 °C within 20 min.

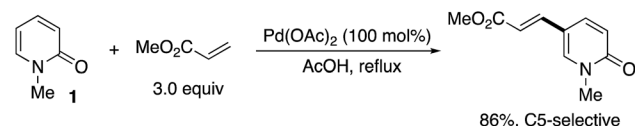
A related MeO-directed *ortho*-metalation was reported in 1992 (Scheme 8).¹⁵ The C–H lithiation of 4-methoxy-2-pyridones **9** at –80 °C was followed by trapping with electrophiles to furnish various C3-functionalized pyridones in good yields.

C5-Selective functionalization

The first successful C5-selective functionalization was reported by Itahara in 1984 (Scheme 9).¹⁶ Although a stoichiometric



Scheme 8 MeO-Directed *ortho*-lithiation for C3-selective functionalization of 4-methoxy-2-pyridones.



Scheme 9 The first successful example of palladium-mediated C5-selective alkenylation by Itahara.

amount of Pd(OAc)₂ was essential, the Fujiwara–Moritani-type direct alkenylation¹⁷ with acrylates occurred selectively at the C5 position.

After about 30 years, a catalytic variant was developed with the aid of Cu(OAc)₂ terminal oxidant by Li and co-workers (Scheme 10).¹⁸ Styrene and allyl acetate as well as acrylates could be employed for coupling with unsubstituted **1** at the C5 position (Scheme 10a). Interestingly, when substituents were introduced at any positions, the reaction site was completely switched to the C3 position (Scheme 10b). In these cases, Ag-based oxidants gave better isolated yields. The above intriguing phenomena can be reasonably explained by the deuterium incorporation experiment (Scheme 10c); C–H palladation reversibly occurred mainly at the most electron-rich C5 position but also at the C3 position, and thus the site selectivity can be determined by the insertion step of the olefin to the Pd–C (pyridone) bond. Without any substituents on the pyridone ring (R = H), the kinetically favoured C5-palladated species **10** undergoes the insertion predominantly. On the other hand, the substituent (R ≠ H) can accelerate the insertion of olefin into the C3-palladated pyridone **11** because the formation of the six-membered palladacycle intermediate **12** is driven by positive Thorpe–Ingold effects.

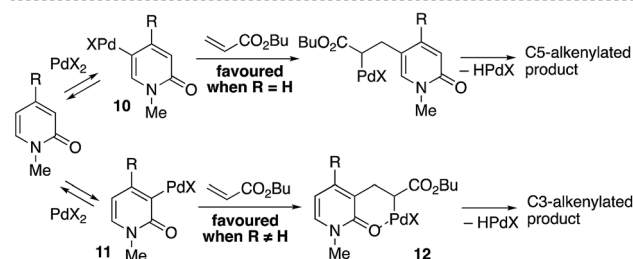
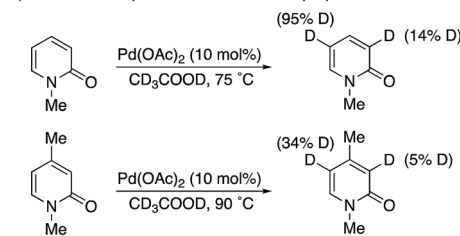
a) Palladium-catalyzed C5-selective alkenylation



b) Palladium-catalyzed C3-selective alkenylation of substituted pyridones



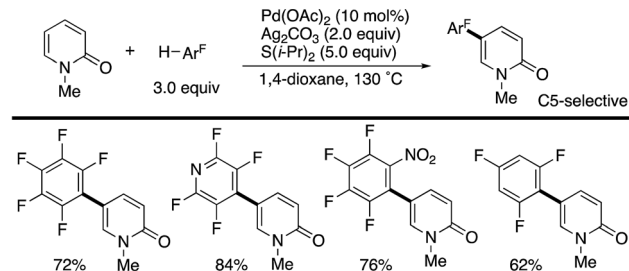
c) Deuteration experiments and rationale proposed mechanism



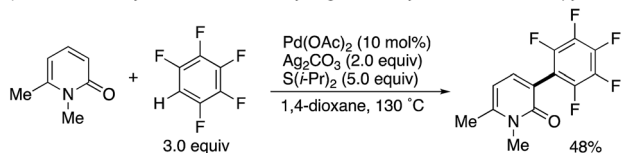
Scheme 10 Palladium-catalysed C5- and C3-alkenylation of 2-pyridones.



a) Palladium-catalyzed C5-selective dehydrogenative arylation



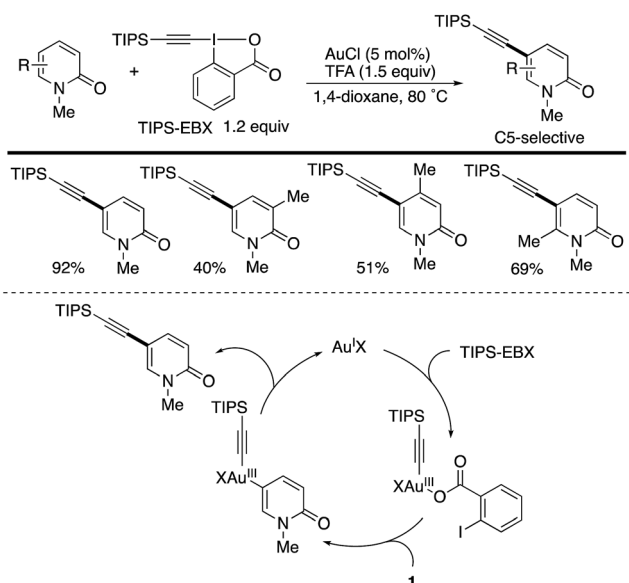
b) Palladium-catalyzed C3-selective dehydrogenative arylation of substituted pyridone



Scheme 11 Palladium-catalysed dehydrogenative C5- and C3-arylation of 2-pyridones with polyfluoroarenes.

Additionally, Li succeeded in the palladium-catalysed dehydrogenative C5-arylation with polyfluoroarenes (Scheme 11a). The use of Ag_2CO_3 oxidant and $\text{S}(i\text{-Pr})_2$ additive efficiently promoted the reaction. As in Scheme 10, substituent-dependent site-selectivity switching was observed (Scheme 11b).

Another C5-selective functionalization is gold-catalysed direct alkynylation with the hypervalent $\text{I}(\text{III})$ reagent TIPS-EBX (Scheme 12).¹⁹ Different from the palladium catalysis (Schemes 10 and 11), uniformly high C5-selectivity was achieved irrespective of the substitution pattern. Several control experiments suggest that the mechanism involves electrophilic auration on an $\text{Au}(\text{III})$ species generated from the reaction of the starting $\text{Au}(\text{I})$ and TIPS-EBX, which occurs selectively at the most electron-rich C5 position. However, the authors cannot completely



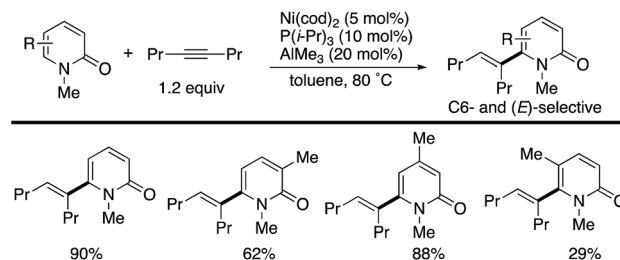
Scheme 12 Gold-catalysed C5-selective alkynylation of 2-pyridones with TIPS-EBX.

exclude the possibility of an alternative mechanism that includes the nucleophilic attack of pyridone by the alkyne moiety of TIPS-EBX, activated by gold (alkyne π -activation mechanism).

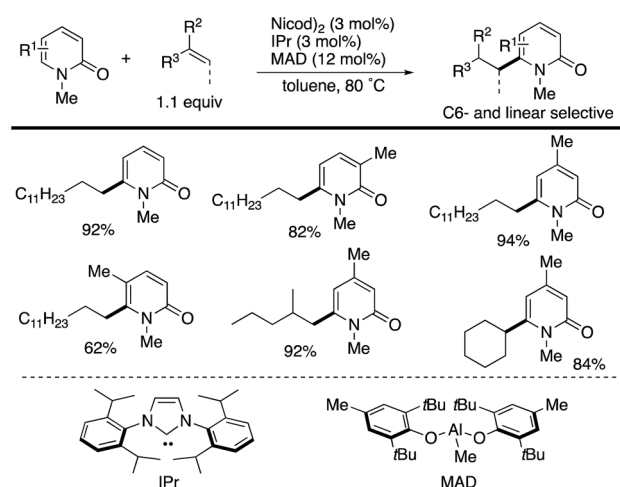
C6-Selective functionalization

The C6 position is the most electron-deficient site of the 2-pyridone, and its selective C–H functionalization thus requires completely different strategies to those for C3- and C5-selective C–H activation. In 2009, Nakao and Hiyama reported the first successful example of C6-selective alkenylation with internal alkynes under elegantly designed Ni/Al cooperative catalysis (Scheme 13a).²⁰ By using $\text{Ni}(\text{cod})_2/\text{P}(i\text{-Pr})_3$ and AlMe_3 catalysts, a variety of 2-pyridones could be directly coupled with alkynes to form the corresponding C6-alkenylated products with high (*E*)-selectivity. A small amount of 4,6-dialkenylated products ($\sim 5\%$) was also formed, but substantially high C6-selectivity was generally observed. Subsequently, the same research group succeeded in direct alkylation with unactivated olefins (Scheme 13b).²¹ The simple change of ligand and

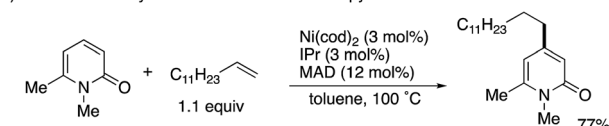
a) C6-Selective alkenylation with internal alkynes under Ni/Al cooperative catalysis



b) C6-Selective alkylation with unactivated alkenes under Ni/Al cooperative catalysis



c) C4-Selective alkylation with C6-substituted 2-pyridone



Scheme 13 Ni/Al-co-catalysed C6-selective alkenylation and alkylation.



aluminum species to IPr and MAD allowed for efficient and linear selective coupling with terminal alkenes, 1,1-disubstituted alkenes, and the even more challenging internal alkene. If the most reactive C6 position was blocked by the substituent, the secondary electron-deficient C4 C–H was selectively alkylated (Scheme 13c). Such a reactivity trend is in marked contrast to that observed in the above radical and electrophilic metalation processes.

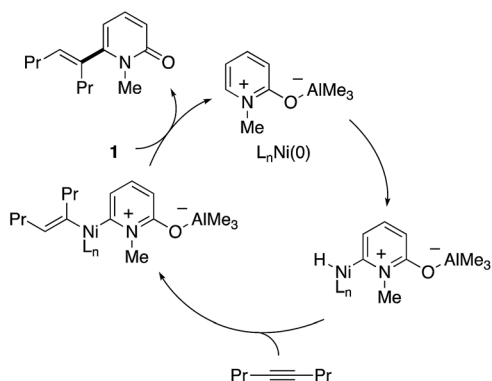
The initially proposed reaction mechanism is shown in Scheme 14. The carbonyl of 2-pyridone **1** is coordinated to the Lewis acidic Al center to increase the electrophilicity of the C6 position. The activated C6 C–H bond oxidatively adds to the electron-rich Ni(0) species (oxidative addition) to form a Ni–H intermediate. The formation of the C6-alkenylated product then follows from alkyne insertion and reductive elimination. However, recent computational studies based on DFT suggest that a ligand-to-ligand H transfer mechanism without formation of the Ni–H species is more likely.²²

Cramer subsequently developed intramolecular versions of the nickel-catalysed C6-selective alkylation reaction (Scheme 15).²³ Notably, ligand-controlled regiodivergency was observed; from the single starting substrate **13**, the combination of the cod ligand and AlMe₃ afforded the corresponding *exo*-cyclization product **14** whereas the *endo*-cyclization product **15** was selectively formed in the presence of the IPr ligand and AlMe₃ (Scheme 15a). Moreover, enantioselective

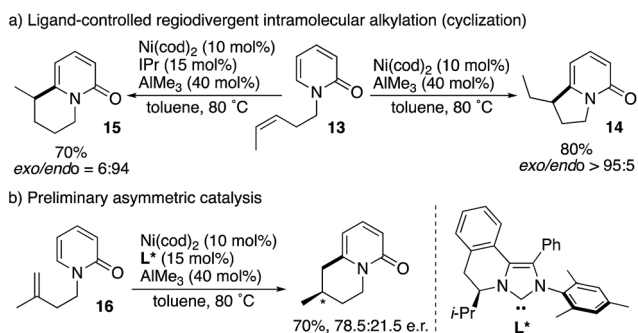
endo-cyclization of **16** was possible by using the chiral NHC ligand L*, while still preliminary (Scheme 15b).

The more robust C6-selectivity is induced by a suitable directing group. In 2014, Hirano and Miura designed *N*-(2-pyridyl)-2-pyridones **17** and successfully performed copper-mediated C6-selective dehydrogenative heteroarylation with 1,3-azoles (Scheme 16a).²⁴ The reaction system was compatible with oxazole, thiazole, and imidazole, and C6-arylated 2-pyridones were exclusively formed without any contamination of regioisomers. Additionally, the use of molecular oxygen rendered the reaction catalytic in copper (Scheme 16b). The 2-pyridyl directing group was essential for obtaining the reactivity as well as C6-selectivity, but could be readily removed by quaternarization-driven alcoholysis after the coupling event (Scheme 16c). The plausible mechanism includes: (1) initial cupration of the more acidic 1,3-azole C–H, (2) second cupration of the pyridone C6 C–H assisted by the coordination of a pyridyl group, (3) oxidation into a Cu(III) species with additional Cu(II) salt (disproportionation), (4) productive reductive elimination and (5) dissociation of the C6-arylated product and reoxidation to the starting Cu(II) by molecular oxygen and AcOH (Scheme 17). Both of the C–H cupration steps are reversible, and the cross-coupling selectivity is thus determined in the oxidation or reductive elimination step.

By using the attachable and detachable directing group strategy, Hirano and Miura then developed a related



Scheme 14 The initially proposed mechanism for Ni/Al-co-catalysed C6-selective alkenylation with alkynes.

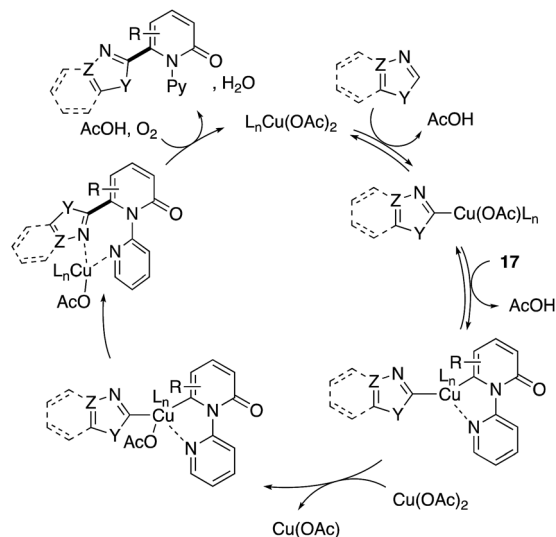


Scheme 15 Ligand-controlled regiodivergent Ni-catalysed intramolecular C6-selective alkylation.



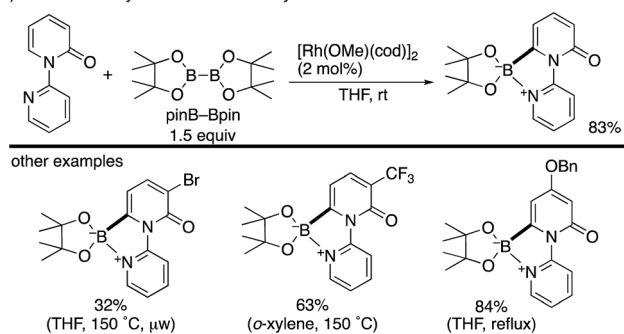
Scheme 16 Pyridine-directed, Cu(II)-promoted C6-selective heteroarylation and removal of the pyridine directing group.



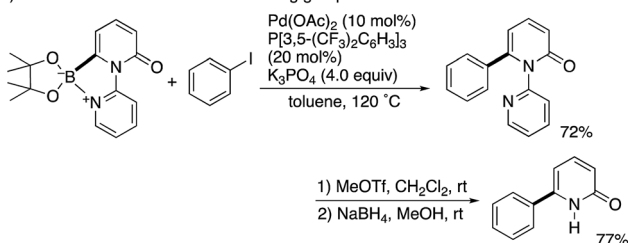


Scheme 17 Plausible mechanism for Cu(II)-catalysed directed C6-heteroarylation.

a) Rhodium-catalyzed C6-selective borylation



b) Derivatization and removal of directing group



Scheme 18 Rh-Catalysed directed C6-borylation and application to Suzuki–Miyaura coupling.

C6-selective C–H functionalization including rhodium-catalysed borylation (Scheme 18)²⁵ and nickel-catalysed alkylation (Scheme 19)²⁶ with bis(pinacolato)diboron (pinB–Bpin) and dienes/activated alkenes, respectively. The former rhodium catalysis provided various C6-borylated pyridones in moderate to good yields, although the reactivity was highly dependent on the steric and electronic nature of the substituents (Scheme 18a). The Suzuki–Miyaura cross-coupling reaction was followed by the removal of the directing group to form the 6-phenyl-NH-pyridone in a good overall yield (Scheme 18b). The latter nickel catalysis promoted unique ring-contracting C–H coupling with

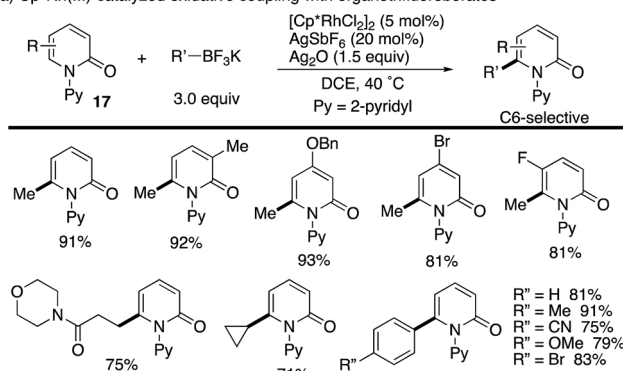


Scheme 19 Ni-Catalysed directed C6-alkylation.

1,8-cyclooctadiene (cod), which was accelerated by the addition of K₃PO₄ (Scheme 19).

The above seminal work by Hirano and Miura prompted several groups to join this research field. Liu and co-workers reported the Cp*Rh(III)-catalysed oxidative coupling of *N*-(2-pyridyl)-2-pyridones **17** with organotrifluoroborates (Scheme 20a).²⁷ The Cp*Rh(III)/Ag₂O catalysis was tolerated with not only arylborons but also alkylborons to deliver various C6-functionalized 2-pyridones in good yields. More recently, a related annulation reaction with two alkyne molecules was developed by Patra, leading to multi-substituted isoquinolinone derivatives **18** (Scheme 20b).²⁸ The reaction is considered to

a) Cp*Rh(III)-catalyzed oxidative coupling with organotrifluoroborates



b) Cp*Rh(III)-catalyzed oxidative annulation with alkynes



Scheme 20 Cp*Rh(III)-Catalysed directed oxidative coupling at the C6 position.



proceed *via* (1) a pyridine-directed first C–H rhodation at the C6 position, (2) insertion of one alkyne, (3) metalacycle **19** formation *via* a second C–H rhodation at the C5 position, (4) insertion of another alkyne and (5) reductive elimination. Additionally, the naphthalene-substituted highly π -extended product can be applied to a nitroarene detector.

Das also developed a similar oxidative arylation reaction by using a Ru(II) catalyst combined with Cu- and Ag-based oxidants (Scheme 21).²⁹

The Cp*Rh complexes also catalysed the redox-neutral C–H coupling with diazo compounds (Scheme 22). Samanta reported C6-selective alkylation with diazomalonates (Scheme 22a).³⁰ The same authors subsequently developed a related coupling with quinone diazides to introduce the phenol substituents at the C6 position (Scheme 22b).³¹ Also in these cases, the C6 selectivity was high independent of the substitution pattern on the pyridone ring.

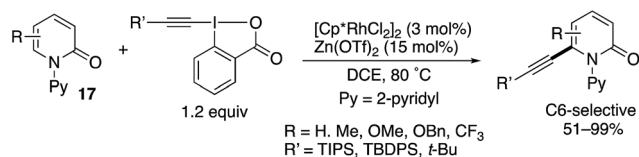
Directed alkynylation was also possible. With TIPS-EBX, which is the same as was used in Scheme 12, the *N*-(2-pyridyl)-2-



Scheme 21 Ru(II)-Catalysed directed C6-arylation.



Scheme 22 Cp*Rh(III)-Catalysed directed coupling with diazo compounds at the C6 position.

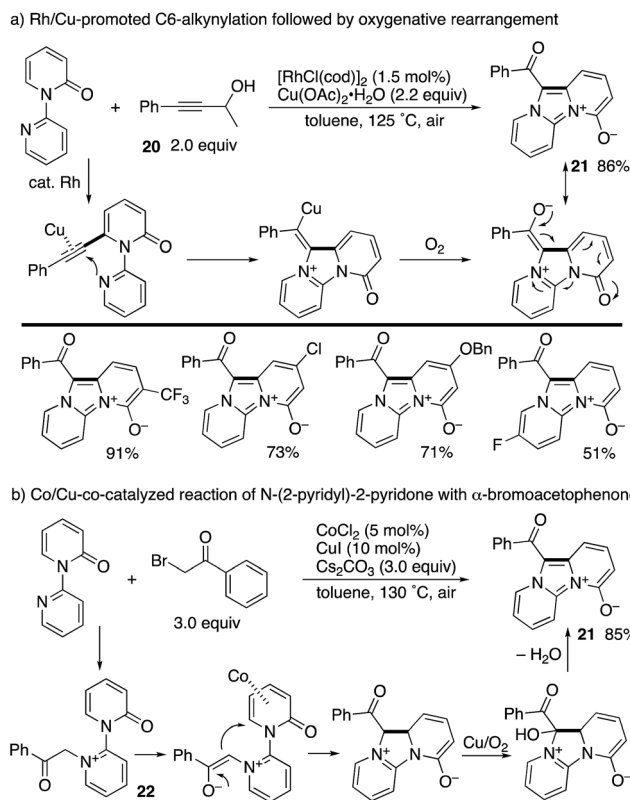


Scheme 23 Cp*Rh(III)-Catalysed directed C6-alkynylation with EBX reagents.

pyridones **17** underwent C6-alkynylation in the presence of the [Cp*RhCl₂]₂ catalyst and Zn(OTf)₂ additive (Scheme 23).¹⁹ Also note that TBDPS- and *t*-Bu-substituted EBXs could also be employed.

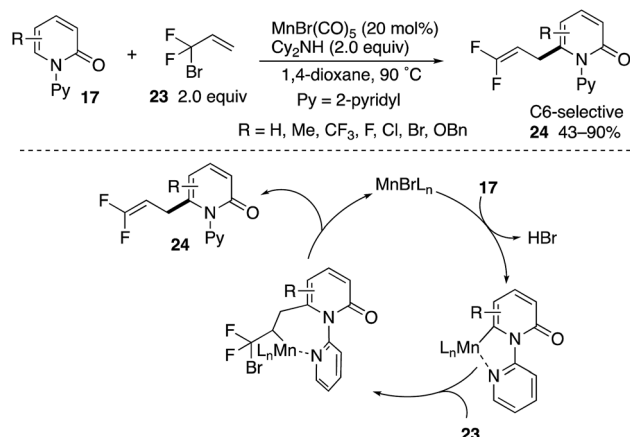
A Rh/Cu-promoted domino reaction including C6-alkynylation was developed by Li and co-workers (Scheme 24a).³² Rhodium-catalysed oxidative alkynylation with the propargyl alcohol **20**, as the masked terminal alkyne, was followed by copper-mediated oxygenative rearrangement to furnish imidazodipyridinium-4-olates **21** in good yields. Very recently, the same research group reported that a similar imidazodipyridinium **21** could be synthesized from *N*-(2-pyridyl)-2-pyridones and α -bromoacetophenones under aerobic Co/Cu cooperative catalysis (Scheme 24b).³³ The reaction pathway includes the *N*-alkylated intermediate **22**, and subsequent Co-promoted intramolecular conjugated addition and Cu/O₂-mediated oxidative aromatization could occur.

A Mn(I)-catalysed C6-allylation with 3-bromo-2,2-difluoropropene (**23**) was also developed by Zhang (Scheme 25).³⁴ The reaction proceeded site-selectively and regioselectively to deliver the 3,3-difluoroallylation products **24** in good yields. The successful introduction of a difluoromethylene unit deserves much attention from the pharmaceutical point of view because of the unique steric and electronic nature of fluorine in medicinal applications.³⁵ The reaction occurs through (1) coordination-assisted C6–C–H manganeseation, (2) regioselective insertion of olefin and (3) β -Br elimination.

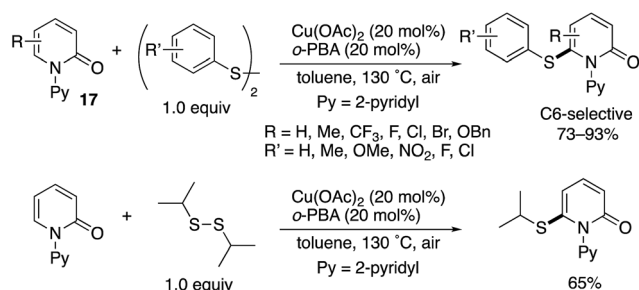


Scheme 24 Rh/Cu-co-catalysed domino alkynylation/oxygenative rearrangement and related Co/Cu aerobic catalysis.





Scheme 25 Mn(I)-Catalysed directed C6-3,3-difluoroallylation.



Scheme 26 Cu(II)-Catalysed directed C6-thiolation.

Although chemists have mainly focused on the development of C–C forming reactions at the C6 position, C6-selective heteroatom-functionalization is also possible. Jiang and Liu reported a Cu(II)-catalysed thiolation with disulfides (Scheme 26).³⁶ Both diaryl- and dialkyldisulfides participated in the reaction, and the corresponding C6-thiolated pyridones were obtained in good to high yields. Similar to in Scheme 16, the acidic additives had positive effects on the reaction, with 2-biphenylcarboxylic acid (*o*-PBA) proving to be optimal in the C–H thiolation.

Very recently, Knochel reported a methoxyethoxymethyl (MEM)-directed C6-selective zincation with $\text{TMP}_2\text{Zn} \cdot 2\text{LiCl} \cdot 2\text{MgCl}_2$ (Scheme 27).³⁷ The zincation reaction proceeded smoothly under mild conditions, and subsequent trapping with I_2 afforded 6-iodo-2-pyridone, which is a useful building block



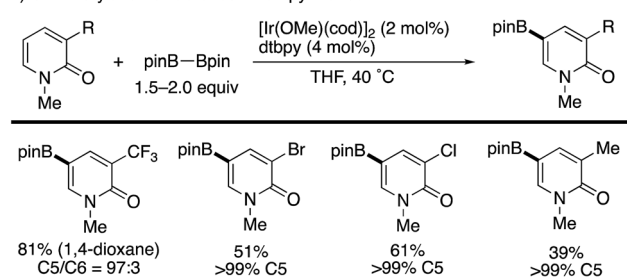
Scheme 27 MEM-Directed C6-selective zincation.

for further elaboration. Negishi cross-coupling of zincated pyridone was also possible.

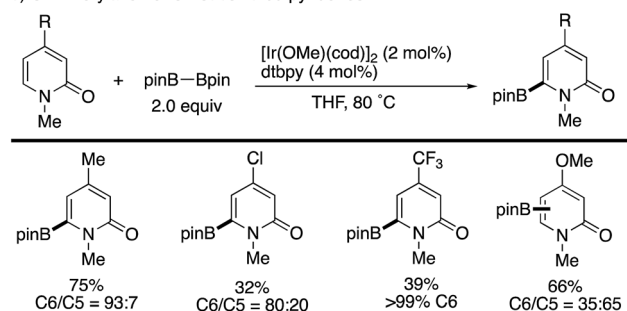
Sterically controlled site-selective C–H borylation

Iridium-catalysed nondirected C–H borylation is now recognized to be one of the most powerful and reliable strategies for the introduction of functional groups to various aromatic and heteroaromatic compounds.³⁸ However, the site-selective C–H borylation of 2-pyridones remained underdeveloped until the seminal work by Hirano and Miura (Scheme 28) was reported.³⁹ By a judicious choice of catalyst and solvent, the C3-, C4-, and C6-substituted pyridones were borylated, and the corresponding C5-, C6-, and C4-borylated products were formed with high site-selectivity (dtbpy = 4,4-di(*tert*-butyl)-2,2'-bipyridine, bpy = 2,2'-bipyridine). Particularly notable is the successful C–H borylation at the C4 position (Scheme 28c), which is otherwise difficult to access by other C–H activation strategies; just a single example under Ni/Al cooperative catalysis was reported, mentioned in Scheme 13c. Additionally, Boc-protected (–)-cytidine was also successfully borylated, giving a single isomer. The obtained borylated products were readily

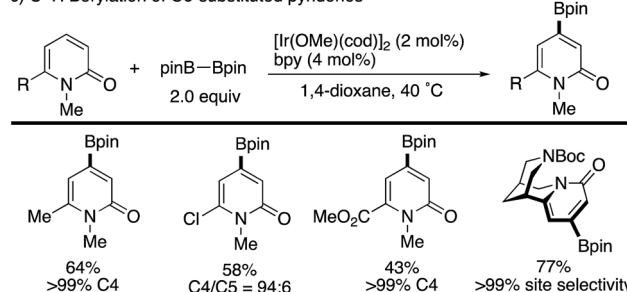
a) C–H Borylation of C3-substituted pyridones



b) C–H Borylation of C4-substituted pyridones



c) C–H Borylation of C6-substituted pyridones



Scheme 28 Ir-Catalysed nondirected site-selective C–H borylation.





Scheme 29 The Suzuki–Miyaura cross-coupling of borylated 2-pyridones.

manipulated by Suzuki–Miyaura coupling to deliver the corresponding arylated 2-pyridones in good yields (Scheme 29).

The site-selectivity was mainly controlled by steric factors, and most sterically accessible positions were selectively borylated. However, the reaction of the C5-substituted pyridones and unsubstituted pyridones resulted in much lower conversion and/or nonselective multi borylation. Further developments are still awaited.

Conclusions

In this minireview, we have demonstrated the recent progress of site-selective C–H functionalization of 2-pyridones, which are privileged structural motifs in many important bioactive molecules. Due to its conjugated enone-like structure, the pyridone ring has large electronic biases, and thus site selectivity can be controlled by optimization of the electronic nature of the catalyst (organometallic control). However, some reaction sites are often competitive (e.g. C3 vs. C5, see Scheme 10). In such a case more robust strategies, namely those involving radicals or directing groups, are still essential. The steric control protocol is also powerful in specific cases. However, we currently have no solution for the substituent-independent C4-selective C–H functionalization of general 2-pyridones, involving parent unsubstituted ones. Additionally, applications to complex molecule synthesis still remains elusive. We believe that the development of completely new methodologies and/or concepts addresses the current problems and enables the truly useful, productive, and reliable synthesis of multi-substituted, highly functionalized pyridones, which can open a door to new drug molecules based on 2-pyridone.

Conflicts of interest

There are no conflicts to declare.

Acknowledgements

This work was supported by JSPS KAKENHI Grant no. JP 15H05485 (Grant-in-Aid for Young Scientists (A)) to K. H. and JP 17H06092 (Grant-in-Aid for Specially Promoted Research) to M. M.

Notes and references

- (a) M. Torres, S. Gil and M. Parra, *Curr. Org. Chem.*, 2005, **9**, 1757; (b) I. M. Lagoja, *Chem. Biodiversity*, 2005, **2**, 1; (c) S. Hibi, K. Ueno, S. Nagato, K. Kawano, K. Ito, Y. Norimine, O. Takenaka, T. Hanada and M. Yonaga, *J. Med. Chem.*, 2012, **55**, 10584; (d) P. Hajek, H. McRobbie and K. Myers, *Thorax*, 2013, **68**, 1037.
- For recent selected reviews, see: (a) F. Kakiuchi and T. Kochi, *Synthesis*, 2008, **2008**, 3013; (b) O. Daugulis, H.-Q. Do and D. Shabashov, *Acc. Chem. Res.*, 2009, **42**, 1074; (c) X. Chen, K. M. Engle, D.-H. Wang and J.-Q. Yu, *Angew. Chem., Int. Ed.*, 2009, **48**, 5094; (d) L. Ackermann, R. Vicente and A. R. Kapdi, *Angew. Chem., Int. Ed.*, 2009, **48**, 9792; (e) C.-L. Sun, B.-J. Li and Z.-J. Shi, *Chem. Commun.*, 2010, **46**, 677; (f) T. W. Lyons and M. S. Sanford, *Chem. Rev.*, 2010, **110**, 1147; (g) A. S. Dudnik and V. Gevorgyan, *Angew. Chem., Int. Ed.*, 2010, **49**, 2096; (h) T. Satoh and M. Miura, *Chem.–Eur. J.*, 2010, **16**, 11212; (i) L. Ackermann, *Chem. Commun.*, 2010, **46**, 4866; (j) C. Liu, H. Zhang, W. Shi and A. Lei, *Chem. Rev.*, 2011, **111**, 1780; (k) J. Yamaguchi, A. D. Yamaguchi and K. Itami, *Angew. Chem., Int. Ed.*, 2012, **51**, 8960; (l) X.-X. Guo, D.-W. Gu, Z. Wu and W. Zhang, *Chem. Rev.*, 2015, **115**, 1622; (m) J. Yuan, C. Liu and A. Lei, *Chem. Commun.*, 2015, **51**, 1394; (n) K. Hirano and M. Miura, *Chem. Lett.*, 2015, **44**, 868; (o) V. P. Boyarskiy, D. S. Ryabukhin, N. A. Bokach and A. V. Vasilyev, *Chem. Rev.*, 2016, **116**, 5894; (p) F. Wang, S. Yu and X. Li, *Chem. Soc. Rev.*, 2016, **45**, 6462; (q) R.-Y. Zhu, M. E. Farmer, Y.-Q. Chen and J.-Q. Yu, *Angew. Chem., Int. Ed.*, 2016, **55**, 10578; (r) M. Gullías and J. L. Mascareñas, *Angew. Chem., Int. Ed.*, 2016, **55**, 11000; (s) M. P. Drapeau and L. J. Gooßen, *Chem.–Eur. J.*, 2016, **22**, 18654; (t) Y. Yang, J. Lan and J. You, *Chem. Rev.*, 2017, **117**, 8787.
- T. Kino, Y. Nagase, Y. Ohtsuka, K. Yamamoto, D. Uruguchi, K. Tokuhisa and T. Yamakawa, *J. Fluorine Chem.*, 2010, **131**, 98.
- A. Nakatani, K. Hirano, T. Satoh and M. Miura, *Chem.–Eur. J.*, 2013, **19**, 7691.
- For selected examples of Mn(III)-mediated radical reactions, see: (a) B. B. Snider, *Chem. Rev.*, 1996, **96**, 339; (b) A. W. J. Logan, J. S. Parker, M. S. Hallside and J. W. Burton, *Org. Lett.*, 2012, **14**, 2940; (c) J. Yin, C. Wang, L. Kong, S. Cai and S. Gao, *Angew. Chem., Int. Ed.*, 2012, **51**, 7786; (d) X. Wang, X. Wang, X. Tan, J. Lu, K. W. Cormier, Z. Ma and C. Chen, *J. Am. Chem. Soc.*, 2012, **134**, 18834; (e) S. K. Guchhait, M. Kashyap and S. Saraf, *Synthesis*, 2010, 1166; (f) A. Dickschat and A. Studer, *Org. Lett.*, 2010, **12**, 3972; (g) M. Tobisu, K. Koh, T. Furukawa and N. Chatani, *Angew. Chem., Int. Ed.*, 2012, **51**, 11363.



- 6 A. Nakatani, K. Hirano, T. Satoh and M. Miura, *J. Org. Chem.*, 2014, **79**, 1377.
- 7 (a) Y. M. Osornio, R. Cruz-Almanza, V. Jiménez-Montaño and L. D. Miranda, *Chem. Commun.*, 2003, 2316; (b) O. Guadarrama-Morales, F. Méndez and L. D. Miranda, *Tetrahedron Lett.*, 2007, **48**, 4515.
- 8 (a) G. A. Russell and R. F. Bridger, *Tetrahedron Lett.*, 1963, **4**, 737; (b) T. Suehiro, A. Suzuki, Y. Tsuchida and J. Yamazaki, *Bull. Chem. Soc. Jpn.*, 1977, **50**, 3324.
- 9 (a) A. Studer, in *Radicals in Organic Synthesis*, ed. P. Renaud and M. Sibi, Wiley-VCH, Weinheim, 1st edn, 2001, vol. 2, p. 44; (b) S. E. Vaillard, B. Schulte and A. Studer, in *Modern Arylation Methods*, ed. L. Ackermann, Wiley-VCH, Weinheim, 2009, p. 475; (c) A. Studer and D. P. Curran, *Angew. Chem., Int. Ed.*, 2011, **50**, 5018.
- 10 For selected reviews on the photoredox catalysis, see: (a) T. P. Yoon, M. A. Ischay and J. Du, *Nat. Chem.*, 2010, **2**, 527; (b) J. M. R. Narayanam and C. R. J. Stephenson, *Chem. Soc. Rev.*, 2011, **40**, 102; (c) C. K. Prier, D. A. Rankic and D. W. C. MacMillan, *Chem. Rev.*, 2013, **113**, 5322; (d) D. Ravelli, S. Protti and M. Fagnoni, *Chem. Rev.*, 2016, **116**, 9850; (e) T. Koike and M. Akita, *Acc. Chem. Res.*, 2016, **49**, 1937.
- 11 A. Najib, S. Tabuchi, K. Hirano and M. Miura, *Heterocycles*, 2016, **92**, 1187.
- 12 A. Modak, S. Rana and D. Maiti, *J. Org. Chem.*, 2015, **80**, 296.
- 13 P. Chauhan, M. Ravi, S. Singh, P. Prajapati and P. P. Yadav, *RSC Adv.*, 2016, **6**, 109.
- 14 E. E. Anagnostaki, A. D. Fotisdou, V. Demertzidou and A. L. Zografos, *Chem. Commun.*, 2014, **50**, 6879.
- 15 J. Buck, J. P. Madelay and G. Pattenden, *J. Chem. Soc., Perkin Trans. 1*, 1992, 67.
- 16 T. Itahara and F. Ouseto, *Synthesis*, 1984, 488.
- 17 C. Jia, T. Kitamura and Y. Fujiwara, *Acc. Chem. Res.*, 2001, **34**, 633.
- 18 Y. Chen, F. Wang, A. Jia and X. Li, *Chem. Sci.*, 2012, **3**, 3231.
- 19 Y. Li, F. Xie and X. Li, *J. Org. Chem.*, 2016, **81**, 715.
- 20 Y. Nakao, H. Idei, K. S. Kanyiva and T. Hiyama, *J. Am. Chem. Soc.*, 2009, **131**, 15996.
- 21 R. Tamura, Y. Yamada, Y. Nakao and T. Hiyama, *Angew. Chem., Int. Ed.*, 2012, **51**, 5679.
- 22 (a) J. S. Bair, Y. Schramm, A. G. Sergeev, E. Clot, O. Eisenstein and J. F. Hartwig, *J. Am. Chem. Soc.*, 2014, **136**, 13098; (b) S. Tang, O. Eisenstein, Y. Nakao and S. Sakaki, *Organometallics*, 2017, **36**, 2761.
- 23 P. A. Dones and N. Cramer, *Angew. Chem., Int. Ed.*, 2015, **54**, 633.
- 24 R. Odani, K. Hirano, T. Satoh and M. Miura, *Angew. Chem., Int. Ed.*, 2014, **53**, 10784.
- 25 W. Miura, K. Hirano and M. Miura, *Org. Lett.*, 2016, **18**, 3742.
- 26 W. Miura, K. Hirano and M. Miura, *J. Org. Chem.*, 2017, **82**, 5337.
- 27 P. Peng, J. Wang, H. Jiang and H. Liu, *Org. Lett.*, 2016, **18**, 5376.
- 28 A. Biswas, D. Giri, D. Das, A. De, S. K. Patra and R. Samanta, *J. Org. Chem.*, 2017, **82**, 10989.
- 29 K. A. Kumar, P. Kannaboina and P. Das, *Org. Biomol. Chem.*, 2017, **15**, 5457.
- 30 D. Das, A. Biswas, U. Karmakar, S. Chand and R. Samanta, *J. Org. Chem.*, 2016, **81**, 842.
- 31 D. Das, P. Poddar, S. Maity and R. Samanta, *J. Org. Chem.*, 2017, **82**, 3612.
- 32 T. Li, Z. Wang, K. Xu, W. Liu, X. Zhang, W. Mao, Y. Guo, X. Ge and F. Pan, *Org. Lett.*, 2016, **18**, 1064.
- 33 T. Li, C. Fu, Q. Ma, Z. Ma, Y. Yang, H. Yang, R. Lv and B. Li, *J. Org. Chem.*, 2017, **82**, 10263.
- 34 J. Ni, H. Zhao and A. Zhang, *Org. Lett.*, 2017, **19**, 3159.
- 35 (a) J.-M. Altenburger, G. Y. Lassalle, M. Matrougui, D. Galtier, J.-C. Jetha, Z. Bocskei, C. N. Berry, C. Lunven, J. Lorrain, J.-P. Herault, P. Schaeffer, S. E. O'Connor and J.-M. Herbert, *Bioorg. Med. Chem.*, 2004, **12**, 1713; (b) Y. Pan, J. Qiu and R. B. Silverman, *J. Med. Chem.*, 2003, **46**, 5292; (c) P. M. Weintraub, A. K. Holland, C. A. Gates, W. R. Moore, R. J. Resvick, P. Bey and N. P. Peet, *Bioorg. Med. Chem.*, 2003, **11**, 427.
- 36 P. Peng, J. Wang, C. Li, W. Zhu, H. Jiang and H. Liu, *RSC Adv.*, 2016, **6**, 57441.
- 37 D. S. Ziegler, R. Greiner, H. Laura, K. Karaghiosoff and P. Knochel, *Org. Lett.*, 2017, **19**, 5760.
- 38 Selected seminal works and reviews: (a) T. Ishiyama, J. Takagi, J. F. Hartwig and N. Miyauro, *Angew. Chem., Int. Ed.*, 2002, **41**, 3056; (b) G. A. Chotana, M. A. Rak and M. R. Smith III, *J. Am. Chem. Soc.*, 2005, **127**, 10539; (c) I. A. I. Mkhalid, J. H. Barnard, T. B. Marder, J. M. Murphy and J. F. Hartwig, *Chem. Rev.*, 2010, **110**, 890; (d) J. F. Hartwig, *Chem. Soc. Rev.*, 2011, **40**, 1992.
- 39 W. Miura, K. Hirano and M. Miura, *Synthesis*, 2017, **49**, 4745.

