

PAPER

[View Article Online](#)
[View Journal](#) | [View Issue](#)


Cite this: *Green Chem.*, 2024, **26**, 11177

Augmentation of Pd-catalysed oxidative C–H/C–H carbonylation through alternating current electrosynthesis†

Haoran Li,^{‡a} Jiaqi Peng,^{‡a} Li Zeng,^{*a} Linpu Zhou,^a Muhammad Shabbir,^a Feiran Xiao,^b Jiaxin Yuan,^b Hong Yi ^{*a} and Aiwen Lei ^{*a,b}

In light of the burgeoning biological applications associated with xanthenes, the development of highly efficient synthetic methodologies for their production has emerged as a pivotal objective of chemical research. Amidst the array of available protocols, the oxidative carbonylation of diaryl ethers with carbon monoxide (CO) stands out as a notably uncomplicated route, often necessitating stoichiometric oxidants. Herein, we present a feasible approach employing unsymmetrical-waveform alternating current (AC) electrolysis to facilitate Pd-catalysed oxidative C–H/C–H carbonylation. Leveraging a straightforward catalytic system, we demonstrate the conversion of diverse diaryl ethers into xanthenes with moderate to commendable yields. Our mechanistic investigations illuminate the indispensable role played by 2,3-dichloro-5,6-dicyano-1,4-benzoquinone (DDQ) in the electrochemical system, particularly its ability to recycle heterogeneous palladium species within the solution.

Received 12th September 2024,
Accepted 16th October 2024

DOI: 10.1039/d4gc04569f

rsc.li/greenchem

Xanthenes play a pivotal role within the realms of medicine, biology, and pharmacology, attributable to their distinctive heterocyclic architectures (Fig. 1a).^{1–3} This particular structural motif is recognized as a “privileged structure”, endowed with the capacity to engage with a diverse spectrum of biomolecules.^{4,5} Consequently, substantial attention has been devoted to the synthesis of this structural moiety.⁶ Traditional methods for the assembly of xanthone frameworks encompass nucleophilic cyclization of 2,2'-dioxygenated benzophenones,⁷ electrophilic cycloacylation of 2-aryl oxybenzoic acids,⁸ and cyclization of 2-arylcarboxaldehydes or 2-arylbenzaldehydes through C–H activation.^{9,10} In contrast to these methodologies, which necessitate rigorous conditions and result in the generation of chemical waste, the oxidative carbonylation utilizing carbon monoxide (CO) emerges as one of the most straightforward approaches for carbonyl compound construction.^{11–14} Within the context of our ongoing exploration into transition-metal-catalysed oxidative carbonylation, we have pioneered the inaugural palladium-catalysed oxidative carbonylation of diaryl

ethers, facilitating the synthesis of xanthenes (Fig. 1b).¹⁵ However, the submillimole reaction scale of this carbonylative strategy restricts its application because heterogeneous palladium species – “Pd black” – are difficult to convert to the active catalyst under stoichiometric oxidant conditions.^{16,17} Exploiting the efficient recycling of heterogeneous palladium species will be much more appealing.

In light of the advancements in electrosynthesis and Pd-catalysed oxidative coupling reactions,^{18–26} we anticipate that substituting external stoichiometric oxidants with anodic oxidation presents a more environmentally sustainable protocol.^{27–30} Nonetheless, during the course of the direct current (DC) electrolysis, the generation of low oxidation state palladium, stemming from reductive elimination or cathodic reduction, may lead to the formation of substantial-sized particles.^{31,32} Such Pd-containing particles prove to be resistant to direct oxidation by electrodes.^{33,34} Therefore, the catalytic process necessitates the presence of an appropriate mediator and an efficient electrolytic system capable of re-oxidizing Pd(0) species (Fig. 1c, left). The realm of alternating current (AC) electrosynthesis has emerged as a burgeoning area within the domain of organic synthesis.^{35,36} In contrast to the conventional DC electrolysis, alternating current electrolysis introduces novel parameters, including waveform, frequency, and the duty ratio (*i.e.*, the proportion of the positive half-period to the entire period) (Fig. 1c, right).³⁷ These parameters endow researchers with the prospect to tune the course of the reaction precisely. Furthermore, the reductive metal foil

^aCollege of Chemistry and Molecular Sciences, The Institute for Advanced Studies (IAS), Wuhan University, Wuhan 430072, P. R. China.

E-mail: zengli123@whu.edu.cn, hong.yi@whu.edu.cn, aiwenlei@whu.edu.cn

^bState Key Laboratory of Power Grid Environmental Protection, School of Electrical Engineering and Automation, Wuhan University, P. R. China

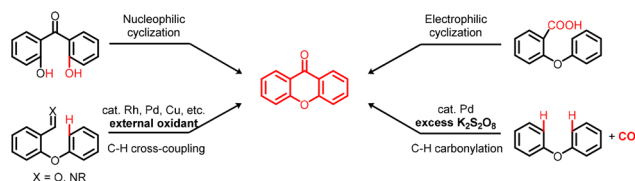
†Electronic supplementary information (ESI) available. See DOI: <https://doi.org/10.1039/d4gc04569f>

‡These authors contributed equally.

(a) Examples of xanthone molecules



(b) Synthesis of xanthenes



(c) Challenge of Pd electrocatalysis and proposed solution:

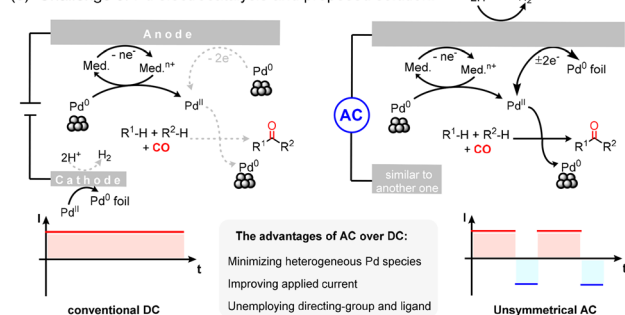


Fig. 1 AC-promoted Pd catalysed C–H/C–H carbonylation (a) Bioactive molecules with xanthone skeletons. (b) Known synthetic methods of xanthenes. (c) Unsymmetrical AC electrolysis recycles and activates heterogeneous palladium species.

present on the electrode's surface undergoes re-oxidation when the direction of the current changes.^{38–40} Consequently, both electrodes become available for oxidation and reduction, effectively doubling the active surface area of the electrodes and thereby enhancing reactivity.⁴¹ In this work, we present an AC electrolytic strategy for the attainment of oxidative C–H/C–H carbonylation under mild conditions, minimizing the formation of heterogeneous palladium species.

Results and discussion

We started our research by applying 4-tolyl ether (**1a**) as a model substrate for palladium-catalysed electrochemical oxidative carbonylation reaction. By utilizing PdCl₂ as the catalyst and BQ as the mediator, 2,7-dimethyl-9H-xanthen-9-one **2a** was obtained with alternating current supply (square wave, 10 mA, 1/180 Hz and 50% duty ratio) in TFA at 50 °C for 2.0 h (Table 1, entry 1). Various palladium catalyst precursors were tested to improve reaction efficiency. Pd(PPh₃)₂Cl₂ was not suitable for this transformation (Table 1, entry 2). Pd(OAc)₂ was found to be the most suitable catalyst (Table 1, entries 3 and 4). In the next step, optimization of mediators was carried out (Table 1, entries 5–7). Reaction results showed that DDQ was an appropriate mediator, which furnished **2a** in 64% yield (Table 1, entry 7). Investigation of supporting electrolytes was also carried out (Table 1, entries 8–10), indicating that LiClO₄,

Table 1 Screening of the catalyst, mediator and electrolyte for C–H/C–H carbonylation^a

Entry	[Pd]	Mediator	Electrolyte	Yield ^b (%)
1	PdCl ₂	BQ	KPF ₆	Trace
2	Pd(PPh ₃) ₂ Cl ₂	BQ	KPF ₆	Trace
3	Pd(TFA) ₂	BQ	KPF ₆	54
4	Pd(OAc) ₂	BQ	KPF ₆	57
5	Pd(OAc) ₂	KI	KPF ₆	Trace
6	Pd(OAc) ₂	TEMPO	KPF ₆	41
7	Pd(OAc) ₂	DDQ	KPF ₆	64
8	Pd(OAc) ₂	DDQ	NH ₄ PF ₆	11
9	Pd(OAc) ₂	DDQ	Et ₄ NPF ₆	4
10	Pd(OAc) ₂	DDQ	LiClO ₄	n.d.
11	None	DDQ	KPF ₆	n.d.
12	Pd(OAc) ₂	None	KPF ₆	Trace

^a **1a** (0.30 mmol), [Pd] (7.5 mol%), mediator (7.5 mol%), electrolyte (0.20 mmol) and TFA (1.5 mL) in an undivided cell with two Pt plates as electrodes, CO balloon, 1/180 Hz, *D* = 50%, 10 mA, 2.0 h, 50 °C.

^b The yield of **2a** was determined by GC analysis with biphenyl as internal standard. n.d.: not detected, TFA: trifluoroacetic acid, BQ: *p*-benzoquinone, TEMPO: 2,2,6,6-tetramethylpiperidinyl-1-oxide.

NH₄PF₆, and Et₄NPF₆ were ineffective to promote the transformation. Control experiments revealed that both the palladium catalyst and the mediator were indispensable to afford the product (Table 1, entries 11 and 12).

Intrigued by the impact of AC parameters on the electrolytic process, initial endeavors concentrated on optimizing current and duration (Table 2, entries 1–5). These investigations revealed that a current of 14 mA and a duration of 1.5 hours formed an optimal combination, yielding compound **2a** in a noteworthy 67% yield (Table 2, entry 5). Subsequently, various frequencies were explored to enhance reactivity; however, these efforts failed to yield favorable outcomes (Table 2, entries 6–8). It was imperative to emphasize that the adjustment of the duty ratio from 50% to 67% elicited a notable improvement, elevating the isolated yield of the desired product to an impressive 82% (Table 2, entries 9 and 10). It was pertinent to mention that reasonably respectable yields were also achievable *via* room-temperature AC electrolysis (Table 2, entry 12). Furthermore, AC electrolysis displayed significantly superior efficiency compared to its DC counterpart (Table 2, entry 11). Control experiments unequivocally established the indispensable role of electricity in effecting this transformation (Table 2, entry 13).

To gain a deeper insight into the reaction mechanism, a series of experiments were conducted. The yield comparison of the desired product **2a** and the gravimetric comparison of Pd species between AC, AC (w/o DDQ), and DC conditions were shown in Fig. 2a. The absence of DDQ and the DC condition both resulted in remarkably decreased yield of xanthone **2a**. Gravimetric experiments demonstrated that the content of homogeneous palladium in the reaction solvent under AC conditions was much higher than the others (Fig. 2a, *n_s*/*n_w*), indi-

Table 2 Screening of the AC parameters for C–H/C–H carbonylation^a

Entry	Current, time	Frequency	Duty ratio	Yield ^b (%)
1	10 mA, 2 h	1/180 Hz	50%	64
2	14 mA, 2 h	1/180 Hz	50%	69
3	18 mA, 2 h	1/180 Hz	50%	52
4	14 mA, 1 h	1/180 Hz	50%	44
5	14 mA, 1.5 h	1/180 Hz	50%	67
6	14 mA, 1.5 h	1/30 Hz	50%	48
7	14 mA, 1.5 h	1/90 Hz	50%	59
8	14 mA, 1.5 h	1/270 Hz	50%	55
9	14 mA, 1.5 h	1/180 Hz	67%	78 (82) ^c
10	14 mA, 1.5 h	1/180 Hz	83%	50
11	14 mA, 1.5 h	0 Hz (DC)	100%	21
12	14 mA, 1.5 h	1/180 Hz	67%	57 ^d
13	Turn-off, 1.5 h	—	—	14

^a **1a** (0.30 mmol), Pd(OAc)₂ (7.5 mol%), DDQ (7.5 mol%), KPF₆ (0.20 mmol) and TFA (1.5 mL) in an undivided cell with two Pt plates as electrodes, 1 atm. CO, X Hz, D = Y%, Z mA, W h, 50 °C. ^b The yield of **2a** was determined by GC analysis with biphenyl as the internal standard. ^c Isolated yield. ^d Room temperature.

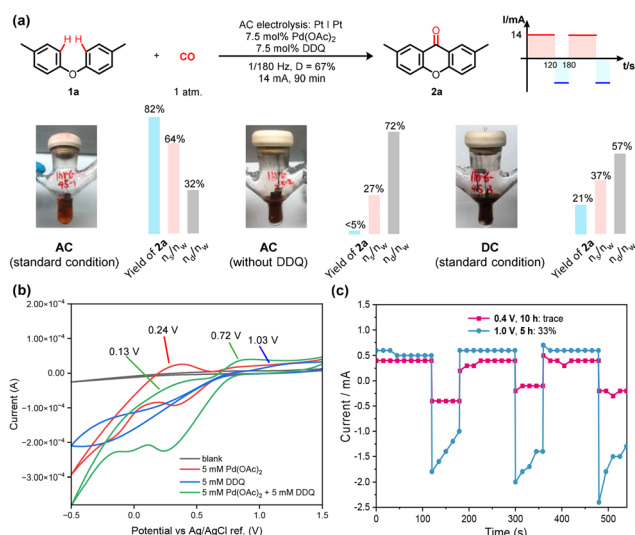


Fig. 2 Mechanistic insight. (a) The yield and Pd species comparison between DC and AC electrolysis. n_s/n_w , the ratio of Pd species in solution (n_s , mole) to whole Pd catalyst (n_w , mole); n_d/n_w , the ratio of Pd deposition (existed on the electrodes and sink to the bottom (n_d , mole)) to whole Pd catalyst. (b) CV for 5.0 mM Pd(OAc)₂, 5.0 mM DDQ and their mixture, scan range: 1.5–0.5–1.5 V, scan rate: 100 mV s^{−1}. (c) Current variations under the constant-potential AC electrolysis with 0.4, 1.0 V working potentials and their product yields.

cating that both the presence of DDQ and the AC electrolysis were indispensable to minimize the reduction or agglomerative deposition of the palladium catalyst. Moreover, it was

observed that palladium species was deposited on the electrodes under DC and AC (w/o DDQ) conditions. The contents of palladium in the precipitation after reaction were also relatively higher than the standard AC condition (Fig. 2a, n_d/n_w), which agreed with the observed phenomena.

To verify the role of AC electricity in the reaction system, cyclic voltammetry (CV) experiments were meticulously conducted to shed light on the mechanistic intricacies of this carbonylation reaction, as delineated in Fig. 2b. Initially, an exhaustive examination encompassed DDQ, Pd(OAc)₂ and their mixture. Investigations were focused on the oxidation potentials (E_{oxi}) of the existent species. Pd(OAc)₂ displayed a distinct oxidation peak during positive scan within the −0.5 V to 1.5 V potential window (Fig. 2b, 0.24 V vs. Ag/AgCl ref., red line). Notably, an inconspicuous peak at 1.03 V manifested for DDQ (Fig. 2b, vs. Ag/AgCl ref., blue line). It is noteworthy that the premixing of Pd(OAc)₂ with DDQ showed two distinct peaks at 0.13 V and 0.72 V, respectively (Fig. 2b, green line). This potential shift upon the amalgamation of Pd(OAc)₂ and DDQ prompted a series of constant-potential AC electrolytic experiments conducted under various applied working potentials. As shown in Fig. 2c, 0.4 V was selected as a working potential to drive the electrochemical carbonylation since it was greater than $E_{\text{oxi}}(\text{Pd}^0/\text{Pd}^{\text{II}})$. Only trace amount of desired product **2a** could be obtained by GC analysis. This result indicated that catalytic Pd species was difficult to be formed by direct anodic oxidation (red line). Notably, as the working potential was elevated to 1.0 V, surpassing the E_{oxi} of the Pd(OAc)₂ and DDQ mixture, product **2a** materialized with a 33% yield (blue line). These findings collectively signified that the catalytically active Pd(II) species predominantly emanated from the mediation of DDQ. It is noteworthy that the application of AC electricity served a multifaceted purpose: it facilitated the re-oxidation of Pd foil on the electrode surface, recycled the mediator DDQ, and concurrently liberated hydrogen.

Encouraged by these results, the oxidative carbonylation of an array of diaryl ethers was systematically examined (Fig. 3). For 4,4'-substituted diaryl ethers, halogen moieties, namely F, Cl, and Br, were all well-tolerated in the formation of xanthenes, thereby affording enticing prospects for late-stage functionalization (Fig. 3, **2b–2d**, **2s**). Likewise, diaryl ethers bearing diverse alkyl and aryl substituents exhibited compatibility with this AC electrolysis, yielding the coveted products in yields ranging from 82% to 49% (Fig. 3, **2a**, **2e**, **2f**, **2i**, **2m**). Treatment of ethers featuring electron-donating or electron-withdrawing groups yielded the desired products in yields between 49% and 31% (Fig. 3, **2g**, **2h**). Furthermore, multi-substituted ethers displayed facile reactivity toward CO, as evidenced by the formation of products **2j** and **2l** (Fig. 3). 1-Phenoxy naphthalene also underwent carbonylation, furnishing the corresponding product with a commendable 69% yield (Fig. 3, **2k**). In an effort to comprehensively investigate the breadth of the reaction's scope, a range of mono-substituted diaryl ethers were subjected to scrutiny. Substrates bearing substituents such as methyl, ethyl, *tert*-butyl, and methoxyl groups demonstrated a harmonious coalescence with the AC-

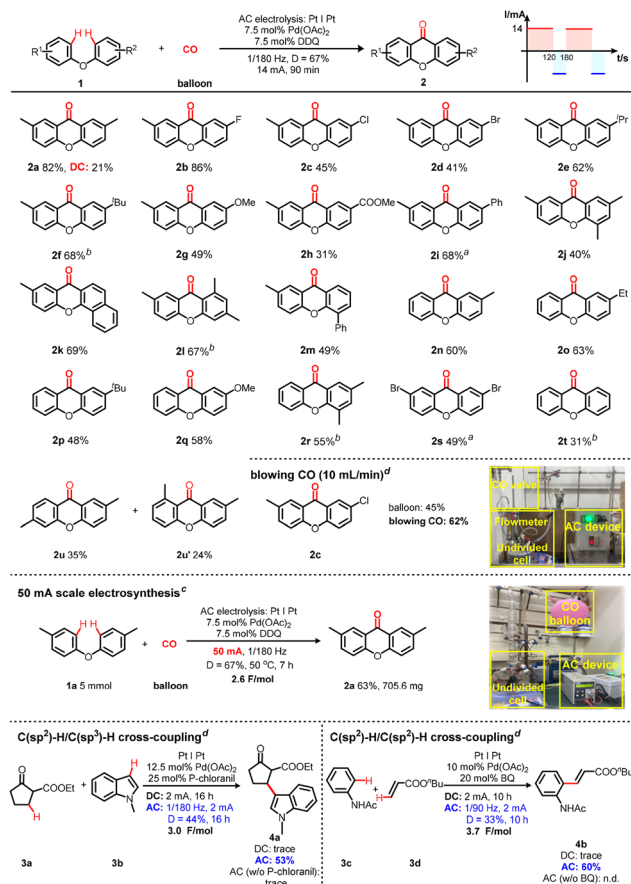


Fig. 3 Substrate scopes and reaction expansions. Reaction conditions: diphenyl ethers (0.3 mmol), $\text{Pd}(\text{OAc})_2$ (7.5 mol%), DDQ (7.5 mol%), KPF_6 (0.2 mmol), TFA (1.5 mL) in an undivided cell with two Pt plates as electrodes, 1/180 Hz, $D = 67\%$, 14 mA, 50°C , 90 min, (2.6 F mol^{-1}), isolated yields. ^a 0.2 mL DCE and 1.3 mL TFA. ^b 2.5 h (4.4 F mol^{-1}). ^c Gram-scale conditions: **1a** (5.0 mmol), $\text{Pd}(\text{OAc})_2$ (7.5 mol%), DDQ (7.5 mol%), KPF_6 (0.4 mmol), TFA (30.0 mL), Pt and Pt electrode couples, 1/180 Hz, $D = 67\%$, 50 mA, 50°C , 7 h (2.6 F mol^{-1}). ^d Detailed conditions are described in ESI Fig. S11, S12 and S15.†

promoted methodology, yielding the target products with distinction (Fig. 3, **2n–2r**). Even non-substituted diphenyl ether yielded a xanthone product, albeit with a modest yield of 31% (Fig. 3, **2t**). Two regioselective products were isolated in 35% and 24% yields when the diaryl ether had a substituent at the *meta*-position of phenyl ring (**2u** and **2u'**). Compared to standard conditions using CO balloon as CO source, blowing CO could further increase yield by 17%. In a deliberate expansion of the synthetic domain, a 5 mmol scale electrolysis was undertaken to underscore the practical utility of this electrochemical approach. Notably, under the 50 mA conditions (2.6 F mol^{-1}), a reaction involving **1a** yielded the corresponding xanthone (**2a**) with a noteworthy 65% yield. Moreover, this AC-promoted Pd catalytic system could also be extended to intermolecular oxidative $\text{C}(\text{sp}^2)\text{--H}/\text{C}(\text{sp}^3)\text{--H}$ cross-coupling and $\text{C}(\text{sp}^2)\text{--H}/\text{C}(\text{sp}^2)\text{--H}$ reactions, and targeted products could be obtained in moderate to good yields but in only poor efficiencies using DC and AC (w/o mediator) electrolysis (**4a–4b**).^{42,43}

Conclusions

In summary, we have pioneered a transformative approach in the form of palladium-catalysed electrochemical oxidative carbonylation, specifically targeting diaryl ethers for the synthesis of xanthenes through AC electrolysis. Leveraging a suitable catalytic system, we achieved the conversion of a diverse spectrum of diaryl ethers into xanthenes. Notably, this method facilitates the construction of xanthenes under mild conditions, obviating the necessity for external oxidants, and thus rendering a substantial contribution to the overall sustainability. The implementation of this AC-driven methodology highlights the substantial benefits conferred by Pd-catalysed conversions in comparison to traditional DC electrolysis, thereby emphasizing the pragmatic virtues inherent in our approach.

Author contributions

L. Zeng, H. Y. and A. L. conceived the project. H. L., J. P., L. Zeng, L. Zhou, M. S., F. X. and J. Y. performed the experiments, analysed the data, and discussed the results. H. L., L. Zeng, M. S., H. Y. and A. L. wrote the paper, supplementary methods, and related materials.

Data availability

The data supporting this article have been included as part of the ESI.†

Conflicts of interest

There are no conflicts to declare.

Acknowledgements

We are grateful for the financial support provided by the National Key R&D Program of China (No. 2022YFA1505100 and 2021YFA1500100), National Natural Science Foundation of China (22031008, 22401221), the Fundamental Research Funds for the Central Universities 2042022rc0030, the China Postdoctoral Science Foundation (2021M702520, BX2021225) and the Postdoctoral Innovation Research Foundation of Hubei Province (211000163).

References

- R. H. El-Seedi, A. M. El-Barbary, M. H. D. El-Ghorab, L. Bohlin, A.-K. Borg-Karlson, U. Goransson and R. Verpoorte, *Curr. Med. Chem.*, 2010, **17**, 854–901.
- B. Lesch and S. Bräse, *Angew. Chem., Int. Ed.*, 2004, **43**, 115–118.

- 3 M. M. M. Pinto, E. M. Sousa and S. J. M. Nascimento, *Curr. Med. Chem.*, 2005, **12**, 2517–2538.
- 4 K.-S. Masters and S. Bräse, *Chem. Rev.*, 2012, **112**, 3717–3776.
- 5 M. M. L. Vieira and A. Kijjoa, *Curr. Med. Chem.*, 2005, **12**, 2413–2446.
- 6 E. M. Sousa and M. M. M. Pinto, *Curr. Med. Chem.*, 2005, **12**, 2447–2479.
- 7 A. J. Quillinan and F. Scheinmann, *J. Chem. Soc., Perkin Trans. 1*, 1973, 1329–1337.
- 8 W. T. Jackson, R. J. Boyd, L. L. Froelich, D. M. Gapinski, B. E. Mallett and J. S. Sawyer, *J. Med. Chem.*, 1993, **36**, 1726–1734.
- 9 H. Rao, X. Ma, Q. Liu, Z. Li, S. Cao and C.-J. Li, *Adv. Synth. Catal.*, 2013, **355**, 2191–2196.
- 10 X. Yu and X. Lu, *Tetrahedron Lett.*, 2011, **52**, 2076–2079.
- 11 Q. Liu, H. Zhang and A. Lei, *Angew. Chem., Int. Ed.*, 2011, **50**, 10788–10799.
- 12 C. Shen and X.-F. Wu, *Chem. – Eur. J.*, 2017, **23**, 2973–2987.
- 13 D. Willcox, B. G. N. Chappell, K. F. Hogg, J. Calleja, A. P. Smalley and M. J. Gaunt, *Science*, 2016, **354**, 851–857.
- 14 X.-F. Wu, H. Neumann and M. Beller, *ChemSusChem*, 2013, **6**, 229–241.
- 15 H. Zhang, R. Shi, P. Gan, C. Liu, A. Ding, Q. Wang and A. Lei, *Angew. Chem., Int. Ed.*, 2012, **51**, 5204–5207.
- 16 A. N. Campbell and S. S. Stahl, *Acc. Chem. Res.*, 2012, **45**, 851–863.
- 17 R. H. Crabtree, *Chem. Rev.*, 2015, **115**, 127–150.
- 18 S. H. Cho, J. Y. Kim, J. Kwak and S. Chang, *Chem. Soc. Rev.*, 2011, **40**, 5068–5083.
- 19 R. Francke and R. D. Little, *Chem. Soc. Rev.*, 2014, **43**, 2492–2521.
- 20 A. J. Hickman and M. S. Sanford, *Nature*, 2012, **484**, 177–185.
- 21 A. Jutand, *Chem. Rev.*, 2008, **108**, 2300–2347.
- 22 K. D. Moeller, *Chem. Rev.*, 2018, **118**, 4817–4833.
- 23 J. C. Siu, N. Fu and S. Lin, *Acc. Chem. Res.*, 2020, **53**, 547–560.
- 24 A. Wiebe, T. Gieshoff, S. Möhle, E. Rodrigo, M. Zirbes and S. R. Waldvogel, *Angew. Chem., Int. Ed.*, 2018, **57**, 5594–5619.
- 25 M. Yan, Y. Kawamata and P. S. Baran, *Chem. Rev.*, 2017, **117**, 13230–13319.
- 26 L. Zeng, H. Li, J. Hu, D. Zhang, J. Hu, P. Peng, S. Wang, R. Shi, J. Peng, C.-W. Pao, J.-L. Chen, J.-F. Lee, H. Zhang, Y.-H. Chen and A. Lei, *Nat. Catal.*, 2020, **3**, 438–445.
- 27 J. Chen, S. Lv and S. Tian, *ChemSusChem*, 2019, **12**, 115–132.
- 28 S. Torabi, M. Jamshidi, P. Amooshahi, M. Mehrdadian and S. Khazalpour, *New J. Chem.*, 2020, **44**, 15321–15336.
- 29 Y. Yuan and A. Lei, *Acc. Chem. Res.*, 2019, **52**, 3309–3324.
- 30 J.-S. Zhong, Y. Yu, Z. Shi and K.-Y. Ye, *Org. Chem. Front.*, 2021, **8**, 1315–1328.
- 31 F. Kakiuchi and T. Kochi, *Isr. J. Chem.*, 2017, **57**, 953–963.
- 32 T. Wirtanen, T. Prenzel, J.-P. Tessonnier and S. R. Waldvogel, *Chem. Rev.*, 2021, **121**, 10241–10270.
- 33 F. Kakiuchi and T. Kochi, *Chem. Rec.*, 2021, **21**, 2320–2331.
- 34 C. Ma, P. Fang, Z.-R. Liu, S.-S. Xu, K. Xu, X. Cheng, A. Lei, H.-C. Xu, C. Zeng and T.-S. Mei, *Sci. Bull.*, 2021, **66**, 2412–2429.
- 35 M. Jamshidi, C. Fastie and G. Hilt, *Synthesis*, 2022, **54**, 4661–4672.
- 36 S. Rodrigo, D. Gunasekera, J. P. Mahajan and L. Luo, *Curr. Opin. Electrochem.*, 2021, **28**, 100712.
- 37 L. Zeng, J. Wang, D. Wang, H. Yi and A. Lei, *Angew. Chem., Int. Ed.*, 2023, **62**, e202309620.
- 38 C. Schotten, C. J. Taylor, R. A. Bourne, T. W. Chamberlain, B. N. Nguyen, N. Kapur and C. E. Willans, *React. Chem. Eng.*, 2021, **6**, 147–151.
- 39 L. Zeng, Y. Jiao, W. Yan, Y. Wu, S. Wang, P. Wang, D. Wang, Q. Yang, J. Wang, H. Zhang and A. Lei, *Nat. Synth.*, 2023, **2**, 172–181.
- 40 L. Zeng, Q. Yang, J. Wang, X. Wang, P. Wang, S. Wang, S. Lv, S. Muhammad, Y. Liu, H. Yi and A. Lei, *Science*, 2024, **385**, 216–223.
- 41 E. O. Bortnikov and S. N. Semenov, *Curr. Opin. Electrochem.*, 2022, **35**, 101050.
- 42 C. Amatore, C. Cammoun and A. Jutand, *Adv. Synth. Catal.*, 2007, **349**, 292–296.
- 43 M. V. Leskinen, K.-T. Yip, A. Valkonen and P. M. Pihko, *J. Am. Chem. Soc.*, 2012, **134**, 5750–5753.