

# Chemical Science

rsc.li/chemical-science



ISSN 2041-6539

**REVIEW ARTICLE**

Stefanie Dehnen *et al.*

Adamantane-type clusters: compounds with a ubiquitous architecture but a wide variety of compositions and unexpected materials properties

Cite this: *Chem. Sci.*, 2024, 15, 9438

# Adamantane-type clusters: compounds with a ubiquitous architecture but a wide variety of compositions and unexpected materials properties

Niklas Rinn,<sup>a</sup> Irán Rojas-León,<sup>a</sup> Benjamin Peerless,<sup>a</sup> Saravanan Gowrisankar,<sup>de</sup> Ferdinand Ziese,<sup>de</sup> Nils W. Rosemann,<sup>b</sup> Wolf-Christian Pilgrim,<sup>c</sup> Simone Sanna,<sup>de</sup> Peter R. Schreiner<sup>de</sup> and Stefanie Dehnen<sup>ib\*</sup>

The research into adamantane-type compounds has gained momentum in recent years, yielding remarkable new applications for this class of materials. In particular, organic adamantane derivatives (AdR<sub>4</sub>) or inorganic adamantane-type compounds of the general formula [(RT)<sub>4</sub>E<sub>6</sub>] (R: organic substituent; T: group 14 atom C, Si, Ge, Sn; E: chalcogenide atom S, Se, Te, or CH<sub>2</sub>) were shown to exhibit strong nonlinear optical (NLO) properties, either second-harmonic generation (SHG) or an unprecedented type of highly-directed white-light generation (WLG) – depending on their respective crystalline or amorphous nature. The (missing) crystallinity, as well as the maximum wavelengths of the optical transitions, are controlled by the clusters' elemental composition and by the nature of the organic groups R. Very recently, it has been additionally shown that cluster cores with increased inhomogeneity, like the one in compounds [RSi(CH<sub>2</sub>Sn(E)R')<sub>3</sub>], not only affect the chemical properties, such as increased robustness and reversible melting behaviour, but that such 'cluster glasses' form a conceptually new basis for their use in light conversion devices. These findings are likely only the tip of the iceberg, as beside elemental combinations including group 14 and group 16 elements, many more adamantane-type clusters (on the one hand) and related architectures representing extensions of adamantane-type clusters (on the other hand) are known, but have not yet been addressed in terms of their opto-electronic properties. In this review, we therefore present a survey of all known classes of adamantane-type compounds and their respective synthetic access as well as their optical properties, if reported.

Received 17th February 2024  
Accepted 1st May 2024

DOI: 10.1039/d4sc01136h

rsc.li/chemical-science

## 1. Introduction

Diamond, in its cubic modification, is the hardest solid on Earth, which is due to the unique structure and bonding with four strong bonds directing in a perfectly tetrahedral manner to four neighbors in a three-dimensional network of face-centered cubic ( $F\bar{3}m$ ) symmetry.<sup>1</sup> It is therefore reasonable that the heavier congeners, Si, Ge, and  $\alpha$ -Sn also adopt this structure. However, not only those, but also isoelectronic binary or multinary solids follow this structural concept, as the same overall

electron count allows for a corresponding electronic structure of the material. The most well-known examples are 1 : 1 combinations of atoms of groups 13 and 15 or 12 and 16 such as GaAs or ZnS, but more complex compositions, like CuFeS<sub>2</sub>, can also be derived from the cubic diamond network by replacement of the atomic sites in a tetragonal superstructure. Moreover, there are also "filled" versions, like the Zintl phase NaTl with two intertwining diamond networks of covalently bonded Tl atoms and non-bonding Na<sup>+</sup> cations, or crystobalite-type SiO<sub>2</sub> with O atoms bridging between the Si atoms that are arranged in a diamond-type pattern. Naturally, the chemical and physical properties of the materials vary as a consequence of the different elemental combinations and corresponding changes in bond strengths and electronic structures. This is extensively taken advantage of in technical applications – starting with the electrical insulator and heat conductor diamond, *via* all kinds of semiconductor applications of the heavier homologues and the binary analogs, to more specific applications of the more complex compounds.

<sup>a</sup>Institute of Nanotechnology, Karlsruhe Institute of Technology, Hermann-von-Helmholtz-Platz 1, 76344 Eggenstein-Leopoldshafen, Germany

<sup>b</sup>Light Technology Institute, Karlsruhe Institute of Technology, Engesserstr. 13, 76131 Karlsruhe, Germany

<sup>c</sup>Fachbereich Chemie und Wissenschaftliches Zentrum für Materialwissenschaften, Philipps University Marburg, Hans-Meerwein-Straße 4, 35043 Marburg, Germany

<sup>d</sup>Department of Chemistry, Justus Liebig University Giessen, Heinrich-Buff-Ring 17, 35392 Giessen, Germany

<sup>e</sup>Center for Materials Research, Justus Liebig University, Giessen, Germany



However, the structure and bonding concept of diamond, which is overwhelmingly successful in solid state compounds, is not restricted to the three-dimensional extension. On the contrary, molecular fragments of these structures are even more diverse. The parent structural fragment of diamond is adamantane (derived from the greek adamas for diamond). The adamantane-type topology (or adamantane-type scaffold) is based on a core structure with ten atoms, four of which represent the bridgehead atoms, and six of which occupy the bridging positions. It has a sum formula of  $C_{10}H_{16}$  (or  $(CH)_4(CH_2)_6$ ) and was first proposed in 1924 by Decker, who investigated the compound under the name “decaterpene,” which would later be recognized as adamantane.<sup>2</sup> However, due to its exceedingly low natural abundance (0.0004%),<sup>3</sup> it took another decade until adamantane was identified in crude oil in Hodonin, Czechoslovakia in 1933. The adamantane-type scaffold, just like its parent solid state structures, is found in a multitude of compounds scattered throughout the periodic table. Innumerable adamantane derivatives have been realized – either by replacing H with other atoms or molecules, or by isoelectronic replacement of some or all of the C atoms or  $CH_2$  units – like in the related solids with diamond-type structures. A very prominent derivative of the adamantane molecule is urotropine,  $N_4(CH_2)_6$ , a condensation product of ammonia and formaldehyde, in which the C–H bridgehead units are replaced with isoelectronic N atoms. There are also purely inorganic analogs. One of the first purely inorganic adamantane-type molecules, and maybe the most prominent example, is phosphorous pentaoxide that consists of binary molecules of  $P_4O_{10}$ , the structure of which was suggested in the late 19th century.<sup>4</sup> Inorganic cluster cores of the type  $\{Q_4E_6\}$  are obtained when replacing the bridgehead C atoms (position Q) with atoms of another group 14 element and the  $CH_2$  groups (position E) with atoms of a group 16 element. Saturation of the bridgehead atoms requires a substituent to form either binary anions  $[Q_4E_{10}]^{4-}$  (Q = Si, Ge, Sn) or hybrid clusters of the type  $[(RQ)_4E_6]$ , with Q = group 14 element Si, Ge, or Sn and R = organic or organometallic group substituent.

While the first observation of these molecules was unintended and caused excitement for the beautiful structure, the development is now in the direction of the compounds' intriguing chemical and physical properties. With regard to the effects of the substitution of elements on these features, the same rules apply to molecules as to solids, which enables fine-tuning across a broad spectrum. To make use of these properties, however, it is necessary to know all about the synthetic approaches and their respective modifications, and develop them further. In this review, we therefore aim at giving a comprehensive overview of the various synthesis pathways of compounds with a molecular adamantane-type structure across the periodic table, and discuss methods for the functionalization of the organic adamantane. To keep in scope, we have decided to limit the organic synthesis to tetrasubstituted adamantanes. Based on this, we will further elaborate on the optical (nonlinear) properties and structural features of the different compounds in the solid state.

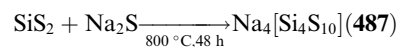
## 2. Variety of compositions and syntheses

### 2.1 Inorganic and hybrid compounds

Inorganic and hybrid compounds featuring adamantane-type architectures are formed with elements from nearly all groups across the periodic table. In this section, we will discuss their synthetic access and elaborate on prevalent methods for the formation of molecules with specific elemental combinations. This will be discussed for each combination of groups from the periodic table using the Q/E nomenclature introduced above, with Q representing the atom(s) featuring three bonds within the adamantane-type structure, and E representing the atoms or groups bridging between two of the former positions. Some methods are commonly used for all elements and will be briefly discussed first with one example given for each; for easier tracking, a letter will be assigned to those procedures, to be referred to later in the course of this article.

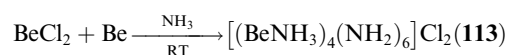
**Method A.** One common synthesis method is a solid-state reaction starting directly from the elements or from binary salts. It is a simple way to realize uncomplicated adamantane molecules, but it also requires high temperatures, which prohibits the use of some precursors (Scheme 1, top left).

Example:<sup>2,53</sup>

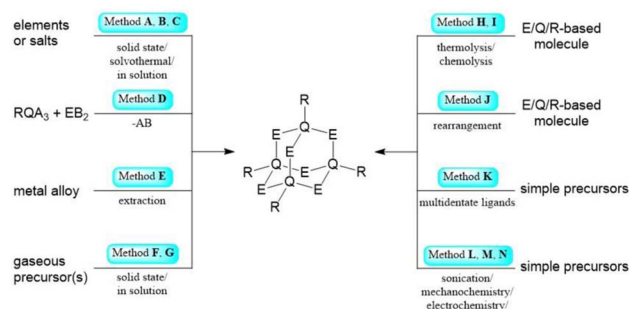


**Method B.** Similar to Method A, solvothermal reactions are commonly used to generate adamantane-like structures. In those reactions, a solvent, elements or binary precursors (as well as some additives, if applicable) are reacted in a closed vessel at elevated temperatures. Compared to Method A, these often-times use lower temperatures, and milder conditions allow for the use of more diverse precursors (Scheme 1, top left).

Example:<sup>65</sup>



**Method C.** As in A or B, simple salts or elements are reacted, but this time, the reaction takes place in solution at temperatures below their respective boiling points in open vessels. The very mild conditions allow for the addition of additives or



Scheme 1 Simplified representation of the synthetic Methods A–N for the formation of adamantane-type clusters.



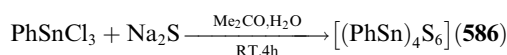
catalysts and for more thermally unstable adamantanes to be realized (Scheme 1, top left).

Example:<sup>253</sup>



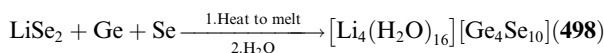
**Method D.** If the precursor used for the Q component contains three leaving groups and those for E contain two, a condensation reaction can yield adamantane compounds with each bond of the scaffold formally formed by one condensation event. This mostly occurs for metal (pseudo)halides reacted with alkaline metal salts of E anions, H<sub>x</sub>E, or silyl derivatives of E. Such syntheses are normally carried out in solution at mild temperatures. The formation of the condensation side product can be the driving force in the reaction (Scheme 1, left upper center).

Example:<sup>304</sup>



**Method E.** Some purely inorganic molecules can be obtained by first creating a solid phase—by melting the corresponding elements or binary salts—and subsequently extracting this phase with an appropriate solvent. This sometimes takes place in the presence of a sequestering agent, like a crown ether or a cryptand, or other additives. Common solvents for this method are ethane-1,2-diamine or THF (Scheme 1, left lower center).

Example:<sup>282</sup>



**Method F.** Gaseous reactants like H<sub>2</sub>S, H<sub>2</sub>, O<sub>2</sub> or PH<sub>3</sub> can be introduced to solid reaction partners at high temperatures to occupy the E position during construction of the adamantane scaffold (Scheme 1, bottom left).

Example:<sup>304</sup>



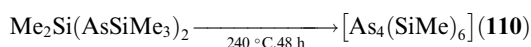
**Method G.** Similar to F, but in the liquid phase, hence these reactions often do not require high temperatures (Scheme 1, bottom left).

Example:<sup>78,79</sup>



**Method H.** Thermal decomposition of a precursor can lead to the formation of simple adamantanes, sometimes in the presence of a catalyst or additive (Scheme 1, top right).

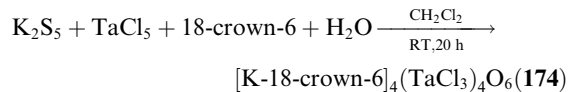
Example:<sup>62,63</sup>



**Method I.** Chemically induced decomposition by hydrolysis or acidic decomposition of a precursor can afford adamantane-

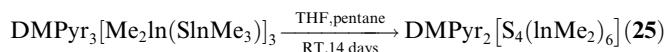
type clusters, especially for oxide and hydroxide species. From a mechanistic viewpoint, this is often similar to Method D, but may happen unintentionally under ambient conditions (Scheme 1, top right).

Example:<sup>116</sup>



**Method J.** In some cases, rearrangement of molecules or other cluster architectures to the adamantane-type scaffold induced by heat, catalysts, or other reactants were reported (Scheme 1, right upper center).

Example:<sup>28</sup>



**Method K.** Multidentate organic ligands, mostly with oxygen or nitrogen sites, or preformed cluster fragments can be used as templates to fill the E position in adamantane-type compounds (Scheme 1, right lower center).

Example:<sup>30</sup>



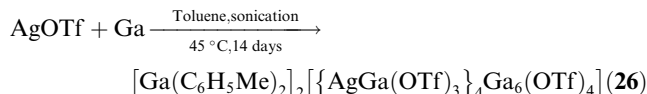
**Scheme 2** Simplified representation of the synthetic Methods O–S for the formation of adamantane-type clusters by modification of an adamantane-type cluster compound.





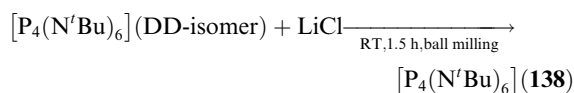
**Method L.** Reactions towards adamantane-type clusters can be induced by sonication (Scheme 1, bottom right).

Example:<sup>29</sup>



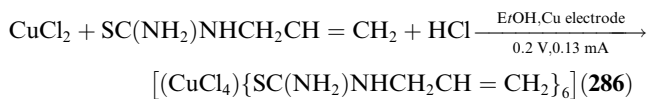
**Method M.** Mechanochemical reactions can prompt isomerisation to the desired adamantane-type molecules (Scheme 1, bottom right).

Example:<sup>86</sup>



**Method N.** Electrochemical methods can form adamantane-type clusters from appropriate electrodes and electrolytes (Scheme 1, bottom right).

Example:<sup>194</sup>



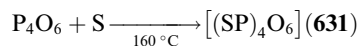
**Method O.** For ionic clusters, new compounds can be generated by exchanging the counter ion to introduce new functionalities or templating counter ions (Scheme 2, top).

Example:<sup>293</sup>



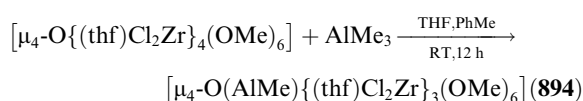
**Method P.** In a few cases, ligands can be added to an existing adamantane core in a position that did not previously form bonds outside the cluster scaffold (Scheme 2, top left).

Example:<sup>345-347</sup>



**Method Q.** Clusters with (organic) ligands can be expanded by modification of the ligand, by formal ligand exchange, or by ligand abstraction to afford new compounds (Scheme 2, top right).

Example:<sup>512</sup>



**Method R.** Reactions of adamantane-type or other clusters to replace atoms in their inorganic core, sometimes combined with a rearrangement of the architecture to the adamantane scaffold. This includes exchange reactions in Q and E positions between adamantanes. This method can also be used to create larger clusters with ternary inorganic cores of other architectures, especially when an anion source is additionally provided (Scheme 2, bottom left).

Example:<sup>131</sup>



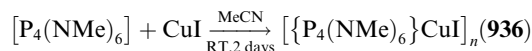
**Method S.** Chemical reduction or oxidation of an adamantane-type cluster can, in some cases, be done under retention of its structural motif (Scheme 2, bottom right).

Example:<sup>131</sup>



**Method T.** A method for the generation of extended structures is the linkage of inorganic adamantane-type clusters using transition metal compounds or other linkers in solution. Sometimes, this is combined with an ion exchange and some additives (Scheme 3).

Example:<sup>533</sup>

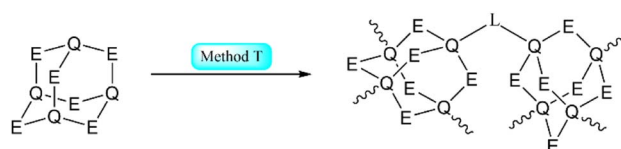


**Method U.** There are a couple of unique approaches, which are not outlined in this overview.

In the following, we will discuss all different families of adamantane-type compounds in groups sorted by their elemental combination. This will be done in order of the group of the atoms in the E position, starting with hydride clusters and moving along to halide species. The only main groups that do not occur in the E position are groups 2 and 18.

Being rather uncommon, examples with transition metal atoms in the Q positions will be discussed last. In some of the final subsection, we will give an overview of clusters comprising elements from different groups in their scaffold, as well as extended and polymeric species.

All cluster examples, along with their simplified synthesis/reaction methods, are given in tables at the end of each



Scheme 3 Simplified representation of the synthetic Method T to generate a polymeric compound from adamantane-type clusters.



Table 1 Adamantane-type compounds with hydrogen or group 1 atoms in the E position<sup>a</sup>

Compound	Reagents/conditions	Method
[(MgIDipp) <sub>2</sub> (MgHMDS) <sub>2</sub> H <sub>6</sub> ] (1)	IDipp, [Mg{N(SiMe <sub>3</sub> ) <sub>2</sub> } <sub>2</sub> ], PhSiH <sub>3</sub> /hexane, 60 °C, 3 h	C <sup>11</sup>
[(CaTACNMe) <sub>4</sub> H <sub>6</sub> ][B(C <sub>6</sub> H <sub>3</sub> -3,5-Me <sub>2</sub> )] (2)	H <sub>2</sub> (1 bar), [(Me <sub>3</sub> TACNMe)Ca(CH <sub>2</sub> Ph)(thf) <sub>x</sub> ][B(C <sub>6</sub> H <sub>3</sub> -3,5-Me <sub>2</sub> )]/THF, 70 °C, 6 h	G <sup>12</sup>
[AsPh <sub>4</sub> ] <sub>2</sub> [Re <sub>4</sub> (CO) <sub>12</sub> H <sub>6</sub> ] (3)	Re <sub>2</sub> (CO) <sub>10</sub> , NaBH <sub>4</sub> , (C <sub>6</sub> H <sub>5</sub> ) <sub>4</sub> AsCl/THF, EtOH	C <sup>13</sup>
[Me <sub>3</sub> BnN] <sub>2</sub> [Re <sub>4</sub> (CO) <sub>12</sub> H <sub>6</sub> ] (4)	Re <sub>2</sub> (CO) <sub>10</sub> , KOH, [Me <sub>3</sub> BnN]Cl/MeOH, 65 °C, prolonged heating	H <sup>14</sup>
[(Cp*Zr) <sub>4</sub> H <sub>6</sub> ] (5)	[(μ-H)(μ <sub>3</sub> -H)(Cp*ZrCl)] <sub>4</sub> , Na in Hg/Et <sub>2</sub> O, 1 month	J <sup>5</sup>
[(ZnIDipp) <sub>2</sub> (ZnHMDS) <sub>2</sub> H <sub>6</sub> ] (6)	Zn(HMDS) <sub>2</sub> , IDipp, DMAB/cyclohexane, RT, 30 min	C <sup>15</sup>
[Ir <sub>4</sub> (IME) <sub>7</sub> (CO)H <sub>10</sub> ][BF <sub>4</sub> ] <sub>2</sub> (7)	[Ir(cod)(IME) <sub>2</sub> ][BF <sub>4</sub> ], KOH, Na[Bar <sup>F</sup> ]/glycerol, H <sub>2</sub> O, 120 °C, 24 h	J <sup>16</sup>
[Ir <sub>4</sub> (IME) <sub>7</sub> (CO)H <sub>10</sub> ][BAR <sup>F</sup> ] <sub>2</sub> (8)	[Ir <sub>4</sub> (IME) <sub>7</sub> (CO)H <sub>10</sub> ][BF <sub>4</sub> ] <sub>2</sub> (7), Na[Bar <sup>F</sup> ]/dichloromethane, 2 h	O <sup>16</sup>
[Ir <sub>4</sub> (IME) <sub>8</sub> H <sub>10</sub> ][BAR <sup>F</sup> ] <sub>2</sub> (9)	[Ir(cod)(IME) <sub>2</sub> ][BF <sub>4</sub> ], KOH, NaBar <sup>F</sup> /glycerol, H <sub>2</sub> O, 120 °C, 24 h	J <sup>17</sup>
{[Me <sub>2</sub> P(BH <sub>3</sub> )CHSiMe <sub>2</sub> OLi] <sub>4</sub> Li <sub>4</sub> (Et <sub>2</sub> O) <sub>2.75</sub> (thf) <sub>1.25</sub> } (10)	1. Me <sub>2</sub> P(BH <sub>3</sub> ), <i>n</i> -BuLi/THF, 2 h 2. (Me <sub>2</sub> SiO) <sub>3</sub> /Et <sub>2</sub> O, 2 h	J <sup>18</sup>

<sup>a</sup> IDipp = 1,3-bis(2,6-diisopropylphenyl)imidazole-2-ylidene, HMDS = 1,1,1,3,3,3-hexamethyldisilazide, TACNMe = 1,4,7-trimethyl-1,4,7-triazacyclononane, Bn = benzyl, Cp\* = pentamethylcyclopentadienyl, DMAP = dimethylamine borane, BAR<sup>F</sup> = [B(3,5-(CF<sub>3</sub>)<sub>2</sub>C<sub>6</sub>H<sub>3</sub>)].

section (Tables 1–23); for the sake of readability, the respective synthesis methods are not always referred to in the main text though. If the reaction temperature is not specified in the table, the reaction was carried out at ambient temperature. Similarly, reactions without specified durations occur instantaneously. Purification times and methods are not included for purifications that occur in additional, subsequent steps.

We will illustrate examples of molecular structures of all cluster types that were obtained in single-crystalline form. For crystallographic details, we refer to the original literature.

**2.1.1 Q/H and Q/group 1 adamantane-type clusters.** A number of hydride clusters with (transition) metals have been realized, which most often comprise a central metal tetrahedron with direct metal–metal bonds. They are formally constructed by coordinating all edges of this central element by hydrides. They can be seen as one point in a continuum of related compounds featuring fewer hydrogen atoms or additional (bridging) ones, respectively. Although, those will not be further discussed except for some examples.<sup>5–10</sup> Apart from that, there is one species with lithium coordinated by oxygen atoms.

An N-heterocyclic carbene can coordinate to [Mg(HMDS)<sub>2</sub>] (HMDS = 1,1,1,3,3,3-hexamethyldisilazide) and in turn be reacted with PhSiH<sub>3</sub>, resulting in the adamantane-type cluster [(MgIDipp)<sub>2</sub>(MgHMDS)<sub>2</sub>H<sub>6</sub>] (1, IDipp = 1,3-bis(2,6-diisopropylphenyl)imidazole-2-ylidene, Fig. 1), where the magnesium atoms carry either an IDipp or N(SiMe<sub>3</sub>)<sub>2</sub> ligand.<sup>11</sup> A calcium congener [(CaTACNMe)<sub>4</sub>H<sub>6</sub>][B(C<sub>6</sub>H<sub>3</sub>-3,5-Me<sub>2</sub>)] (2, TACNMe = 1,4,7-trimethyl-1,4,7-triazacyclononane) is obtained from an *in situ*-formed complex [(TACNMe)Ca(CH<sub>2</sub>Ph)(thf)<sub>x</sub>][B(C<sub>6</sub>H<sub>3</sub>-3,5-Me<sub>2</sub>)] after treatment with H<sub>2</sub> gas under elimination of toluene, with all Ca atoms carrying the same tridentate ligand.<sup>12</sup>

The first transition metal cluster anion in this group, [(CO)<sub>3</sub>Re<sub>4</sub>H<sub>6</sub>]<sup>2-</sup> (in 3 and 4) was formed from [Re<sub>2</sub>(CO)<sub>10</sub>], either by reaction with Na[BH<sub>4</sub>]<sup>13</sup> or by prolonged heating under basic conditions in methanol as one of multiple products.<sup>14</sup>

The adamantane-type compound [(Cp\*Zr)<sub>4</sub>H<sub>6</sub>] (5, Cp\* = pentamethylcyclopentadienyl) was found as the final piece in a row of tetrahedral compounds with fewer hydrides by reduction of [(μ-H)(μ<sub>3</sub>-H)(Cp\*ZrCl)]<sub>4</sub> with Na amalgam.<sup>5</sup> This led to a mixed-valence Zr<sup>II</sup>/Zr<sup>III</sup> situation in the cluster core.

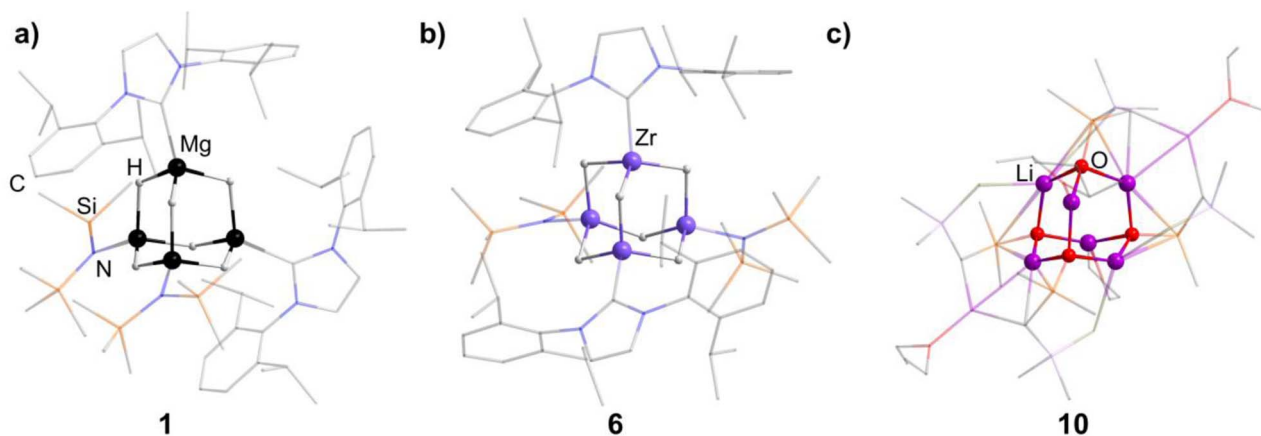


Fig. 1 Examples of adamantane-type compounds with hydrogen or group 1 atoms in the E position: [(MgIDipp)<sub>2</sub>(MgHMDS)<sub>2</sub>H<sub>6</sub>] (1, left (a)), [(ZnIDipp)<sub>2</sub>(ZnHMDS)<sub>2</sub>H<sub>6</sub>] (6, middle (b)) and {[Me<sub>2</sub>P(BH<sub>3</sub>)CHSiMe<sub>2</sub>OLi]<sub>4</sub>Li<sub>4</sub>(Et<sub>2</sub>O)<sub>2.75</sub>(thf)<sub>1.25</sub>} (10, right (c)). Hydrogen atoms in the ligands are omitted for clarity.



An analog to the aforementioned  $[(\text{MgIDipp})_2(\text{MgHMDS})_2\text{-H}_6]$  cluster was realized with zinc in  $[(\text{ZnIDipp})_2(\text{ZnHMDS})_2\text{H}_6]$  (**6**, Fig. 1).<sup>15</sup> The synthesis strategy runs in parallel as well, with  $\text{Zn}(\text{HMDS})_2$  as the metal precursor and dimethylamine borane as a hydride source.

A number of iridium hydride clusters (7–9) could be obtained upon dehydrogenation reactions catalyzed by  $[\text{Ir}(\text{Ime})_2(\text{cod})][\text{BF}_4]$  (cod = 1,5-cyclooctadiene) of glycerol.<sup>16,17</sup> This results in the formation of the hydride as well as CO ligands at the metal center in some cases.

A  $\{\text{Li}_4\text{O}_6\}$  adamantane-like core can be observed in the larger complex  $[\{\text{Me}_2\text{P}(\text{BH}_3)\text{CHSiMe}_2\text{OLi}\}_4\text{Li}_4(\text{Et}_2\text{O})_{2.75}(\text{thf})_{1.25}]$  (**10**, Fig. 1). It is formed as the tetramer of the *in situ* generated linear molecule  $\text{Me}_2\text{P}(\text{BH})\text{CH}(\text{Li})\text{Si}(\text{Me}_2)\text{OLi}$  coordinated by additional solvent molecules.<sup>18</sup>

**2.1.2 Q/group 13 adamantane-type clusters.** Adamantane-type clusters with group 13 atoms in the E position are known for groups 14 to 16, with a few unique examples in each group and without a unifying synthetic route. Additionally, there is also an example with a  $\{\text{Ag}_4\text{Ga}_{10}\}$  adamantane-type scaffold. A brief description of the formation conditions for all of them is given in the following paragraphs.

Different approaches for the formation of the few known carbon/group 13 adamantane-type compounds have been showcased in the literature. The boron congeners  $[(\text{RC})_4(\text{R}'\text{B})_6]$  (**11–13**, Fig. 2) can be synthesized at higher temperatures by pyrolysis of  $\text{BMe}_3$  or  $(\text{Cl}_2\text{B})_2\text{CH}_2$ ,<sup>19–21</sup> or by a solid state reaction of  $\text{HC}(\text{BEt}_2)_3$  and  $\text{BEt}_3$  in the presence of  $\text{AlEt}_3$ .<sup>22</sup> At room temperature, the rearrangement of  $(\text{BEt}_2)_3(\text{CMe})_2$  to  $[(\text{CMe})_4(\text{BEt})_6]$  (**14**) was observed, induced by elemental potassium and  $\text{I}_2$ .<sup>23</sup>

A unique synthetic approach, featuring  $\text{R}_2\text{GaH}$  and alkenes  $\text{HC}\equiv\text{CR}'$ , leads to the formation of carbagallane adamantane-type structures  $[(\text{R}'\text{C})_4(\text{RGa})_6]$  (**15–17**).<sup>24</sup> It involves the intermediate formation of dialkyl(alkenyl)gallium compounds, which react with additional  $\text{R}_2\text{GaH}$  to form the clusters under elimination of  $\text{GaR}_3$ .

Three dianionic group 15 congeners exist. An As/Ga compound  $[\text{Li}(\text{thf})_4]_2[(\text{BuAs})_4(\text{GaCl}_2)_6]$  (**18**, <sup>t</sup>Bu = tertiary butyl, Fig. 2) is isolated by a simple condensation reaction of  $\text{InCl}_3$  and  $\text{Li}_2\text{As}^t\text{Bu}$  at low temperatures,<sup>25</sup> while the compounds  $\text{Li}_2[-\text{RN})_4(\text{AlH}_2)_6]$  (**19–20**, R = Me, <sup>t</sup>Bu, Fig. 2) are formed by condensation of  $\text{Li}[\text{AlH}_4]$  and  $[\text{RNH}_3]\text{Cl}$ .<sup>26</sup>

The sulfur containing  $\text{Na}_2[\text{S}_4(\text{BH}_2)_6]$  (**21**, Fig. 2) adamantane-type cluster is obtained by a stepwise condensation reaction of  $\text{THF}\cdot\text{BH}_3$ , and  $\text{Na}[\text{BH}_4]$  with  $\text{H}_2\text{S}$  under elimination of  $\text{H}_2$ .<sup>27</sup> In the reaction, an intermediate species  $(\text{BH}_3)\text{S}(\text{B}_2\text{H}_5)$  is formed, which reacts with additional  $\text{H}_2\text{S}$  to give the final product. The Se congener is formed *via* a different species with elemental Se and  $\text{Na}[\text{BH}_4]$ . This leads to  $\text{Na}_2[\text{H}_3\text{BSe}-\text{SeBH}_3]$  which, under the influence of elevated temperature and  $\text{BH}_3$ , reforms  $\text{Na}_2[\text{Se}_4(-\text{BH}_2)_6]$  (**22**). Both the sulfur and selenium homologs undergo a cation exchange to the Cs compounds (**23–24**) with CsBr. The only other example of a group 16-based adamantane in this category is  $\text{DMPyr}_2[\text{S}_4(\text{Me}_2\text{In})_6]$  (**25**, Fig. 2), which is a decomposition side product of the six membered ring  $\text{DMPyr}_3[\text{Me}_2-\text{In}(\text{SInMe}_3)]_3$ , which could not yet be synthesized in a pure form.<sup>28</sup>

The single example featuring a transition metal  $[\text{Ga}(\text{C}_6\text{H}_5-\text{Me})_2]_2[\{\text{AgGa}(\text{OTf})_3\}_4\text{Ga}_6(\text{OTf})_4]$  (**26**,  $\text{OTf} = \text{O}_3\text{SCF}_3$ , Fig. 2) comprises bridging triflate ligands between the gallium atoms, with the terminal gallium moieties connecting to three, and the atoms in the E position to four, ligands.<sup>29</sup> It is formed by silver triflate reacting with elemental gallium after ultrasonic activation.

**2.1.3 Q/group 14 adamantane-type clusters.** An extensive family of siladamantanes obtained from exchanging some or all carbon positions in organic adamantanes with silicon form the largest group in this section. Targeted ligand substitution has been extensively studied in their case. There are also two publications of  $\text{Si}_4\text{E}_6$  compounds with Ge and Sn in the E position. In combination with P or As, neutral adamantanes of the type  $[(\text{E}^{15})_4(\text{E}^{14}\text{R}_2)_6]$  form a small subset. But at first, we will discuss clusters with metal atoms in the Q position, with an example from group 2, 8 and 10.

**2.1.3.1 Group 2/group 14 adamantane-type clusters.** This unique group 2/14 adamantane-type,  $[(\mu_4-\text{O})\text{Ca}_4(2,6\text{-dimethoxyphenyl})_6]$  (**27**, Fig. 3), which is formed around a central oxygen atom, uses the tridentate dimethoxyphenyl group as a templating ligand.<sup>30</sup> These ligands bridge the Ca sites both by a carbon atom in the E position, as well as by coordination with their oxygen atoms. The origin of the central  $\mu_4\text{-O}$  atom could not be determined and might stem either from  $\text{H}_2\text{O}$  or  $\text{O}_2$  impurities during the inert gas protected reaction, or decomposition of the solvent/ligand.

**2.1.3.2 Group 8/14 adamantane-type clusters.** In two studies, Fe clusters have been characterized. In the cluster family  $[(\text{Fe})_4(\text{aryl})_6(\text{thf})_x]$  (**28–31**), the carbon atoms of aryls are found in the E position. These clusters are prepared by reacting  $\text{Fe}(\text{acac})_3$  (acac = acetylacetonate) with the aryl Grignard reagent (aryl)MgBr.<sup>31</sup>

In the other study, reactions of  $\text{SnI}_4$  and  $\text{Fe}(\text{CO})_5$  in ionic liquids lead to Fe/Sn compounds.  $[\text{BMIm}]_2[\{\text{Fe}(\text{CO})_3\}_4\text{Sn}_6\text{I}_{10}]$  (**32**,  $\text{BMIm} = 1\text{-butyl-3-methyl-imidazolium}$ ) or  $[\text{BMIm}]_6[\text{S}]\{\{\text{Fe}(\text{CO})_3\}_4\text{Sn}_6\text{I}_{10}\}_2$  (**33**, Fig. 3) depending on the counterion in the ionic liquid.<sup>32</sup> They each feature different Sn coordination sites. In **32**, three Sn atoms carry two iodo ligands, one is connected to only one iodine and the final two carry one terminal iodine and one bridging  $\mu\text{-I}$  connecting them to each other. The second cluster comprises three tin atoms carrying two iodine ligands, while the other three only connect to one terminal iodide each and are connected *via* a  $\mu_3\text{-I}$  bridge.

**2.1.3.3 Group 8/14 adamantane-type clusters.** Group 10 clusters with group fourteen elements in the E position are known for combinations with Ni and Pd.

The first family of such compounds with the general composition  $[(\text{NiPr}_3)_4(\text{CO})_6]$  (**34–37**, Fig. 3) comprise CO bridged Ni tetrahedra with terminal phosphine ligands.<sup>33–35</sup> They are generally prepared by reacting a Ni complex with the desired phosphine and CO gas, if the original complex does not contain such ligands already. These results could be transferred to palladium in the case of  $[(\text{Pd}^n\text{Bu}_3)_4(\text{CO})_6]$  (**38**).<sup>36</sup>

**2.1.3.4 Group 14/14 adamantane-type clusters.** A family of tetrasiladamantanes of the composition  $[(\text{RSi})_4(\text{CH}_2)_6]$  has been investigated, with the first examples being obtained in





Fig. 2 Examples of adamantane-type compounds with group 13 atoms in the E position:  $[(\text{CH})_4(\text{BCl})_6]$  (**12**, top left (a)),  $[\text{Li}(\text{thf})_4]_2[(^t\text{Bu})_4(\text{GaCl}_2)_6]$  (**18**, top center (b)),  $\text{Li}_2[(^t\text{Bu})_4(\text{AlH}_2)_6]$  (**20**, top right (c)),  $\text{Na}_2[\text{S}_4(\text{BH}_2)_6]$  (**21**, bottom left (d)),  $\text{DMPyr}_2[\text{S}_4(\text{InMe}_2)_6]$  (**25**, bottom center (e)) and  $[\text{Ga}(\text{C}_6\text{H}_5\text{Me})_2]_2[\{\text{AgGa}(\text{OTf})_3\}_4\text{Ga}_6(\text{OTf})_4]$  (**26**, bottom right (f)). Hydrogen atoms in the organic ligands and counterions, if present, are omitted for clarity.

high temperature reactions of either  $\text{SiMe}_4$  to form  $[(\text{SiMe})_4(\text{CH}_2)_6]$  or  $\text{SiCl}_4$  and  $\text{Me}_3\text{SiCl}$  in the presence of  $\text{AlCl}_3$  to yield  $[(\text{SiCl})_4(\text{CH}_2)_6]$  (**39**).<sup>37–40</sup> In subsequent work, access to such

compounds was made at considerably lower temperatures and in higher yields.  $[(\text{SiMe})_4(\text{CH}_2)_6]$  (**40**, Fig. 4) could be obtained from an  $\text{AlBr}_3$  induced rearrangement of  $(\text{Me}_2\text{SiCH}_2)_3$  at 100 °C,

Table 2 Adamantane-type compounds with group 13 atoms in the E position<sup>a</sup>

Compound	Reagents/conditions	Method
$[(\text{CH})_4(\text{BMe})_6]$ ( <b>11</b> )	$\text{BMe}_3/450\text{ }^\circ\text{C}$ , 40 min	$\text{H}^{19,20}$
$[(\text{CH})_4(\text{BCl})_6]$ ( <b>12</b> )	$(\text{Cl}_2\text{B})_2\text{CH}_2/450\text{ }^\circ\text{C}$ to RT, 12 h	$\text{H}^{21}$
$[(\text{CH})_4(\text{BEt})_6]$ ( <b>13</b> )	$\text{HC}(\text{BEt}_2)_3$ , $\text{BEt}_2$ , $\text{AlEt}_3/150\text{ }^\circ\text{C}$	$\text{A}^{22}$
$[(\text{CMe})_4(\text{BEt})_6]$ ( <b>14</b> )	$(\text{BEt})_3(\text{CMe})_2$ , $\text{I}_2$ , $\text{K}/\text{THF}$	$\text{J}^{23}$
$[(\text{EtC})_4(\text{GaEt})_6]$ ( <b>15</b> )	$\text{Et}_2\text{GaH}$ , $\text{HC}\equiv\text{CET}/-196\text{ }^\circ\text{C}$ to RT, 4 h	$\text{U}^{24}$
$[(^n\text{BuC})_4(\text{GaEt})_6]$ ( <b>16</b> )	$\text{Et}_2\text{GaH}$ , $\text{HC}\equiv\text{C}^n\text{Bu}/4\text{ h}$	$\text{U}^{24}$
$[(\text{EtC})_4(\text{GaMe})_6]$ ( <b>17</b> )	$\text{Me}_2\text{GaH}$ , $\text{HC}\equiv\text{CET}/-196\text{ }^\circ\text{C}$ to RT, 4 h	$\text{U}^{24}$
$[\text{Li}(\text{thf})_4]_2[(^t\text{BuAs})_4(\text{GaCl}_2)_6]$ ( <b>18</b> )	$\text{Li}_2\text{As}^t\text{Bu}$ , $\text{GaCl}_3/\text{Et}_2\text{O}$ , $-78\text{ }^\circ\text{C}$ to RT, 3 days	$\text{C}^{25}$
$\text{Li}_2[(\text{RN})_4(\text{AlH}_2)_6]$ ( <b>19–20</b> , $\text{R} = \text{Me}$ , $^t\text{Bu}$ )	$\text{Li}[\text{AlH}_4]$ , $[\text{RNH}_3]\text{Cl}/\text{Et}_2\text{O}$ , 4 weeks	$\text{C}^{26}$
$\text{Na}_2[\text{S}_4(\text{BH}_2)_6]$ ( <b>21</b> )	$\text{THF}\cdot\text{BH}_3$ , $\text{Na}[\text{BH}_4]$ , $\text{H}_2\text{S}/0\text{ }^\circ\text{C}$	$\text{C}^{27}$
$\text{Na}_2[\text{Se}_4(\text{BH}_2)_6]$ ( <b>22</b> )	1. $\text{Se}$ , $\text{Na}[\text{BH}_4]/\text{diglyme}$ , $0\text{ }^\circ\text{C}$ to $110\text{ }^\circ\text{C}$ , 8 h 2. $\text{THF}\cdot\text{BH}_3/\text{diglyme}$	$\text{B}^{27}$
$\text{Cs}_2[\text{S}_4(\text{BH}_2)_6]$ ( <b>23</b> )	$\text{Na}_2[\text{S}_4(\text{BH}_2)_6]$ ( <b>21</b> ), $\text{CsBr}/\text{H}_2\text{O}$	$\text{O}^{27}$
$\text{Cs}_2[\text{Se}_4(\text{BH}_2)_6]$ ( <b>24</b> )	$\text{Na}_2[\text{Se}_4(\text{BH}_2)_6]$ ( <b>22</b> ), $\text{CsBr}/\text{H}_2\text{O}$	$\text{O}^{27}$
$\text{DMPyr}_2[\text{S}_4(\text{InMe}_2)_6]$ ( <b>25</b> )	$\text{DMPyr}_3[\text{Me}_2\text{In}(\text{SiNMe}_3)]_3/\text{THF}$ , pentane, 14 days	$\text{J}^{28}$
$[\text{Ga}(\text{C}_6\text{H}_5\text{Me})_2]_2[\{\text{AgGa}(\text{OTf})_3\}_4\text{Ga}_6(\text{OTf})_4]$ ( <b>26</b> )	$\text{AgOTf}$ , $\text{Ga}/\text{toluene}$ , $45\text{ }^\circ\text{C}$ , 1.5 h (ultrasonic activation)	$\text{L}^{29}$

<sup>a</sup>  $^n\text{Bu}$  = normal butyl,  $^t\text{Bu}$  = tertiary butyl, diglyme = bis(2-methoxyethyl) ether, DMPyr = 1,1-dimethylpyrrolidinium, OTf =  $\text{O}_3\text{SCF}_3$







Fig. 3 Examples of adamantane-type compounds with group 2 and transition metals in the Q position and group 14 atoms in the E position:  $[(\mu_4\text{-O})\text{Ca}_4(2,6\text{-dimethoxyphenyl})_6]$  (27, left (a)),  $[\text{BMIm}]_6[\text{S}][\{\text{Fe}(\text{CO})_3\}_4\text{Sn}_6\text{I}_{10}]_2$  (33, center (b)) and  $[(\text{NiPMe}_3)_4(\text{CO})_6]$  (36 right (c)). Hydrogen atoms and counterions, if present, are omitted for clarity.

Table 3 Adamantane-type compounds with group 2 and transition metals in the Q position and group 14 atoms in E position<sup>a</sup>

Compound	Reagents/conditions	Method
$[(\mu_4\text{-O})\text{Ca}_4(2,6\text{-dimethoxyphenyl})_6]$ (27)	(2,6-Dimethoxyphenyl)K, $\text{CaI}_2/\text{THF}$ , 3 days	$\text{K}^{30}$
$[\text{Fe}_4(\text{Ph})_6(\text{THF})_4]$ (28)	$\text{Fe}(\text{acac})_3$ , $\text{PhMgBr}/\text{THF}$ , $-30\text{ }^\circ\text{C}$ , 25 min	$\text{C}^{31}$
$[\text{Fe}_4(p\text{-tolyl})_6(\text{THF})_4]$ (29)	$\text{Fe}(\text{acac})_3$ , $p\text{-tolylMgBr}/\text{THF}$ , $-30\text{ }^\circ\text{C}$ , 25 min	$\text{C}^{31}$
$[\text{Fe}_4(p\text{-tolyl})_6(\text{THF})_3]$ (30)	$\text{Fe}(\text{acac})_3$ , $p\text{-tolylMgBr}/\text{THF}$ , $-30\text{ }^\circ\text{C}$ , 25 min	$\text{C}^{31}$
$[\text{Fe}_4(4\text{-F-Ph})_6(\text{THF})_4]$ (31)	$\text{Fe}(\text{acac})_3$ , $4\text{-F-PhMgBr}/\text{THF}$ , $-30\text{ }^\circ\text{C}$ , 25 min	$\text{C}^{31}$
$[\text{BMIm}]_2[\{\text{Fe}(\text{CO})_3\}_4\text{Sn}_6\text{I}_{10}]$ (32)	$\text{SnI}_4$ , $\text{Fe}(\text{CO})_5$ , $[\text{BMIm}][\text{NTf}_2]/130\text{ }^\circ\text{C}$ , 4 days	$\text{B}^{32}$
$[\text{BMIm}]_6[\text{S}][\{\text{Fe}(\text{CO})_3\}_4\text{Sn}_6\text{I}_{10}]_2$ (33)	$\text{SnI}_4$ , $\text{NH}_4\text{I}$ , $\text{Fe}(\text{CO})_5$ , $[\text{BMIm}][\text{OTf}]/130\text{ }^\circ\text{C}$ , 4 days	$\text{B}^{32}$
$[\{\text{NiP}(\text{CH}_2\text{CH}_2\text{CN})_3\}_4(\text{CO})_6]$ (34)	Tris-(2-cyanoethyl)phosphine, $\text{Ni}(\text{CO})_4/\text{MeOH}$ , $70\text{ }^\circ\text{C}$ , 24 h	$\text{B}^{33}$
$[(\text{NiPMe}_3)_4][\text{BF}_4][(\text{NiPMe}_3)_4(\text{CO})_6]$ (35)	$\text{Ni}(\text{COMe})\text{Cl}(\text{PMe}_3)_2$ , $\text{PMe}_3$ , $\text{Ti}[\text{BF}_4]/\text{CH}_2\text{Cl}_2$ , RT, 30 min	$\text{C}^{34}$
$[(\text{NiPMe}_3)_4(\text{CO})_6]$ (36)	Bis(cod)nickel, $\text{PMe}_3$ , $\text{CO}/\text{toluene}$ , RT, 6 h	$\text{F}^{35}$
$[(\text{NiP}^n\text{Bu}_3)_4(\text{CO})_6]$ (37)	Bis(cod)nickel, $\text{P}^n\text{Bu}_3$ , $\text{CO}/\text{toluene}$ , RT, 6 h	$\text{F}^{35}$
$[(\text{PdP}^n\text{Bu}_3)_4(\text{CO})_6]$ (38)	$\text{Pd}_4(\text{CO})_5(\text{PBu}_3^m)_4$ , $\text{CH}_3\text{COOH}/\text{EtOH}$ , pentane, RT, 2 days or $\text{Pd}(\text{OAc})_2$ , $\text{CH}_3\text{COOH}$ , $\text{CO}$ , $\text{PBu}_3^m/\text{dioxane}$ , $\text{Me}_2\text{CO}$ , 5 days	$\text{J}/\text{F}^{36}$

<sup>a</sup> cod = 1,5-cyclooctadiene, OAc = acetate, acac = acetylacetonate, BMIm = 1-butyl-3-methyl-imidazolium,  $\text{NTf}_2^-$  = bistrifluoromethanesulfonimide.



Fig. 4 Examples of adamantane-type compounds with group 14 elements in the Q position and group 14 atoms in the E position:  $[(\text{SiMe})_4(\text{CH}_2)_6]$  (40, left (a)),  $[(\text{SiSiMe}_3)_4(\text{SiMe}_2)_6]$  (62, center (b)) and  $[(\text{SiSiCl}_3)_4(\text{GeMe}_2)_6]$  (84, right (c)). Hydrogen atoms are omitted for clarity.



Table 4 Adamantane-type compounds with group 14 elements in the Q position and group 14 atoms in the E position<sup>a</sup>

Compound	Reagents/conditions	Method
[(SiCl) <sub>4</sub> (CH <sub>2</sub> ) <sub>6</sub> ] (39)	SiCl <sub>4</sub> , Me <sub>3</sub> SiCl, AlCl <sub>3</sub> /500 °C or [(SiMe) <sub>4</sub> (CH <sub>2</sub> ) <sub>6</sub> ], Cl <sub>2</sub> , I <sub>2</sub> /CCl <sub>4</sub>	B/Q <sup>37,39,42</sup>
[(SiMe) <sub>4</sub> (CH <sub>2</sub> ) <sub>6</sub> ] (40)	SiMe <sub>4</sub> /700 °C or (Me <sub>2</sub> SiCH <sub>2</sub> ) <sub>3</sub> , AlBr <sub>3</sub> /100 °C	A <sup>38,40,41</sup>
[(SiH) <sub>4</sub> (CH <sub>2</sub> ) <sub>6</sub> ] (41)	Li[AlH <sub>4</sub> ], [(SiMe) <sub>4</sub> (CH <sub>2</sub> ) <sub>6</sub> ] (40)	Q <sup>39</sup>
[(SiMe) <sub>3</sub> SiBr(CH <sub>2</sub> ) <sub>6</sub> ] (42)	(Me <sub>2</sub> SiCH <sub>2</sub> ) <sub>3</sub> , AlBr <sub>3</sub> /100 °C	J <sup>41,43</sup>
[(SiMe) <sub>2</sub> (SiBr) <sub>2</sub> (CH <sub>2</sub> ) <sub>6</sub> ] (43)	(Me <sub>2</sub> SiCH <sub>2</sub> ) <sub>3</sub> , AlBr <sub>3</sub> /100 °C	J <sup>41</sup>
[(SiMe) <sub>3</sub> SiCl(CH <sub>2</sub> ) <sub>6</sub> ] (44)	(Me <sub>2</sub> SiCH <sub>2</sub> ) <sub>3</sub> , AlCl <sub>3</sub> /100 °C	J <sup>41</sup>
[(SiMe) <sub>2</sub> (SiCl) <sub>2</sub> (CH <sub>2</sub> ) <sub>6</sub> ] (45)	(Me <sub>2</sub> SiCH <sub>2</sub> ) <sub>3</sub> , AlCl <sub>3</sub> /100 °C	J <sup>41</sup>
[SiMe(SiCl) <sub>3</sub> (CH <sub>2</sub> ) <sub>6</sub> ] (46)	[(SiMe) <sub>4</sub> (CH <sub>2</sub> ) <sub>6</sub> ] (40), Cl <sub>2</sub> , I <sub>2</sub> /CCl <sub>4</sub>	Q <sup>42</sup>
[(SiMe) <sub>3</sub> SiOH(CH <sub>2</sub> ) <sub>6</sub> ] (47)	[(SiMe) <sub>3</sub> SiCl(CH <sub>2</sub> ) <sub>6</sub> ] (44), [NBU <sub>4</sub> ]Cl, KOH/2-methyl-2-butanol, H <sub>2</sub> O, 80 °C, 30 min	Q <sup>44</sup>
[(SiMe) <sub>3</sub> SiOCH <sub>2</sub> CH <sub>2</sub> NMe <sub>2</sub> (CH <sub>2</sub> ) <sub>6</sub> ] (48)	[(SiMe) <sub>3</sub> SiCl(CH <sub>2</sub> ) <sub>6</sub> ] (44), HOCH <sub>2</sub> CH <sub>2</sub> NMe <sub>2</sub> , <i>n</i> -BuLi/hexane, 69 °C, 9 h	Q <sup>44</sup>
[(SiMe) <sub>3</sub> SiH(CH <sub>2</sub> ) <sub>6</sub> ] (49)	[(SiMe) <sub>3</sub> SiBr(CH <sub>2</sub> ) <sub>6</sub> ] (42), Li[AlH <sub>4</sub> ]/Et <sub>2</sub> O, 35 °C, 4 days	Q <sup>44</sup>
[(SiMe) <sub>3</sub> SiNEt <sub>2</sub> (CH <sub>2</sub> ) <sub>6</sub> ] (50)	[(SiMe) <sub>3</sub> SiCl(CH <sub>2</sub> ) <sub>6</sub> ] (44), LiNEt <sub>2</sub> /hexane, 24 h	Q <sup>44</sup>
[(SiMe) <sub>3</sub> SiPh(CH <sub>2</sub> ) <sub>6</sub> ] (51)	[(SiMe) <sub>3</sub> SiCl(CH <sub>2</sub> ) <sub>6</sub> ] (44), LiPh/Et <sub>2</sub> O	Q <sup>45</sup>
[(SiMe) <sub>3</sub> SiOMe(CH <sub>2</sub> ) <sub>6</sub> ] (52)	[(SiMe) <sub>3</sub> SiBr(CH <sub>2</sub> ) <sub>6</sub> ] (42), NaOMe/MeOH	Q <sup>45</sup>
[(SiMe) <sub>3</sub> SiF(CH <sub>2</sub> ) <sub>6</sub> ] (53)	[(SiMe) <sub>3</sub> SiBr(CH <sub>2</sub> ) <sub>6</sub> ] (42), <i>c</i> -C <sub>6</sub> H <sub>11</sub> NH <sub>3</sub> F/CHCl <sub>3</sub>	Q <sup>45</sup>
[(SiMe) <sub>3</sub> SiOTf(CH <sub>2</sub> ) <sub>6</sub> ] (54)	[(SiMe) <sub>4</sub> (CH <sub>2</sub> ) <sub>6</sub> ] (40), ICl, AgOTf/CH <sub>2</sub> Cl <sub>2</sub> , 1 day	Q <sup>46</sup>
[(SiOTf) <sub>2</sub> (SiMe) <sub>2</sub> (CH <sub>2</sub> ) <sub>6</sub> ] (55)	[(SiMe) <sub>3</sub> SiOTf(CH <sub>2</sub> ) <sub>6</sub> ] (54), ICl, AgOTf/CH <sub>2</sub> Cl <sub>2</sub> , 24 h	Q <sup>46</sup>
[(SiMe) <sub>4</sub> (CH <sub>2</sub> ) <sub>5</sub> CHSiMe <sub>2</sub> Ph] (56)	[(SiMe) <sub>4</sub> (CH <sub>2</sub> ) <sub>6</sub> ] (40), ClSiMe <sub>2</sub> Ph, <i>n</i> -BuLi, KOtMe <sub>3</sub> /THF, 0 °C, 10 h	Q <sup>47</sup>
[(SiMe) <sub>4</sub> (CH <sub>2</sub> ) <sub>5</sub> CHSiMe <sub>2</sub> CH <sub>2</sub> SiMe <sub>2</sub> Ph] (57)	[(SiMe) <sub>4</sub> (CH <sub>2</sub> ) <sub>5</sub> CHSiMe <sub>2</sub> Ph] (56), Br <sub>2</sub> , LiCH <sub>2</sub> SiMe <sub>2</sub> Ph/	Q <sup>47</sup>
[(SiMe) <sub>4</sub> (CH <sub>2</sub> ) <sub>5</sub> CHSiMe <sub>2</sub> CH <sub>2</sub> SiMe <sub>2</sub> CH <sub>2</sub> SiMe <sub>3</sub> ] (58)	[(SiMe) <sub>4</sub> (CH <sub>2</sub> ) <sub>6</sub> ] (40), Me <sub>3</sub> SiCH <sub>2</sub> SiMe <sub>2</sub> CH <sub>2</sub> SiMe <sub>2</sub> Br, <i>n</i> -BuLi, TMEDA/hexane, 40 °C, 5 h	Q <sup>47</sup>
[(SiMe) <sub>3</sub> (CH <sub>2</sub> ) <sub>5</sub> CH(SiMe <sub>2</sub> CH <sub>2</sub> SiMe <sub>2</sub> CH <sub>2</sub> )Si] (59)	[(SiMe) <sub>4</sub> (CH <sub>2</sub> ) <sub>5</sub> CHSiMe <sub>2</sub> CH <sub>2</sub> SiMe <sub>2</sub> CH <sub>2</sub> SiMe <sub>3</sub> ] (59), AlBr <sub>3</sub> /30 °C, 20 h	Q <sup>47</sup>
[(SiBr)(SiMe) <sub>2</sub> (CH <sub>2</sub> ) <sub>5</sub> CH(SiMe <sub>2</sub> CH <sub>2</sub> SiMe <sub>2</sub> CH <sub>2</sub> )Si] (60)	[(SiMe) <sub>4</sub> (CH <sub>2</sub> ) <sub>5</sub> CHSiMe <sub>2</sub> CH <sub>2</sub> SiMe <sub>2</sub> CH <sub>2</sub> SiMe <sub>3</sub> ] (59), AlBr <sub>3</sub> /30 °C, 20 h	Q <sup>47</sup>
[(SiMe) <sub>3</sub> Si(CH <sub>2</sub> ) <sub>6</sub> ][CHB <sub>11</sub> Cl <sub>11</sub> ] (61)	[Ph <sub>3</sub> C][CHB <sub>11</sub> Cl <sub>11</sub> ], [(SiMe) <sub>3</sub> SiH(CH <sub>2</sub> ) <sub>6</sub> ] (49)/PhBr	Q <sup>48</sup>
[(SiSiMe <sub>3</sub> ) <sub>4</sub> (SiMe <sub>2</sub> ) <sub>6</sub> ] (62)	Si <sub>14</sub> Me <sub>24</sub> , [CPh <sub>3</sub> ][B(C <sub>6</sub> F <sub>5</sub> ) <sub>4</sub> ]/Toluene, 48 h	J <sup>49,50</sup>
[(SiSiMe <sub>3</sub> ) <sub>4</sub> (SiMe <sub>2</sub> ) <sub>5</sub> (SiMeCl)] (63)	Si <sub>14</sub> Me <sub>24</sub> , AlCl <sub>3</sub> , MeI, Me <sub>3</sub> SiCl/C <sub>6</sub> H <sub>6</sub> , 48 h	J <sup>50</sup>
[(SiSiMe <sub>3</sub> ) <sub>4</sub> (SiMe <sub>2</sub> ) <sub>5</sub> (SiMeBr)] (64)	Si <sub>14</sub> Me <sub>24</sub> , AlBr <sub>3</sub> , MeI, Me <sub>3</sub> SiBr/C <sub>6</sub> H <sub>6</sub> , 17 days	J <sup>50</sup>
[(SiSiMe <sub>2</sub> Cl)(SiSiMe <sub>3</sub> ) <sub>3</sub> (SiMe <sub>2</sub> ) <sub>6</sub> ] (65)	1. [(SiSiMe <sub>3</sub> ) <sub>4</sub> (SiMe <sub>2</sub> ) <sub>6</sub> ] (62), KOtMe <sub>3</sub> , 18-crown-6/toluene, 16 h 2. Me <sub>2</sub> SiCl <sub>2</sub> /1 h	Q <sup>50</sup>
[(SiSiMe <sub>2</sub> Ph)(SiSiMe <sub>3</sub> ) <sub>3</sub> (SiMe <sub>2</sub> ) <sub>6</sub> ] (66)	1. [(SiSiMe <sub>3</sub> ) <sub>4</sub> (SiMe <sub>2</sub> ) <sub>6</sub> ] (62), KOtMe <sub>3</sub> , 18-crown-6/toluene, 16 h 2. Me <sub>2</sub> PhSiCl/3 h	Q <sup>50</sup>
[(SiSiPh <sub>3</sub> )(SiSiMe <sub>3</sub> ) <sub>3</sub> (SiMe <sub>2</sub> ) <sub>6</sub> ] (67)	1. [(SiSiMe <sub>3</sub> ) <sub>4</sub> (SiMe <sub>2</sub> ) <sub>6</sub> ] (62), KOtMe <sub>3</sub> , 18-crown-6/toluene, 16 h 2. Ph <sub>3</sub> SiCl/3 h	Q <sup>50</sup>
[(SiSnMe <sub>3</sub> )(SiSiMe <sub>3</sub> ) <sub>3</sub> (SiMe <sub>2</sub> ) <sub>6</sub> ] (68)	1. [(SiSiMe <sub>3</sub> ) <sub>4</sub> (SiMe <sub>2</sub> ) <sub>6</sub> ] (62), KOtMe <sub>3</sub> , 18-crown-6/toluene, 16 h 2. Me <sub>3</sub> SnCl/3 h	Q <sup>50</sup>
[(SiGeMe <sub>3</sub> )(SiSiMe <sub>3</sub> ) <sub>3</sub> (SiMe <sub>2</sub> ) <sub>6</sub> ] (69)	1. [(SiSiMe <sub>3</sub> ) <sub>4</sub> (SiMe <sub>2</sub> ) <sub>6</sub> ] (62), KOtMe <sub>3</sub> , 18-crown-6/toluene, 16 h 2. Me <sub>3</sub> GeCl/3 h	Q <sup>50</sup>
[(SiH)(SiSiMe <sub>3</sub> ) <sub>3</sub> (SiMe <sub>2</sub> ) <sub>6</sub> ] (70)	1. [(SiSiMe <sub>3</sub> ) <sub>4</sub> (SiMe <sub>2</sub> ) <sub>6</sub> ] (62), KOtMe <sub>3</sub> , 18-crown-6/toluene, 16 h 2. HCl/3 h	Q <sup>50</sup>
[(SiP(NEt <sub>2</sub> ) <sub>2</sub> )(SiSiMe <sub>3</sub> ) <sub>3</sub> (SiMe <sub>2</sub> ) <sub>6</sub> ] (71)	1. [(SiSiMe <sub>3</sub> ) <sub>4</sub> (SiMe <sub>2</sub> ) <sub>6</sub> ] (62), KOtMe <sub>3</sub> , 18-crown-6/toluene, 16 h 2. P(NEt <sub>2</sub> ) <sub>2</sub> Cl/3 h	Q <sup>50</sup>
[(SiCH <sub>2</sub> SMe)(SiSiMe <sub>3</sub> ) <sub>3</sub> (SiMe <sub>2</sub> ) <sub>6</sub> ] (72)	1. [(SiSiMe <sub>3</sub> ) <sub>4</sub> (SiMe <sub>2</sub> ) <sub>6</sub> ] (62), KOtMe <sub>3</sub> , 18-crown-6/toluene, 16 h 2. ClCH <sub>2</sub> SMe/3 h	Q <sup>50</sup>



Table 4 (Contd.)

Compound	Reagents/conditions	Method
[(SiMe)(SiSiMe <sub>3</sub> ) <sub>3</sub> (SiMe <sub>2</sub> ) <sub>6</sub> ] (73)	1. [(SiSiMe <sub>3</sub> ) <sub>4</sub> (SiMe <sub>2</sub> ) <sub>6</sub> ] (62), KOCMe <sub>3</sub> , 18-crown-6/toluene, 16 h	Q <sup>50</sup>
[(SiBr)(SiSiMe <sub>3</sub> ) <sub>3</sub> (SiMe <sub>2</sub> ) <sub>6</sub> ] (74)	2. Methyl- <i>p</i> -toluenesulfonate/3 h 1. [(SiSiMe <sub>3</sub> ) <sub>4</sub> (SiMe <sub>2</sub> ) <sub>6</sub> ] (62), KOCMe <sub>3</sub> , 18-crown-6/toluene, 16 h	Q <sup>50</sup>
[(SiCl)(SiSiMe <sub>3</sub> ) <sub>3</sub> (SiMe <sub>2</sub> ) <sub>6</sub> ] (75)	2. 1,2-Dibromoethane/3 h 1. [(SiSiMe <sub>3</sub> ) <sub>4</sub> (SiMe <sub>2</sub> ) <sub>6</sub> ] (62), KOCMe <sub>3</sub> , 18-crown-6/toluene, 16 h	Q <sup>50</sup>
[(SiCH <sub>2</sub> SMe) <sub>2</sub> (SiSiMe <sub>3</sub> ) <sub>2</sub> (SiMe <sub>2</sub> ) <sub>6</sub> ] (76)	2. PCl <sub>3</sub> /−78 °C, 3 h 1. [(SiSiMe <sub>3</sub> ) <sub>4</sub> (SiMe <sub>2</sub> ) <sub>6</sub> ] (62), KOCMe <sub>3</sub> , 18-crown-6/toluene, 16 h	Q <sup>50</sup>
[(SiCH <sub>2</sub> SMe) <sub>3</sub> (SiSiMe <sub>3</sub> )(SiMe <sub>2</sub> ) <sub>6</sub> ] (77)	2. ClCH <sub>2</sub> SMe/3 h 1. [(SiSiMe <sub>3</sub> ) <sub>4</sub> (SiMe <sub>2</sub> ) <sub>6</sub> ] (62), KOCMe <sub>3</sub> , 18-crown-6/toluene, 16 h	Q <sup>50</sup>
[(SiCH <sub>2</sub> SMe) <sub>4</sub> (SiMe <sub>2</sub> ) <sub>6</sub> ] (78)	2. ClCH <sub>2</sub> SMe/3 h 1. [(SiSiMe <sub>3</sub> ) <sub>4</sub> (SiMe <sub>2</sub> ) <sub>6</sub> ] (62), KOCMe <sub>3</sub> , 18-crown-6/toluene, 16 h	Q <sup>50</sup>
[(SiMe)(Si <sup>i</sup> Pr)(SiSiMe <sub>3</sub> ) <sub>2</sub> (SiMe <sub>2</sub> ) <sub>6</sub> ] (79)	2. ClCH <sub>2</sub> SMe/3 h 1. [(SiMe)(SiSiMe <sub>3</sub> ) <sub>3</sub> (SiMe <sub>2</sub> ) <sub>6</sub> ] (62), KOCMe <sub>3</sub> , 18-crown-6/toluene, 16 h	Q <sup>50</sup>
[(SiMe)(Si <sup>i</sup> Pr)(SiCH <sub>2</sub> SMe)(SiSiMe <sub>3</sub> )(SiMe <sub>2</sub> ) <sub>6</sub> ] (80)	2. Chlorotriisopropylsilane/3 h 1. [(SiMe)(Si <sup>i</sup> Pr)(SiSiMe <sub>3</sub> ) <sub>2</sub> (SiMe <sub>2</sub> ) <sub>6</sub> ] (79), KOCMe <sub>3</sub> , 18-crown-6/toluene, 16 h	Q <sup>50</sup>
[(SiMe)(Si <sup>i</sup> Pr)(SiCH <sub>2</sub> SMe)(SiBr)(SiMe <sub>2</sub> ) <sub>6</sub> ] (81)	2. ClCH <sub>2</sub> SMe/3 h 1. [(SiMe)(Si <sup>i</sup> Pr)(SiCH <sub>2</sub> SMe)(SiSiMe <sub>3</sub> )(SiMe <sub>2</sub> ) <sub>6</sub> ] (80), KOCMe <sub>3</sub> , 18-crown-6/toluene, 16 h	Q <sup>50</sup>
[(SiSiCl <sub>3</sub> ) <sub>4</sub> (GeMe <sub>2</sub> ) <sub>4</sub> (SiCl <sub>2</sub> ) <sub>2</sub> ] (82)	2. 1,2-Dibromoethane/3 h Me <sub>2</sub> GeCl <sub>2</sub> , Si <sub>2</sub> Cl <sub>6</sub> , [Bu <sub>4</sub> N]Cl/CH <sub>2</sub> Cl <sub>2</sub> , 13 days	C <sup>51</sup>
[(SiSiCl <sub>3</sub> ) <sub>4</sub> (GeMe <sub>2</sub> ) <sub>5</sub> (SiCl)] (83)	Me <sub>2</sub> GeCl <sub>2</sub> , Si <sub>2</sub> Cl <sub>6</sub> , [Bu <sub>4</sub> N]Cl/CH <sub>2</sub> Cl <sub>2</sub> , 19 days	C <sup>51</sup>
[(SiSiCl <sub>3</sub> ) <sub>4</sub> (GeMe <sub>2</sub> ) <sub>6</sub> ] (84)	Me <sub>2</sub> GeCl <sub>2</sub> , Si <sub>2</sub> Cl <sub>6</sub> , [Bu <sub>4</sub> N]Cl/CH <sub>2</sub> Cl <sub>2</sub> , 60 °C, 6 days	C <sup>51</sup>
[(SiSiMe <sub>3</sub> ) <sub>4</sub> (GeMe <sub>2</sub> ) <sub>6</sub> ] (85)	[(SiSiCl <sub>3</sub> ) <sub>4</sub> (GeMe <sub>2</sub> ) <sub>6</sub> ] (85), MeMgBr/Et <sub>2</sub> O, 60 °C, 1 day	Q <sup>52</sup>
[(SiSiMe <sub>3</sub> ) <sub>4</sub> (GeMe <sub>2</sub> ) <sub>4</sub> (GeMe <sub>2</sub> ) <sub>2</sub> ] (86)	[(SiSiCl <sub>3</sub> ) <sub>4</sub> (GeMe <sub>2</sub> ) <sub>4</sub> (GeMe <sub>2</sub> ) <sub>2</sub> ] (86), MeMgBr/Et <sub>2</sub> O, 60 °C, 1 day	Q <sup>52</sup>
[(SiSiMe <sub>3</sub> ) <sub>4</sub> (GeMe <sub>2</sub> ) <sub>5</sub> (GeMe <sub>2</sub> ) <sub>2</sub> ] (87)	[(SiSiCl <sub>3</sub> ) <sub>4</sub> (GeMe <sub>2</sub> ) <sub>5</sub> (GeMe <sub>2</sub> ) <sub>2</sub> ] (87), MeMgBr/THF, Et <sub>2</sub> O, 1 day	Q <sup>52</sup>
[(SiSiCl <sub>3</sub> ) <sub>4</sub> (SnMe <sub>2</sub> ) <sub>4</sub> (SiCl <sub>2</sub> ) <sub>2</sub> ] (88)	Me <sub>2</sub> SnCl <sub>2</sub> , Si <sub>2</sub> Cl <sub>6</sub> , [Bu <sub>4</sub> N]Cl/CH <sub>2</sub> Cl <sub>2</sub> , 3 days	Q <sup>52</sup>
[(SiSiCl <sub>3</sub> ) <sub>4</sub> (SnMe <sub>2</sub> ) <sub>5</sub> (SiCl <sub>2</sub> ) <sub>2</sub> ] (89)	[(SiSiCl <sub>3</sub> ) <sub>4</sub> (SnMe <sub>2</sub> ) <sub>4</sub> (SiCl <sub>2</sub> ) <sub>2</sub> ] (88), [Bu <sub>4</sub> N]Cl/CH <sub>2</sub> Cl <sub>2</sub> , 60 °C, 1 day	Q <sup>52</sup>

<sup>a</sup> TMEDA = tetramethylethylenediamine, <sup>i</sup>Pr = isopropyl.

which could then in turn be reacted with Cl<sub>2</sub> and I<sub>2</sub> to form **39** or be treated with Li[AlH<sub>4</sub>] to form the hydrogen terminated [(SiH)<sub>4</sub>(CH<sub>2</sub>)<sub>6</sub>] (**41**).<sup>39,41,42</sup> Via both of these routes, tetrasilaadamantanes with mixed methyl and halide positions can be isolated as well.<sup>41–43</sup> These clusters described so far are used as the basis for ligand exchange reactions at the Si sites (Method Q, leading to **42–55**), often by exchanging the halides found in various positions.<sup>38,44–46</sup> Besides from derivatization on the silicon atom, the CH<sub>2</sub> moiety can also be a target for lithiation to give stepwise addition of longer C/Si chains (**56–60**).<sup>47</sup> Lastly, it was also shown that the ligand of a single Si site can be abstracted to obtain a charged cluster cation [(SiMe)<sub>3</sub>Si(CH<sub>2</sub>)<sub>6</sub>] [CHB<sub>11</sub>Cl<sub>11</sub>] (**61**) by reacting the carbocation [Ph<sub>3</sub>C]<sup>+</sup> with [(SiMe)<sub>3</sub>SiH(CH<sub>2</sub>)<sub>6</sub>] (**49**).<sup>48</sup>

Realizing the first purely Si based adamantanes took a 9 step synthesis, the last one being a rearrangement of a tricyclic

compound Si<sub>14</sub>Me<sub>24</sub> to [(SiMe)<sub>4</sub>(SiMe<sub>2</sub>)<sub>6</sub>] (**62**, Fig. 4) reminiscent of a synthesis route to organic adamantanes by Schleyer (see section 2.2).<sup>49</sup> In recent times, the topic has been reinvestigated, resulting in a streamlined gram scale synthesis method, and strategies for a site selective functionalization, which can lead to one or more methyl groups being substituted at the Q position (**63–81**).<sup>50</sup>

While the pure silaadamantanes were not obtainable from simple building blocks, compounds with mixed Ge/Si sites were isolated by a mixture of Me<sub>2</sub>GeCl<sub>2</sub>, Si<sub>2</sub>Cl<sub>6</sub> and [<sup>18</sup>Bu<sub>4</sub>N]Cl, leading to [(SiSiCl<sub>3</sub>)<sub>4</sub>(GeMe<sub>2</sub>)<sub>6–x</sub>(SiCl<sub>2</sub>)<sub>x</sub>] (**82–84**, *x* = 0–2, Fig. 4), with the amount of Ge incorporated rising with the use of higher amounts of [<sup>18</sup>Bu<sub>4</sub>N]Cl.<sup>51</sup> In follow up investigations, site selective methylation at the Q position of these compounds was realized using the Grignard reagent MeMgBr (**85–87**).<sup>52</sup> It was also possible to obtain the corresponding



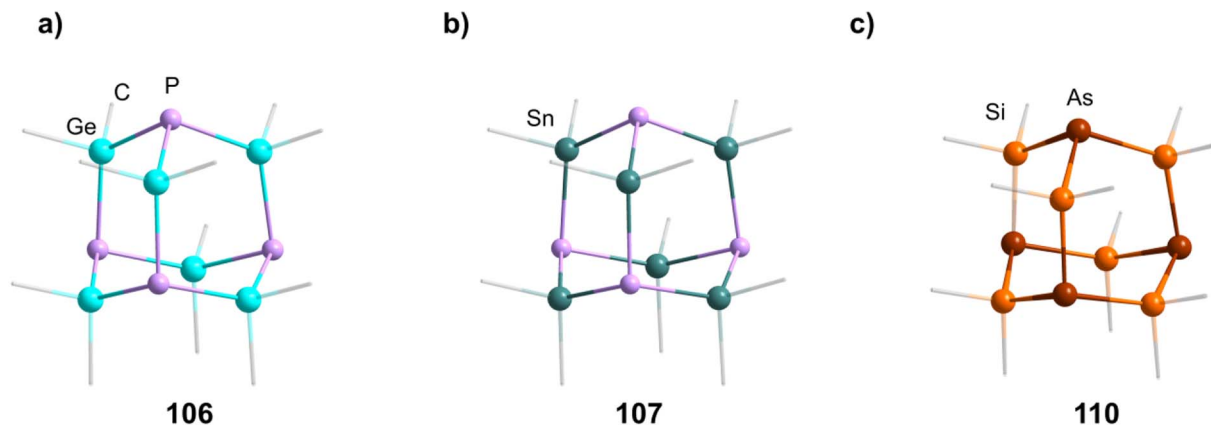


Fig. 5 Examples of adamantane-type compounds with group 15 elements in the Q position and group 14 atoms in the E position:  $[P_4(GeMe_2)_6]$  (106, left (a)),  $[P_4(SnMe_2)_6]$  (107, center (b)) and  $[As_4(SiMe_2)_6]$  (110, right (c)). Hydrogen atoms are omitted for clarity.

stannasilaadamantanes  $[(SiSiCl_3)_4(SnMe_2)_{6-x}(SiCl_2)_x]$  (**88–89**,  $x = 1–2$ ) by substituting the Ge component for the higher homolog  $Me_2SnCl_2$  in the reaction.

**2.1.3.5 Group 15/14 adamantane-type clusters.**  $[P_4(SiR_2)_6]$  (**90–95**) adamantane-type clusters with different ligands R are formed by adding  $Cl_2SiR_2$  to a solution of Na, K and  $P_4$ .<sup>53–56</sup> A route to mixtures of such compounds with a heterogeneous ligand sphere  $[P_4(SiR_2)_{6-x}(SiR'_2)_x]$  (**90–92**, **96–105**) is by the thermolysis of  $(R_3Si)_2P-SiR'_2Cl$ .<sup>57</sup>

The germanium compound  $[P_4(GeMe_2)_6]$  (**106**, Fig. 5) is obtained by a Hg catalyzed reaction of  $Cl_2GeMe_2$ ,<sup>58,59</sup> while the heaviest congeners  $[P_4(SnR_2)_6]$  (**107–109**) were first suggested to be detected as a side product in the condensation reaction of  $PH_3$  and  $R_2SnCl_2$ .<sup>60</sup> The first larger yield synthesis and crystallographic investigation of **107** (Fig. 5) was carried out after an unexpected rearrangement of  $P(SnMe_3)_3$  catalyzed by  $[(ZnCl)_2Fe(CO)_4(THF)_2]$  was observed.<sup>61</sup>

The analogous  $[As_4(SiMe_2)_6]$  (**110**, Fig. 5) is only found as a side product in the thermolysis of  $Me_2Si(AsSiMe_3)_2$ .<sup>62,63</sup>

**2.1.4 Q/group 15 adamantane-type clusters.** Compounds with group 15 atoms in the E position are much rarer than those of the neighboring groups. They are spread around the periodic table with examples known in combination with the elements of groups 2, 8 and 11–15, of which the group 15/15 combination is the most common, comprising nearly half of all known species.

Adamantane like scaffolds are only found for the lowest homologues, with  $NR_2$ , NR,  $PR_2$  or PR making up the bulk of the known groups in the E position. Approaches to obtain those compounds are very diverse, with no unifying method between the different groups.

**2.1.4.1 Group 2/15 adamantane-type clusters.** Two studies have investigated Be/N adamantane-type clusters. One publication found the anionic azide compounds  $[(BeX)_4(N_3)_6]$  (**111–112**, Fig. 6) by reactions of  $Me_3SiN_3$  with  $(Ph_4P)_2[Be_2X_6]$ .<sup>64</sup> The other investigated the formation of amido adamantanes  $[(BeNH_3)_4(NH_2)_6]^{2+}$  (in compounds **113–118**) in liquid ammonia from elemental Be with varying counterions.<sup>65</sup>

**2.1.4.2 Transition metal/15 adamantane-type clusters.** There are only a few examples of group 15 containing adamantanes with transition metals. Two of them can be formed by the addition of  $Ph_2PH$  to a metal salt in the presence of  $^nBuLi$  to yield  $[Li(thf)_4]_2[(CdPPh_2)_4(PPh_2)_6]$  (**119**, Fig. 6) or  $[Li(thf)_4]_2[Cu_4(PPh_2)_6]$  (**120**) depending on the element used.<sup>66,67</sup> Two neutral iron clusters with a  $[Fe_4]^{6+}$  core, comprising iron centers in a formal oxidation state of +1.5 were investigated.<sup>68,69</sup> One could be obtained with a phosphide ligand,  $[Fe_4(P^iPr_2)_6]$  (**121**), and the other with a ketimide ligand,  $[Fe_4(N=CPh)_6]$  (**122**). Both are prepared in the same way as the Cd and Cu adamantanes by reacting the lithiated ligand with a metal salt.

Table 5 Adamantane-type compounds with group 15 elements in the Q position and group 14 atoms in the E position<sup>a</sup>

Compound	Reagents/conditions	Method
$[P_4(SiR_2)_6]$ ( <b>90–95</b> , $R_2 = Me_2, MeEt, Et_2, MePh, (Me)(C_2H_5), MeH$ )	1. $P_4, K, Na, DME, -78\text{ }^\circ C$ 2. $Cl_2SiR_2/DME, 24\text{ h}$	D <sup>53–56</sup>
$[P_4(SiMe_2)_{6-x}(SiEt_2)_x]$ ( <b>90, 96–100, 92</b> , $x = 0–6$ )	$(Me_3Si)_2P-SiEt_2Cl/300\text{ }^\circ C$	H <sup>57</sup>
$[P_4(SiMe_2)_{6-x}(SiMeEt)_x]$ ( <b>90, 101–105, 91</b> , $x = 0–6$ )	$(Me_3Si)_2P-SiMeEtCl/300\text{ }^\circ C$	H <sup>57</sup>
$[P_4(GeMe_2)_6]$ ( <b>106</b> )	$Me_2Ge(PH_2)_2, Hg/100\text{ }^\circ C, 24\text{ h}$	H <sup>58,59</sup>
$[P_4(SnR_2)_6]$ ( <b>107–109</b> , $R = Me, ^nBu, Ph$ )	$R_2SnCl_2, PH_3$ /or $P(SnMe_3)_3, [(ZnCl)_2Fe(CO)_4(thf)_2]/THF, 4\text{ days}$	D/J <sup>60,61</sup>
$[As_4(SiMe_2)_6]$ ( <b>110</b> )	$Me_2Si(AsSiMe_3)_2/240\text{ }^\circ C, 48\text{ h}$	H <sup>62,63</sup>

<sup>a</sup> DME = 1,2-dimethoxyethane.



**2.1.4.3 Group 13/15 adamantane-type clusters.**  $[(\text{NMe}_2)_2\text{-AlCl}]_2$  can dimerize under elimination of  $\text{NMe}_3$  to form  $[(\text{AlCl})_4(\text{NMe}_2)_4(\text{NMe}_2)]$  (**123**), with higher yields achieved in the presence of  $\text{B}_2(\text{NMe}_2)_4$ .<sup>70,71</sup> An anionic derivative  $[(\text{HAL})_4(-\text{NPh})_6\{\text{Li}(\text{OEt}_2)_3\}]^-$  (in **124**, Fig. 6) featuring a Li capped adamantane is prepared by the combination of  $\text{PhN}(\text{H})\text{Li}$  and  $\text{AlH}_3$ .<sup>72</sup>

The only known Al/P adamantane compound,  $[(\text{Ar}^{\text{Me}_6}\text{Al})_4(-\text{PH}_2)_4(\text{PH})_2]$  (**125**), is isolated after the reaction of  $\text{PH}_3$  with  $[\text{Ar}^{\text{Me}_6}\text{AlH}_2]_2$ .<sup>73</sup> An example for Ga in the Q position  $[(\text{PhGa})_4(-\text{NH}^t\text{Bu})_4(\text{N}^t\text{Bu})_2]$  (**126**) can be synthesized from  $[\text{PhGa}(\text{NMe}_2)_2]_2$  and  $\text{H}_2\text{N}^t\text{Bu}$ .<sup>74</sup>

**2.1.4.4 Group 14/15 adamantane-type clusters.** Group 14/15 adamantanes have been investigated for  $\text{E} = \text{P}$ .  $[(\text{PhSi})(\text{PPh})_6]$  (**127**) and its germanium congener (**128**) are obtainable by a simple condensation reaction of  $\text{PhQCl}_3$  and  $\text{K}_2\text{PPh}$ .<sup>75</sup> The same principle can be used for the synthesis of  $[(^t\text{PrSi})_4(\text{PH})_6]$  (**129**, Fig. 6).<sup>76</sup> Another synthesis method, utilizing preformed fragments  $[\text{Li}(\text{tmeda})]_2[\text{C}_6\text{H}_4(\text{PSiMe}_3)_2\text{-1,2}]$  with  $\text{Si}^t\text{BuCl}_3$ , leads to the formation of the asymmetrical  $[(\text{C}_6\text{H}_4\{\text{P}(\text{Si}^t\text{BuP})\text{1,2}\})_3(\text{Si}^t\text{Bu})]$  (**130**).<sup>77</sup>

**2.1.4.5 Group 15/15 adamantane-type clusters.** Compounds of the type  $[\text{P}_4(\text{NR})_6]$  form the vast majority of clusters within this group combination. They are mostly obtained by condensation reactions of  $\text{PCl}_3$  with  $\text{RNH}_2$  (**131–133**),<sup>78–81</sup> a synthesis strategy which also works when substituting  $\text{PCl}_3$  for  $\text{AsCl}_3$  to form the lesser investigated congeners  $[\text{As}_4(\text{NR})_6]$  (**134–136**, Fig. 6).<sup>82,83</sup> Notably, another method of achieving an adamantane-type topology is a reaction starting from a precursor featuring a  $\text{P}_2\text{N}_2$  four membered ring,  $\text{ClP}(\text{N}^i\text{Pr})_2\text{-PN}^i\text{PrSiMe}_3$ , which dimerizes when heated to form the so called double decker-type cluster  $[\text{P}_4(\text{N}^i\text{Pr})_6]$ , an isomer to the adamantane-type architecture consisting of two four membered rings bridged by two bridging atoms.<sup>84,85</sup> This cluster will in turn rearrange to the adamantane compound (**137**); an isomerization that also plays a major role in the chemistry of group 14/16 adamantane-type structures and for one Mn/O cluster. The same rearrangement from the double decker was required to form  $[\text{P}_4(\text{N}^t\text{Bu})_6]$  (**138**), albeit that ball milling was needed instead of higher temperatures to prompt the rearrangement.<sup>86</sup>

These compounds can be used as precursors in ligand addition reactions to the pnictogen. The first one investigated

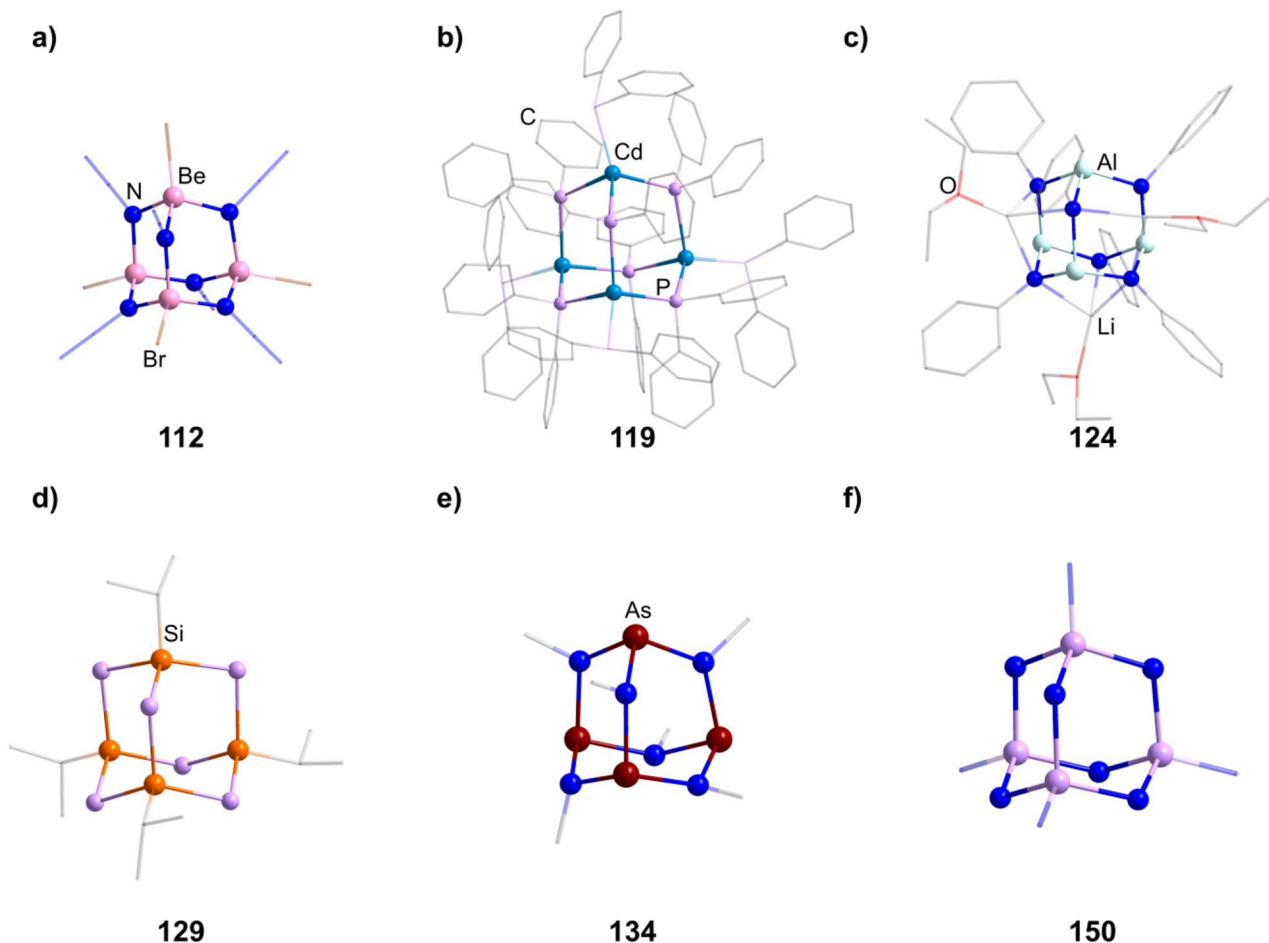


Fig. 6 Examples of adamantane-type compounds with group 15 atoms in E position:  $(\text{Ph}_4\text{P})_2[(\text{Be}_4\text{Br})_4(\text{N}_3)_6]$  (**112**, top left (a)),  $[\text{Li}(\text{thf})_2]_2[(-\text{CdPPh}_2)_4(\text{PPh}_2)_6]$  (**119**, top center (b)),  $[\text{Li}(\text{OEt}_2)_3][(\text{HAL})_4(\text{NPh})_6\{\text{Li}(\text{OEt}_2)_3\}]$  (**124**, top right (c)),  $[(^t\text{PrSi})_4(\text{PH})_6]$  (**129**, bottom left (d)),  $[\text{As}_4(\text{NMe})_6]$  (**134**, bottom center (e)) and  $\text{Na}_{10}[\text{P}_4(\text{NH})_6\text{N}_4](\text{NH}_2)_6(\text{NH}_3)_{0.5}$  (**150**, bottom right (f)). Hydrogen atoms and counterions, if present, are omitted for clarity.



was the addition of MeI resulting in  $[P_3(PMe)(NMe)_6Me]I$  (**139**).<sup>78,79,87</sup> Adding S or O atoms in the form of  $Me_3NO$  or elemental sulfur leads to  $[(OP)_4(NR)_6]$  (**140**) or  $[(SP)_4(NR)_6]$  (**141**) respectively. The addition of sulfur can be carried out stepwise to achieve the desired degree of sulfurization (**142–145**).<sup>80,88–93</sup> The addition of transition metal moieties was also realized by reactions with  $[Ni(CO)_4]$  to **131** and **134**, resulting in adamantanes with terminal  $Ni(CO)_3$  groups (**146** and **147**).<sup>94</sup> The ligand sphere on the phosphorous atom can also be expanded stepwise by introducing a  $SiMe_3$  group in  $[(PNSiMe_3)_4(NMe)_6]$  (**148**), which can subsequently be exchanged for  $PPh_3$  (**149**).<sup>95</sup> Lastly, purely inorganic and anionic clusters were obtained by the rearrangement of  $P_3N_5$  with addition of alkaline metal  $NH_2$  salts to yield cluster cores  $[(PN)_4N_6]$  (**150–151**, Fig. 6) with different degrees of protonation.<sup>96,97</sup>

**2.1.5 Q/group 16 adamantane-type clusters.** A group 16 element is the most common atom in the E position of

inorganic adamantane-type structures. Examples are known for all groups 2–15 (with the notable exception of monomeric group 10 adamantanes) as well as lanthanides. Most often, the chemistry of the oxo-adamantanes is quite different from its higher congeners, stemming from the unique properties of the elements in the second period. Groups 2 and 4–6 nearly exclusively feature compounds with O atoms in the E position, while the reverse case is observed in the groups 11, 12 and 14, which mainly comprise S, Se and Te. There are a few reoccurring structural motifs and synthetic approaches, especially for clusters with the heavier elements S, Se and Te. One family of chalcogenolate compounds  $[(QER)_4(ER)_6]^q$  with differing charges  $q$  can often be isolated from simple transition metal salts (groups 7–9 and 11–12) and deprotonated chalcogenols, either through *in situ* deprotonation or by using metal salts. A variant comprising halides X  $[(QX)_4(ER)_6]^q$  or other ligands in the X position is sometimes achievable by the choice of the

Table 6 Adamantane-type compounds with group 15 atoms in E position<sup>a</sup>

Compound	Reagents/conditions	Method
$(Ph_4P)_2[(BeCl)_4(N_3)_6]$ ( <b>111</b> )	$Me_3SiN_3$ , $(Ph_4P)_2[Be_2Cl_6]/CH_2Cl_2$ , 2 days	C <sup>64</sup>
$(Ph_4P)_2[(Be_4Br)_4(N_3)_6]$ ( <b>112</b> )	$Me_3SiN_3$ , $(Ph_4P)_2[Be_2Br_6]/CH_2Br_2$ , 2 days	C <sup>64</sup>
$[(BeNH_3)_4(NH_2)_6]Cl_2$ ( <b>113</b> )	$BeCl_2$ , $Be/NH_3$ , 2 days	B <sup>65</sup>
$[(BeNH_3)_4(NH_2)_6]Br_2$ ( <b>114</b> )	$BeBr_2$ , $Be/NH_3$ , 2 days	B <sup>65</sup>
$[(BeNH_3)_4(NH_2)_6]I_2$ ( <b>115</b> )	$NH_4I$ , $Be/NH_3$ , 29 days	B <sup>65</sup>
$[(BeNH_3)_4(NH_2)_6](CN)_2$ ( <b>116</b> )	$Me_3SiCN$ , $Be/NH_3$ , 2 days	B <sup>65</sup>
$[(BeNH_3)_4(NH_2)_6](SCN)_2$ ( <b>117</b> )	$NH_4SCN$ , $Be/NH_3$ , 4 days	B <sup>65</sup>
$[(BeNH_3)_4(NH_2)_6](N_3)_2$ ( <b>118</b> )	$Me_3SiN_3$ , $Be/NH_3$ , 4 days	B <sup>65</sup>
$[Li(thf)_4]_2[CdPPh_2]_4[PPh_2]_6$ ( <b>119</b> )	<sup>n</sup> BuLi, $Ph_2PH$ , $[Cd\{N(SiMe_3)_2\}_2]/THF$ , 80 °C to RT, 12 h	C <sup>66</sup>
$[Li(thf)_4]_2[Cu_4(PPh_2)_6]$ ( <b>120</b> )	<sup>n</sup> BuLi, $Ph_2PH$ , $CuCN/toluene$ , –78 °C	C <sup>67</sup>
$[Fe_4(P^iPr_2)_6]$ ( <b>121</b> )	$[FeBr_2(thf)_2]$ , <sup>i</sup> Pr <sub>2</sub> PLi/DME, RT	C <sup>68</sup>
$[Fe_4(N=CPh_2)_6]$ ( <b>122</b> )	$FeBr_2$ , $LiN=CPh_2$ , $Zn/THF$ , –25 °C to RT, 18 h	C <sup>69</sup>
$[AlCl]_4(NMe_2)_4(NMe)_2$ ( <b>123</b> )	$(NMe_2)_2AlCl$ , $B_2(NMe_2)_4/240$ °C, 10 h	B <sup>70,71</sup>
$[Li(OEt)_2]_3[(HAL)_4(NPh)_6Li(OEt)_2]_3$ ( <b>124</b> )	$PhN(H)Li$ , $H_3Al \cdot N(Me)C_5H_8/Et_2O$	D <sup>72</sup>
$[Ar^{Me_6}Al]_4(PH_2)_4(PH_2)_2$ ( <b>125</b> )	$(Ar^{Me_6}AlH_2)_2$ , $PH_3/toluene$ , 80 psi, 24 h	G <sup>73</sup>
$[PhGa]_4(NH^iBu)_4(N^iBu)_2$ ( <b>126</b> )	$[PhGa(NMe_2)_2]_2$ , $H_2N^iBu/2$ h	C <sup>74</sup>
$[PhSi]_4(PPh)_6$ ( <b>127</b> )	$PhSiCl_3$ , $K_2PPh/C_6H_6$ , $Et_2O$ , DME, 10 h	D <sup>75</sup>
$[PhGe]_4(PPh)_6$ ( <b>128</b> )	$PhGeCl_3$ , $K_2PPh/C_6H_6$ , $Et_2O$ , DME, 10 h	D <sup>75</sup>
$[^iPrSi]_4(PH)_6$ ( <b>129</b> )	$Li[Al(PH_2)_4]$ , <sup>i</sup> PrSiCl <sub>3</sub> /1,2-DME, –30 °C, 3 h	C <sup>76</sup>
$[C_6H_4]_4P(Si^iBuP)_{1,2,3}(Si^iBu)$ ( <b>130</b> )	$[Li(tmeda)]_2[C_6H_4(PSiMe_3)_{2-1,2}]$ , $Si^iBuCl_3/THF$ , –78 °C	J <sup>77</sup>
$[P_4(NMe)_6]$ ( <b>131</b> )	$MeNH_2$ , $PCL_3/-78$ °C to RT, 4 days	G <sup>78,79</sup>
$[P_4(NEt)_6]$ ( <b>132</b> )	$PCL_3$ , $EtNH_2/-60$ °C to 150 °C	G <sup>80,81</sup>
$[P_4(NBn)_6]$ ( <b>133</b> )	$PCL_3$ , <sup>n</sup> BuLi, $BnNH_2$ , $NEt_3/THF$ , –60 °C to RT, 5 days	D <sup>81</sup>
$[As_4(NMe)_6]$ ( <b>134</b> )	$AsCl_3$ , $MeNH_2/C_6H_6$ , 0 °C, 1 h	G <sup>82,83</sup>
$[As_4(N^iPr)_6]$ ( <b>135</b> )	$AsCl_3$ , <sup>i</sup> PrNH <sub>2</sub> /pentane, 1 h	D <sup>82</sup>
$[As_4(N^nBu)_6]$ ( <b>136</b> )	$AsCl_3$ , <sup>n</sup> BuNH <sub>2</sub> /C <sub>6</sub> H <sub>6</sub> , 60 °C, 30 min	D <sup>82</sup>
$[P_4(N^iPr)_6]$ ( <b>137</b> )	1. $ClP(N^iPr)_2PN^iPrSiMe_3/MeCN$ , 82 °C, 15 h 2. 158 °C, 3 days	K <sup>84,85</sup>
$[P_4(N^iBu)_6]$ ( <b>138</b> )	$[P_4(N^iBu)_6]$ (double decker isomer), $LiCl$ /ball milling, 90 min	M <sup>86</sup>
$[P_3(PMe)(NMe)_6Me]I$ ( <b>139</b> )	$[P_4(NMe)_6]$ ( <b>131</b> ), $MeI/0$ °C	P <sup>78,79,87</sup>
$[(SP)_4(NEt)_6]$ ( <b>140</b> )	$[P_4(NEt)_6]$ ( <b>132</b> ), $S/toluene$ , 95 °C, 9 h	P <sup>80</sup>
$[(OP)_4(NMe)_6]$ ( <b>141</b> )	$[P_4(NMe)_6]$ ( <b>131</b> ), $Me_3NO/C_6H_6$ , 12 h	P <sup>90,91</sup>
$[P_n(SP)_{4-n}(NMe)_6]$ ( <b>142–145</b> , $n = 1–4$ )	$[P_4(NMe)_6]$ ( <b>131</b> ), S or $[P_4(NMe)_6]$ ( <b>131</b> ), $S/CS_2$ , –20 °C, 12 h	P <sup>88–93</sup>
$[(CO)_3NiP]_4(NMe)_2$ ( <b>146</b> )	$[P_4(NMe)_6]$ ( <b>131</b> ), $[Ni(CO)_4]$ /3 h	P <sup>94</sup>
$[(CO)_3NiAs]_4(NMe)_2$ ( <b>147</b> )	$[As_4(NMe)_6]$ ( <b>134</b> ), $[Ni(CO)_4]/CHCl_3$ , 3 h, 5 min	P <sup>94</sup>
$[(PNSiMe_3)_4(NMe)_6]$ ( <b>148</b> )	$[P_4(NMe)_6]$ ( <b>131</b> ), $Me_3SiN_3/toluene$ , 100 °C, 12 weeks	P <sup>95</sup>
$[PNPPh_3]_4(NMe)_6$ ( <b>149</b> )	$[(PNSiMe_3)_4(NMe)_6]$ ( <b>148</b> ), $Ph_3PBr_2/MeCN$ , 55 °C, 3 days	P <sup>95</sup>
$Na_{10}[P_4(NH)_6N_4](NH_2)_6(NH_3)_{0.5}$ ( <b>150</b> )	$P_3N_5$ , $NaNH_2/600$ °C, 5 days	A <sup>96</sup>
$Rb_8[(PNH)_4N_6](NH_2)_2$ ( <b>151</b> )	$P_3N_5$ , $RbNH_2/400$ °C, 5 days	A <sup>97</sup>

<sup>a</sup>  $Ar^{Me_6} = C_6H_3-2,6(C_6H_2-2,4,6-Me_3)_2$ .



correct precursor salt or counterion, as well as by exchanging a chalcogenolate in this terminal position.

Chalcogenide adamantane-type clusters of the general composition  $[(QR_{0-3})_4E_6]^q$  are found in a large family of compounds of the groups 13 and 14 as well as a single example with Ru. They are obtainable by condensation reactions using a metal (pseudo)halide and a chalcogenide source such as alkaline metal chalcogenides,  $H_2E$  or  $(SiMe_3)_2E$ .

An additional family of purely inorganic adamantane-type clusters  $[Q_4E_{10}]$  is found for the groups 13–15. They are mostly accessible from the elements and simple salts by Methods A–C or by extracting alloys in accordance with Method E.

**2.1.5.1 Group 2/16 adamantane-type clusters.** In group 2, a Be hydroxide cluster  $Na_2[(BeOH)_4(OH)_6]$  (**152**) is reported to form from  $BeSO_4$  in basic aqueous solution.<sup>98</sup> Two further oxygen centered species are obtainable with Ba. One,  $[(\mu_4-O)Ba_4(\mu-OC_6H_2(CH_2NMe_2)_{3-2,4,6})_6]$  (**153**, Fig. 7), is formed with a tridentate ligand, which both delivers the oxygen in the E position and coordinates to the two closest barium atoms *via* nitrogen atoms.<sup>99</sup> The other is obtained from a Ba dimer  $[Ba\{N(SiMe_3)_2\}_2]_2$  assembling around  $(mes)_2BOH$  to form  $[(\mu_4-O)Ba_4\{OB(mes)_2\}_6]$  (**147**).<sup>100</sup>

**2.1.5.2 Group 3/16 adamantane-type clusters.**  $[(\mu_4-S)(Tp^{Me_2}Y)_4(SBn)_6]$  (**154**, Fig. 7) is a unique compound in two

ways, as it is both the only group 3 and S centered compound in this review.<sup>101</sup> It is created by adding the Y complex  $[Tp^{Me_2}YBn_2(thf)]$  with a tridentate ligand to elemental sulfur, which creates the cluster in a redox reaction.

**2.1.5.3 Group 4/16 adamantane-type clusters.** All but one literature known compound in this category feature a  $Ti^{IV}_4O_6$  core. The first two examples were cationic in nature,  $[(TiL_3)_4O_6]^{4+}$ , with each Ti exhibiting three bonds to neutral ligands L. For  $[\{Ti(TACN)\}_4O_6]Br_4$  (**156**, TACN = 1,4,7-triazacyclononane), this was achieved by hydrolysis of  $TiO(acac)_2$  in the presence of TACN and NaBr,<sup>102</sup> while the second example  $[\{Ti(dmsO)_3\}_4O_6]Cl_4$  (**157**) was generated in a solution of  $TiCl_4$ ,  $Na_2S_4$  and  $PPh_3$  in DMSO under partial decomposition of the solvent to yield the required oxygen atoms.<sup>103</sup>

A larger family of neutral compounds contains derivatives of cyclopentadienyl at the Ti centers  $[(TiCp^R)_4O_6]$  (**158–164**, **158** in Fig. 7), mainly obtained through hydrolysis of various Ti cyclopentadienyl complexes or through reactions with other O sources.<sup>104–108</sup>

More complex neutral clusters are isolated when the  $Ti_4O_6$  is formally extended by additional M/O fragments. This could be observed for  $[Ti_4(dmae)_6(OH)(O)_6Cu_6(benzoate)_9]$  (**165**, dmae = *N,N*-dimethylaminoethanolate) and its methyl derivative (**166**).<sup>109</sup> They form from the respective hydrated Cu benzoates

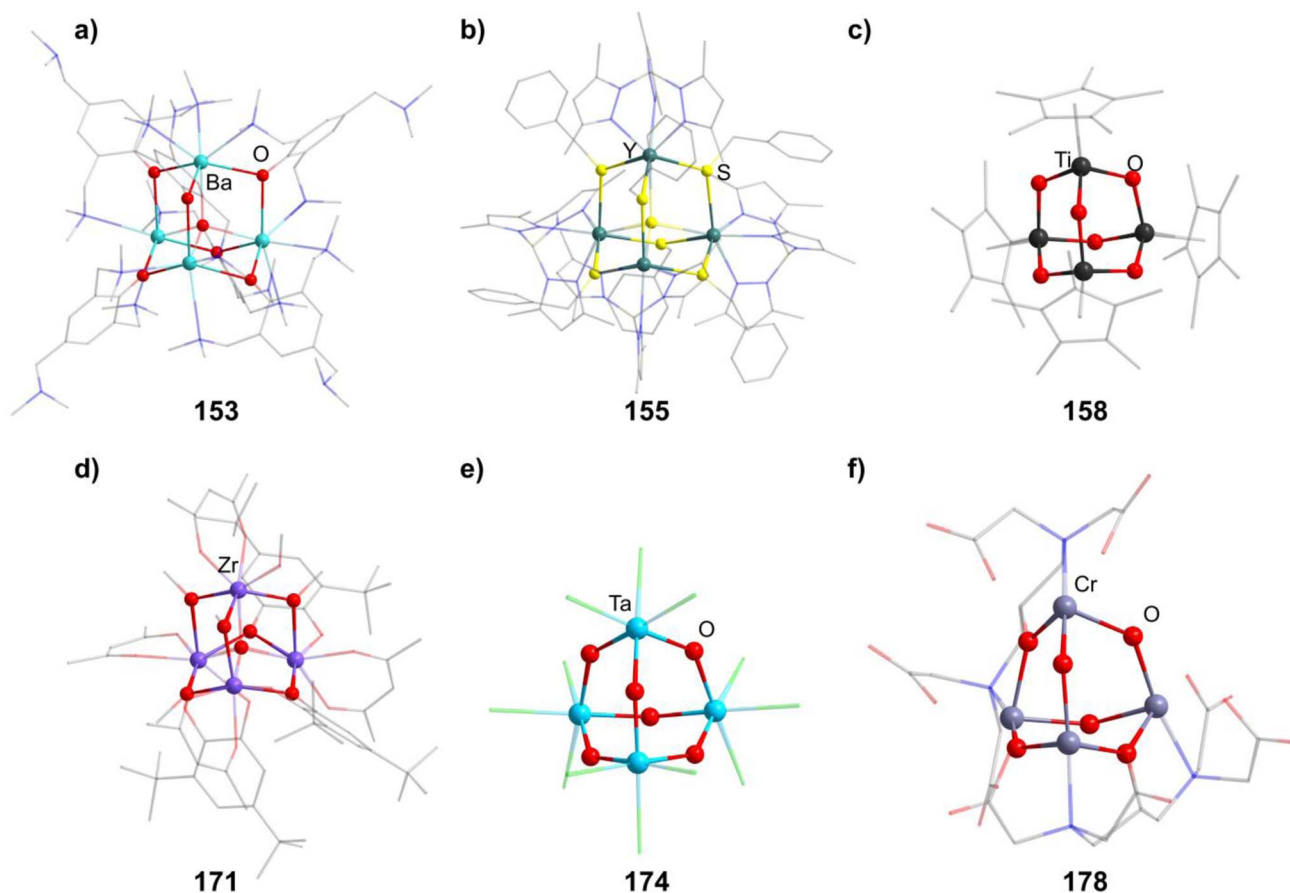


Fig. 7 Examples of adamantane-type compounds with group 2–6 elements in Q position and group 16 atoms in the E position:  $[(\mu_4-O)Ba_4(\mu-OC_6H_2(CH_2NMe_2)_{3-2,4,6})_6]$  (**153**, top left (a)),  $[(\mu_4-S)(Tp^{Me_2}Y)_4(SBn)_6]$  (**155**, top center (b)),  $[(TiCp^*)_4O_6]$  (**158**, top right (c)),  $[(\mu_4-O)\{Zr(acac)\}_4\{-Zr(OMe)(acac)\}(DBcat)_3(OMe)_3]$  (**171**, bottom left (d)),  $[K-18-crown-6]_4[(TaCl_3)_4O_6]$  (**174**, bottom center (e)) and  $(enH_2)[Cr_4(OH)_4(hpda)_2]$  (**178**, bottom right (f)). Hydrogen atoms and counterions, if present, are omitted for clarity.



and  $\text{Ti}(\text{dmae})_4$  in toluene and feature different coordination modes of the Cu/O fragments.

Two isostructural compounds  $[\{\text{Ti}(\text{thf})_4\text{O}_6\text{M}_2(\text{TFA})_8(\text{thf})_2\}]$  (167–168, M = Fe, Cd; TFA = trifluoroacetic acid) show a symmetric buildup, with the M centers being connected to opposing oxygen atoms in E position and *via* four TFA groups each to the neighboring Ti centers.<sup>110,111</sup> They are obtained from  $[\text{Fe}_3\text{O}(\text{OAc})_6(\text{H}_2\text{O})_3]\text{NO}_3$  (OAc = acetate) or  $[(\text{OAc})_2\text{Cd}(\text{H}_2\text{O})_2]$ , and after addition of a Ti complex and TFA in THF.

A highly charged anion  $[\text{Ti}_4\text{O}_6(\text{Hcit})_3(\text{cit})]^{9-}$  (in 169,  $\text{H}_4\text{cit}$  = citric acid) is crystallized from a reactive solution of citric acid and  $[\text{Ti}^{\text{I}}\text{PrO}]_4$  in a  $\text{H}_2\text{O}/\text{THF}$  mix. The addition of  $[\text{Co}(\text{NH}_3)_6]\text{Cl}_3$  yields the cobaltate salt, which can be converted to the Na analog (170) by ion exchange chromatography.<sup>112</sup>

$[(\mu_4\text{-O})\{\text{Zr}(\text{acac})\}_4\{\text{Zr}(\text{OMe})(\text{acac})\}(\text{DBcat})_3(\text{OMe})_3]$  (171, acac = acetylacetonate,  $\text{H}_2\text{DBcat}$  = 3,5-di-*tert*-butylcatechol, Fig. 7), hydrolytically obtained from  $[\text{Zr}_2(\text{acac})_4(\text{DBcat})_2]$ , is a singular Zr example in this group in which half of the E positions are occupied by methoxy groups and half of them by DBcat groups, which also coordinate to one Zr center each.<sup>113</sup>

**2.1.5.4 Group 5/16 adamantane-type clusters.** There are only three unrelated examples of different group 5 oxides in this group.

The vanadium species  $[(\text{VCp}^*)_4\text{O}_6]$  (172) stems from a rearrangement of the trimeric species  $[\text{Cp}^*\text{V}(\text{O})(\mu\text{-O})_3]$  after addition of  $\text{PMe}_2\text{Ph}$ .<sup>114</sup>

The cluster compound  $[\{\text{HBO-3,5-}^t\text{Bu}_2\text{NbCl}_4\}_4\text{O}_6]$  (173, HBO = 2-(2'-Hydroxyphenyl)benzoxazole) is the simple hydrolysis product of  $[\text{HBO-3,5-}^t\text{Bu}_2\text{NbCl}_4]$ .<sup>115</sup>

Using a water containing sample of 18-crown-6 in a reaction of  $\text{TaCl}_5$  and  $\text{K}_2\text{S}_5$  generates the heaviest congener  $[\text{K-18-crown-6}]_4[(\text{TaCl}_3)_4\text{O}_6]$  (174, Fig. 7) with an anionic cluster scaffold.<sup>116</sup>

**2.1.5.5 Group 6/16 adamantane-type clusters.** Two cationic hydroxo clusters of the type  $[(\text{Cr})_4(\text{OH})_6]^{q+}$  (in 175–177) can be obtained by hydrolysis of Cr precursor complexes.<sup>117,118</sup> In the case of a combination of  $\text{CrCl}_3$  and the pentadentate ligand hpdta ( $\text{H}_5\text{hpdta}$  = hydroxypropanediaminotetraacetic acid), a compound with the cationic cluster  $[\text{Cr}_4(\mu\text{-OH})_4(\text{hpdta})_2]^{2+}$  (in 178, Fig. 7) was isolated, in which two of the oxygen atoms in E position stem from the hpdta ligands.<sup>119</sup>

Table 7 Adamantane-type compounds with group 2–6 elements in the Q-position and group 16 atoms in the E-position<sup>a</sup>

Compound	Reagents/conditions	Method
$\text{Na}_2[(\text{BeOH})_4(\text{OH})_6]$ (152)	$\text{BeSO}_4$ , $\text{Ba}(\text{OH})_2$ , $\text{NaOH}/\text{H}_2\text{O}$ , pH 13.2, 18 h	C <sup>98</sup>
$[(\mu_4\text{-O})\text{Ba}_4(\mu\text{-OC}_6\text{H}_2(\text{CH}_2\text{NMe}_2)_{3-2,4,6})]$ (153)	$\text{K}[(\text{OC}_6\text{H}_2(\text{CH}_2\text{NMe}_2)_{3-2,4,6})]$ , $\text{Ba}_2/\text{toluene}$	K <sup>99</sup>
$[(\mu_4\text{-O})\text{Ba}_4\{\text{OB}(\text{mes})_2\}_6]$ (154)	$(\text{mes})_2\text{BOH}$ , $[\text{Ba}\{\text{N}(\text{SiMe}_3)_2\}_2]$	C <sup>100</sup>
$[(\mu_4\text{-S})(\text{Tp}^{\text{Me}_2}\text{Y})_4(\text{Sbn})_6]$ (155)	S, $[\text{Tp}^{\text{Me}_2}\text{YBn}_2(\text{thf})]/\text{THF}$ , RT, 18 h	C <sup>101</sup>
$[\{\text{Ti}(\text{TACN})\}_4\text{O}_6]\text{Br}_4$ (156)	$\text{TiO}(\text{acac})_2$ , 9aneN <sub>3</sub> , $\text{NaBr}/\text{Me}_2\text{CO}$ , $\text{H}_2\text{O}$ , 50 °C, 30 min	I <sup>102</sup>
$[\{\text{Ti}(\text{dmso})_3\}_4\text{O}_6]\text{Cl}_4$ (157)	$\text{Na}_2\text{S}_4$ , PPh <sub>4</sub> , $\text{TiCl}_4/\text{DMSO}$ , RT	C <sup>103</sup>
$[\{\text{TiCp}^*\}_4\text{O}_6]$ (158)	$\text{Cp}^*\text{TiCl}_3$ , $\text{NH}_4\text{OH}/\text{toluene}$ , RT, 3 days or $\text{Cp}^*\text{Ti}(\text{OMe})_3/\text{H}_2\text{O}$ , RT	I <sup>104,105</sup>
$[\{\text{TiCp}^{\text{Ph}}\}_4\text{O}_6]$ (159)	$\text{Cp}^{\text{Ph}}\text{Ti}(\text{OMe})_3/\text{Me}_2\text{CO}$ , $\text{H}_2\text{O}$ , 100 °C, 30 min	I <sup>106</sup>
$[\{\text{Ti}(\eta^5\text{-C}_5\text{Me}_4\text{SiMe}_2\text{NHNMe}_2)\}_4\text{O}_6]$ (160)	$[(\eta^5\text{-C}_5\text{Me}_4\text{SiMe}_2(\text{NNMe}_2))\text{Ti}(\text{NMe}_2)/\text{H}_2\text{O}$ , toluene, RT, 5 h	I <sup>107</sup>
$[\{\text{Ti}(\text{OHf})\}_4\text{O}_6]$ (161)	$[(\text{OHf})\text{Ti}(\text{OMe})_3]/\text{Me}_2\text{CO}$ , $\text{H}_2\text{O}$ 56 °C	I <sup>106</sup>
$[\{\text{Ti}(\eta^5\text{-C}_5\text{Me}_4\text{SiMe}_3)\}_4\text{O}_6]$ (162)	$(\eta^5\text{-C}_5\text{Me}_4\text{SiMe}_3)_2\text{Ti}(\text{O})/\text{pentane}$ , RT, 2 weeks	J <sup>108</sup>
$[\{\text{Ti}(\eta^5\text{-C}_5\text{Me}_4\text{SiMe}_2\text{Ph})\}_4\text{O}_6]$ (163)	$(\eta^5\text{-C}_5\text{Me}_4\text{SiMe}_2\text{Ph})_2\text{Ti}(\text{O})/\text{pentane}$ , RT, 2 weeks	J <sup>108</sup>
$[\{\text{Ti}(\eta^5\text{-C}_5\text{Me}_4\text{Pr})\}_4\text{O}_6]$ (164)	$(\eta^5\text{-C}_5\text{Me}_4\text{Pr})_2\text{Ti}(\text{O})$ , $\text{Na}_2\text{O}_2/\text{THF}$ , RT, overnight	I <sup>108</sup>
$[\text{Ti}_4(\text{dmae})_6(\text{OH})(\text{O})_6\text{Cu}_6(\text{benzoate})_9]$ (165)	$\text{Cu}(\text{benzoate})_2 \cdot 2\text{H}_2\text{O}$ , $\text{Ti}(\text{dmae})_4/\text{toluene}$ , RT, 2 h	C <sup>109</sup>
$[\text{Ti}_4(\text{dmae})_6(\text{OH})(\text{O})_6\text{Cu}_6(2\text{-methylbenzoate})_9]$ (166)	$\text{Cu}(2\text{-methylbenzoate})_2 \cdot 2\text{H}_2\text{O}$ , $\text{Ti}(\text{dmae})_4/\text{toluene}$ , RT, 2 h	C <sup>109</sup>
$[\{\text{Ti}(\text{thf})_4\text{O}_6\text{Fe}_2(\text{TFA})_8(\text{thf})_2]$ (167)	$[\text{Fe}_3\text{O}(\text{OAc})_6(\text{H}_2\text{O})_3]\text{NO}_3$ , $[(\text{EtOEtO})_4\text{Ti}]$ , TFA/THF, RT, 1 h	J <sup>110</sup>
$[\{\text{Ti}(\text{thf})_4\text{O}_6\text{Cd}_2(\text{TFA})_8(\text{thf})_2]$ (168)	$[(\text{OAc})_2\text{Cd}(\text{H}_2\text{O})_2]$ , $[\text{Ti}^{\text{I}}\text{PrO}]_4$ , TFA/THF, RT, 4 h	C <sup>111</sup>
$[\text{Co}(\text{NH}_3)_6]_3[\text{Ti}_4\text{O}_6(\text{Hcit})_3(\text{cit})]$ (169)	$[\text{Ti}^{\text{I}}\text{PrO}]_4$ , $\text{H}_4\text{cit}$ , $[\text{Co}(\text{NH}_3)_6]\text{Cl}_3/\text{THF}$ , $\text{H}_2\text{O}$ , 90 °C 1 h	I <sup>112</sup>
$\text{Na}_9[\text{Ti}_4\text{O}_6(\text{Hcit})_3(\text{cit})]$ (170)	$[\text{Co}(\text{NH}_3)_6]_3[\text{Ti}_4\text{O}_6(\text{Hcit})_3(\text{cit})]$ (169)/ion exchange chromatography	O <sup>112</sup>
$[(\mu_4\text{-O})\{\text{Zr}(\text{acac})\}_4\{\text{Zr}(\text{OMe})(\text{acac})\}(\text{DBcat})_3(\text{OMe})_3]$ (171)	$[\text{Zr}_2(\text{acac})_4(\text{DBcat})_2]/\text{CH}_2\text{Cl}_2$ , MeOH, $\text{H}_2\text{O}$ , RT	I <sup>113</sup>
$[(\text{VCp}^*)_4\text{O}_6]$ (172)	$[\text{Cp}^*\text{V}(\text{O})(\mu\text{-O})_3]$ , $\text{PMe}_2\text{Ph}/\text{THF}$	J <sup>114</sup>
$[\{\text{HBO-3,5-}^t\text{Bu}_2\text{NbCl}_4\}_4\text{O}_6]$ (173)	$\text{HBO-3,5-}^t\text{Bu}_2\text{NbCl}_4$ , $\text{H}_2\text{O}/\text{Toluene}$ , THF, RT, 12 h	I <sup>115</sup>
$[\text{K-18-crown-6}]_4[(\text{TaCl}_3)_4\text{O}_6]$ (174)	$\text{K}_2\text{S}_5$ , $\text{TaCl}_5$ , 18-crown-6, $\text{H}_2\text{O}/\text{CH}_2\text{Cl}_2$ , RT, 20 h	I <sup>116</sup>
$[(\text{Cp}^*\text{Cr})_4(\text{OH})_6][\text{Cp}^*\text{Cr}(\text{CO})_3]$ (175)	$[(\text{Cp}^*)_2\text{Cr}_2(\text{CO})_4]/\text{H}_2\text{O}$ , toluene, 111 °C, 24 h	I <sup>117</sup>
$[(\text{Cp}^*\text{Cr})_4(\text{OH})_6][\text{BF}_4]_2$ (176)	$[(\text{Cp}^*\text{Cr})_4(\text{OH})_6][\text{Cp}^*\text{Cr}(\text{CO})_3]$ (175), $\text{H}[\text{BF}_4]$	J <sup>117</sup>
$[\{\text{Cr}(\text{tach})\}_4(\text{OH})_6][\text{ClO}_4]_n(\text{CF}_3\text{SO}_3)_{6-n}$ (177)	$[\text{Cr}(\text{tach})(\text{CF}_3\text{SO}_3)_3]$ , $\text{NaOH}/\text{H}_2\text{O}$	I <sup>118</sup>
$(\text{enH}_2)[\text{Cr}_4(\text{OH})_4(\text{hpdta})_2]$ (178)	$\text{H}_5\text{hpdta}$ , en, $\text{CrCl}_3/\text{H}_2\text{O}$ , 85 °C, 24 h	K <sup>119</sup>
$[\{\text{MoO}(\text{IPAP})\}_4\text{O}_6]$ (179)	1. HIPAP, $[\text{MoO}_2\text{Br}_2(\text{DMSO})_2]$ , $\text{NET}_3$ , $\text{PMe}_3/\text{MeOH}$ , RT, 18 h 2. $\text{PMe}_3/\text{toluene}$ , RT, 18 h	I <sup>120</sup>
$[\{\text{W}(\text{O})(\text{tdmap})\}_4\text{O}_6]$ (180)	$[\text{W}(\text{O})(\text{OPr}^i)_4]$ , $\text{Htdmap}/\text{toluene}$ , $\text{H}_2\text{O}$ , $^i\text{PrOH}$ , reflux, 24 h	I <sup>121</sup>
$[\{\text{W}(\text{O})(\text{S-Phoz})\}_4\text{O}_6]$ (181)	$[\text{W}(\text{CO})(\text{C}_2\text{Me}_2)(\text{S-Phoz})_2]$ , pyridine- <i>N</i> -Oxide/ $\text{CH}_2\text{Cl}_2$ , RT, 24 h	J <sup>124</sup>
$[\{\text{WPMe}_2\text{Ph}\}_4\text{S}_6]$ (182)	$[\text{W}_4(\mu_3\text{-S})_2(\mu\text{-S})_4\text{Cl}_2(\text{PMe}_2\text{Ph})_6]$ , $\text{Na}(\text{Hg})/\text{THF}$ , 8 h	J <sup>123</sup>

<sup>a</sup> mes = 2,4,6-Me<sub>3</sub>-C<sub>6</sub>H<sub>2</sub>,  $\text{Tp}^{\text{Me}_2}$  = tri(3,5 dimethylpyrazolyl)borate, TACN = 1,4,7-triazacyclononane, DMSO = dimethyl sulfoxide,  $\text{Cp}^{\text{Ph}}$  = C<sub>5</sub>Me<sub>4</sub>Ph, OHf = 1,2,3,4,5,6,7,8-octahydrofluorenyl, dmae = *N,N*-dimethylaminoethanolate, TFA = trifluoroacetic acid,  $\text{H}_4\text{cit}$  = citric acid,  $\text{H}_2\text{DBcat}$  = 3,5-di-*tert*-butylcatechol, HBO = 2-(2'-hydroxyphenyl)benzoxazole, tach = 1,3,5-triaminocyclohexane, en = ethylenediamine,  $\text{H}_5\text{hpdta}$  = hydroxypropanediaminotetraacetic acid, HIPAP = *N*-(*tert*-butyl)-3-((3,5-di-*tert*-butyl-2-hydroxybenzylidene)amino)propanamide,  $\text{tdmap}$  = OC(CH<sub>2</sub>NMe<sub>2</sub>)<sub>3</sub>, S-Phoz = 2-(4',4'-dimethylloxazoline-2'-yl)thiophenolate.





The only known Mo congener  $[\{\text{Mo}(\text{IPAP})\}_4\text{O}_6]$  (**179**, HIPAP = *N*-(*tert*-butyl)-3-((3,5-di-*tert*-butyl-2-hydroxybenzylidene)amino)-propanamide) is formed as a side product during the reduction of the complex  $[\text{Mo}(\text{O})_2(\text{IPAP})_2]$  using  $\text{PPh}_3$  and could only be isolated in trace amounts.<sup>120</sup>

Two structurally related oxo clusters of tungsten,  $[\{\text{W}(\text{O})(\text{tdmap})\}_4\text{O}_6]$  (**180**,  $\text{tdmap} = \text{OC}(\text{CH}_2\text{NMe}_2)_3$ ) and  $[\{\text{W}(\text{O})(\text{S-Phoz})\}_4\text{O}_6]$  (**181**,  $\text{S-Phoz} = 2$ -(4',4'-dimethyloxazoline-2'-yl)thiophenolate), are known in the literature.<sup>121,122</sup> The first from a reaction of  $[\text{W}(\text{O})(\text{O}^i\text{Pr})_4]$  with Htdmap in the presence of water and the second by rearrangement of the complex  $[\text{W}(\text{CO})(\text{C}_2\text{Me}_2)(\text{S-Phoz})_2]$  after oxidation using pyridine-*N*-oxide.

One sulfide containing adamantane-type cluster  $[(\text{WPMe}_2\text{-Ph})_4\text{S}_6]$  (**182**) exists, which rearranges from the tetranuclear  $[\text{W}_4(\mu_3\text{-S})_2(\mu\text{-S})_4\text{Cl}_2(\text{PMe}_2\text{Ph})_6]$  after reduction with a Na/Hg amalgam in low yields.<sup>123</sup>

**2.1.5.6 Group 7/16 adamantane-type clusters.** All known adamantane compounds with an elemental combination of groups 7/16 are Mn clusters in the oxidation state IV, either with oxygen or thiolates in the E position. The oxides are mainly available *via* hydrolysis and can be derivatized by ligand or ion exchange.

$[\text{Mn}(\text{TACN})_4\text{O}_6]^{4+}$  (in **183–185**) is the first example of such an adamantane-type structure synthesized by addition of simple  $\text{Mn}^{\text{II}}$  salts to TACN in the presence of water and air to oxidize the metal centers.<sup>125–130</sup>

The related adamantane  $[\{\text{Mn}(\text{bpea})\}_4\text{O}_6](\text{ClO}_4)_4$  (**186**,  $\text{bpea} = N,N$ -bis(2-pyridylmethyl)ethylamine) also comprises of an *N,N,N*-tridentate ligand and cannot be obtained by air oxidation, but requires a comproportionation of two Mn compounds  $\text{Mn}(\text{ClO}_4)_2$  and  $[\text{Bu}_4\text{N}][\text{MnO}_4]$  and  $\text{bpea}$ .<sup>131</sup> Addition of  $[\text{Bu}_4\text{N}]\text{Br}$  yields the bromide salt  $[\{\text{Mn}(\text{bpea})\}_4\text{O}_6]\text{Br}$  **187**, which can subsequently be treated with alkaline metal salts for anion exchange (**188–192**). Methylated  $\text{bpea}$  can also be used during the synthesis to form derivatives (**193–194**). The same study also investigated the single electron reduction of the compounds under retention of the adamantane-type scaffold, either by electrochemistry or *via* TACNMe as a reducing agent (**195**).

$[\text{Mn}_4\text{O}_6(\text{bpea})_4](\text{ClO}_4)_4$  can also be used as a basis for ligand exchange using other tridentate ligands (**196–200**).<sup>129</sup> In the case of the charged *N*-substituted iminodicarboxylate ligands, used as their ammonium salts, only partial substitution products in the form of  $[\{\text{Mn}(\text{R-ida})\}_2\{\text{Mn}(\text{bpea})\}_2\text{O}_6]$  (**201–206**,  $\text{R-ida} = N$ -(*R*)iminodiacetate) could be isolated as stable compounds.

By a reaction of  $\text{tame} \cdot 3\text{HOTf}$  ( $\text{tame} = \text{tert}$ -amyl methyl ether),  $\text{Mn}(\text{OTf})_2$  and  $\text{Et}_3\text{N}$  in MeCN and under exposure to atmospheric  $\text{O}_2$ , the mixed oxo/hydroxo species  $[\{\text{Mn}(\text{tame})\}_4\text{O}_5(\text{OH})](\text{OTf})_5$  (**207**) was obtained, which could be completely deprotonated by additional  $\text{Et}_3\text{N}$ , leading to **208**.<sup>130</sup> Protonation of  $[\{\text{Mn}(\text{TACN})\}_4\text{O}_6]^{4+}$  to the corresponding  $[\{\text{Mn}(\text{tame})\}_4\text{O}_5(\text{OH})]^{5+}$  (in **209**) by  $\text{HClO}_4$  was also proven to work.

The last literature-known oxide cluster  $[\text{Mn}_4\text{O}_4(\text{tphpn})_2](\text{OTf})_2(\text{ClO}_4)_3$  (**210**,  $\text{Htphpn} = N,N,N,N'$ -tetra-(2-methylpyridyl)-2-hydroxypropanediamine, Fig. 8) features a  $\text{Mn}^{\text{III}}/\text{Mn}^{\text{IV}}$  mixed valency situation and a pentadentate ligand bridging two Mn moieties by coordination with its N sites as well as the O atom in

the E position between the two metal centers.<sup>132</sup> It is prepared by a reductively induced isomerization of the double decker type compound  $[\{\text{Mn}_2(\mu\text{-O})_2(\text{tphpn})\}_2]$ .

Thiolate complexes with Mn exhibiting adamantane-type structure have also been studied. In the most simple case, dianionic  $[(\text{MnSPh})_4(\text{SPh})_6]^{2-}$  clusters (in **211–212**) are isolated after conversion of  $\text{MnCl}_2$  with NaSPh and an appropriate ammonium counteraction.<sup>133</sup> Unlike the oxygen species, they contain  $\text{Mn}^{\text{II}}$  sites in their inorganic core.

In those compounds, all Mn atoms also carry a thiolate ligand which can formally be substituted by halides by either using  $[\text{Et}_4\text{N}]\text{Br}$  during the synthesis to form the brominated **213**,<sup>134</sup> or through a rearrangement by adding  $\text{MnCl}_2$  to  $[(\text{Me}_4\text{-N})_2\{\text{Mn}_2(\text{S}^i\text{Pr})_6\}]$ , leading to  $[(\text{Me}_4\text{-N})_2\{(\text{MnCl})_4(\text{S}^i\text{Pr})_6\}]$  (**214**).<sup>135</sup> The last method can also yield the corresponding selenolate  $[(\text{Me}_4\text{-N})_2\{(\text{MnBr})_4(\text{Se}^i\text{Pr})_6\}]$  (**215**) when using  $\text{MnBr}_2$  and  $[(\text{Me}_4\text{-N})_2\{\text{Mn}_2(\text{Se}^i\text{Pr})_6\}]$  instead.

In  $[\{\text{Mn}(\text{BMAP})\}_3(\text{MnCl})_3]\text{Cl}$  (**216**,  $\text{H}_2\text{BMAP} = 2$ -[bis(2-mercaptoethyl)aminomethyl-pyridine], the BMAP ligands coordinate to three of the Mn centers by their N atoms and also carry two thiols each, which make up the atoms in the E position.<sup>136</sup> The last Mn atom is saturated by a chlorine atom. It forms when adding  $\text{H}_2\text{BMAP}$  to  $\text{MnCl}_2$ .

**2.1.5.7 Group 8/16 adamantane-type clusters.** All but one known compounds in this cluster family are iron compounds, which mainly form oxo/hydroxo compounds with polydentate ligands and  $\text{Fe}^{\text{III}}$  centers, but also  $\text{Fe}^{\text{II}}$  thiolate complexes common for most transition metal groups.

A family of oxo/hydroxo clusters comprising heptadentate ligands of the type  $[\{\text{Fe}_2(\text{L})\}_2\text{O}_{4-n}(\text{OH})_n]^q$  (in **217–221**,  $n = 2, 3$ , Fig. 8) is obtainable from mostly basic conditions by providing the desired ligand and simple iron salts.<sup>137–141</sup> The ligands in those systems bridge two Fe atoms by providing an O atom in the E position between them and coordinating *via* three Lewis basic sites to both of them. The charge of the resulting clusters depends on the charge of the ligand and the O/OH ratio. For  $[\text{Fe}_4(\text{N-Et-HPTB})_2\text{O}_4][\text{BF}_4]_2$  (**222**), obtained from bubbling  $\text{O}_2$  through a solution of  $[\text{Fe}_2(\text{N-Et-HPTB})(\text{dmf})_4][\text{BF}_4]_3$ , all of the four E atoms not part of the organic ligand are oxo ligands.<sup>142</sup>

There is a distinctly different arrangement of bridging ligands found in the hydroxo cluster  $[\{\text{Fe}^{\text{II}}(\text{BuOH})\}_4(\text{dppoe})_4(\text{OH})_6][\text{PF}_6]_2\text{Cl}_4$  (**223**,  $\text{dppoe} = 1,2$ -bis(diphenylphosphine oxide) ethane), in which the neutral ligands are not part of the adamantane architecture.<sup>143</sup> It was unintentionally found to be the main product in a reaction of  $[(\text{Cp})(\text{dppe})\text{FeCl}]$  ( $\text{dppe} = 1,2$ -bis(diphenylphosphino)ethane) with the carborane  $[\textit{closo}\text{-}1,12\text{-C}_2\text{B}_{11}\text{H}_{10}(\text{CN})_2]$  while in contact to air, oxidizing both the dppe and iron atoms.

Clusters with the non bridging tridentate ligands TACN,  $[\{\text{Fe}(\text{TACN})\}_4\text{O}_2(\text{OH})_4]\text{X}_4$  (**224–225**,  $\text{X} = \text{I}, \text{ClO}_4$ ), do also not comprise oxygen atoms from the ligand in their scaffold and were first obtained after the hydrolysis of  $[(\text{TACN})_2\text{Fe}_2(\text{acac})_2(\text{O})](\text{ClO}_4)_2$  under addition of  $\text{NaX}$ ,<sup>144</sup> although examples of  $[\{\text{Fe}(\text{TACN})\}_4\text{O}_{4-n}(\text{OH})_n]^q$  (in **226–227**,  $n = 2, 3$ ) with different halide counterions could later be synthesized directly from  $[(\text{TACN})\text{FeCl}_3]$  with a sodium halide in basic solution.<sup>145,146</sup>



Thiolate clusters of the form  $[(\text{FeSR})_4(\text{SR})_6]^{2-}$  (in 228–230, Fig. 8) and  $[(\text{FeX})_4(\text{SR})_6]^{2-}$  (231–232, X = Cl, Br) both exist. The first type is generated by converting  $\text{FeCl}_2$  using thiosulfates<sup>147–149</sup> and the second by adding the preformed thiol complex  $[\text{Ph}_4\text{P}]_2[\text{Fe}(\text{SPh})_4]$  to  $\text{FeX}_2$ .<sup>150</sup>  $[\text{Et}_4\text{N}]_2[(\text{FeBr})_4(\text{Sbn})_6]$  (233) can also be prepared by the first method.<sup>151</sup>

$[\{\text{Fe}(\text{BMAP})\}_3(\text{FeCl})_3]\text{Cl}$  (234) is isostructural to the Mn congener 209 and prepared accordingly.<sup>136</sup>

$[(\text{RuPPh}_3)_4\text{S}_6]$  (235, Fig. 8) is a singular example, as it is a pure sulfide cluster and the only Ru compound.<sup>152</sup> It can be formed in reactions of a sulfide source like  $(\text{SiMe}_3)_2\text{S}$  or  $\text{NaSH}$  with  $\text{PPh}_3$  and a  $\text{Ru}^{\text{II}}$  complex like  $\text{RuCl}_2(\text{DMSO})_4$  resulting in  $\text{H}_2$  or  $(\text{SiMe}_3)_2$  as reduced side products.

**2.1.5.8 Group 9/16 adamantane-type clusters.** There are only a few adamantane-type structures comprising cobalt which are known in the literature.

One,  $[\text{Co}_4(\text{HMPM})_2](\text{ClO}_4)_2$  (236,  $\text{H}_3\text{HMPM} = 2,6\text{-bis}\{[(1\text{-hydroxy-2-methylpropan-2-yl})(\text{pyridine-2-ylmethyl})\text{amino}]\text{methyl}\}$ -4-methylphenol, Fig. 8), is formed with two heptadentate ligands, which encompass the six oxygen atoms in the E position and coordinate terminally to the  $\text{Co}^{\text{II}}$  moieties with

two N atoms per metal center.<sup>153</sup> It is formed by combining the deprotonated  $\text{H}_3\text{HMPM}$  ligand and  $\text{Co}(\text{ClO}_4)_2$ .

All other Co adamantane-type clusters are thiolates with a  $\text{Co}^{\text{III}}$  core. Clusters of the form  $[\{\text{Co}(\text{SPh})\}_4(\text{SR})_6]^{2-}$  (in 237–239) are obtained from the thiolates and common cobalt and ammonium salts.<sup>149,154</sup> The terminal thiolates can be formally exchanged by halides, as seen in the compound  $[\text{Bu}_4\text{N}]_2[\{\text{Co}(\text{Cl})\}_4(\text{SPh})_6]$  (240) formed from  $[\text{Bu}_4\text{N}][\text{CoCl}_3(\text{PPh}_3)]$  reacting with  $\text{PhSSiMe}_3$  and  $[\text{Et}_4\text{N}]_2[\{\text{Co}(\text{Cl})\}_4(\text{SPh})_6]$  (241, Fig. 8), which in turn forms in a solution of Na,  $\text{PhSH}$ ,  $\text{CoCl}_2$  and  $[\text{Et}_4\text{N}]\text{Cl}$ .<sup>155,156</sup>

A heterogenous substitution pattern is observed for  $[\{\text{Co}(\text{Cl})\}_2(\text{CoPPh}_3)_2(\text{SPh})_6]$  (242) and  $[\{\text{Co}(\text{Cl})\}_2(\text{CoPOPPh}_3)(\text{CoPPh}_3)(\text{SPh})_6]$  (243), which could both be isolated as the products of the addition of  $\text{PhSSiMe}_3$  to the complex  $[\text{CoCl}_2(\text{PPh}_3)_2]$ , in the presence of  $\text{O}_2$  in the second case.<sup>155</sup>

**2.1.5.9 Group 11/16 adamantane-type clusters.** The second largest family of compounds with group 16 elements in the E position is the 11/16 combination. Most of them exist for the elemental combination Cu and S, although some Ag examples and clusters with different chalcogenides are known.



Fig. 8 Examples of adamantane-type compounds with group 7–9 elements in the Q-position and group 16 atoms in the E-position:  $[\text{Mn}_4\text{O}_4(\text{tphpn})_2](\text{CF}_3\text{SO}_3)_2(\text{ClO}_4)_3$  (210, top left (a)),  $(\text{HPY})_3\{[\text{Fe}_2(\text{HPhXCG})]_2\text{O}(\text{OH})_3\}$  (218, top center (b)),  $[\text{Et}_4\text{N}]_2\{[\text{Fe}(\text{SPh})_4(\text{SPh})_6]\}$  (229, top right (c)),  $[(\text{RuPPh}_3)_4\text{S}_6]$  (235, bottom left (d)),  $[\text{Co}_4(\text{HMPM})_2](\text{ClO}_4)_2$  (236, bottom center (e)) and  $[\text{Et}_4\text{N}]_2\{[\text{Co}(\text{Cl})\}_4(\text{SPh})_6\}$  (241, bottom right (f)). Hydrogen atoms and counterions, if present, are omitted for clarity.



Table 8 Adamantane-type compounds with group 7–9 elements in the Q-position and group 16 atoms in the E-position<sup>a</sup>

Compound	Reagents/conditions	Method
{[Mn(TACN)] <sub>4</sub> O <sub>6</sub> }Br <sub>3.5</sub> OH <sub>0.5</sub> ( <b>183</b> )	TACN, MnCl <sub>2</sub> , NaBr, O <sub>2</sub> /H <sub>2</sub> O	S <sup>125,126</sup>
{[Mn(TACN)] <sub>4</sub> O <sub>6</sub> }(ClO <sub>4</sub> ) <sub>4</sub> ( <b>184</b> )	Mn(NO <sub>3</sub> ) <sub>2</sub> , Na <sub>2</sub> C <sub>2</sub> O <sub>4</sub> , TACN, NaClO <sub>4</sub> , NaOH, O <sub>2</sub> /MeOH, H <sub>2</sub> O, 60 °C, 3 h or TACN, [Mn <sub>4</sub> O <sub>6</sub> (bpea) <sub>4</sub> ](ClO <sub>4</sub> ) <sub>4</sub> ( <b>186</b> )/MeCN, RT, 1 h	S <sup>127–129</sup>
{[Mn(TACN)] <sub>4</sub> O <sub>6</sub> }(OTf) <sub>4</sub> ( <b>185</b> )	Mn(OTf) <sub>2</sub> , TACN, O <sub>2</sub> /MeCN	S <sup>130</sup>
{[Mn(bpea)] <sub>4</sub> O <sub>6</sub> }(ClO <sub>4</sub> ) <sub>4</sub> ( <b>186</b> )	Mn(ClO <sub>4</sub> ) <sub>2</sub> ·6H <sub>2</sub> O, [ <sup>n</sup> Bu <sub>4</sub> N][MnO <sub>4</sub> ]/MeCN, RT, 1 h	C <sup>131</sup>
{[Mn(bpea)] <sub>4</sub> O <sub>6</sub> }Br <sub>4</sub> ( <b>187</b> )	[ <sup>n</sup> Bu <sub>4</sub> N][Br], [Mn <sub>4</sub> O <sub>6</sub> (bpea) <sub>4</sub> ](ClO <sub>4</sub> ) <sub>4</sub> ( <b>186</b> )/MeCN, RT, 24 h	O <sup>131</sup>
{[Mn(bpea)] <sub>4</sub> O <sub>6</sub> }X <sub>4</sub> (( <b>188–192</b> , X = [BF <sub>4</sub> ], OTf, [PF <sub>6</sub> ], SCN, Bar <sup>4</sup> )	{[Mn(bpea)] <sub>4</sub> O <sub>6</sub> }Br <sub>4</sub> ( <b>187</b> ), NaX or KX/H <sub>2</sub> O, RT	O <sup>131</sup>
{[Mn(4,4'-Me <sub>2</sub> bpea)] <sub>4</sub> O <sub>6</sub> }(ClO <sub>4</sub> ) <sub>4</sub> ( <b>193</b> )	Mn(4,4'-Me <sub>2</sub> bpma) <sub>2</sub> ·6H <sub>2</sub> O, [ <i>n</i> -Bu <sub>4</sub> N][MnO <sub>4</sub> ]/MeCN, RT, 1 h	C <sup>131</sup>
{[Mn(5,5'-Me <sub>2</sub> bpea)] <sub>4</sub> O <sub>6</sub> }(ClO <sub>4</sub> ) <sub>4</sub> ( <b>184</b> )	Mn(5,5'-Me <sub>2</sub> bpma) <sub>2</sub> ·6H <sub>2</sub> O, [ <i>n</i> -Bu <sub>4</sub> N][MnO <sub>4</sub> ]/MeCN, RT, 1 h	C <sup>131</sup>
{[Mn(bpea)] <sub>4</sub> O <sub>6</sub> }(ClO <sub>4</sub> ) <sub>3</sub> ( <b>195</b> )	[Mn <sub>4</sub> O <sub>6</sub> (bpea) <sub>4</sub> ](ClO <sub>4</sub> ) <sub>4</sub> , [ <sup>n</sup> Bu <sub>4</sub> N]ClO <sub>4</sub> /MeCN, THF, electrolysis (−0.1 V), 25 min	N <sup>131</sup>
{[Mn(bpea)] <sub>4</sub> O <sub>6</sub> }(X) <sub>3</sub> ( <b>196–200</b> , X = [BF <sub>4</sub> ], OTf, [PF <sub>6</sub> ], SCN, Bar <sup>4</sup> )	TACNMe, [Mn <sub>4</sub> O <sub>6</sub> (bpea) <sub>4</sub> ](X) <sub>4</sub> ( <b>188–192</b> )/MeCN, 5 min	S <sup>131</sup>
{[Mn(dien)] <sub>2</sub> [Mn(bpea)] <sub>2</sub> O <sub>6</sub> }(ClO <sub>4</sub> ) <sub>4</sub> ( <b>201</b> )	[Mn <sub>4</sub> O <sub>6</sub> (bpea) <sub>4</sub> ](ClO <sub>4</sub> ) <sub>4</sub> ( <b>186</b> ), dien/MeCN, RT, 3 h	Q <sup>129</sup>
{[Mn(Medien)] <sub>4</sub> }(ClO <sub>4</sub> ) <sub>4</sub> ( <b>202</b> )	[Mn <sub>4</sub> O <sub>6</sub> (bpea) <sub>4</sub> ](ClO <sub>4</sub> ) <sub>4</sub> ( <b>186</b> ), medien/MeCN, RT, 45 min	Q <sup>129</sup>
{[Mn(R-ida)] <sub>2</sub> [Mn(bpea)] <sub>2</sub> O <sub>6</sub> } ( <b>203–206</b> , R = Me, Bn, <sup>t</sup> Bu, <sup>c</sup> Pe)	[Mn <sub>4</sub> O <sub>6</sub> (bpea) <sub>4</sub> ](ClO <sub>4</sub> ) <sub>4</sub> ( <b>186</b> ), [ <sup>t</sup> Bu <sub>4</sub> N] <sub>2</sub> [R-ida]/MeCN, RT, 30 min	Q <sup>129</sup>
{[Mn(tame)] <sub>4</sub> O <sub>5</sub> (OH)}(OTf) <sub>5</sub> ( <b>207</b> )	tame·3HOTf, Mn(OTf) <sub>2</sub> ·MeCN, Et <sub>3</sub> N, O <sub>2</sub> /MeCN, RT, 36 h	S <sup>130</sup>
{[Mn(tame)] <sub>4</sub> O <sub>6</sub> }(OTf) <sub>4</sub> ( <b>208</b> )	{[Mn(tame)] <sub>4</sub> O <sub>5</sub> (OH)}(OTf) <sub>5</sub> [Mn <sub>4</sub> O <sub>6</sub> (bpea) <sub>4</sub> ](ClO <sub>4</sub> ) <sub>4</sub> ( <b>207</b> ), NEt <sub>3</sub> /MeCN	Q <sup>130</sup>
{[Mn(tame)] <sub>4</sub> O <sub>5</sub> (OH)}(OTf) <sub>5</sub> ( <b>209</b> )	{[Mn(TACN)] <sub>4</sub> O <sub>6</sub> }(OTf) <sub>4</sub> ( <b>185</b> ), HClO <sub>4</sub> /MeCN	P <sup>130</sup>
[Mn <sub>4</sub> O <sub>4</sub> (tphpn) <sub>2</sub> ](CF <sub>3</sub> SO <sub>3</sub> ) <sub>2</sub> (ClO <sub>4</sub> ) <sub>3</sub> ( <b>210</b> )	{[Mn <sub>2</sub> (μ-O) <sub>2</sub> (tphpn)] <sub>2</sub> }, [Mn(HB(3,5-Me <sub>2</sub> pz) <sub>3</sub> )] <sub>2</sub> (ClO <sub>4</sub> ) <sub>2</sub> /MeCN, RT, 10 min	S/K <sup>132</sup>
[Et <sub>4</sub> N] <sub>2</sub> [(MnSPh) <sub>4</sub> (SPh) <sub>6</sub> ] ( <b>211</b> )	MnCl <sub>2</sub> ·4H <sub>2</sub> O, PhSNa, Et <sub>4</sub> NCl·H <sub>2</sub> O/MeOH, RT, 40 min	C <sup>133</sup>
[Me <sub>4</sub> N] <sub>2</sub> [(MnSPh) <sub>4</sub> (SPh) <sub>6</sub> ] ( <b>212</b> )	MnCl <sub>2</sub> ·4H <sub>2</sub> O, PhSNa, Me <sub>4</sub> NCl/MeOH, RT, 40 min	C <sup>133</sup>
[Et <sub>4</sub> N] <sub>2</sub> [(MnBr) <sub>4</sub> (SPh) <sub>6</sub> ] ( <b>213</b> )	MnBr <sub>2</sub> , NaSPh, [Et <sub>4</sub> N]Br/MeCN, RT, 2 h	C <sup>134</sup>
[Me <sub>4</sub> N] <sub>2</sub> [(MnCl) <sub>4</sub> (S <sup>i</sup> Pr) <sub>6</sub> ] ( <b>214</b> )	[Me <sub>4</sub> N] <sub>2</sub> (Mn <sub>2</sub> (S <sup>i</sup> Pr) <sub>6</sub> ), MnCl <sub>2</sub> /MeCN, 35 °C, 5 h	J <sup>135</sup>
[Me <sub>4</sub> N] <sub>2</sub> [(MnBr) <sub>4</sub> (Se <sup>i</sup> Pr) <sub>6</sub> ] ( <b>215</b> )	[Me <sub>4</sub> N] <sub>2</sub> (Mn <sub>2</sub> (Se <sup>i</sup> Pr) <sub>6</sub> ), MnBr <sub>2</sub> /MeCN, RT, 12 h	J <sup>135</sup>
{[Mn(BMAP)] <sub>3</sub> (MnCl) <sub>3</sub> }Cl ( <b>216</b> )	H <sub>2</sub> BMAP, MnCl <sub>2</sub> /MeOH, 60 °C, 5 min	K <sup>136</sup>
[ <sup>n</sup> Bu <sub>4</sub> N] <sub>4</sub> [Fe <sub>2</sub> (HXMCG)] <sub>2</sub> O <sub>2</sub> (OH) <sub>2</sub> ( <b>217</b> )	FeCl <sub>3</sub> , [ <sup>n</sup> Bu <sub>4</sub> N]Cl, NaOH, H <sub>5</sub> HMeXCG/H <sub>2</sub> O	K <sup>137</sup>
(HPy) <sub>3</sub> [Fe <sub>2</sub> (HPhXCG)] <sub>2</sub> O <sub>2</sub> (OH) <sub>3</sub> ( <b>218</b> )	Na <sub>3</sub> H <sub>2</sub> HPhXCG, Py, Fe(NO <sub>3</sub> ) <sub>3</sub> /MeOH, RT, 1 month	K <sup>138</sup>
(enH <sub>2</sub> ) <sub>1.5</sub> [Fe <sub>4</sub> O(OH) <sub>3</sub> (hpdta) <sub>2</sub> ] ( <b>219</b> )	H <sub>3</sub> hpdta, Fe(NO <sub>3</sub> ) <sub>3</sub> , en, dma/H <sub>2</sub> O, 3 days	K <sup>139</sup>
{[Fe <sub>2</sub> (bpbp)] <sub>2</sub> O <sub>2</sub> (OH) <sub>2</sub> }(ClO <sub>4</sub> ) <sub>4</sub> ( <b>220</b> )	Hbpbp, Fe(ClO <sub>4</sub> ) <sub>3</sub> /THF, H <sub>2</sub> O, RT, 2 days	I <sup>140</sup>
[(Fe <sub>2</sub> {(TACN)CH <sub>2</sub> }) <sub>2</sub> CHOH]O(OH) <sub>2</sub> [PF <sub>6</sub> ] <sub>4</sub> ( <b>221</b> )	{(TACN)CH <sub>2</sub> }) <sub>2</sub> CHOH, FeCl <sub>3</sub> , NaOAc, NEt <sub>3</sub> , K[PF <sub>6</sub> ] <sup>t</sup> PrOH, 24–36 h	K <sup>141</sup>
[Fe <sub>4</sub> (N-Et-HPTB) <sub>2</sub> O <sub>4</sub> ][BF <sub>4</sub> ] <sub>2</sub> ( <b>222</b> )	[Fe <sub>2</sub> (N-Et-HPTB)(dmf) <sub>4</sub> ][BF <sub>4</sub> ] <sub>3</sub> , O <sub>2</sub> /DMF	K <sup>142</sup>
{[Fe( <sup>t</sup> BuOH)] <sub>4</sub> (dppe) <sub>4</sub> (OH) <sub>6</sub> }[PF <sub>6</sub> ] <sub>2</sub> Cl <sub>4</sub> ( <b>223</b> )	[ <i>closo</i> -1,12-C <sub>2</sub> B <sub>11</sub> H <sub>10</sub> (CN) <sub>2</sub> ], [(Cp)(dppe)FeCl], [NH] <sub>4</sub> [PF <sub>6</sub> ], <sup>t</sup> BuOH/THF, 66 °C, 18 h	J <sup>143</sup>
{[Fe(TACN)] <sub>4</sub> O <sub>2</sub> (OH) <sub>4</sub> }X <sub>4</sub> ( <b>224–225</b> , X = I, ClO <sub>4</sub> )	NaX, [(TACN) <sub>2</sub> Fe <sub>2</sub> (acac) <sub>2</sub> (O)](ClO <sub>4</sub> ) <sub>2</sub> /Me <sub>2</sub> CO, H <sub>2</sub> O, 2 weeks	I <sup>144</sup>
{[Fe(TACN)] <sub>4</sub> O(OH) <sub>5</sub> }(I) <sub>4</sub> I <sub>3</sub> ( <b>226</b> )	[(TACN)FeCl <sub>3</sub> ], KI/H <sub>2</sub> O, Py, 72 h	D <sup>145</sup>
{[Fe(TACN)] <sub>4</sub> O <sub>2</sub> (OH)}Br <sub>4</sub> ( <b>227</b> )	[(TACN)FeCl <sub>3</sub> ], NaBr/H <sub>2</sub> O, 25 °C, pH = 10.28	D <sup>146</sup>
[R <sub>4</sub> N] <sub>2</sub> [(FeSPh) <sub>4</sub> (SPh) <sub>6</sub> ] ( <b>228–229</b> , R = Me, Et)	FeCl <sub>2</sub> , NaSPh, [R <sub>4</sub> N]Cl/MeOH	C <sup>147,148</sup>
[Me <sub>4</sub> N] <sub>2</sub> [(FeSEt) <sub>4</sub> (SEt) <sub>6</sub> ] ( <b>230</b> )	FeCl <sub>2</sub> , NaSEt, [Me <sub>4</sub> N]Br/MeOH, 2 h	C <sup>149</sup>
[Ph <sub>4</sub> P] <sub>2</sub> [(FeCl) <sub>4</sub> (SPh) <sub>6</sub> ] ( <b>231</b> )	FeCl <sub>2</sub> , [Ph <sub>4</sub> P] <sub>2</sub> [Fe(SPh) <sub>4</sub> ]/MeCN, 30 min	C <sup>150</sup>
[Ph <sub>4</sub> P] <sub>2</sub> [(FeBr) <sub>4</sub> (SPh) <sub>6</sub> ] ( <b>232</b> )	FeBr <sub>2</sub> , [Ph <sub>4</sub> P] <sub>2</sub> [Fe(SPh) <sub>4</sub> ]/MeCN, 30 min	C <sup>150</sup>
[Et <sub>4</sub> N] <sub>2</sub> [(FeBr) <sub>4</sub> (Sbn)] ( <b>233</b> )	FeCl <sub>2</sub> , NaSbn, [Et <sub>4</sub> N]Br/MeCN	C <sup>151</sup>
{[Fe(BMAP)] <sub>3</sub> (FeCl) <sub>3</sub> }Cl ( <b>234</b> )	H <sub>2</sub> BMAP, FeCl <sub>2</sub> ·4H <sub>2</sub> O/MeOH, 60 °C, 5 min	K <sup>136</sup>
[(RuPPh <sub>3</sub> ) <sub>4</sub> Se <sub>6</sub> ] ( <b>235</b> )	RuCl <sub>2</sub> (DMSO) <sub>4</sub> , PPh <sub>3</sub> , (SiMe <sub>3</sub> ) <sub>2</sub> S/THF, −50 °C	C <sup>152</sup>
[Co <sub>4</sub> (HMPM) <sub>2</sub> ](ClO <sub>4</sub> ) <sub>2</sub> ( <b>236</b> )	Co(ClO <sub>4</sub> ) <sub>2</sub> , H <sub>3</sub> HMPM, Et <sub>3</sub> N/MeOH, RT	K <sup>153</sup>
[Me <sub>4</sub> N] <sub>2</sub> [Co(SPh) <sub>4</sub> (SPh) <sub>6</sub> ] ( <b>237</b> )	PhSH, Et <sub>3</sub> N, Co(NO <sub>3</sub> ) <sub>2</sub> , [Me <sub>4</sub> N]Cl/EtOH	C <sup>154</sup>



Table 8 (Contd.)

Compound	Reagents/conditions	Method
[Cy <sub>2</sub> NH <sub>2</sub> ] <sub>2</sub> {Co(SPh) <sub>4</sub> (SPh) <sub>6</sub> } (238)	PhSH, Cy <sub>2</sub> NH, Co(NO <sub>3</sub> ) <sub>2</sub> , [Me <sub>4</sub> N]Cl/EtOH	C <sup>154</sup>
[Et <sub>4</sub> N] <sub>2</sub> {Co(SET) <sub>4</sub> (SET) <sub>6</sub> } (239)	NaSEt, CoCl <sub>2</sub> , [Et <sub>4</sub> N]Cl/MeCN	C <sup>149</sup>
[ <sup>t</sup> Bu <sub>4</sub> N] <sub>2</sub> {Co(Cl) <sub>4</sub> (SPh) <sub>6</sub> } (240)	[ <sup>t</sup> Bu <sub>4</sub> N][CoCl <sub>3</sub> (PPh <sub>3</sub> )], PhSSiMe <sub>3</sub> /toluene, 3 h	C <sup>155</sup>
[Et <sub>4</sub> N] <sub>2</sub> {Co(Cl) <sub>4</sub> (SPh) <sub>6</sub> } (241)	Na, PhSH, CoCl <sub>2</sub> , [Et <sub>4</sub> N]Cl/MeOH, RT	C <sup>156</sup>
[Co(Cl) <sub>2</sub> (CoPPH <sub>3</sub> ) <sub>2</sub> (SPh) <sub>6</sub> ] (242)	[CoCl <sub>2</sub> (PPh <sub>3</sub> ) <sub>2</sub> ], PhSSiMe <sub>3</sub> /THF, 3 h	C <sup>155</sup>
[Co(Cl) <sub>2</sub> (CoPPH <sub>3</sub> )(CoPOPPh <sub>3</sub> )(SPh) <sub>6</sub> ] (243)	[CoCl <sub>2</sub> (PPh <sub>3</sub> ) <sub>2</sub> ], PhSSiMe <sub>3</sub> , O <sub>2</sub> /THF, 3 h	C <sup>155</sup>

<sup>a</sup> bpea = *N,N*-bis(2-pyridylmethyl)ethylamine, Bar<sub>4</sub><sup>-</sup> = [3,5-(CF<sub>3</sub>)<sub>2</sub>C<sub>6</sub>H<sub>3</sub>]<sub>4</sub>B<sup>-</sup>, dien = diethylenetriamine, medien = *N'*-methyl diethylenetriamine, R-ida = *N*-(*R*)iminodiacetate, <sup>C</sup>Pe = cyclopentane, tame = *tert*-amyl methyl ether, Htphpn = *N,N,N',N'*-tetra-(2-methylpyridyl)-2-hydroxypropanediamine, pz = pyrazolyl, H<sub>2</sub>BMAP = 2-[bis(2-mercaptoethyl)aminomethyl]pyridine, Py = pyridine, H<sub>5</sub>HMeXCG = *N,N'*-(2-hydroxy-5-methyl-1,3-xylylene)bis(*N*-(carboxymethyl)glycine), H<sub>5</sub>HPhXCG = *N,N'*-(2-hydroxy-5-phenyl-1,3-xylylene)bis(*N*-(carboxymethyl)glycine), dma = *N,N*-dimethylacetamid, Hbpbp = 2,6-bis(*N,N'*-bis(2-picolyl)amino)methyl-4-*tert*-butylphenol, {(TACN)CH<sub>2</sub>}<sub>2</sub>CHOH = 1,3-bis(1,4,7-triazona-1-cyclononyl)-2-hydroxypropane, N-Et-HPTB = *N,N,N',N'*-tetrakis(2-(1-ethylbenzimidazolyl))-2-hydroxy-1,3-diaminopropane, dpoe = 1,2-bis(diphenylphosphino oxide)ethane, dppe = 1,2-bis(diphenylphosphino)ethane, H<sub>3</sub>HMPM = 2,6-bis[*o*-(1-hydroxy-2-methylpropan-2-yl)(pyridine-2-ylmethyl)amino]methyl]-4-methylphenol.

Thiolate containing adamantane-type cluster anions of the general composition [Cu<sub>4</sub>(SR)<sub>6</sub>]<sup>2-</sup> (in 244–255) have been extensively studied, and can be obtained by reacting a copper salt with the desired thiolate or by using a monomeric precursor complex already containing the SR species in most cases.<sup>157–169</sup> In some cases, this involves a reduction of the copper atoms from Cu<sup>II</sup> to Cu<sup>I</sup>.

Different synthetic approaches have also been showcased. An interesting alternative synthesis route features the inversion of Q and E positions during the transformation of the S/Cu adamantane-type structure [(NEt<sub>4</sub>)<sub>4</sub>[(SPh)<sub>4</sub>(CuBr)<sub>6</sub>] (847, see section 2.1.7) to the desired [Et<sub>4</sub>N]<sub>2</sub>[Cu<sub>4</sub>(SPh)<sub>6</sub>] (256) by addition of [Et<sub>4</sub>N]SPh in DMF.<sup>170</sup>

The polymer (CuSCH<sub>2</sub>CH<sub>2</sub>OH)<sub>*n*</sub> decomposes and dissolves in basic aqueous solutions to give the adamantane-type [(<sup>n</sup>Bu)<sub>4</sub>N]<sub>2</sub>[Cu<sub>4</sub>(SCH<sub>2</sub>CH<sub>2</sub>OH)<sub>6</sub>] (257, Fig. 9).<sup>171</sup>

An electrochemical synthesis route to the thiolate cluster [Cu(BIK)<sub>2</sub>]<sub>2</sub>[Cu<sub>4</sub>{S(*o*-tolyl)}<sub>6</sub>] (258, BIK = bis(2-methyl-imidazole-2-yl)ketone) is also feasible using a Cu anode in an electrolyte solution of BIK, the thiol HS(*o*-tolyl) and [<sup>n</sup>Bu<sub>4</sub>N]ClO<sub>4</sub> in MeCN.<sup>172</sup>

Analogous reactions can also generate the selenium congener [Me<sub>4</sub>N]<sub>2</sub>[Cu<sub>4</sub>(SePh)<sub>6</sub>] (259),<sup>173</sup> while the only known Te congener [<sup>t</sup>Bu<sub>3</sub>PH]<sub>2</sub>[Cu<sub>4</sub>(TePh)<sub>6</sub>] (260) has been obtained from a rearrangement of the cluster [(<sup>t</sup>Bu<sub>3</sub>P)<sub>3</sub>(CuTePh)<sub>4</sub>].<sup>174</sup>

There is however another tellurium containing adamantane-type structure formally derived from this example. Unlike many other adamantanes discussed here containing a μ<sub>4</sub>-atom in the center, this one features a μ<sub>3</sub>-Cu atom. One six membered (CuPET<sub>3</sub>)<sub>3</sub>Te<sub>3</sub> ring of the adamantane-type scaffold in [Et<sub>3</sub>PPh][μ<sub>3</sub>-Cu(CuPET<sub>3</sub>)<sub>3</sub>Cu(TePh)<sub>6</sub>] (261, Fig. 9) coordinates an additional Cu atom in its center opposite to a naked Cu atom in the Q position, leading to a more planar arrangement of the six membered ring.<sup>175</sup> Isolation was possible if Te(Ph)SiMe<sub>3</sub> was used as a telluroate source in a solution with CuCl and PET<sub>3</sub>.

A related family of adamantane-type ions [Cu<sub>4</sub>(SRS)<sub>3</sub>]<sup>2-</sup> (in 262–274, Fig. 9) comprises bridging bis-thiolates in the E position. This leads to two different copper sites: three copper

moieties are coordinated by two sulfur atoms of the same bis-thiolate and one from another, while the last Cu atom is coordinated by three different ligands.

Their synthesis normally follows the same patterns as has been discussed for the monothiolates,<sup>176–181</sup> although two examples can be found that form by rearrangement of other copper thiolate compounds.<sup>179,182,183</sup>

A purely inorganic S<sub>4</sub> bridge in place of a bis-thiolate could also be observed in the compound [Ph<sub>4</sub>P]<sub>2</sub>[Cu<sub>4</sub>(S<sub>4</sub>)<sub>3</sub>] (275), prepared from a reaction of elemental sulfur, H<sub>2</sub>S and Cu(OAc)<sub>2</sub>, thus involving a reduction of the copper atoms.<sup>184</sup>

Utilizing neutral thiones in place of thiolates results in the formation of cationic adamantanes of the type [Cu<sub>4</sub>(SCR<sub>2</sub>)<sub>6</sub>]<sup>4+</sup> (in 276–280, Fig. 9).<sup>185–189</sup> This is achieved by addition of the thione to simple copper salts, mostly nitrates or sulfates, in common solvents. Depending on the concentrations and additives used, additional thione ligands can also coordinate to one or multiple Cu sites in the cluster, expanding their coordination number from three to four (281–283).<sup>185,190,191</sup> When choosing CuI as a precursor, such an addition of iodide is observed on all copper atoms, resulting in neutral clusters [(CuI)<sub>4</sub>(SR<sub>2</sub>)<sub>6</sub>] (284–285).<sup>192,193</sup> A Cl homolog [(CuCl)<sub>4</sub>{SC(NH<sub>2</sub>)NHCH<sub>2</sub>CH=CH<sub>2</sub>}<sub>6</sub>] (286) is observed in an electrochemical reaction at copper electrodes in an electrolyte of CuCl<sub>2</sub>, HCl and SC(NH<sub>2</sub>)NHCH<sub>2</sub>-CH=CH<sub>2</sub> in ethanol.<sup>194</sup>

Using linked phosphine sulfides or selenides (EPhPh<sub>2</sub>)<sub>2</sub>N<sup>-</sup> (E = S, Se) results in cluster cations [Cu<sub>4</sub>{(EPhPh<sub>2</sub>)<sub>2</sub>N}<sub>3</sub>]<sup>+</sup> (in 287–290) with the same architecture as described for linked thiolates.<sup>195–198</sup>

[Cu<sub>4</sub>(O<sub>3</sub>N<sub>4</sub>)<sub>2</sub>](ClO<sub>4</sub>)<sub>2</sub> (291, H<sub>3</sub>O<sub>3</sub>N<sub>4</sub> = 1-Me-4-OH-3,4-bis(CH<sub>2</sub>-N(CH<sub>2</sub>C<sub>5</sub>H<sub>4</sub>N)(CMe<sub>2</sub>CH<sub>2</sub>OH)-C<sub>6</sub>H<sub>2</sub>) represents the only example of a Cu<sup>II</sup> as well as a Cu/O cluster compound. The two ligands deliver three oxygen atoms in the E position and additionally coordinate to two copper atoms each *via* four N moieties, resulting in a heptadentate coordination.<sup>199</sup> Despite the differences, the reaction pathway is similar to the thiolate route as the ligand is deprotonated before reaction with a simple copper salt.



While fewer examples for silver exist, they can generally be seen as the simple heavier congeners of known Cu compounds.  $[\text{Et}_4\text{N}]_2[\text{Ag}_4(\text{SC}_6\text{H}_4\text{-}p\text{-Cl})_6]$  (**292**, Fig. 9) results from transferring the chemistry of simple Cu thiolates to silver,<sup>166</sup> while  $[\text{Ph}_4\text{P}]_2[\text{Ag}_4\{o\text{-(SCH}_2)_2\text{C}_6\text{H}_4\}_3]$  (**293**) and  $[\text{tBu}_4\text{N}]_2[\text{Ag}_4(\text{FcSe}_2)_3]$  (**294**, Fc = ferrocenyl) can be isolated when using a bis-thiolate or bis-selenide respectively.<sup>200,201</sup>

Another silver thiolate could be found as the anion in an intercluster compound  $[\text{Et}_4\text{N}][\text{Br}@\text{Ag}_8(2\text{-TBI})_{12}(\text{SO}_4)_2][\text{Ag}_4(2\text{-TBI})_6(\text{SO}_4)_3]_2$  (**295**, 2-TBI = 2-thiobenzimidazole) together with an octomeric cluster, in which it is additionally coordinated by three sulfate ions. While the reactants are similar to those used in other reactions leading to thiolate adamantanes, solvothermal conditions and ultrasonic activation are used in this case.<sup>202</sup>

The only Te homolog in this compound family is found in  $[\text{Ph}_4\text{P}]_2[\text{Ag}_4(\text{C}_4\text{H}_3\text{STe})_6]$  (**296**). The ligand of this cluster is made by addition of elemental Te to thiophene in the presence of  $^t\text{BuLi}$ .<sup>203</sup>

An oligoselenide-containing cluster  $[\text{Pr}_4\text{N}]_2[\text{Ag}_4(\text{Se}_4)_3]$  (**297**, Fig. 9) in analogy to the sulfide congener could also be obtained after using  $\text{Na}_2\text{Se}_3$  as the selenide source.<sup>204</sup>

The nitrogen bridged phosphine selenide  $[\text{Ag}_4\{(\text{SePPh}_2)_2\text{-N}\}_3](\text{OTf})_3$  (**298**) is another example of a silver compound that can be prepared according to the synthesis used for its copper homolog.<sup>205</sup>

Lastly, a second selenone  $[(\text{AgPPh}_3)_4(\text{Mbis})_3](\text{OTf})_4$  (**299**, Mbis = 1,1'-methylenebis(3-methylimidazole-2-selone)) unique to the chemistry with silver results from the addition of Mbis to  $[\text{Ag}(\text{OTf})(\text{PPh}_3)]$ , which leads to an adamantane featuring  $\text{PPh}_3$  terminal ligands at the silver positions.<sup>206</sup>

**2.1.5.10 Group 12/16 adamantane-type clusters.** This family of compounds has been studied systematically in regards to the influence of different ligands, elemental combinations and counter ions. Most of the studies on Zn compounds could be transferred to their cadmium and, unusually for period 6 elements, also to their Hg homologs. While the number of compounds investigated is very high, the types of compounds are not as diverse as for other combinations. With the exception of two clusters, all of them feature chalcogenolate groups in the E position. In the simplest case, this leads to anions of the type  $[(\text{MER})_4(\text{ER})_6]^{2-}$  (M = Zn, Cd; E = S, Se, **300–319**, Fig. 10).

While the first such compounds were obtained from electrolysis of metal anodes in basic thiol solutions,<sup>207,208</sup> a simpler



Fig. 9 Examples of adamantane-type compounds with group 11 in the Q-position and group 16 atoms in the E-position:  $[\text{tBu}_4\text{N}]_2[\text{Cu}_4(\text{-SCH}_2\text{CH}_2\text{OH})_6]$  (**257**, top left (a)),  $[\text{Et}_3\text{PPh}][\mu_3\text{-Cu}(\text{CuPETe}_3)_3\text{Cu}(\text{TePh})_6]$  (**261**, top center (b)),  $[\text{Ph}_4\text{P}]_2[\text{Cu}_4\{o\text{-(SCH}_2)_2\text{C}_6\text{H}_4\}_3]$  (**262**, top right (c)),  $[\text{Cu}_4(\text{SC}(\text{NH}_2)_2)_6](\text{SO}_4)_2$  (**277**, bottom left (d)),  $[\text{Et}_4\text{N}]_2[\text{Ag}_4(\text{SC}_6\text{H}_4\text{-}p\text{-Cl})_6]$  (**292**, bottom center (e)) and  $[\text{Pr}_4\text{N}]_2[\text{Ag}_4(\text{Se}_4)_3]$  (**297**, bottom right (f)). Hydrogen atoms and counterions, if present, are omitted for clarity.



Table 9 Adamantane-type compounds with group 11 in the Q-position and group 16 atoms in the E-position<sup>a</sup>

Compound	Reagents/conditions	Method
[Me <sub>4</sub> N] <sub>2</sub> [Cu <sub>4</sub> (SPh) <sub>6</sub> ] (244)	Cu(NO <sub>3</sub> ), PhSH, <sup>n</sup> Bu <sub>3</sub> N, [Me <sub>4</sub> N]Cl/EtOH, 75 °C	C <sup>157–159</sup>
[Ph <sub>4</sub> P] <sub>2</sub> [Cu <sub>4</sub> (SPh) <sub>6</sub> ] (245)	[Ph <sub>4</sub> P] <sub>2</sub> [Cu(SPh) <sub>3</sub> ], [Cu(MeCN) <sub>4</sub> ]ClO <sub>4</sub> /MeCN, 82 °C, 5 min	J <sup>160,161</sup>
[Li(diglyme) <sub>2</sub> ] <sub>2</sub> [Cu <sub>4</sub> (SPh) <sub>6</sub> ] (246)	CuN(SiMe <sub>3</sub> ) <sub>2</sub> , LiN(SiMe <sub>3</sub> ) <sub>2</sub> , HSPH/diglyme, 110 °C, 10 min	C <sup>162</sup>
[Li(dme) <sub>3</sub> ] <sub>2</sub> [Cu <sub>4</sub> (SPh) <sub>6</sub> ] (247)	CuN(SiMe <sub>3</sub> ) <sub>2</sub> , LiN(SiMe <sub>3</sub> ) <sub>2</sub> , HSPH/DME, 84 °C, 10 min	C <sup>162</sup>
[Li(15-crown-5)thf] <sub>2</sub> [Cu <sub>4</sub> (SPh) <sub>6</sub> ] (248)	CuN(SiMe <sub>3</sub> ) <sub>2</sub> , LiN(SiMe <sub>3</sub> ) <sub>2</sub> , HSPH, 15-crown-5/THF, slight heat, 5 min	C <sup>162</sup>
[Me <sub>4</sub> N] <sub>2</sub> [Cu <sub>4</sub> (SMe) <sub>6</sub> ] (249)	[Me <sub>4</sub> N][CuCl <sub>2</sub> ], NaSMe/EtOH, MeCN, 75 °C, 90 min	C <sup>159,163</sup>
[ <sup>m</sup> Pr <sub>4</sub> N] <sub>2</sub> [Cu <sub>4</sub> (SMe) <sub>6</sub> ] (250)	Cu <sub>2</sub> O, [ <sup>m</sup> Pr <sub>4</sub> N]Br, NaOMe/(CH <sub>2</sub> OH) <sub>2</sub> , MeOH, MeCN, 55 °C, 1 h	C <sup>164</sup>
[Ph <sub>4</sub> P] <sub>2</sub> [Cu <sub>4</sub> (SEt) <sub>6</sub> ] (251)	Cu <sub>2</sub> O, EtSH, [Ph <sub>4</sub> P]Br, NaOMe/(CH <sub>2</sub> OH) <sub>2</sub> , 55 °C	C <sup>165</sup>
[Et <sub>4</sub> N] <sub>2</sub> [Cu <sub>4</sub> (SC <sub>6</sub> H <sub>4</sub> - <i>p</i> -Cl) <sub>6</sub> ] (252)	Cu(NO <sub>3</sub> ) <sub>2</sub> , HSC <sub>6</sub> H <sub>4</sub> - <i>p</i> -Cl, <sup>n</sup> Bu <sub>3</sub> N, [Et <sub>4</sub> N]Cl/EtOH, MeOH, MeCN, 50 °C to 4 °C, 18 h	C <sup>166</sup>
[Et <sub>4</sub> N] <sub>2</sub> [Cu <sub>4</sub> (S( <i>o</i> - <sup>t</sup> BuC <sub>6</sub> H <sub>4</sub> )) <sub>6</sub> ] (253)	CuCl, HS( <i>o</i> - <sup>t</sup> BuC <sub>6</sub> H <sub>4</sub> ), NaH, [Et <sub>4</sub> N]Cl/DMF	C <sup>167</sup>
[Et <sub>4</sub> N] <sub>2</sub> [Cu <sub>4</sub> (S <sup>t</sup> Pr) <sub>6</sub> ] (254)	CuCl, HS <sup>t</sup> Pr, NaH, [Et <sub>4</sub> N]Cl/THF, 24 h	C <sup>168</sup>
[K(Me <sub>2</sub> phen) <sub>3</sub> ] <sub>2</sub> [Cu <sub>4</sub> (SBrn) <sub>6</sub> ] (255)	CuCl, KSBn, Me <sub>2</sub> phen/THF	C <sup>169</sup>
[Et <sub>4</sub> N] <sub>2</sub> [Cu <sub>4</sub> (SPh) <sub>6</sub> ] (256)	[(NEt <sub>4</sub> ) <sub>4</sub> [(SPh) <sub>4</sub> (CuBr) <sub>6</sub> ] (847), HSPH, Et <sub>3</sub> N/DMF, 15 min	J <sup>170</sup>
[( <sup>t</sup> Bu) <sub>4</sub> N] <sub>2</sub> [Cu <sub>4</sub> (SCH <sub>2</sub> CH <sub>2</sub> OH) <sub>6</sub> ] (257)	(CuSCH <sub>2</sub> CH <sub>2</sub> OH) <sub>m</sub> , [( <sup>t</sup> Bu) <sub>4</sub> N]OH/H <sub>2</sub> O	I <sup>171</sup>
[Cu(BIK) <sub>2</sub> ] <sub>2</sub> [Cu <sub>4</sub> (S( <i>o</i> -tolyl)) <sub>6</sub> ] (258)	BIK, HS( <i>o</i> -tolyl), Cu anode, [ <sup>t</sup> Bu <sub>4</sub> N]ClO <sub>4</sub> /MeCN, electrolysis	N <sup>172</sup>
[Me <sub>4</sub> N] <sub>2</sub> [Cu <sub>4</sub> (SePh) <sub>6</sub> ] (259)	CuCl, PhSeH, Et <sub>3</sub> N, [Me <sub>4</sub> N]Cl/DMF, MeOH	C <sup>173</sup>
[ <sup>t</sup> Bu <sub>3</sub> PH] <sub>2</sub> [Cu <sub>4</sub> (TePh) <sub>6</sub> ] (260)	[( <sup>t</sup> Bu <sub>3</sub> P) <sub>3</sub> (CuTePh) <sub>4</sub> ], Me <sub>3</sub> SiTePh, Me <sub>3</sub> GaOEt <sub>2</sub> /THF	J <sup>174</sup>
[Et <sub>3</sub> PPh] <sub>2</sub> [Cu <sub>4</sub> (CuPET <sub>3</sub> ) <sub>3</sub> (CuTePh) <sub>6</sub> ] (261)	PEt <sub>3</sub> , CuCl, Te(Ph)SiMe <sub>3</sub> /Pentane, RT, 18 h	C <sup>175</sup>
[Ph <sub>4</sub> P] <sub>2</sub> [Cu <sub>4</sub> ( <i>o</i> -(SCH <sub>2</sub> ) <sub>2</sub> C <sub>6</sub> H <sub>4</sub> ) <sub>3</sub> ] (262)	Cu(NO <sub>3</sub> ) <sub>2</sub> , <i>o</i> -(HSCCH <sub>2</sub> ) <sub>2</sub> C <sub>6</sub> H <sub>4</sub> , NEt <sub>3</sub> , [Ph <sub>4</sub> P]Br/EtOH, 5 h	C <sup>176</sup>
[Ph <sub>4</sub> P] <sub>2</sub> [Cu <sub>4</sub> (SCH <sub>2</sub> CH <sub>2</sub> S) <sub>3</sub> ] (263)	CuCl, HSCH <sub>2</sub> CH <sub>2</sub> SH, NEt <sub>3</sub> , [Ph <sub>4</sub> P]Br/MeCN, 5 h	C <sup>177,178</sup>
[(Me <sub>3</sub> P) <sub>4</sub> Cu] <sub>2</sub> [Cu <sub>4</sub> (SCH <sub>2</sub> CH <sub>2</sub> S) <sub>3</sub> ] (264)	[CuSCH <sub>2</sub> CH <sub>2</sub> SCu], PMe <sub>3</sub> /PhMe, 90 °C, 1.5 h	C <sup>179</sup>
[Ph <sub>4</sub> P] <sub>2</sub> [Cu <sub>4</sub> (S(CH <sub>2</sub> ) <sub>3</sub> S) <sub>3</sub> ] (265)	HS(CH <sub>2</sub> ) <sub>3</sub> SH, Cu <sub>2</sub> O, [Ph <sub>4</sub> P]Br, NaOMe/(CH <sub>2</sub> OH) <sub>2</sub> , MeOH, 55 °C, 1 h	C <sup>178</sup>
[Me <sub>4</sub> N] <sub>2</sub> [Cu <sub>4</sub> (S(CH <sub>2</sub> ) <sub>3</sub> S) <sub>3</sub> ] (266)	HS(CH <sub>2</sub> ) <sub>3</sub> SH, Cu <sub>2</sub> O, [Me <sub>4</sub> N]Cl, NaOMe/MeCN, MeOH, 50 °C, 1 h	C <sup>178</sup>
[Et <sub>4</sub> N] <sub>2</sub> [Cu <sub>4</sub> (S(CH <sub>2</sub> ) <sub>3</sub> S) <sub>3</sub> ] (267)	HS(CH <sub>2</sub> ) <sub>3</sub> SH, Cu <sub>2</sub> O, [Et <sub>4</sub> N]Br, NaOMe/MeCN, MeOH, 50 °C, 45 min	C <sup>178</sup>
[Et <sub>4</sub> N] <sub>2</sub> [Cu <sub>4</sub> (SCH <sub>2</sub> CH <sub>2</sub> S) <sub>3</sub> ] (268)	HSCH <sub>2</sub> CH <sub>2</sub> SH, Cu <sub>2</sub> O, [Et <sub>4</sub> N]OH/MeCN, MeOH, 50 °C	C <sup>178</sup>
[Me <sub>3</sub> NCH <sub>2</sub> Ph] <sub>2</sub> [Cu <sub>4</sub> (SCH <sub>2</sub> CH <sub>2</sub> S) <sub>3</sub> ] (269)	HSCH <sub>2</sub> CH <sub>2</sub> SH, Cu <sub>2</sub> O, [Me <sub>3</sub> NCH <sub>2</sub> Ph]Cl, NaOMe/glycerol, MeOH, 45 °C	C <sup>178</sup>
[Me <sub>4</sub> N] <sub>2</sub> [Cu <sub>4</sub> (C <sub>8</sub> H <sub>8</sub> S <sub>8</sub> ) <sub>3</sub> ] (270)	[Cu(MeCN) <sub>4</sub> ][PF <sub>6</sub> ], C <sub>8</sub> H <sub>8</sub> S <sub>8</sub> , [Me <sub>4</sub> N]OH/THF, Me <sub>2</sub> CO, MeOH, 3 days	C <sup>180</sup>
[Ph <sub>4</sub> P] <sub>2</sub> [Cu <sub>4</sub> (tpdt) <sub>3</sub> ] (271)	CuCl <sub>2</sub> , 5,6-thienof[2,3- <i>d</i> ]-1,3-dithiol-2-one, KOME, [Ph <sub>4</sub> P]Br/MeOH, 1 h	C <sup>181</sup>
[Ph <sub>4</sub> P] <sub>2</sub> [Cu <sub>4</sub> ( $\alpha$ -tpdt) <sub>3</sub> ] (272)	CuCl <sub>2</sub> , thienof[3,4- <i>d</i> ]-1,3-dithiol-2-thione, KOME, [Ph <sub>4</sub> P]Br/MeOH, 1 h	C <sup>181</sup>
[(Me <sub>3</sub> P) <sub>4</sub> Cu][Cu <sub>4</sub> (SCH <sub>2</sub> CH <sub>2</sub> S) <sub>3</sub> (CuPPh <sub>3</sub> )] (273)	[(Me <sub>3</sub> P) <sub>4</sub> Cu] <sub>2</sub> [Cu <sub>4</sub> (SCH <sub>2</sub> CH <sub>2</sub> S) <sub>3</sub> ]/THF	J <sup>179</sup>
K[Ph <sub>4</sub> P][Cu <sub>4</sub> ( <sup>t</sup> Bu <sub>2</sub> DED) <sub>3</sub> ] (274)	K <sub>4</sub> [Cu <sub>8</sub> ( <sup>t</sup> Bu <sub>2</sub> DED) <sub>6</sub> ], [Ph <sub>4</sub> P]Cl, S/Me <sub>2</sub> CO, EtOH	J <sup>182,183</sup>
[Ph <sub>4</sub> P] <sub>2</sub> [Cu <sub>4</sub> (S <sub>4</sub> ) <sub>3</sub> ] (275)	S, H <sub>2</sub> S, Cu(MeCO <sub>2</sub> ) <sub>2</sub> , [Ph <sub>4</sub> P]Br, NH <sub>3</sub> /MeCN	C <sup>184</sup>
[Cu <sub>4</sub> (SC(NH <sub>2</sub> ) <sub>2</sub> ) <sub>6</sub> ](NO <sub>3</sub> ) <sub>4</sub> (276)	CuNO <sub>3</sub> , SC(NH <sub>2</sub> ) <sub>2</sub> , HNO <sub>3</sub> /H <sub>2</sub> O	C <sup>185</sup>
[Cu <sub>4</sub> (SC(NH <sub>2</sub> ) <sub>2</sub> ) <sub>6</sub> ](SO <sub>4</sub> ) <sub>2</sub> (277)	CuSO <sub>4</sub> , SC(NH <sub>2</sub> ) <sub>2</sub> , HOAc/H <sub>2</sub> O, 80 °C	C <sup>186</sup>
[Cu <sub>4</sub> (SC(NH <sub>2</sub> ) <sub>2</sub> ) <sub>6</sub> ](HSO <sub>4</sub> ) <sub>2</sub> SO <sub>4</sub> (278)	CuSO <sub>4</sub> , SC(NH <sub>2</sub> ) <sub>2</sub> , H <sub>2</sub> SO <sub>4</sub> /H <sub>2</sub> O, 80 °C	C <sup>186,187</sup>
[Cu <sub>4</sub> (H <sub>4</sub> pymtH) <sub>6</sub> ](ClO <sub>4</sub> ) <sub>4</sub> (279)	[Cu(C <sub>2</sub> H <sub>4</sub> )ClO <sub>4</sub> ], H <sub>4</sub> pymtH, C <sub>2</sub> H <sub>4</sub> /MeOH	C <sup>188</sup>
[Cu <sub>4</sub> (SC(NH <sub>2</sub> )NHCH <sub>2</sub> CH=CH <sub>2</sub> ) <sub>6</sub> ](OTf) <sub>4</sub> (280)	Cu(OTf) <sub>2</sub> , SC(NH <sub>2</sub> )NHCH <sub>2</sub> CH=CH <sub>2</sub> /C <sub>6</sub> H <sub>6</sub> , 20 min	C <sup>189</sup>
[CuSC(NH <sub>2</sub> ) <sub>2</sub> ] <sub>3</sub> [CuSC(NH <sub>2</sub> ) <sub>2</sub> ] <sub>6</sub> (NO <sub>3</sub> ) <sub>4</sub> (281)	CuNO <sub>3</sub> , SC(NH <sub>2</sub> ) <sub>2</sub> , HNO <sub>3</sub> /H <sub>2</sub> O	C <sup>185</sup>
[CuSC(NH <sub>2</sub> ) <sub>2</sub> ] <sub>3</sub> [CuSC(NH <sub>2</sub> ) <sub>2</sub> ] <sub>6</sub> (SO <sub>4</sub> ) <sub>2</sub> (282)	CuSO <sub>4</sub> , SC(NH <sub>2</sub> ) <sub>2</sub> , H <sub>2</sub> SO <sub>4</sub> /H <sub>2</sub> O	C <sup>190</sup>
[CuSC(NH <sub>2</sub> ) <sub>2</sub> ] <sub>2</sub> (CuNO <sub>3</sub> ) <sub>2</sub> [CuSC(NH <sub>2</sub> ) <sub>2</sub> ] <sub>6</sub> (SO <sub>4</sub> ) <sub>2</sub> (NO <sub>3</sub> ) (283)	Cu(NO <sub>3</sub> ) <sub>2</sub> , SC(NH <sub>2</sub> ) <sub>2</sub> /H <sub>2</sub> O, 80 °C to 5 °C, 5 days	C <sup>191</sup>
[(CuI) <sub>4</sub> (SC(NH <sub>2</sub> )NHET) <sub>6</sub> ] (284)	CuI, SC(NH <sub>2</sub> )NHET/EtOH, 50 °C, 3 h	C <sup>192</sup>
[(CuI) <sub>4</sub> (SC(NH <sub>2</sub> ) <sub>2</sub> ) <sub>6</sub> ] (285)	CuI, SC(NH <sub>2</sub> ) <sub>2</sub> , KI/H <sub>2</sub> O, 80 °C	C <sup>193</sup>
[(CuCl) <sub>4</sub> (SC(NH <sub>2</sub> )NHCH <sub>2</sub> CH=CH <sub>2</sub> ) <sub>6</sub> ] (286)	CuCl <sub>2</sub> , Cu electrode, SC(NH <sub>2</sub> )NHCH <sub>2</sub> CH=CH <sub>2</sub> , HCl/EtOH, 0.2 V, 0.13 mA	N <sup>194</sup>
[Cu <sub>4</sub> (SPPH <sub>2</sub> ) <sub>2</sub> N] <sub>3</sub> [Cu <sup>I</sup> Cl <sub>2</sub> ] (287)	1. NaN(SPPH <sub>2</sub> ) <sub>2</sub> , CuCl <sub>2</sub> /H <sub>2</sub> O 2. CCl <sub>4</sub> , CH <sub>2</sub> Cl <sub>2</sub>	J <sup>195,196</sup>
[Cu <sub>4</sub> (SPPH <sub>2</sub> ) <sub>2</sub> N] <sub>3</sub> [BF <sub>4</sub> ] (288)	[Cu(MeCN) <sub>4</sub> ][BF <sub>4</sub> ], (SPPH <sub>2</sub> ) <sub>2</sub> NH/CH <sub>2</sub> Cl <sub>2</sub> , 1 h	C <sup>197</sup>
[Cu <sub>4</sub> (SPPH <sub>2</sub> ) <sub>2</sub> N] <sub>3</sub> I <sub>3</sub> (289)	Cu, (SPPH <sub>2</sub> ) <sub>2</sub> NH·I <sub>2</sub> /Et <sub>2</sub> O, 2 days	C <sup>198</sup>
[Cu <sub>4</sub> (SePPh <sub>2</sub> ) <sub>2</sub> N] <sub>3</sub> [BF <sub>4</sub> ] (290)	[Cu(MeCN) <sub>4</sub> ][BF <sub>4</sub> ], (SePPh <sub>2</sub> ) <sub>2</sub> NH/CH <sub>2</sub> Cl <sub>2</sub> , 1 h	C <sup>197</sup>
[Cu <sub>4</sub> (O <sub>3</sub> N <sub>4</sub> ) <sub>2</sub> ](ClO <sub>4</sub> ) <sub>2</sub> (291)	Cu(ClO <sub>4</sub> ) <sub>2</sub> , H <sub>3</sub> O <sub>3</sub> N <sub>4</sub> , Et <sub>3</sub> N/MeOH	C <sup>199</sup>
[Et <sub>4</sub> N] <sub>2</sub> [Ag <sub>4</sub> (SC <sub>6</sub> H <sub>4</sub> - <i>p</i> -Cl) <sub>6</sub> ] (292)	AgNO <sub>3</sub> , HSC <sub>6</sub> H <sub>4</sub> - <i>p</i> -Cl, <sup>n</sup> Bu <sub>3</sub> N, [Et <sub>4</sub> N]Cl/EtOH, MeOH, MeCN, 50 °C to 4 °C, 18 h	C <sup>166</sup>
[Ph <sub>4</sub> P] <sub>2</sub> [Ag <sub>4</sub> ( <i>o</i> -(SCH <sub>2</sub> ) <sub>2</sub> C <sub>6</sub> H <sub>4</sub> ) <sub>3</sub> ] (293)	AgNO <sub>3</sub> , Na <sub>2</sub> <i>o</i> -(SCH <sub>2</sub> ) <sub>2</sub> C <sub>6</sub> H <sub>4</sub> , [Ph <sub>4</sub> P]Br/MeOH, 5 h	C <sup>200</sup>
[ <sup>n</sup> Bu <sub>4</sub> N] <sub>2</sub> [Ag <sub>4</sub> (FcSe <sub>2</sub> ) <sub>3</sub> ] (294)	AgCl, Fc(SeSiMe <sub>3</sub> ) <sub>2</sub> , [ <sup>n</sup> Bu <sub>4</sub> N]Br/THF	C <sup>201</sup>
[Et <sub>4</sub> N][Br@Ag <sub>8</sub> (2-TBI) <sub>12</sub> (SO <sub>4</sub> ) <sub>2</sub> ][Ag <sub>4</sub> (2-TBI) <sub>6</sub> (SO <sub>4</sub> ) <sub>3</sub> ] (295)	Ag <sub>2</sub> SO <sub>4</sub> , 2-TBI, [Et <sub>4</sub> N]Br/MeCN, DMF, sonification, 120 °C, 2 days	B/L <sup>202</sup>
[Ph <sub>4</sub> P] <sub>2</sub> [Ag <sub>4</sub> (C <sub>4</sub> H <sub>3</sub> STe) <sub>6</sub> ] (296)	1. Te, [Ph <sub>4</sub> P]Br, thiophene, <sup>n</sup> BuLi/THF 2. AgNO <sub>3</sub> /DMF	C <sup>203</sup>
[ <sup>m</sup> Pr <sub>4</sub> N] <sub>2</sub> [Ag <sub>4</sub> (Se <sub>4</sub> ) <sub>3</sub> ] (297)	AgNO <sub>3</sub> , Na <sub>2</sub> Se <sub>5</sub> , [ <sup>m</sup> Pr <sub>4</sub> N]Cl/DMF	C <sup>204</sup>
[Ag <sub>4</sub> (SePPh <sub>2</sub> ) <sub>2</sub> N] <sub>3</sub> (OTf) (298)	Ag(OTf), K{(SePPh <sub>2</sub> ) <sub>2</sub> N}/CH <sub>2</sub> Cl <sub>2</sub> , 30 min	C <sup>205</sup>
[AgPPh <sub>3</sub> ] <sub>4</sub> (Mbis) <sub>3</sub> (OTf) <sub>4</sub> (299)	[Ag(OTf)(PPh <sub>3</sub> ) <sub>3</sub> ], Mbis/Me <sub>2</sub> CO, 1 h	C <sup>206</sup>

<sup>a</sup> Me<sub>2</sub>phen = 2,9-dimethyl-1,10-phenanthroline, BIK = bis(2-methyl-imidazole-2-yl)ketone, <sup>t</sup>Bu<sub>2</sub>DED = 1,1-dicarbo-*tert*-butoxy-2,2-ethylenedithiolate, tpdt = 3,4-thiophenedithiolate,  $\alpha$ -tpdt = 2,3-thiophenedithiolate, H<sub>4</sub>pymtH = 3,4,5,6-tetrahydropyrimidine-2-thione, H<sub>3</sub>O<sub>3</sub>N<sub>4</sub> = 1-Me-4-OH-3,4-bis(CH<sub>2</sub>N(CH<sub>2</sub>C<sub>5</sub>H<sub>4</sub>N)(CMe<sub>2</sub>CH<sub>2</sub>OH)-C<sub>6</sub>H<sub>2</sub>, Fc = ferrocenyl, 2-TBI = 2-thiobenzimidazol, Mbis = 1,1'-methylenebis(3-methylimidazoline-2-selone).





Fig. 10 Examples of adamantane-type compounds with group 12 in the Q-position and group 16 atoms in the E-position:  $[\text{Et}_3\text{NH}]_2[(-\text{ZnSPh})_4(\text{SPh})_6]$  (300, top left (a)),  $[\text{Me}_4\text{N}]_2[(\text{CdBr})_4(\text{SPh})_6]$  (412, top center (b)),  $[(\text{HgPPh}_3)_2(\text{HgBr})_2(\text{Te}^{\text{oPy}})_6]$  (450, top right (c)),  $[\text{Cd}_2(\text{CdPPh}_3)_2(\text{S}^{\text{iPr}})_6][\text{ClO}_4]_2$  (464, bottom left (d)),  $[2.2.2]\text{-cryptH}_2[(\text{Zn})_4(\text{MeO})_6]$  (465, bottom center (e)) and  $[\text{Zn}_4(\text{POPYH})_3\text{Cl}]$  (466, bottom right (f)). Hydrogen atoms and counterions, if present, are omitted for clarity.

method involving reactions between chalcogenolate solutions and simple non-halide metal salts at mostly room temperature has subsequently been used.<sup>148,209–222</sup>

In solution, Cd clusters can exchange chalcogenolates, including partial substitution with tellurium, to form mixed compounds  $[\text{Cd}_4(\text{ER})_n(\text{E}'\text{R}')_{10-n}]^{2-}$  (in 320–368) by reacting them with  $\text{R}_2\text{E}'_2$ , or in equilibrium reactions with other similar clusters.<sup>222</sup> The latter strategy also works to form the mixed metal compound  $[\text{Me}_4\text{N}][\text{Cd}_n\text{Zn}_{4-n}(\text{SPh})_{10}]$  (369–371).

By utilizing a zwitter-ionic thiolate 4-(trimethylammonio) benzenethiolate (Tab), the cationic adamantane in  $[(\text{MTab})_4(\text{Tab})_6][\text{PF}_6]_8$  (372–373,  $\text{M} = \text{Zn}, \text{Cd}$ ) can be isolated by the above described method.<sup>223</sup>

The terminal chalcogenolates can be formally replaced by halides (374–433, Fig. 10). This can be done by ligand exchange reactions with  $\text{PhICl}_2$ ,  $\text{Br}_2$  or  $\text{I}_2$ ,<sup>214,224</sup> or during cluster formation by using halide salts, which can also be used to stabilize Hg clusters including rare examples of  $\text{Hg}_4\text{Te}_6$  scaffolds.<sup>225–230</sup>

As described for the pure chalcogenolate clusters, mixed metal adamantanes  $[\text{Et}_4\text{N}]_2[(\text{MI})_4(\text{M}'\text{I})_{4-n}(\text{S}^{\text{nPr}})_6]$  (434–442,  $\text{M} = \text{Zn}, \text{Cd}, \text{Hg}$ , Fig. 10) can be obtained by exchange reactions between homometallic congeners.

Asymmetric substitution at the terminal position is possible as well. Depending on the ratio and chalcogenide used, anions of the type  $[(\text{MX})_n(\text{SR})_{4-n}(\text{SR})_6]^{2-}$  (443–447,  $\text{M} = \text{Zn}, \text{Cd}$ ;  $\text{X} = \text{Cl}, \text{Br}$ ) can be isolated.<sup>210,231,232</sup> Trying to obtain the Hg/SePh compound with a  $[(\text{Ph}_3\text{P})_2\text{N}]^+$  counteranion resulted in a charge reduced anion  $[\text{Hg}(\text{HgI})_3(\text{SePh})_6]^-$  (in 448) with one Hg site not carrying any ligand.<sup>225</sup>

To reduce the negative charge of the cluster compounds, replacement of the terminal anionic ligands used previously with neutral lewis basic ligands like phosphines or arsines was necessary. With mercury, the neutral compounds  $[(\text{HgPPh}_3)_2(\text{HgX})_2(\text{Te}^{\text{oPy}})_6]$  (449–451,  $\text{X} = \text{Cl}, \text{Br}, \text{I}$ ;  $^{\text{oPy}} = \text{ortho-pyridyl}$ ) and  $[(\text{HgPPh}_3)_2(\text{HgSePh})_2(\text{SePh})_6]$  (452) with mixed terminal ligands were obtainable when using halide or acetate mercury salts.<sup>233,234</sup> A complex precursor  $[\text{M}(\text{L})_2(\text{ClO}_4)_2]$  ( $\text{M} = \text{Cd}, \text{Hg}$ ;  $\text{L} = \text{PPh}_3, \text{PEt}_3, \text{AsPh}_3$ ) in combination with  $\text{M}(\text{ER})_2$  ( $\text{E} = \text{S}, \text{Se}$ ) and free L leads to cationic clusters in  $[(\text{ML})_4(\text{ER})_6][\text{ClO}_4]_2$  (453–464, Fig. 10).<sup>235–237</sup> With certain L and R combinations, this can lead to clusters with a few terminally uncoordinated M sites, which do not, however, influence the charge.<sup>235</sup>

There are only two examples with oxygen in the E position. One, the methanolate cluster  $[2.2.2]\text{-cryptH}_2[(\text{Zn})_4(\text{MeO})_6]$  (465,



Table 10 Adamantane-type compounds with group 12 in the Q-position and group 16 atoms in the E-position<sup>a</sup>

Compound	Reagents/conditions	Method
[Et <sub>3</sub> NH] <sub>2</sub> [(ZnSPh) <sub>4</sub> (SPh) <sub>6</sub> ] (300)	HSPH, Zn anode, Et <sub>3</sub> N, [Et <sub>4</sub> N]ClO <sub>4</sub> /MeCN, electrolysis or NaSPh, ZnCl <sub>2</sub> [Et <sub>3</sub> NH]Cl/MeOH, 0 °C, 90 min	N <sub>2</sub> C <sup>207–209</sup>
[Me <sub>4</sub> N] <sub>2</sub> [(ZnSPh) <sub>4</sub> (SPh) <sub>6</sub> ] (301)	HSPH, Zn(NO <sub>3</sub> ) <sub>2</sub> , Et <sub>3</sub> N, [ <sup>n</sup> Pr <sub>4</sub> N]Cl/MeOH, Me <sub>2</sub> CO, 3 days	C <sup>210</sup>
(DAMS) <sub>2</sub> [(ZnSPh) <sub>4</sub> (SPh) <sub>6</sub> ] (302)	HSPH, Zn(NO <sub>3</sub> ) <sub>2</sub> , Et <sub>3</sub> N, (DAMS)I/MeOH	C <sup>211</sup>
[Ru(2,2'-bipy) <sub>3</sub> ][(ZnSPh) <sub>4</sub> (SPh) <sub>6</sub> ] (303)	Cd(SPh) <sub>2</sub> , SC(NH <sub>2</sub> ) <sub>2</sub> , [Ru(2,2'-bipy) <sub>3</sub> Cl <sub>2</sub> ]/MeCN, H <sub>2</sub> O, 85 °C, 10 days	B <sup>212</sup>
[Et <sub>4</sub> N] <sub>2</sub> [(ZnSbN) <sub>4</sub> (SbN) <sub>6</sub> ] (304)	BnSH, NaOMe, Zn(NO <sub>3</sub> ) <sub>2</sub> , [Et <sub>4</sub> N] <sub>2</sub> Cl/MeOH, 2 h	C <sup>213</sup>
[Ph <sub>4</sub> P] <sub>2</sub> [(ZnSbN) <sub>4</sub> (SbN) <sub>6</sub> ] (305)	BnSH, NaOMe, Zn(NO <sub>3</sub> ) <sub>2</sub> , [Ph <sub>4</sub> P] <sub>2</sub> Cl/MeOH, 2 h	C <sup>213</sup>
[Et <sub>3</sub> NH][Me <sub>4</sub> N][(ZnSC <sub>6</sub> H <sub>4</sub> -4-Cl) <sub>4</sub> (SC <sub>6</sub> H <sub>4</sub> -4-Cl) <sub>6</sub> ] (306)	HSC <sub>6</sub> H <sub>4</sub> -4-Cl, Et <sub>3</sub> N, Zn(NO <sub>3</sub> ) <sub>2</sub> [Me <sub>4</sub> N]Cl/MeOH, 0 °C, 30 min	C <sup>209</sup>
[Me <sub>4</sub> N] <sub>2</sub> [(ZnSC <sub>6</sub> H <sub>4</sub> -4-Cl) <sub>4</sub> (SC <sub>6</sub> H <sub>4</sub> -4-Cl) <sub>6</sub> ] (307)	HSC <sub>6</sub> H <sub>4</sub> -4-Cl, NaOH, ZnCl <sub>2</sub> [Me <sub>4</sub> N]Cl/MeOH, 0 °C, 2 h	C <sup>209</sup>
[Et <sub>3</sub> NH][(ZnSC <sub>6</sub> H <sub>4</sub> -4-Cl) <sub>4</sub> (SC <sub>6</sub> H <sub>4</sub> -4-Cl) <sub>6</sub> ] (308)	HSC <sub>6</sub> H <sub>4</sub> -4-Cl, Et <sub>3</sub> N, Zn(NO <sub>3</sub> ) <sub>2</sub> [Et <sub>3</sub> NH]Cl/MeOH, 0 °C, 30 min	C <sup>209</sup>
[Me <sub>4</sub> N] <sub>2</sub> [(ZnSePh) <sub>4</sub> (SePh) <sub>6</sub> ] (309)	Na, HSePh, Zn(NO <sub>3</sub> ) <sub>2</sub> , Et <sub>3</sub> N, [ <sup>n</sup> Pr <sub>4</sub> N]Cl/H <sub>2</sub> O, MeOH, MeCN, 60 °C	C <sup>214,215</sup>
[Et <sub>3</sub> NH][(CdSPh) <sub>4</sub> (SPh) <sub>6</sub> ] (310)	HSPH, Cd anode, Et <sub>3</sub> N, [Et <sub>4</sub> N]ClO <sub>4</sub> /MeCN, electrolysis	N <sup>208</sup>
[Me <sub>4</sub> N] <sub>2</sub> [(CdSPh) <sub>4</sub> (SPh) <sub>6</sub> ] (311)	HSPH, Cd(NO <sub>3</sub> ) <sub>2</sub> , Et <sub>3</sub> N, [Me <sub>4</sub> N]Cl/MeOH	C <sup>216</sup>
[Et <sub>4</sub> N] <sub>2</sub> [(CdSPh) <sub>4</sub> (SPh) <sub>6</sub> ] (312)	HSPH, CdCl <sub>2</sub> , Et <sub>3</sub> N/MeOH, H <sub>2</sub> O	C <sup>148,217</sup>
(DAMS) <sub>2</sub> [(CdSPh) <sub>4</sub> (SPh) <sub>6</sub> ] (313)	(DAMS)I, PhSH, Et <sub>3</sub> N, Cd(SCN) <sub>2</sub> /MeOH, 10 min	C <sup>218</sup>
[M(phen) <sub>3</sub> ][(CdSPh) <sub>4</sub> (SPh) <sub>6</sub> ] (314–316, M = Ru, Fe, Ni)	[Me <sub>4</sub> N][(CdSPh) <sub>4</sub> (SPh) <sub>6</sub> ] (311), M(phen) <sub>3</sub> Cl <sub>2</sub> /MeCN, 30 min	O <sup>219</sup>
[Et <sub>4</sub> N] <sub>2</sub> [(CdSCy) <sub>4</sub> (SCy) <sub>6</sub> ] (317)	NaSCy, CdCl <sub>2</sub> , [Et <sub>3</sub> N]Cl/EtOH, MeCN	C <sup>220</sup>
[Et <sub>3</sub> NH] <sub>2</sub> [(CdSC <sub>6</sub> H <sub>4</sub> -4-Me) <sub>4</sub> (SC <sub>6</sub> H <sub>4</sub> -4-Me) <sub>6</sub> ] (318)	Cd[ClO <sub>4</sub> ] <sub>2</sub> , SC <sub>6</sub> H <sub>4</sub> -4-Me, Et <sub>3</sub> N, [Me <sub>4</sub> N]Cl/MeOH, 1 h	C <sup>221</sup>
[Me <sub>4</sub> N][(CdSePh) <sub>4</sub> (SePh) <sub>6</sub> ] (319)	NaSePh, Cd(NO <sub>3</sub> ) <sub>2</sub> , [Me <sub>4</sub> N]Cl/MeOH, H <sub>2</sub> O, MeCN, 80 °C	C <sup>215,222</sup>
[Me <sub>4</sub> N][Cd <sub>4</sub> (SPh) <sub>10–n</sub> (SMe) <sub>n</sub> ] (320–322, n = 8–10)	[Me <sub>4</sub> N][(CdSPh) <sub>4</sub> (SPh) <sub>6</sub> ] (311), Me <sub>2</sub> S <sub>2</sub> /Me <sub>2</sub> CO	Q <sup>222</sup>
[Me <sub>4</sub> N][Cd <sub>4</sub> (SPh) <sub>10–n</sub> (S <sup>n</sup> Bu) <sub>n</sub> ] (323–329, n = 4–10)	[Me <sub>4</sub> N][(CdSPh) <sub>4</sub> (SPh) <sub>6</sub> ] (311), <sup>n</sup> Bu <sub>2</sub> S <sub>2</sub> /Me <sub>2</sub> CO	Q <sup>222</sup>
[Me <sub>4</sub> N][Cd <sub>4</sub> (SPh) <sub>10–n</sub> (SBN) <sub>n</sub> ] (330–333, n = 7–10)	[Me <sub>4</sub> N][(CdSPh) <sub>4</sub> (SPh) <sub>6</sub> ] (311), Bn <sub>2</sub> S <sub>2</sub> /Me <sub>2</sub> CO	Q <sup>222</sup>
[Me <sub>4</sub> N][Cd <sub>4</sub> (SPh) <sub>10–n</sub> (S(2-C <sub>6</sub> H <sub>4</sub> Me) <sub>n</sub> )] (334–344, n = 0–10)	[Me <sub>4</sub> N][(CdSPh) <sub>4</sub> (SPh) <sub>6</sub> ] (311), (2-C <sub>6</sub> H <sub>4</sub> Me) <sub>2</sub> S <sub>2</sub> /Me <sub>2</sub> CO	Q <sup>222</sup>
[Me <sub>4</sub> N][Cd <sub>4</sub> (SePh) <sub>10–n</sub> (S <sup>n</sup> Bu) <sub>n</sub> ] (345–350, n = 5–10)	[Me <sub>4</sub> N][(CdSePh) <sub>4</sub> (SPh) <sub>6</sub> ] (319), <sup>n</sup> Bu <sub>2</sub> S <sub>2</sub> /Me <sub>2</sub> CO	R <sup>222</sup>
[Me <sub>4</sub> N][Cd <sub>4</sub> (SPh) <sub>10–n</sub> (TePh) <sub>n</sub> ] (351–353, n = 8–10)	[Me <sub>4</sub> N][(CdSPh) <sub>4</sub> (SPh) <sub>6</sub> ] (311), Ph <sub>2</sub> Te <sub>2</sub> /Me <sub>2</sub> CO	R <sup>222</sup>
[Me <sub>4</sub> N][Cd <sub>4</sub> (SePh) <sub>10–n</sub> (TePh) <sub>n</sub> ] (354–357, n = 7–10)	[Me <sub>4</sub> N][(CdSePh) <sub>4</sub> (SePh) <sub>6</sub> ] (319), Ph <sub>2</sub> Te <sub>2</sub> /Me <sub>2</sub> CO	R <sup>222</sup>
[Me <sub>4</sub> N][Cd <sub>4</sub> (SPh) <sub>10–n</sub> (SePh) <sub>n</sub> ] (358–368, n = 0–10)	[Me <sub>4</sub> N][(CdSPh) <sub>4</sub> (SPh) <sub>6</sub> ] (311), [Me <sub>4</sub> N][(CdSePh) <sub>4</sub> (SePh) <sub>6</sub> ]/	R <sup>222</sup>
[Me <sub>4</sub> N][Cd <sub>x</sub> Zn <sub>4–n</sub> (SPh) <sub>10</sub> ] (369–371, n = 2–4)	[Me <sub>4</sub> N][(CdSPh) <sub>4</sub> (SPh) <sub>6</sub> ] (311), [Me <sub>4</sub> N] <sub>2</sub> [(ZnSPh) <sub>4</sub> (SPh) <sub>6</sub> ]/Me <sub>2</sub> CO	R <sup>222</sup>
[(MTab) <sub>4</sub> (Tab) <sub>6</sub> ][PF <sub>6</sub> ] <sub>8</sub> (372–373, M = Zn, Cd)	TabH[PF <sub>6</sub> ], M(OAc) <sub>2</sub> /MeCN, DMF, MeOH, 70 °C, 1 h	C <sup>223</sup>
[Me <sub>4</sub> N] <sub>2</sub> [(ZnCl) <sub>4</sub> (SPh) <sub>6</sub> ] (374)	[Me <sub>4</sub> N] <sub>2</sub> [(ZnSPh) <sub>4</sub> (SPh) <sub>6</sub> ] (301), PhICl <sub>2</sub> /MeCN, 10 min	Q <sup>214,224</sup>
[Me <sub>4</sub> N] <sub>2</sub> [(ZnBr) <sub>4</sub> (SPh) <sub>6</sub> ] (375)	[Me <sub>4</sub> N] <sub>2</sub> [(ZnSPh) <sub>4</sub> (SPh) <sub>6</sub> ] (301), Br <sub>2</sub> /CCl <sub>4</sub> , Me <sub>2</sub> CO, 10 min	Q <sup>214,224</sup>
[Me <sub>4</sub> N] <sub>2</sub> [(ZnI) <sub>4</sub> (SPh) <sub>6</sub> ] (376)	[Me <sub>4</sub> N] <sub>2</sub> [(ZnSPh) <sub>4</sub> (SPh) <sub>6</sub> ] (301), I <sub>2</sub> /Me <sub>2</sub> CO	Q <sup>214,224</sup>
[ <sup>n</sup> Bu <sub>4</sub> N] <sub>2</sub> [(ZnI) <sub>4</sub> (S <sup>n</sup> Pr) <sub>6</sub> ] (377)	Zn(S <sup>n</sup> Pr) <sub>2</sub> , ZnI <sub>2</sub> , [ <sup>n</sup> Bu <sub>4</sub> N]I/CH <sub>2</sub> Cl <sub>2</sub>	C <sup>225</sup>
[Et <sub>4</sub> N] <sub>2</sub> [(MX) <sub>4</sub> (SR) <sub>6</sub> ] (378–406, R/M/X = <sup>i</sup> Pr/Zn/Cl, Br, I; <sup>i</sup> Pr/Cd/Cl, Br, I; Me/Zn/Br, I; <sup>n</sup> Pr/Zn/I; <sup>n</sup> Bu/Zn/I; <sup>n</sup> Bu/Cd/I, Et/Zn/Cl, Br, I; Et/Cd/Cl, Br, I, Bn/Zn/Cl, Br, I; Bn/Cd/Cl, Br, I, <sup>sec</sup> Bu/Zn/Cl, Br, I; <sup>sec</sup> Bu/Cd/Cl, Br, I)	MX <sub>2</sub> , [Et <sub>4</sub> N]X, M(SR) <sub>2</sub> /CH <sub>2</sub> Cl <sub>2</sub> , 1 h	C <sup>226</sup>
[Me <sub>4</sub> N] <sub>2</sub> [(ZnCl) <sub>4</sub> (SePh) <sub>6</sub> ] (407)	[Me <sub>4</sub> N] <sub>2</sub> [(ZnSePh) <sub>4</sub> (SePh) <sub>6</sub> ] (309), PhICl <sub>2</sub> /MeCN, 10 min	Q <sup>214</sup>
[Me <sub>4</sub> N] <sub>2</sub> [(CdCl) <sub>4</sub> (SPh) <sub>6</sub> ] (408)	[Me <sub>4</sub> N] <sub>2</sub> [(CdSPh) <sub>4</sub> (SPh) <sub>6</sub> ] (309), PhICl <sub>2</sub> /MeCN, 10 min	Q <sup>214</sup>





Table 10 (Contd.)

Compound	Reagents/conditions	Method
$[R_4N]_2[(CdCl)_4(SePh)_6]$ (409–410, R = <sup>n</sup> Pr, <sup>n</sup> Bu)	CdCl <sub>2</sub> , (cat)Cl, Cd(SPh) <sub>2</sub> /CH <sub>2</sub> Cl <sub>2</sub> , 1 h	C <sup>227,228</sup>
$[^nPr_3PH]_2[(CdCl)_4(SeFe)_6]$ (411)	<sup>n</sup> Pr <sub>3</sub> P, CdCl <sub>2</sub> , Me <sub>3</sub> SiSeFc/THF, 10 min	C <sup>229</sup>
$[Me_4N]_2[(CdBr)_4(SPh)_6]$ (412)	$[Me_4N]_2[(CdSPh)_4(SPh)_6]$ (311), Br <sub>2</sub> /CCl <sub>4</sub> , Me <sub>2</sub> CO, 10 min	Q <sup>214</sup>
$[Me_4N]_2[(CdI)_4(SPh)_6]$ (413)	$[Me_4N]_2[(CdSPh)_4(SPh)_6]$ (311), I <sub>2</sub> /Me <sub>2</sub> CO	Q <sup>214</sup>
(DAMS) <sub>2</sub> [(CdI) <sub>4</sub> (SPh) <sub>6</sub> ] (414)	(DAMS)I, PhSH, Et <sub>3</sub> N, Cd(NO <sub>3</sub> ) <sub>2</sub> /MeOH, 10 min	C <sup>218</sup>
$[Et_4N]_2[(CdI)_4(S^nPr)_6]$ (415)	CdI <sub>2</sub> , [Et <sub>4</sub> N]I, Cd(S <sup>n</sup> Pr) <sub>2</sub> /CH <sub>2</sub> Cl <sub>2</sub>	C <sup>225</sup>
$[Me_4N]_2[(CdCl)_4(SePh)_6]$ (416)	$[Me_4N]_2[(CdSePh)_4(SePh)_6]$ (319), PhICl <sub>2</sub> /MeCN, 10 min	Q <sup>214</sup>
$[Me_4N]_2[(CdBr)_4(SePh)_6]$ (417)	$[Me_4N]_2[(CdSePh)_4(SePh)_6]$ (319), Br <sub>2</sub> /CCl <sub>4</sub> , Me <sub>2</sub> CO, 10 min	Q <sup>214</sup>
$[Me_4N]_2[(CdI)_4(SePh)_6]$ (418)	$[Me_4N]_2[(CdSePh)_4(SePh)_6]$ (319), I <sub>2</sub> /Me <sub>2</sub> CO	Q <sup>214</sup>
$[Et_4N]_2[(HgX)_4(S^nPr)_6]$ (419–421, X = Cl, Br, I)	HgX <sub>2</sub> , [Et <sub>4</sub> N]X, Hg(S <sup>n</sup> Pr) <sub>2</sub> /CH <sub>2</sub> Cl <sub>2</sub>	C <sup>225</sup>
$[Et_4N]_2[(HgX)_4(SePh)_6]$ (422–424, X = Cl, Br, I)	HgX <sub>2</sub> , [Et <sub>4</sub> N]X, Hg(SePh) <sub>2</sub> /CH <sub>2</sub> Cl <sub>2</sub>	C <sup>225</sup>
$[Mg(CH_2\{P(O)Ph_2\}_2)_3]_2[(HgX)_4(SePh)_6]$ (425–427, X = Cl, Br, I)	Hg(SePh) <sub>2</sub> , MgX <sub>2</sub> , CH <sub>2</sub> {P(O)Ph <sub>2</sub> } <sub>2</sub> /DMF, 1 h	C <sup>230</sup>
$[M(CH_2\{P(O)Ph_2\}_2)_3]_2[(HgBr)_4(SePh)_6]$ (428–430, M = Fe, Co, Ni)	Hg(SePh) <sub>2</sub> , MBr <sub>2</sub> , CH <sub>2</sub> {P(O)Ph <sub>2</sub> } <sub>2</sub> /DMF, 1 h	C <sup>230</sup>
$[Et_4N]_2[(HgX)_4(TePh)_6]$ (431–433, X = Cl, Br, I)	HgX <sub>2</sub> , [Et <sub>4</sub> N]X, Hg(TePh) <sub>2</sub> /CH <sub>2</sub> Cl <sub>2</sub> , 30 min	C <sup>225</sup>
$[Et_4N]_2[(CdI)_n(ZnI)_{4-n}(S^nPr)_6]$ (434–436, n = 1–3)	$[Et_4N]_2[(CdI)_4(S^nPr)_6]$ (415), [ <sup>n</sup> Bu <sub>4</sub> N] <sub>2</sub> [(ZnI) <sub>4</sub> (S <sup>n</sup> Pr) <sub>6</sub> ] (377)/CH <sub>2</sub> Cl <sub>2</sub>	R <sup>225</sup>
$[Et_4N]_2[(HgI)_n(CdI)_{4-n}(S^nPr)_6]$ (437–439, n = 1–3)	$[Et_4N]_2[(HgI)_4(S^nPr)_6]$ (421), $[Et_4N]_2[(CdI)_4(S^nPr)_6]$ (415)/CH <sub>2</sub> Cl <sub>2</sub>	R <sup>225</sup>
$[Et_4N]_2[(HgI)_n(ZnI)_{4-n}(S^nPr)_6]$ (440–442, n = 1–3)	$[Et_4N]_2[(HgI)_4(S^nPr)_6]$ (421), [ <sup>n</sup> Bu <sub>4</sub> N] <sub>2</sub> [(ZnI) <sub>4</sub> (S <sup>n</sup> Pr) <sub>6</sub> ] (377)/CH <sub>2</sub> Cl <sub>2</sub>	R <sup>225</sup>
$[Me_4N]_2[(ZnSPh)_2(ZnX)_2(SPh)_6]$ (443–444, X = Cl, Br)	HSPH, Zn(NO <sub>3</sub> ) <sub>2</sub> , Et <sub>3</sub> N, [Me <sub>4</sub> N]X/MeOH, Me <sub>2</sub> CO, 10 days	C <sup>210</sup>
$[Me_4N]_2[(ZnSPh)_3(ZnCl)(SPh)_6]$ (445)	HSPH, Zn(NO <sub>3</sub> ) <sub>2</sub> , Et <sub>3</sub> N, [ <sup>n</sup> Pr <sub>4</sub> N]Cl/MeOH, Me <sub>2</sub> CO, 10 days	C <sup>210</sup>
$[Et_3NH]_2[(CdCl)_3(p^tBu-C_6H_4SCd)(p^tBu-C_6H_4S)_6]$ (446)	<i>p</i> <sup>t</sup> Bu-C <sub>6</sub> H <sub>4</sub> SH, Et <sub>3</sub> N, CdCl <sub>2</sub> /MeOH, 19.5 h	C <sup>231</sup>
$[Me_4N]_2[(CdSPh)_3(CdCl)(SPh)_6]$ (447)	HSPH, Cd(NO <sub>3</sub> ) <sub>2</sub> , NEt <sub>3</sub> , [Me <sub>4</sub> N]Cl/MeOH, 1 h	C <sup>232</sup>
$[(Ph_3P)_2N]_2[Hg(HgI)_3(SePh)_6]$ (448)	HgI <sub>2</sub> , [(Ph <sub>3</sub> P) <sub>2</sub> N]I, Hg(SePh) <sub>2</sub> /CH <sub>2</sub> Cl <sub>2</sub>	C <sup>225</sup>
$[(HgPPh_3)_2(HgX)_2(Te^oPy)_6]$ (449–451, X = Cl, Br, I)	<sup>o</sup> Py <sub>2</sub> Te <sub>2</sub> , Li[BH <sub>4</sub> ], Hg(OAc) <sub>2</sub> , HgX <sub>2</sub> , PPh <sub>3</sub> /DMF, EtOH, THF, 2 h	C <sup>233</sup>
$[(HgPPh_3)_2(HgSePh)_2(SePh)_6]$ (452)	HgBr <sub>2</sub> , PPh <sub>3</sub> , HSePh, Et <sub>3</sub> N/MeCN, 3 days	C <sup>234</sup>
$[(CdPPh_3)_4(SPh)_6][ClO_4]_2$ (453)	[Cd(PPh <sub>3</sub> ) <sub>2</sub> (ClO <sub>4</sub> ) <sub>2</sub> ], Cd(SPh) <sub>2</sub> , PPh <sub>3</sub> /CH <sub>2</sub> Cl <sub>2</sub> , 20 min	C <sup>235</sup>
$[(CdPPh_3)_4(SePh)_6][ClO_4]_2$ (454)	[Cd(PPh <sub>3</sub> ) <sub>2</sub> (ClO <sub>4</sub> ) <sub>2</sub> ], Cd(SePh) <sub>2</sub> , PPh <sub>3</sub> /CH <sub>2</sub> Cl <sub>2</sub> , 20 min	C <sup>235</sup>
$[(HgPPh_3)_4(EPh)_6][ClO_4]_2$ (455–456, E = S, Se)	[Hg(PPh <sub>3</sub> ) <sub>2</sub> (ClO <sub>4</sub> ) <sub>2</sub> ], Hg(EPh) <sub>2</sub> , PPh <sub>3</sub> /CHCl <sub>3</sub> , 10 min	C <sup>236,237</sup>
$[(HgPPh_3)_4(SMe)_6][ClO_4]_2$ (457)	[Hg(PPh <sub>3</sub> ) <sub>2</sub> (ClO <sub>4</sub> ) <sub>2</sub> ], Hg(SMe) <sub>2</sub> , PPh <sub>3</sub> /CHCl <sub>3</sub> , 10 min	C <sup>236</sup>
$[(HgPPh_3)_4(SET)_6][ClO_4]_2$ (458)	[Hg(PPh <sub>3</sub> ) <sub>2</sub> (ClO <sub>4</sub> ) <sub>2</sub> ], Hg(SET) <sub>2</sub> , PPh <sub>3</sub> /CH <sub>2</sub> Cl <sub>2</sub> , 10 min	C <sup>236</sup>
$[(HgAsPh_3)_4(SPh)_6][ClO_4]_2$ (459)	[Hg(AsPh <sub>3</sub> ) <sub>2</sub> (ClO <sub>4</sub> ) <sub>2</sub> ], Hg(SPh) <sub>2</sub> , AsPh <sub>3</sub> /CHCl <sub>3</sub> , 10 min	C <sup>236</sup>
$[(HgPEt_3)_4(SPh)_6][ClO_4]_2$ (460)	[Hg(PEt <sub>3</sub> ) <sub>2</sub> (ClO <sub>4</sub> ) <sub>2</sub> ], Hg(SPh) <sub>2</sub> , PEt <sub>3</sub> /Me <sub>2</sub> CO	C <sup>236</sup>
$[(HgPEt_3)_4(SePh)_6][ClO_4]_2$ (461)	[Hg(PEt <sub>3</sub> ) <sub>2</sub> (ClO <sub>4</sub> ) <sub>2</sub> ], Hg(SePh) <sub>2</sub> , PEt <sub>3</sub> /CHCl <sub>3</sub> , 10 min	C <sup>236</sup>
$[Cd(CdPPh_3)_3(S^nPr)_6][ClO_4]_2$ (462)	[Cd(PPh <sub>3</sub> ) <sub>2</sub> (ClO <sub>4</sub> ) <sub>2</sub> ], Cd(S <sup>n</sup> Pr) <sub>2</sub> , PPh <sub>3</sub> /CH <sub>2</sub> Cl <sub>2</sub> , 20 min	C <sup>235</sup>
$[Cd_2(CdPPh_3)_2(SR)_6][ClO_4]_2$ (463–464, R = Cy, <sup>3</sup> Pr)	[Cd(PPh <sub>3</sub> ) <sub>2</sub> (ClO <sub>4</sub> ) <sub>2</sub> ], Cd(SR) <sub>2</sub> , PPh <sub>3</sub> /CH <sub>2</sub> Cl <sub>2</sub> , 20 min	C <sup>235</sup>
$[2.2.2]$ -cryptH <sub>2</sub> [(ZnI) <sub>4</sub> (MeO) <sub>6</sub> ] (465)	$[2.2.2]$ -crypt, ZnI <sub>2</sub> /MeOH, 1 day	C <sup>238</sup>
$[Zn_4(POPYH)_3Cl]$ (466)	POPYH <sub>4</sub> , Et <sub>3</sub> N, ZnCl <sub>2</sub> /MeCN, 70 °C, 3 h	K <sup>239</sup>

<sup>a</sup> DAMS = *trans*-4-(4-dimethylamino-styryl)-*N*-methyl-pyridinium, bipy = bipyridine, <sup>n</sup>Pr = normal propyl, <sup>sec</sup>Bu = secondary butyl, phen = 1,10-phenanthroline, <sup>o</sup>Py = *ortho*-pyridyl, Tab = 4-(trimethylammonio)benzenethiolate,  $[2.2.2]$ -crypt = 4,7,13,16,21,24-Hexaoxa-1,10-diazabicyclo[8.8.8]hexacosane, POPYH<sub>4</sub> = *N,N'*-bis(2-hydroxyphenyl)-pyridine-2,6-dicarboxamide.



[2.2.2]-crypt = 4,7,13,16,21,24-hexaoxa-1,10-diazabicyclo[8.8.8] hexacosane, Fig. 10) is obtained in a simple reaction of  $\text{ZnI}_2$  and [2.2.2]-crypt in MeOH in which the cryptand acts as a base.<sup>238</sup>

The other example,  $[\text{Zn}_4(\text{POPYH})_3\text{Cl}]$  (**466**,  $\text{POPYH}_4 = N,N'$ -bis(2-hydroxyphenyl)-pyridine-2,6-dicarboxamide, Fig. 10) is formed by the partially deprotonated multidentate ligand coordinating to  $\text{ZnCl}_2$ , and comprises two different Zn sites.<sup>239</sup> Three are coordinated by two oxygen and two nitrogen atoms of one ligand and one oxygen of another, while the last connects to three different ligands *via* their oxygen atoms and carries an additional terminal Cl ligand.

**2.1.5.11 Group 13/16 adamantane-type clusters.** Some group 13 examples with Al, Ga and In are known, although no examples with Te have been observed so far. The simplest examples of group 13/16 adamantane-type structures are  $[\text{Q}_4\text{E}_{10}]^{8-}$  (**467–469**, Fig. 11) anionic clusters, which were the first to be realized for Ga/S, In/S and In/Se from the binary  $\text{Q}_2\text{E}_3$  and  $\text{K}_2\text{E}$  in water.<sup>240</sup> The only other example of such clusters is  $[\text{H}_2\text{dap}]_4[\text{Ga}_4\text{Se}_{10}]$  (**470**,  $\text{dap} = 1,2$ -diaminopropane), also synthesized in aqueous solution, but directly from the elements and  $\text{dap}$  in solvothermal conditions.<sup>241</sup>

Derivatization of the cluster archetype by protonation of the terminal sulfur atoms was presented for two compounds  $[(\text{InSH})_4\text{S}_6]^{4-}$  (in **471–472**) with ammonium counterions, prepared by Method B.<sup>242,243</sup> The addition of a larger fragment was reached in  $\{[\text{Ni}(\text{tepa})]_2\text{SO}_4\}[\text{Ni}(\text{tepa})(\text{GaSH})_4\text{S}_6]$  (**473**,  $\text{tepa} =$  tetraethylenepentamine), which additionally comprises of a Ni complex coordinated by the cluster, obtained solvothermally from NiS, Ga and  $\text{tepa}$ .<sup>241</sup>

Formally substituting the terminal chalcogenides by neutral amine ligands yields neutral compounds  $[(\text{QNR})_3]_4\text{S}_6$ . A condensation of  $\text{Me}_3\text{N}\cdot\text{AlH}_3$  and  $(\text{SiMe}_3)_2\text{S}$  forms the Al congener  $[(\text{AlNMe}_3)_4\text{S}_6]$  (**474**),<sup>244</sup> while a Ga cluster  $[(\text{GaNH}_3)_4\text{S}_6]$  (**475**) is isolated after the solvothermal reaction of Ga, S and  $[\text{NMe}_4]\text{Cl}$  in hydrazine hydrate.<sup>243</sup> A compound with a slightly larger ligand  $[(4\text{-Me}_2\text{N-C}_5\text{H}_4\text{NGa})_4\text{S}_6]$  (**476**) could be achieved in a two step synthesis *via* an intermediate  $[(4\text{-Me}_2\text{N-C}_5\text{H}_4\text{N})$

$\text{GaSH}_{0.64}\text{Cl}_{0.36}]$  formed by  $(\text{SiMe}_3)_2\text{S}$  and the ligand decorated  $\text{GaHCl}_2$  species, which can then be converted to the target compound by an additional ligand.<sup>245</sup>

Another way to achieve neutral clusters is the partial functionalization of the chalcogenides in the E position observed in  $[(\text{MI})_4(\text{SME})_4\text{S}_2]$  (**477–478**,  $\text{M} = \text{Al, Ga}$ ), prepared by solid state reactions from binary or elemental compounds.<sup>246,247</sup>

Hydroxo clusters of indium  $[(\text{TACNIn})_4(\text{OH})_6]^{6+}$  (**479–480**) were the first oxygen species reported, synthesized at room temperature by  $\text{InCl}_3$  and TACN in basic aqueous solution in the presence of different counterions.<sup>248</sup>

By utilizing a formally negative ligand, the charge reduced dication  $[(\text{BuGa})_4(\text{OH})_6][\text{CHB}_{11}\text{Br}_6\text{Me}_5]$  (**481**) with a carborane counterion was obtained from hydrolysis of a low coordinate Ga complex.<sup>249</sup>

Another cluster type counterion is observed in  $\{[(\text{Me}_3\text{Si})_3\text{Si}]_4\text{Ga}_4\text{O}(\text{OH})_5\}[\{(\text{CO})_3\text{Fe}\}_3\{\text{GaSi}(\text{SiMe}_3)_3\}_2\{\text{GaFe}(\text{CO})_4\}]$  (**482**), which comprises a central  $\text{Ga}_4\text{O}(\text{OH})_5$  adamantane-type structure with mixed E sites decorated by hypersilyl groups  $(\text{Si}(\text{SiMe}_3)_3)$  leading to a monocationic cluster.<sup>250</sup> It is formed by a rearrangement of  $[(\text{Me}_3\text{Si})_3\text{SiGaCl}]_4$  in the presence of  $\text{Na}_2\text{Fe}(\text{CO})_4 \cdot 2$  dioxane and NaOH.

Mixed oxo and hydroxo clusters  $\{[(\text{Me}_3\text{Si})_3\text{CM}]_4\text{O}_2(\text{OH})_4\}$  (**483–484**,  $\text{M} = \text{Al, Ga}$ ) can also be isolated as neutral compounds from the stepwise hydrolysis of a precursor complex  $[(\text{Me}_3\text{Si})_3\text{CMMe}_2]$ , albeit in low yields.<sup>251</sup>

A pentadentate ligand was used to create a dianionic compound,  $[\text{enH}_2][\text{Al}_4(\text{OH})_4(\text{hpdta})_2]$  (**485**,  $\text{en} =$  ethane-1,2-diamine, Fig. 11), in which the  $\text{hpdta}$  ligands each use one oxygen moiety as a  $\mu$ -bridging site in the E position while coordinating with the two N atoms and the other four oxygen positions to the Al atoms.<sup>139</sup> The cluster was isolated after a simple condensation reaction between  $\text{AlCl}_3$  and the quintuply protonated ligand  $\text{H}_5\text{hpdta}$  in ethane-1,2-diamine.

Lastly, a single oxo centered cluster  $[(\mu_4\text{-O})\{(\text{Me}_3\text{Si})_3\text{CIn}\}_4(\text{OH})_6]$  (**486**, Fig. 11) is synthesized by reacting the In complex  $\text{Li}[\text{Me}_3\text{SiInCl}_3]$  with  $\text{Li}[\text{AlH}_4]$  to obtain a cyclic Li/In hydride

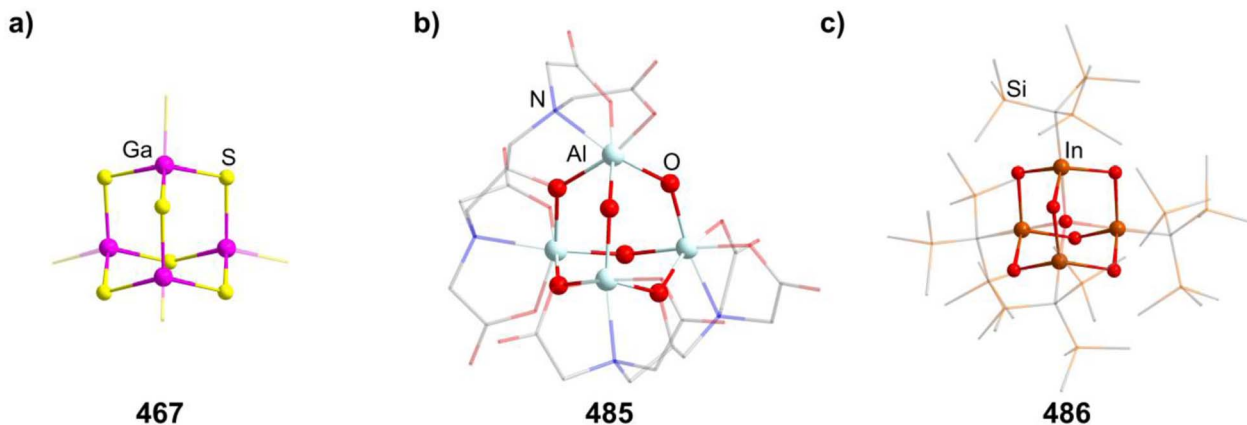


Fig. 11 Examples of adamantane-type compounds with group 13 elements in the Q-position and group 16 atoms in the E-position:  $\text{K}_8[\text{Ga}_4\text{S}_{10}]$  (**467**, left (a)),  $[\text{enH}_2][\text{Al}_4(\text{OH})_4(\text{hpdta})_2]$  (**485**, center (b)) and  $[(\mu_4\text{-O})\{(\text{Me}_3\text{Si})_3\text{CIn}\}_4(\text{OH})_6]$  (**486**, right (c)). Hydrogen atoms and counterions, if present, are omitted for clarity.



Table 11 Adamantane-type compounds with group 13 elements in the Q-position and group 16 atoms in the E-position<sup>a</sup>

Compound	Reagents/conditions	Method
K <sub>8</sub> [Ga <sub>4</sub> S <sub>10</sub> ] (467)	Ga <sub>2</sub> S <sub>3</sub> , K <sub>2</sub> S/H <sub>2</sub> O, 90 °C, 4 h	C <sup>240</sup>
K <sub>8</sub> [In <sub>4</sub> S <sub>10</sub> ] (468)	In <sub>2</sub> S <sub>3</sub> , K <sub>2</sub> S/H <sub>2</sub> O, 90 °C, 4 h	C <sup>240</sup>
K <sub>8</sub> [In <sub>4</sub> Se <sub>10</sub> ] (469)	In <sub>2</sub> Se <sub>3</sub> , K <sub>2</sub> S/H <sub>2</sub> O, 90 °C, 4 h	C <sup>240</sup>
[H <sub>2</sub> dap] <sub>4</sub> [Ga <sub>4</sub> Se <sub>10</sub> ] (470)	Ga, Se, dap, H <sub>2</sub> O/170 °C, 5 days	B <sup>241</sup>
[(C <sub>3</sub> H <sub>7</sub> ) <sub>2</sub> NH <sub>2</sub> ] <sub>4</sub> [(InSH) <sub>4</sub> S <sub>6</sub> ] (471)	In, S, dipropylamine/180 °C, 5 days	B <sup>242</sup>
[NHMe <sub>3</sub> ] <sub>4</sub> [(InSH) <sub>4</sub> S <sub>6</sub> ] (472)	In, S, NMe <sub>3</sub> /EtOH, 140 °C, 5 days	B <sup>243</sup>
{[Ni(tepa)] <sub>2</sub> SO <sub>4</sub> }[Ni(tepa)(GaSH) <sub>4</sub> S <sub>6</sub> ] (473)	Ga, NiS, tepa/H <sub>2</sub> O, 180 °C, 7 days	B <sup>241</sup>
[(AlNMe <sub>3</sub> ) <sub>4</sub> S <sub>6</sub> ] (474)	Me <sub>3</sub> N·AlH <sub>3</sub> , (SiMe <sub>3</sub> ) <sub>2</sub> S/toluene, 110 °C, 5 days	D <sup>244</sup>
[(GaNH <sub>3</sub> ) <sub>4</sub> S <sub>6</sub> ] (475)	Ga, S, [NMe <sub>4</sub> ]Cl, urea/N <sub>2</sub> H <sub>4</sub> ·H <sub>2</sub> O, 180 °C, 8 days	B <sup>243</sup>
[(4-Me <sub>2</sub> N-C <sub>5</sub> H <sub>4</sub> NGa) <sub>4</sub> S <sub>6</sub> ] (476)	1. (4-Me <sub>2</sub> N-C <sub>5</sub> H <sub>4</sub> N)GaHCl <sub>2</sub> , (SiMe <sub>3</sub> ) <sub>2</sub> S/MeCN, -25 °C to RT, 29 h 2. 4-Me <sub>2</sub> N-C <sub>5</sub> H <sub>4</sub> N/MeCN, 82 °C, 8 h	D <sup>245</sup>
[(AlI) <sub>4</sub> (SMe) <sub>4</sub> S <sub>2</sub> ] (477)	1. Ga, GaI <sub>3</sub> , AlI <sub>3</sub> /200 °C 2. Me <sub>2</sub> S <sub>2</sub> /110 °C	A <sup>247</sup>
[(GaI) <sub>4</sub> (SMe) <sub>4</sub> S <sub>2</sub> ] (478)	Me <sub>2</sub> S <sub>2</sub> , Ga <sub>2</sub> I <sub>4</sub> /110 °C	A <sup>246</sup>
[(TACNIn) <sub>4</sub> (OH) <sub>6</sub> ](ClO <sub>4</sub> ) <sub>6</sub> (479)	InBr <sub>3</sub> , NaOH, NaClO <sub>4</sub> , TACN/H <sub>2</sub> O, 12 h	C <sup>248</sup>
[(TACNIn) <sub>4</sub> (OH) <sub>6</sub> ](S <sub>2</sub> O <sub>6</sub> ) <sub>3</sub> (480)	InBr <sub>3</sub> , NaOH, Na <sub>2</sub> S <sub>2</sub> O <sub>6</sub> , TACN/H <sub>2</sub> O, 12 h	C <sup>248</sup>
[(BuGa) <sub>4</sub> (OH) <sub>6</sub> ][CHB <sub>11</sub> Br <sub>6</sub> Me <sub>5</sub> ] (481)	[2,6-(2,6-Me <sub>2</sub> C <sub>6</sub> H <sub>3</sub> ) <sub>2</sub> C <sub>5</sub> H <sub>3</sub> Ga <sup>n</sup> Bu] [CHB <sub>11</sub> Br <sub>6</sub> Me <sub>5</sub> ], H <sub>2</sub> O/C <sub>6</sub> D <sub>6</sub> , 16 h	I <sup>249</sup>
{[(Me <sub>3</sub> Si) <sub>3</sub> Si] <sub>4</sub> Ga <sub>4</sub> O(OH) <sub>5</sub> }	[(Me <sub>3</sub> Si) <sub>3</sub> SiGaCl] <sub>4</sub> , Na <sub>2</sub> Fe(CO) <sub>4</sub> ·2 dioxane, NaOH/Et <sub>2</sub> O	J <sup>250</sup>
{[(CO) <sub>3</sub> Fe] <sub>3</sub> [GaSi(SiMe <sub>3</sub> ) <sub>3</sub> ] <sub>2</sub> [GaFe(CO) <sub>4</sub> ] (482)}	NaOH/Et <sub>2</sub> O	I <sup>251</sup>
{[(Me <sub>3</sub> Si) <sub>3</sub> CAl] <sub>4</sub> O <sub>2</sub> (OH) <sub>4</sub> } (483)	1. AlMe <sub>2</sub> Cl, [(Me <sub>3</sub> Si) <sub>3</sub> CLi·2 thf]/THF, hexane, 15 h 2. H <sub>2</sub> O/THF, -10 °C, 1 h	I <sup>251</sup>
{[(Me <sub>3</sub> Si) <sub>3</sub> CGa] <sub>4</sub> O <sub>2</sub> (OH) <sub>4</sub> } (484)	1. GaMe <sub>2</sub> Cl, [(Me <sub>3</sub> Si) <sub>3</sub> CLi·2 thf]/THF, hexane, 15 h 2. H <sub>2</sub> O/THF, 24 h, 150 °C, 4 h	I <sup>251</sup>
[enH <sub>2</sub> ][Al <sub>4</sub> (OH) <sub>4</sub> (hpdt) <sub>2</sub> ] (485)	H <sub>3</sub> hpdt, AlCl <sub>3</sub> , en/H <sub>2</sub> O	K <sup>139</sup>
[(μ <sub>4</sub> -O){(Me <sub>3</sub> Si) <sub>3</sub> CIn} <sub>4</sub> (OH) <sub>6</sub> ] (486)	1. InCl <sub>3</sub> , (Me <sub>3</sub> Si) <sub>3</sub> CLi/THF, -40 °C 2. LiAlH <sub>4</sub> /THF, -78 °C 3. MeOH, H <sub>2</sub> O	I <sup>252</sup>

<sup>a</sup> dap = 1,2-diaminopropane, tepa = tetraethylenepentamine

compound [(Me<sub>3</sub>Si)(H)In(μ-H)Li(thf)<sub>2</sub>(μ-H)In(μ-H)(H)(SiMe<sub>3</sub>)], which will subsequently hydrolyze to the target compound.<sup>252</sup>

**2.1.5.12 Group 14/16 adamantane-type clusters.** The combination of group 14 and 16 elements entails the most compounds investigated until now. Most examples have been synthesized with the sulfides, selenides and, to a lesser degree, tellurides. Looking at the group 14 element, there are many examples for compounds with Si, Ge and Sn, but only a single one for a compound with Pb.

Two large groups of monomeric compounds can be defined: the first are purely inorganic cluster anions with a formal composition of [Q<sub>4</sub>E<sub>10</sub>]<sup>4-</sup> (487–563, Fig. 12) and their derivatives. They are the analogs to previously discussed group 13 compounds like [Ga<sub>4</sub>S<sub>10</sub>]<sup>8-</sup> but feature many more examples and a lower charge. They are mostly formed from the elements and/or simple binary precursors by the Methods A–C and E, resulting in regular adamantane-type anions with mostly (alkaline) metal or ammonium counterions.<sup>253–282</sup> In a unique synthetic approach, it was also shown that those clusters can be made electrochemically using a Sn<sub>2</sub>Se<sub>3</sub> cathode in a [Et<sub>4</sub>N]Br electrolyte solution in ethane-1,2-diamine to form [Et<sub>4</sub>N]<sub>4</sub>[Sn<sub>4</sub>Se<sub>10</sub>] (517).<sup>283</sup>

The known [Ge<sub>4</sub>E<sub>10</sub>] cluster compounds are often used as reactants in ion exchange reactions (Method L) to introduce

a desired functionality or structural template to the compound, such as larger ammonium cations forming lamellar structures (521–538),<sup>284–286</sup> organic molecules (539–546)<sup>287–291</sup> or transition metal complexes with interesting optical properties (547–551).<sup>289,292,293</sup> The family of clusters with metal complex counterions could also be expanded by starting from elements and binary precursors in solvothermal reactions (Method B) to not only obtain more Ge clusters (552–556),<sup>294–297</sup> but also Sn congeners as well as rare earth containing examples (557–562).<sup>298–300</sup> In one case, the addition of antimony to such a reaction mix of GeO<sub>2</sub> and elemental sulfur led to the formation of a compound with two distinct clusters, [(Me)<sub>2</sub>NH<sub>2</sub>]<sub>6</sub>[Ge<sub>2</sub>Sb<sub>2</sub>S<sub>7</sub>][Ge<sub>4</sub>S<sub>10</sub>] (563), one adamantane-type and another ternary molecule with noradamantane like topology.<sup>301</sup>

Unlike the other compounds in this section, the oxo cluster compound [Mn(en)<sub>3</sub>]<sub>2</sub>[Ge<sub>4</sub>O<sub>6</sub>Te<sub>4</sub>] (564, Fig. 12) deviates from the strict [Q<sub>4</sub>E<sub>10</sub>]<sup>4-</sup> cluster buildup and carries terminal Te groups at the Q position. It is obtained from a solvothermal reaction of Ge, Te, Mn(OAc)<sub>2</sub> and [Me<sub>4</sub>N]I in ethane-1,2-diamine.<sup>302</sup>

The other group contains predominantly neutral clusters with mostly organic ligands of the type [(RQ)<sub>4</sub>E<sub>6</sub>]. While at first reactions were carried out using gaseous H<sub>2</sub>E (E = S, Se) and a group 14 halide RQX<sub>3</sub>,<sup>303–305</sup> most hybrid materials can be obtained through route D, using a solid or liquid chalcogenide





Fig. 12 Examples of adamantane-type compounds with purely inorganic cluster anions with group 14 elements in the Q position and group 16 atoms in the E position:  $\text{Na}_4[\text{Si}_4\text{S}_{10}]$  (**487**, left (a)),  $[\text{18-crown-6-K}]_4[\text{Sn}_4\text{Se}_{10}]$  (**514**, center (b)) and  $[\text{Mn}(\text{en})_3]_2[\text{Ge}_4\text{O}_6\text{Te}_4]$  (**564**, right (c)). Counterions are omitted for clarity.

source  $\text{A}_2\text{E}$  (A = alkaline metal,  $\text{SiMe}_3$ ; E = S, Se) to prepare **565–612** (Fig. 13).<sup>306–322</sup> As some of them are sensitive to water, the  $(\text{SiMe}_3)_2\text{E}$  precursors are often advantageous for their solubility in organic solvents. The clusters' structure is heavily influenced by their organic component. In some cases, this leads to an equilibrium between compounds with an adamantane like cluster core architecture and compounds featuring the previously discussed double decker type (see section 2.1.4).<sup>306,307,323</sup> Especially for tin compounds, back coordinating ligands shift the equilibrium away from the adamantane-type architecture, also resulting in defect heterocubane type arrangements, while some Ge congeners can be obtained in the adamantane topology.<sup>323</sup>

Reactive organic groups on the adamantanes can be used as a site to introduce new functionality. But to prevent the formation of defect heterocubane or double decker type cluster during the addition of Lewis basic ligands to an adamantane core, back-coordination must be prevented by using inflexible ligands.<sup>321</sup>

Tellurium containing adamantanes of the  $[(\text{RQ})_4\text{E}_6]$  type have not been obtained yet by Method D. However, in one example, the silicon cluster  $[\text{Si}_4\{\text{N}(\text{SiMe}_3)\text{Dipp}\}_4]$  (Dipp = 2,6-diisopropylphenyl) can be reacted with  $(^t\text{Bu})_3\text{PTe}$  to afford the desired  $[(\text{N}(\text{SiMe}_3)\text{DippSi})_4\text{Te}_6]$  (**613**, Fig. 13).<sup>324</sup>

In a unique oxidative addition of a  $\text{Sn}^{\text{II}}$  species  $\text{N}(2,6\text{-}^i\text{Pr}_2\text{-C}_6\text{H}_3)(\text{SiMe}_3)\text{SnCl}$  with elemental sulfur or selenium,  $[\{\text{N}(2,6\text{-}^i\text{Pr}_2\text{C}_6\text{H}_3)(\text{SiMe}_3)\text{Sn}\}_4\text{E}_6]$  (**614–615**, E = S, Se) were isolated.<sup>325</sup>

Aside from purely organic ligands, organometallic fragments have also been used to stabilize adamantane-type clusters by the same  $\text{RSnX}_3$  and  $\text{A}_2\text{E}$  method described above, either with  $\{\text{Cp}(\text{CO})_x\text{M}\}$  fragments (**616–618**)<sup>326–328</sup> or ferrocenyl ligands (**619–620**).<sup>329,330</sup>

It was also possible to exchange one organic ligand in  $[(\text{PhSn})_4\text{E}_6]$  with a  $\text{M}_3\text{S}_4$  (M = Mo, W) fragment under retention of the adamantane framework by simple addition of  $[\text{Cp}(\text{CO})_3\text{-MCl}]$  and  $(\text{SiMe}_3)_2\text{S}$ , resulting in  $[\{(\text{PhSn})_3\text{SnS}_6\}\{(\text{MCp})_3\text{S}_4\}]$  (**621–622**, Fig. 13).<sup>331</sup>

One case, leading to an anionic adamantane-type structure with a gold counterion, could be realized by the rearrangement of a defect heterocubane type cluster  $[\{\text{Me}(\text{O})\text{CCH}_2\text{CMe}_2\text{Sn}\}_3\text{S}_4]$  Cl combined with a ligand extension to  $[\text{Au}(\text{dppe})_2][\{\text{Me}(\text{H}_2\text{NN})\text{CCH}_2\text{CMe}_2\text{Sn}\}_4\text{S}_6\text{Cl}]$  (**623**) in the presence of a gold complex.<sup>332</sup>

Compounds with oxygen in the E position are much rarer with only seven examples, one of which is the only known Pb containing adamantane  $[(\mu_4\text{-O})\text{Pb}_4(\text{OSiPh}_3)_6]$  (**624**, Fig. 13), featuring an endohedral  $\mu_4\text{-O}$  atom and silanolate  $\mu$ -bridging groups.<sup>333,334</sup> **624** was isolated after a reaction of plumbocene with  $\text{Ph}_3\text{SiOH}$  in  $\text{Et}_2\text{O}$ .

The stoichiometric hydrolysis of  $\text{RSiCl}_3$  with bulky R leads to the formation of adamantane type clusters  $[(\text{RSi})_4\text{O}_6]$  (**625–626**, R =  $^t\text{Bu}$ ,  $^i\text{Pr}$ ), as the polymeric species are inhibited due to steric reasons.<sup>335</sup>

A reaction more closely related to the synthesis of the higher chalcogenide congeners is utilized for  $[\{(\text{Me}_3\text{Si})_3\text{CSn}\}_4\text{O}_6]$  (**627**), which is made by combining  $(\text{Me}_3\text{Si})_3\text{CSnCl}_3$  with  $\text{Na}_2\text{O}$ .<sup>317</sup>

Two further examples obtained from hydrolysis are stabilized by transition metal fragments (**628–629**),<sup>336,337</sup> with the last one being a cationic species  $[\{\text{Sn}(\text{DMEGqu})\text{Br}\}_4\text{O}_4(\text{OH})_2]\text{Br}_2$  (**630**,  $\text{DMEGqu} = N\text{-}(1,3\text{-dimethylimidazolidin-2-ylidene})\text{quinoline-8-amine}$ ) formed by  $\text{SnBr}_4$ ,  $\text{DMEGqu}$  and  $\text{H}_2\text{O}$  and exhibiting a coordination number of 6 at the Sn center, unusual for adamantane-type structures.<sup>338</sup>

**2.1.5.13 Group 15/16 adamantane-type clusters.** The simplest adamantanes with the combination of 15/16 elements are  $\text{P}_4\text{O}_{10}$ ,  $\text{P}_4\text{O}_6$ ,  $\text{P}_4\text{S}_{10}$ ,  $\text{P}_4\text{Se}_{10}$  or  $\text{As}_4\text{O}_{10}$ . They are often used as precursors for further derivatives.

Simple derivatization reactions on  $[\text{P}_4\text{O}_6]$  can be carried out by adding terminal chalcogenide groups to the P moieties, oxidizing them from their +III to a +V state. A straightforward method is the thermal oxidation reaction in the presence of trace amount of water to form  $[\text{P}_4\text{O}_7]$  (**631**).<sup>339–342</sup> Ligand exchange reactions using  $[\text{P}_4\text{S}_{10}]$  or  $[\text{P}_4\text{Se}_{10}]$  can be used with  $[\text{P}_4\text{O}_6]$  to obtain the series  $[(\text{P}_4\text{O}_6\text{S}_x)]$  (**632–635**,  $x = 1\text{--}4$ ) and  $[(\text{P}_4\text{O}_6\text{Se}_x)]$  (**636–638**,  $x = 1\text{--}3$ ) with the four fold substituted selenium compound not being achieved due to the lower



**Table 12** Adamantane-type compounds with purely inorganic cluster anions with group 14 elements in the Q position and group 16 atoms in the E position<sup>a</sup>

Compound	Reagents/conditions	Method
Na <sub>4</sub> [Si <sub>4</sub> Si <sub>10</sub> ] (487)	SiS <sub>2</sub> , Na <sub>2</sub> S/800 °C, 48 h	A <sup>253</sup>
Na <sub>4</sub> [Si <sub>4</sub> Se <sub>10</sub> ] (488)	Na, Si, Se/800 °C	A <sup>254</sup>
K <sub>4</sub> [Si <sub>4</sub> Te <sub>10</sub> ] (489)	K, Si, Te/350 to 400 °C, 17 h	A <sup>255</sup>
Na <sub>4</sub> [Ge <sub>4</sub> Si <sub>10</sub> ] (490)	GeS <sub>2</sub> , Na <sub>2</sub> S/H <sub>2</sub> O or GeS <sub>2</sub> , Na <sub>2</sub> S/800 °C, 48 h	A/C <sup>253,256–259</sup>
K <sub>4</sub> [Ge <sub>4</sub> Si <sub>10</sub> ] (491)	GeS <sub>2</sub> , K <sub>2</sub> S/H <sub>2</sub> O	C <sup>256</sup>
Rb <sub>4</sub> [Ge <sub>4</sub> Si <sub>10</sub> ] (492)	GeS <sub>2</sub> , Rb <sub>2</sub> S/H <sub>2</sub> O	C <sup>256</sup>
Cs <sub>4</sub> [Ge <sub>4</sub> Si <sub>10</sub> ] (493)	GeS <sub>2</sub> , Cs <sub>2</sub> S/H <sub>2</sub> O or S, Ge, CsOH/H <sub>2</sub> O, 150 °C, 16 h	B/C <sup>256,260,261</sup>
Ba <sub>2</sub> [Ge <sub>4</sub> Si <sub>10</sub> ] (494)	GeS <sub>2</sub> , BaS/1250 °C	A <sup>253</sup>
Tl <sub>4</sub> [Ge <sub>4</sub> Si <sub>10</sub> ] (495)	Tl <sub>2</sub> S, GeS <sub>2</sub> /500 °C, 10 days	A <sup>262</sup>
[Me <sub>4</sub> N] <sub>4</sub> [Ge <sub>4</sub> Si <sub>10</sub> ] (496)	GeS <sub>2</sub> , [Me <sub>4</sub> N]HS, H <sub>2</sub> S/H <sub>2</sub> O, 150 °C, 4 days or GeS <sub>2</sub> , [Me <sub>4</sub> N]Cl, Na <sub>2</sub> CO <sub>3</sub> /H <sub>2</sub> O, 120 °C, 2 days	G/B <sup>263–266</sup>
[EtNH <sub>3</sub> ] <sub>3</sub> [MeNH <sub>3</sub> ][Ge <sub>4</sub> Si <sub>10</sub> ] (497)	1. GeO <sub>2</sub> , S, MeNH <sub>2</sub> /EtOH, 160 °C, 24 h 2. EtNH <sub>2</sub> /EtOH, 160 °C, 24 h	B <sup>281</sup>
[Li <sub>4</sub> (H <sub>2</sub> O) <sub>16</sub> ][Ge <sub>4</sub> Se <sub>10</sub> ] (498)	1. LiSe <sub>2</sub> , Ge, Se/heat to melt 2. H <sub>2</sub> O	E <sup>282</sup>
[Li <sub>4</sub> (thf) <sub>12</sub> ][Ge <sub>4</sub> Se <sub>10</sub> ] (499)	1. LiSe <sub>2</sub> , Ge, Se/heat to melt 2. THF	E <sup>282</sup>
Na <sub>4</sub> [Ge <sub>4</sub> Se <sub>10</sub> ] (500)	Na, Ge, Se/800 °C	A <sup>267</sup>
K <sub>4</sub> [Ge <sub>4</sub> Se <sub>10</sub> ] (501)	K, Ge, Se/800 °C	A <sup>268</sup>
Rb <sub>4</sub> [Ge <sub>4</sub> Se <sub>10</sub> ] (502)	Rb <sub>2</sub> CO <sub>3</sub> , Ge, Se/MeOH, 190 °C, 24 h	B <sup>269</sup>
Cs <sub>4</sub> [Ge <sub>4</sub> Se <sub>10</sub> ] (503)	Cs <sub>2</sub> CO <sub>3</sub> , Ge, Se/MeOH, 190 °C to RT, 4 h	B <sup>270</sup>
Tl <sub>4</sub> [Ge <sub>4</sub> Se <sub>10</sub> ] (504)	Tl <sub>2</sub> Se, GeSe <sub>2</sub> /500 to 400 °C, 9 days	A <sup>271</sup>
[Me <sub>4</sub> N] <sub>4</sub> [Ge <sub>4</sub> Se <sub>10</sub> ] (505)	Ge, Se, Me <sub>4</sub> N/OH/H <sub>2</sub> O, 150 °C, 3 days	B <sup>272</sup>
[(C <sub>3</sub> H <sub>7</sub> ) <sub>3</sub> NH] <sub>4</sub> [Ge <sub>4</sub> Se <sub>10</sub> ] (506)	Ge, Se, N(C <sub>3</sub> H <sub>7</sub> ) <sub>3</sub> /H <sub>2</sub> O, 230 °C, 20 days	B <sup>273</sup>
[Et <sub>4</sub> N] <sub>4</sub> [Ge <sub>4</sub> Te <sub>10</sub> ] (507)	1. K <sub>2</sub> Te, Ge, Te/heat to melt 2. [Et <sub>4</sub> N]Br/en, 3 days	E <sup>274</sup>
[R <sub>4</sub> N] <sub>4</sub> [Sn <sub>4</sub> E <sub>10</sub> ], (508–513, R = Me, Et; E = S, Se, Te)	1. K <sub>2</sub> E, E, Sn/heat to melt 2. [R <sub>4</sub> N]Br/en, 100 °C, 12 h	E <sup>275</sup>
[18-Crown-6-K] <sub>4</sub> [Sn <sub>4</sub> Se <sub>10</sub> ] (514)	1. K, Sn, Se/heat to melt 2. 18-Crown-6/THF, en, 14 days	E <sup>276</sup>
(K[2.2.2]-crypt) <sub>4</sub> [Sn <sub>4</sub> Se <sub>10</sub> ] (515)	1. K, Sn, Se/heat to melt 2. [2.2.2]-crypt/en, NH <sub>3</sub> , -40 °C	E <sup>277</sup>
[Me <sub>4</sub> N] <sub>4</sub> [Sn <sub>4</sub> Se <sub>10</sub> ] (516)	Sn, Se, [Me <sub>4</sub> N]OH/H <sub>2</sub> O, 150 °C, 16 days	B <sup>278</sup>
[Et <sub>4</sub> N] <sub>4</sub> [Sn <sub>4</sub> Se <sub>10</sub> ] (517)	[Et <sub>4</sub> N]Br, Sn <sub>2</sub> Se <sub>3</sub> cathode, Ni anode/en, 300 μA, 5 V, 5 days	N <sup>283</sup>
[(CHMeEt) <sub>2</sub> NH <sub>2</sub> ] <sub>4</sub> [Sn <sub>4</sub> Se <sub>10</sub> ] (518)	Sn, Se (CHMeEt) <sub>2</sub> NH/H <sub>2</sub> O, 160 °C, 25 days	B <sup>279</sup>
[(C <sub>3</sub> H <sub>7</sub> ) <sub>2</sub> NH <sub>2</sub> ] <sub>4</sub> [Sn <sub>4</sub> Se <sub>10</sub> ] (519)	Sn, Se, S, (C <sub>3</sub> H <sub>7</sub> ) <sub>3</sub> N/H <sub>2</sub> O, 130 °C, 20 days	B <sup>280</sup>
[18-Crown-6-K] <sub>4</sub> [Sn <sub>4</sub> Te <sub>10</sub> ] (520)	1. K <sub>2</sub> Te, Sn, Te/heat to melt 2. 18-Crown-6/THF, en, 28 days	E <sup>276</sup>
[C <sub>n</sub> H <sub>2n+1</sub> NMe <sub>3</sub> ] <sub>4</sub> [Ge <sub>4</sub> Si <sub>10</sub> ] (521–524, n = 12, 14, 16, 18)	Na <sub>4</sub> [Ge <sub>4</sub> Si <sub>10</sub> ] (490), [C <sub>n</sub> H <sub>2n+1</sub> NMe <sub>3</sub> ]Br/H <sub>2</sub> O, 18 h	O <sup>284</sup>
[C <sub>8</sub> H <sub>17</sub> NMe <sub>3</sub> ] <sub>4</sub> [Ge <sub>4</sub> Se <sub>10</sub> ] (525)	K <sub>4</sub> [Ge <sub>4</sub> Se <sub>10</sub> ] (501), [C <sub>8</sub> H <sub>17</sub> NMe <sub>3</sub> ]Br/Me <sub>2</sub> CO, H <sub>2</sub> O, 3 days	O <sup>285</sup>
[C <sub>9</sub> H <sub>19</sub> NMe <sub>3</sub> ] <sub>4</sub> [Ge <sub>4</sub> Se <sub>10</sub> ] (526)	K <sub>4</sub> [Ge <sub>4</sub> Se <sub>10</sub> ] (501), [C <sub>9</sub> H <sub>19</sub> NMe <sub>3</sub> ]Br/Me <sub>2</sub> CO, H <sub>2</sub> O, 45 °C, 1 day	O <sup>285</sup>
[C <sub>8</sub> H <sub>17</sub> NMe <sub>2</sub> H] <sub>4</sub> [Ge <sub>4</sub> Se <sub>10</sub> ] (527)	K <sub>4</sub> [Ge <sub>4</sub> Se <sub>10</sub> ] (501), [C <sub>8</sub> H <sub>17</sub> NMe <sub>2</sub> H]Cl/Me <sub>2</sub> CO, H <sub>2</sub> O, 40 °C, 1 day	O <sup>285</sup>
[C <sub>n</sub> H <sub>2n+1</sub> NMe <sub>3</sub> ] <sub>4</sub> [Ge <sub>4</sub> Se <sub>10</sub> ] (528–530, n = 10, 11, 12)	K <sub>4</sub> [Ge <sub>4</sub> Se <sub>10</sub> ] (501), [C <sub>n</sub> H <sub>2n+1</sub> NMe <sub>3</sub> ]Br/Me <sub>2</sub> CO, H <sub>2</sub> O, 80 °C, 1 day	O <sup>285</sup>
[C <sub>n</sub> H <sub>2n+1</sub> NMe <sub>3</sub> ] <sub>4</sub> [Ge <sub>4</sub> Se <sub>10</sub> ] (531–573, n = 14, 16, 18)	K <sub>4</sub> [Ge <sub>4</sub> Se <sub>10</sub> ] (501), [C <sub>n</sub> H <sub>2n+1</sub> NMe <sub>3</sub> ]Br/Me <sub>2</sub> CO, H <sub>2</sub> O, 120 °C, 3 days	O <sup>285</sup>
[(C <sub>4</sub> H <sub>9</sub> ) <sub>3</sub> NH] <sub>4</sub> [Ge <sub>4</sub> Se <sub>10</sub> ] (534)	K <sub>4</sub> [Ge <sub>4</sub> Se <sub>10</sub> ] (501), (C <sub>4</sub> H <sub>9</sub> ) <sub>3</sub> N, HCl/Me <sub>2</sub> CO, H <sub>2</sub> O, 50 °C, 3 days	O <sup>285</sup>
[C <sub>n</sub> H <sub>2n+1</sub> NH <sub>3</sub> ] <sub>4</sub> [Ge <sub>4</sub> Se <sub>10</sub> ] (535–538, n = 12, 14, 16, 18)	Na <sub>4</sub> [Ge <sub>4</sub> Se <sub>10</sub> ] (500), [C <sub>n</sub> H <sub>2n+1</sub> NH <sub>3</sub> ]Cl/EtOH, H <sub>2</sub> O, 60 °C 2 h	O <sup>286</sup>
(H <sub>2</sub> 4,4'-bipy) <sub>2</sub> [Ge <sub>4</sub> Si <sub>10</sub> ]·4,4'-bipy (539)	[Me <sub>4</sub> N] <sub>4</sub> [Ge <sub>4</sub> Si <sub>10</sub> ] (496), Cu(NO <sub>3</sub> ) <sub>2</sub> , 4,4'-bipy/140 °C, 3 days	O <sup>287</sup>
[(C <sub>n</sub> H <sub>2n+1</sub> ) <sub>2</sub> Vio] <sub>2</sub> [Ge <sub>4</sub> Si <sub>10</sub> ] (540–543, n = 0, 2, 3,4)	[Me <sub>4</sub> N] <sub>2</sub> [Ge <sub>4</sub> Si <sub>10</sub> ] (496), [(C <sub>n</sub> H <sub>2n+1</sub> ) <sub>2</sub> Vio] <sup>i</sup> PrOH, H <sub>2</sub> O, 3 days	O <sup>288</sup>
[Me <sub>2</sub> Vio] <sub>2</sub> [Ge <sub>4</sub> Si <sub>10</sub> ] (544)	[Me <sub>4</sub> N] <sub>2</sub> [Ge <sub>4</sub> Si <sub>10</sub> ] (496), [MV]I <sub>2</sub> /H <sub>2</sub> O, MeOH, DMF	O <sup>289</sup>



Table 12 (Contd.)

Compound	Reagents/conditions	Method
TMPyP[Ge <sub>4</sub> S <sub>10</sub> ] (545)	[Me <sub>4</sub> N] <sub>2</sub> [Ge <sub>4</sub> S <sub>10</sub> ] (496), TMPyP(PF <sub>6</sub> ) <sub>4</sub> /MeOH, H <sub>2</sub> O, DMF, 80 °C, 7 days	O <sup>290</sup>
[DMBPE] <sub>2</sub> [Ge <sub>4</sub> S <sub>10</sub> ] (546)	[Me <sub>4</sub> N] <sub>2</sub> [Ge <sub>4</sub> S <sub>10</sub> ] (496), [DMBPE]I <sub>2</sub> /H <sub>2</sub> O	O <sup>291</sup>
[Ni(cyclam)] <sub>3</sub> [Ni(cyclam)(H <sub>2</sub> O) <sub>2</sub> ][Ge <sub>4</sub> S <sub>10</sub> ] <sub>2</sub> (547)	[Me <sub>4</sub> N] <sub>2</sub> [Ge <sub>4</sub> S <sub>10</sub> ] (496), [Ni(cyclam)](ClO <sub>4</sub> ) <sub>2</sub> /MeCN, H <sub>2</sub> O, 3 days	O <sup>292</sup>
[Mn(2,2'-bipy) <sub>2</sub> H <sub>2</sub> O][Ge <sub>4</sub> S <sub>10</sub> ] (548)	[Me <sub>4</sub> N] <sub>2</sub> [Ge <sub>4</sub> S <sub>10</sub> ] (496), [Mn(2,2'-bipy) <sub>3</sub> ](ClO <sub>4</sub> ) <sub>2</sub> /MeCN, H <sub>2</sub> O, 3 days	O <sup>292</sup>
[Fe(2,2'-bipy) <sub>3</sub> ] <sub>2</sub> [Ge <sub>4</sub> S <sub>10</sub> ] (549)	[Me <sub>4</sub> N] <sub>2</sub> [Ge <sub>4</sub> S <sub>10</sub> ] (496), [Fe(2,2'-bipy) <sub>3</sub> ](ClO <sub>4</sub> ) <sub>2</sub> /H <sub>2</sub> O, 1 day	O <sup>292</sup>
[Ni(phen) <sub>3</sub> ] <sub>2</sub> [Ge <sub>4</sub> S <sub>10</sub> ] (550)	[Me <sub>4</sub> N] <sub>2</sub> [Ge <sub>4</sub> S <sub>10</sub> ] (496), [Ni(phen) <sub>3</sub> ]Cl <sub>2</sub> /MeOH, H <sub>2</sub> O, 12 h	O <sup>293</sup>
MnTMPyP[Ge <sub>4</sub> S <sub>10</sub> ] (551)	[Me <sub>4</sub> N] <sub>2</sub> [Ge <sub>4</sub> S <sub>10</sub> ] (496), TMPyP(PF <sub>6</sub> ) <sub>4</sub> , MnCl <sub>2</sub> /MeOH, H <sub>2</sub> O, DMF, 80 °C, 7 days	O <sup>290</sup>
[Ni(trien) <sub>2</sub> ] <sub>2</sub> [Ge <sub>4</sub> S <sub>10</sub> ] (552)	GeO <sub>2</sub> , NiCl <sub>2</sub> , S/trien, 160 °C, 5 days	B <sup>294</sup>
[M(dap) <sub>3</sub> ] <sub>4</sub> [Ge <sub>4</sub> S <sub>10</sub> ]Cl <sub>4</sub> (553–554, M = Co, Ni)	GeO <sub>2</sub> , Sb, S, MCl <sub>2</sub> /dap, 170 °C, 6 days	B <sup>295</sup>
[Ni <sub>2</sub> (μ-teta)(teta) <sub>2</sub> ][Ge <sub>4</sub> S <sub>10</sub> ] (555)	GeO <sub>2</sub> , S, NiCl <sub>2</sub> , teta/H <sub>2</sub> O, 170 °C, 12 days	B <sup>296,297</sup>
[Ni(teta) <sub>2</sub> ] <sub>2</sub> [Ge <sub>4</sub> Se <sub>10</sub> ] (556)	GeO <sub>2</sub> , Se, NiCl <sub>2</sub> , teta/H <sub>2</sub> O, 170 °C, 16 days	B <sup>296</sup>
[Ho <sub>2</sub> (tepa) <sub>2</sub> (OH) <sub>2</sub> Cl <sub>2</sub> ] <sub>2</sub> [Sn <sub>4</sub> Se <sub>10</sub> ] (557)	SnCl <sub>4</sub> ·H <sub>2</sub> O, Se, HoCl <sub>3</sub> /tepa, 170 °C, 6 days	B <sup>298</sup>
[Ni(teta)(en)][Ni(teta)(hda)][Sn <sub>4</sub> Se <sub>10</sub> ] (558)	Sn, Se, Ni(OAc) <sub>2</sub> , hda/teta, 170 °C, 5 days	B <sup>299</sup>
[Ln <sub>2</sub> (tepa) <sub>2</sub> (OH) <sub>2</sub> Cl <sub>2</sub> ] <sub>2</sub> [Sn <sub>4</sub> Se <sub>10</sub> ] (559–562, Ln = Y, Dy, Er, Tm)	SnCl <sub>4</sub> ·5H <sub>2</sub> O, Se, LnCl <sub>3</sub> , Ag/tepa, 180 °C, 6 days	B <sup>300</sup>
[(Me) <sub>2</sub> NH <sub>2</sub> ] <sub>6</sub> [Ge <sub>2</sub> Sb <sub>2</sub> S <sub>7</sub> ][Ge <sub>4</sub> S <sub>10</sub> ] (563)	GeO <sub>2</sub> , Sb, S/DMF, 160 °C, 7 days	B <sup>301</sup>
[Mn(en) <sub>3</sub> ] <sub>2</sub> [Ge <sub>4</sub> O <sub>6</sub> Te <sub>4</sub> ] (564)	Ge, Te, Mn(OAc) <sub>2</sub> , [Me <sub>4</sub> N]I/en, 150 °C, 80 h	B <sup>302</sup>

<sup>a</sup> Vio = viologen dication, TMPyP = 5,10,15,20-tetrakis(*N*-methyl-4-pyridyl)porphyrin, DMBPE = *N,N'*-dimethyl-1,2-bis(4-pyridinium)-ethylene, cyclam = 1,4,8,11-tetraazacyclotetradecane, trien = triethylenetetramine, teta = triethylenetetramine.

reactivity of the reagent, which would make temperatures above the decomposition point necessary.<sup>343,344</sup> By employing this strategy and starting from **632**, a mixed S/Se compound [(P<sub>4</sub>O<sub>6</sub>SSe) (639) is accessible as well.<sup>343</sup> [(SP)<sub>4</sub>O<sub>6</sub>] (635) can also be obtained by reacting [P<sub>4</sub>O<sub>6</sub>] with elemental sulfur.<sup>345–347</sup> Repeating the reactions with [P<sub>4</sub>O<sub>7</sub>] gives the corresponding mixed terminated adamantane-type structures [P<sub>4</sub>O<sub>7</sub>S<sub>x</sub>] (640–642, *x* = 1–3) and [P<sub>4</sub>O<sub>7</sub>Se] (643), with impurities of [P<sub>4</sub>O<sub>8</sub>] (644) and [P<sub>4</sub>O<sub>8</sub>S<sub>x</sub>] (645–646, *x* = 1–2) being found in the sulfur containing reaction mixture.<sup>343,348,349</sup>

P<sub>4</sub>O<sub>6</sub> could also be used as a non-chelating tetradentate ligand to coordinate to Ni(CO)<sub>4</sub> in a solventless reaction at room temperature.<sup>350–352</sup> Depending on the ratio used, the complexes [P<sub>4</sub>O<sub>6</sub>{Ni(CO)<sub>3</sub>}<sub>*x*</sub>] (647–650, *x* = 1–4) or [(P<sub>4</sub>O<sub>6</sub>)<sub>*x*</sub>Ni(CO)<sub>4–*x*</sub>] (651–652, *x* = 2–3) could be obtained if one reactant is given in excess. Using a stoichiometric ratio, the formation of coordination polymers has been reported. Reactions with the iron carbonyl [Fe(CO)<sub>5</sub>] can similarly be carried out, but proceed much slower and at higher temperatures (653–656).<sup>351,353</sup>

[P<sub>4</sub>S<sub>10</sub>] (657, Fig. 14) is most easily obtained from the elements using Method A, though many methods are available.<sup>354–356</sup>

Arylstibonic acids, RSbO<sub>3</sub>H<sub>2</sub>, can be used as precursors for adamantane-type structures with six coordinated Sb sites (658–661, Fig. 14) in combination with N,O-chelating ligands which trigger the rearrangement at elevated temperatures.<sup>357</sup> A similar compound can also be achieved by treating the C,P-coordinated Sb complex (dpan)SbCl<sub>4</sub> (dpan = 6-

diphenylphosphinoacene-5-yl) with a basic aqueous solution, yielding [(dpan)(OH)Sb]<sub>4</sub>O<sub>6</sub>] (662).<sup>358</sup>

**2.1.5.14 Lanthanide/group 16 adamantane-type clusters.** Lanthanide atoms occupying positions within the adamantane-type scaffolds are only known in combination with oxygen in the E position for a number of oxygen centered compounds. In similarity to clusters with hydrogen (see section 2.1.1), related compounds derived from the adamantane-type architecture, in which some atoms in the E positions are formally replaced by two oxygen bridges are also known, but will not be further discussed here.<sup>359–365</sup> In either case, the lanthanides prefer higher coordination numbers, often resulting in multiple or multidentate ligands.

[(μ<sub>4</sub>-O){Ce(L<sub>OEt</sub>)<sub>4</sub>O<sub>4</sub>(OH)<sub>2</sub>] (663, Fig. 14) was the first example of such a compound, featuring the tripodal ligand L<sub>OEt</sub> = [Co(η<sup>5</sup>-C<sub>5</sub>H<sub>5</sub>){P(O)(OEt)<sub>2</sub>}<sub>3</sub>]<sup>–366</sup> It was realized by the addition of [Et<sub>4</sub>N]OH to [L<sub>OEt</sub>Ce(NO<sub>3</sub>)<sub>3</sub>], which led to a mix of oxo and hydroxy bridges. It is possible to treat this compound with H<sub>2</sub>O<sub>2</sub>, which will result in exchanging the oxo bridges with η<sup>2</sup>-O<sub>2</sub> units in the Q position (664).

The series of clusters [(μ<sub>4</sub>-O){M(3-NO<sub>2</sub>Tp)}<sub>4</sub>(μ<sub>2</sub>-OMe)<sub>6</sub>] (665–670, M = Pr–Tb; 3-NO<sub>2</sub>Tp = 3-nitrotrispyrazolylborate, Fig. 14) also comprises a tripodal ligand on each metal center, but methoxy groups in the E position.<sup>367</sup> The reaction path also involved the formation of the monomeric metal complex by addition of MCl<sub>3</sub> to [Bu<sub>4</sub>N][3-NO<sub>2</sub>Tp] in the presence of methanol.

Another study resulted in a compound in which most oxygen atoms are part of a bridging ligand directly connected to the



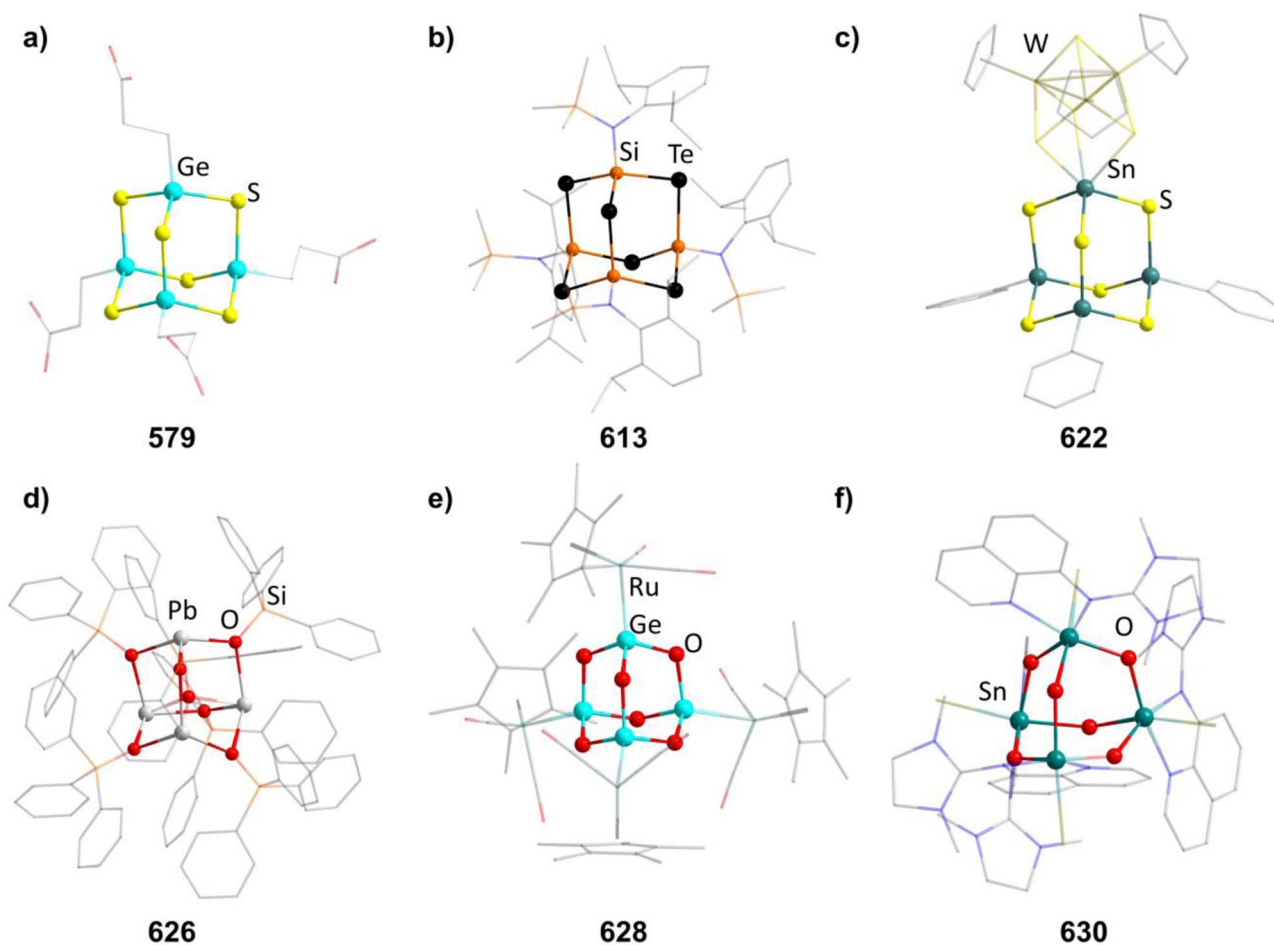


Fig. 13 Examples of hybrid adamantane-type cluster compounds with group 14 elements in the Q position and group 16 atoms in the E position:  $[\{\text{HOOC}(\text{CH}_2)_2\text{Ge}\}_4\text{S}_6]$  (**579**, top left (a)),  $[\{\text{N}(\text{SiMe}_3)\text{DippSi}\}_4\text{Te}_6]$  (**613**, top center (b)),  $[\{\text{PhSn}\}_3\text{SnS}_6]\{\text{WCp}\}_3\text{S}_4\}$  (**622**, top right (c)),  $[\{\mu_4\text{-O}\}\text{Pb}_4(\text{-OSiPh}_3)_6]$  (**626**, bottom left (d)),  $[\{\text{Cp}^*(\text{CO})_2\text{Ru}\}_2\text{Ge}_4\text{O}_6]$  (**628**, bottom center (e)) and  $[\{\text{Sn}(\text{DMEGqu})\text{Br}\}_4\text{O}_4(\text{OH})_2]\text{Br}_2$  (**630**, bottom right (f)). Hydrogen atoms are omitted for clarity.

metal centers.<sup>368</sup>  $[\{\mu_4\text{-O}\}\{\text{SON}\}\text{Yb}\}_4(\text{SON})_4(\text{OH})_2$  (**671**, SON = (benzothiazole-2-yl)phenolate, Fig. 14) contains SON ligands with two different connecting modes: chelating a single Yb site or connecting two such atoms *via* one of its oxygens and two E positions.

Two clusters,  $[\{\mu_4\text{-O}\}\text{M}_4(\text{HL})_3(\text{SCN})_4(\text{H}_2\text{O})_2]$  (**672–673**, M = Dy, Eu, Fig. 14), were constructed by arranging the metal atoms stemming from  $\text{M}(\text{SCN})_3$  around two polydentate ligands 2-hydroxy-*N*-[2-hydroxy-3-[(2-hydroxybenzoyl)amino]propyl]benzamide ( $\text{H}_3\text{L}$ ), which comprise all oxygen atoms in the E position.<sup>369</sup>

**2.1.6 Q/group 17 adamantane-type clusters.** Group 17 elements only occur in the E position in adamantane-like structures and mainly in (oxygen centered) copper clusters, although there are a few examples outside of this elemental combination, which will be discussed first. While the compounds with the higher congeners Cl, Br and I comprise no further, or only one, ligand at the Q atom, all examples for species with F carry three ligands to expand the coordination sphere on the Q atom to six. Nearly all compounds are produced

from elements or simple binary compounds under addition of an appropriate counterion, which is often important for the formation of an adamantane-type scaffold over other structural motifs.

A study showed the formation of simple anionic  $[\text{Be}_4\text{Cl}_{10}]^{2-}$  compounds (in **674–678**) with various cations in solid state reactions of  $\text{BeCl}_2$  and chlorides.<sup>370</sup>

There is an oxygen centered example of a magnesium adamantane-type cluster  $[\mu_4\text{-O}\{\text{Mg}(\text{Et}_2\text{O})\}_4\text{Br}_6]$  (**679**, Fig. 15) prepared by directly reacting the Grignard reagent  $\text{PhMgBr}$  with  $\text{O}_2$  in ether.<sup>371,372</sup>

Titanium mostly forms adamantane-type clusters of the composition  $[\{\text{TiF}_3\}_4\text{F}_6]^{2-}$  (**680–685**, Fig. 15). All of them are formed from  $\text{TiF}_4$  in the presence of an appropriate counterion complex, such as crown ether coordinated alkaline metals, ammonium or phosphonium cations.<sup>373–375</sup> These reactions can be carried out in conventional solvents like MeCN or in liquid HF.

In the presence of a macrocyclic arene during the formation of the adamantane, coordination to two Ti moieties under



Table 13 Hybrid adamantane-type cluster compounds with group 14 elements in the Q position and group 16 atoms in the E position<sup>a</sup>

Compound	Reagents/conditions	Method
[(MeSi) <sub>4</sub> S <sub>6</sub> ] (565)	MeSiCl <sub>3</sub> , H <sub>2</sub> S/200 °C, 12 h	F <sup>304,305</sup>
[(EtSi) <sub>4</sub> S <sub>6</sub> ] (566)	EtSiCl <sub>3</sub> , H <sub>2</sub> S/150 °C, 3 h	F <sup>304</sup>
[(ThexSi) <sub>4</sub> S <sub>6</sub> ] (567)	1. Li <sub>2</sub> S, ThexSiCl <sub>3</sub> /THF, 0 °C to RT, 14 days 2. Decaline, 195 °C, 24 h	D <sup>306,307</sup>
[(PhSi) <sub>4</sub> S <sub>6</sub> ] (568)	PhSiCl <sub>3</sub> , Na <sub>2</sub> S/THF, 0 °C to RT, 24 h	D <sup>310</sup>
[(RSi) <sub>4</sub> S <sub>6</sub> ] (569–570, R = 1-Np, Sty)	Na <sub>2</sub> S, 1-NpSiCl <sub>3</sub> /THF, 0 °C, 18 h	D <sup>309</sup>
[(MeSi) <sub>4</sub> Se <sub>6</sub> ] (571)	MeSiCl <sub>3</sub> , H <sub>2</sub> Se/400 °C, 1 h	F <sup>304</sup>
[(EtSi) <sub>4</sub> Se <sub>6</sub> ] (572)	EtSiCl <sub>3</sub> , H <sub>2</sub> Se, Al/150 °C, 3 h	F <sup>304</sup>
[(ThexSi) <sub>4</sub> Se <sub>6</sub> ] (573)	1. Li <sub>2</sub> S, ThexSiCl <sub>3</sub> /THF, 0 °C to RT, 5 days 2. Decaline, 150 °C, 3 h	D <sup>306,307</sup>
[(PhSi) <sub>4</sub> Se <sub>6</sub> ] (574)	Na <sub>2</sub> Se, PhSiCl <sub>3</sub> /THF, 0 °C, 18 h	D <sup>308</sup>
[(MeGe) <sub>4</sub> S <sub>6</sub> ] (575)	MeGeBr <sub>3</sub> , H <sub>2</sub> S, NET <sub>3</sub> /C <sub>6</sub> H <sub>6</sub> , 80 °C, 1 h	D <sup>311,312</sup>
[(EtGe) <sub>4</sub> S <sub>6</sub> ] (576)	EtGeCl <sub>3</sub> , (SiH <sub>3</sub> ) <sub>2</sub> S, Al <sub>2</sub> Cl <sub>6</sub> /CS <sub>2</sub> , 75 °C, 7 days	D <sup>313</sup>
[(CF <sub>3</sub> Ge) <sub>4</sub> S <sub>6</sub> ] (577)	CF <sub>3</sub> GeCl <sub>3</sub> , (SiH <sub>3</sub> ) <sub>2</sub> S, Al <sub>2</sub> Cl <sub>6</sub> /CS <sub>2</sub> , 80 °C, 10 days	D <sup>313</sup>
[(ThexGe) <sub>4</sub> S <sub>6</sub> ] (578)	1. Li <sub>2</sub> S, ThexGeCl <sub>3</sub> /THF, 0 °C to RT, 24 h 2. Decaline, 195 °C, 24 h	D <sup>306,307</sup>
[{HOOC(CH <sub>2</sub> ) <sub>2</sub> Ge <sub>4</sub> S <sub>6</sub> ] (579)	HOOC(CH <sub>2</sub> ) <sub>2</sub> GeCl <sub>3</sub> , Na <sub>2</sub> S/Me <sub>2</sub> CO, H <sub>2</sub> O, 3 h	D <sup>323</sup>
[{Me(O)CCH <sub>2</sub> CMe <sub>2</sub> Ge <sub>4</sub> S <sub>6</sub> ] (580)	MeOCCCH <sub>2</sub> CMe <sub>2</sub> GeCl <sub>3</sub> , Na <sub>2</sub> S/Me <sub>2</sub> CO, H <sub>2</sub> O, 4 h	D <sup>323</sup>
[{NC(CH <sub>2</sub> ) <sub>2</sub> Ge <sub>4</sub> S <sub>6</sub> ] (581)	NC(CH <sub>2</sub> ) <sub>2</sub> GeCl <sub>3</sub> , Na <sub>2</sub> S/Me <sub>2</sub> CO, H <sub>2</sub> O, 5 h	D <sup>314</sup>
[(PhGe) <sub>4</sub> S <sub>6</sub> ] (582)	PhGeCl <sub>3</sub> , Na <sub>2</sub> S/Me <sub>2</sub> CO, H <sub>2</sub> O, 1 h	D <sup>310</sup>
[(CF <sub>3</sub> Ge) <sub>4</sub> Se <sub>6</sub> ] (583)	CF <sub>3</sub> GeCl <sub>3</sub> , (SiH <sub>3</sub> ) <sub>2</sub> Se, Al <sub>2</sub> Cl <sub>6</sub> / <i>m</i> -hexane, 110 °C, 4 days	D <sup>313</sup>
[(ThexGe) <sub>4</sub> Se <sub>6</sub> ] (584)	1. Li <sub>2</sub> Se, ThexGeCl <sub>3</sub> /THF, 0 °C to RT, 24 h 2. C <sub>6</sub> H <sub>6</sub> , 80 °C, 24 h	D <sup>306,307</sup>
[{NC(CH <sub>2</sub> ) <sub>2</sub> Ge <sub>4</sub> Se <sub>6</sub> ] (585)	NC(CH <sub>2</sub> ) <sub>2</sub> GeCl <sub>3</sub> , Na <sub>2</sub> Se/THF, 30 h	D <sup>314</sup>
[(MeSn) <sub>4</sub> S <sub>6</sub> ] (586)	MeSnI <sub>3</sub> , H <sub>2</sub> S, HCl/H <sub>2</sub> O or MeSnCl <sub>3</sub> , Na <sub>2</sub> S/Me <sub>2</sub> CO, H <sub>2</sub> O, 3 h	G/D <sup>303,304,315,316</sup>
[(PhSn) <sub>4</sub> S <sub>6</sub> ] (587)	PhSnCl <sub>3</sub> , Na <sub>2</sub> S/Me <sub>2</sub> CO, H <sub>2</sub> O, 4 h	D <sup>304</sup>
[ <sup>n</sup> BuSn) <sub>4</sub> S <sub>6</sub> ] (588)	<sup>n</sup> BuSnCl <sub>3</sub> , Na <sub>2</sub> S/Me <sub>2</sub> CO, H <sub>2</sub> O, 3 h	D <sup>304,316,317</sup>
[ <sup>n</sup> PrSn) <sub>4</sub> S <sub>6</sub> ] (589)	( <sup>n</sup> PrSn) <sub>2</sub> O <sub>3</sub> , Na <sub>2</sub> S, HCl/H <sub>2</sub> O, 3 h	D <sup>316</sup>
[(mesSn) <sub>4</sub> S <sub>6</sub> ] (590)	mesSnCl <sub>3</sub> , Na <sub>2</sub> S/H <sub>2</sub> O, Me <sub>2</sub> CO, 0 °C, 12 h	D <sup>319</sup>
[(1-NpSn) <sub>4</sub> S <sub>6</sub> ] (591)	1-NpSnCl <sub>3</sub> , Na <sub>2</sub> S/H <sub>2</sub> O, Me <sub>2</sub> CO, 0 °C, 18 h	D <sup>319</sup>
[(4-MeC <sub>6</sub> H <sub>4</sub> Sn) <sub>4</sub> S <sub>6</sub> ] (592)	4-MeC <sub>6</sub> H <sub>4</sub> SnCl <sub>3</sub> , Na <sub>2</sub> S/H <sub>2</sub> O, Me <sub>2</sub> CO, 0 °C, 4 h	D <sup>319</sup>
[(4-MeOC <sub>6</sub> H <sub>4</sub> Sn) <sub>4</sub> S <sub>6</sub> ] (593)	4-MeOC <sub>6</sub> H <sub>4</sub> SnCl <sub>3</sub> , Na <sub>2</sub> S/H <sub>2</sub> O, Me <sub>2</sub> CO, 0 °C, 2 h	D <sup>319</sup>
[(4-FC <sub>6</sub> H <sub>4</sub> Sn) <sub>4</sub> S <sub>6</sub> ] (594)	4-FC <sub>6</sub> H <sub>4</sub> SnCl <sub>3</sub> , Na <sub>2</sub> S/H <sub>2</sub> O, Me <sub>2</sub> CO, 0 °C, 14 h	D <sup>319</sup>
[(3-FC <sub>6</sub> H <sub>4</sub> Sn) <sub>4</sub> S <sub>6</sub> ] (595)	3-FC <sub>6</sub> H <sub>4</sub> SnCl <sub>3</sub> , (SiMe <sub>3</sub> ) <sub>2</sub> S/10 °C, 1 h	D <sup>319</sup>
[(C <sub>6</sub> F <sub>5</sub> Sn) <sub>4</sub> S <sub>6</sub> ] (596)	C <sub>6</sub> F <sub>5</sub> SnCl <sub>3</sub> , (SiMe <sub>3</sub> ) <sub>2</sub> S/C <sub>6</sub> H <sub>6</sub> , 10 °C, 15 min	D <sup>319</sup>
[{(Me <sub>3</sub> Si) <sub>3</sub> Csn) <sub>4</sub> S <sub>6</sub> ] (597)	[{(Me <sub>3</sub> Si) <sub>3</sub> CsnBr <sub>3</sub> ], Na <sub>2</sub> S/NH <sub>3</sub> , 24 h	D <sup>317</sup>
[(StySn) <sub>4</sub> S <sub>6</sub> ] (598)	PhSnCl <sub>3</sub> , Na <sub>2</sub> S/THF, 0 °C to RT, 24 h	D <sup>320</sup>
[(CySn) <sub>4</sub> S <sub>6</sub> ] (599)	CySnCl <sub>3</sub> , (SiMe <sub>3</sub> ) <sub>2</sub> S/toluene, 24 h	D <sup>321</sup>
[(BnSn) <sub>4</sub> S <sub>6</sub> ] (600)	BnSnCl <sub>3</sub> , (SiMe <sub>3</sub> ) <sub>2</sub> S/toluene, 5 min	D <sup>321</sup>
[{EtO <sub>2</sub> C(C <sub>6</sub> H <sub>4</sub> )CH <sub>2</sub> CH <sub>2</sub> Sn) <sub>4</sub> S <sub>6</sub> ] (601)	EtO <sub>2</sub> C(C <sub>6</sub> H <sub>4</sub> )CH <sub>2</sub> CH <sub>2</sub> SnCl <sub>3</sub> , (SiMe <sub>3</sub> ) <sub>2</sub> S/toluene, 2 h	D <sup>321</sup>
[(CpSn) <sub>4</sub> S <sub>6</sub> ] (602)	1. SnCl <sub>4</sub> , NaCp/toluene, 0 °C, 5 h 2. (SiMe <sub>3</sub> ) <sub>2</sub> S/toluene, 1 h	D <sup>321</sup>
[(MeSn) <sub>4</sub> Se <sub>6</sub> ] (603)	MeSnBr <sub>3</sub> , NaHSe, Na[BH <sub>4</sub> ]/H <sub>2</sub> O, 1 h	D <sup>318</sup>
[ <sup>n</sup> BuSn) <sub>4</sub> Se <sub>6</sub> ] (604)	Na <sub>2</sub> Se, <sup>n</sup> BuSnCl <sub>3</sub> /NH <sub>3</sub> , –33 °C, 5 h	D <sup>317</sup>
[{(Me <sub>3</sub> Si) <sub>3</sub> Csn) <sub>4</sub> Se <sub>6</sub> ] (605)	[{(Me <sub>3</sub> Si) <sub>3</sub> CsnBr <sub>3</sub> ], Na <sub>2</sub> Se/NH <sub>3</sub> , 24 h	D <sup>317</sup>
[ <sup>i</sup> PrSn) <sub>4</sub> Se <sub>6</sub> ] (606)	<sup>i</sup> PrSnCl <sub>3</sub> , Na <sub>2</sub> S/H <sub>2</sub> O, Me <sub>2</sub> CO, 0 °C, 18 h	D <sup>322</sup>
[(PhSn) <sub>4</sub> Se <sub>6</sub> ] (607)	PhSnCl <sub>3</sub> , (SiMe <sub>3</sub> ) <sub>2</sub> Se/toluene, 5 min	D <sup>321</sup>
[(BnSn) <sub>4</sub> Se <sub>6</sub> ] (608)	BnSnCl <sub>3</sub> , (SiMe <sub>3</sub> ) <sub>2</sub> Se/toluene, 5 min	D <sup>321</sup>
[EtO <sub>2</sub> C(C <sub>6</sub> H <sub>4</sub> )CH <sub>2</sub> CH <sub>2</sub> Sn) <sub>4</sub> Se <sub>6</sub> ] (609)	EtO <sub>2</sub> C(C <sub>6</sub> H <sub>4</sub> )CH <sub>2</sub> CH <sub>2</sub> SnCl <sub>3</sub> , (SiMe <sub>3</sub> ) <sub>2</sub> Se/toluene, 16 h	D <sup>321</sup>
[(CpSn) <sub>4</sub> Se <sub>6</sub> ] (610)	1. SnCl <sub>4</sub> , NaCp/toluene, 0 °C, 5 h 2. (SiMe <sub>3</sub> ) <sub>2</sub> S/toluene, 5 min	D <sup>321</sup>
[(CySn) <sub>4</sub> Se <sub>6</sub> ] (611)	CySnCl <sub>3</sub> , (SiMe <sub>3</sub> ) <sub>2</sub> Se/toluene, 1 h	D <sup>321</sup>
[{Me(PhNHN)CCH <sub>2</sub> CMe <sub>2</sub> Ge <sub>4</sub> S <sub>6</sub> ] (612)	[{MeOCCCH <sub>2</sub> CMe <sub>2</sub> Ge <sub>4</sub> S <sub>6</sub> ], H <sub>2</sub> NNHPh/CH <sub>2</sub> Cl <sub>2</sub> , 3 h	Q <sup>323</sup>
[(N(SiMe <sub>3</sub> )DippSi) <sub>4</sub> Te <sub>6</sub> ] (613)	[Si <sub>4</sub> {N(SiMe <sub>3</sub> )Dipp} <sub>4</sub> ], ( <sup>n</sup> Bu) <sub>3</sub> Pte/toluene, 110 °C, 2 h	J <sup>324</sup>
[N(2,6- <sup>i</sup> Pr <sub>2</sub> C <sub>6</sub> H <sub>3</sub> )(SiMe <sub>3</sub> )Sn) <sub>4</sub> E <sub>6</sub> ] (614–615, E = S, Se)	N(2,6- <sup>i</sup> Pr <sub>2</sub> C <sub>6</sub> H <sub>3</sub> )(SiMe <sub>3</sub> )SnCl, E/THF, 18 h	C <sup>325</sup>
[(Cp(CO) <sub>2</sub> Fe) <sub>2</sub> Sn) <sub>4</sub> Se <sub>6</sub> ] (616)	[(Cp(CO) <sub>2</sub> Fe) <sub>2</sub> SnCl <sub>2</sub> ], (SiMe <sub>3</sub> ) <sub>2</sub> Se/THF	D <sup>326</sup>
[(Cp(CO) <sub>3</sub> Mo) <sub>3</sub> Sn) <sub>4</sub> Te <sub>6</sub> ] (617)	[(Cp(CO) <sub>3</sub> Mo) <sub>3</sub> SnCl <sub>3</sub> ], (SiMe <sub>3</sub> ) <sub>2</sub> Te/THF, –78 to –18 °C, 19 days	D <sup>327</sup>
[(Cp(CO)Fe) <sub>2</sub> Sn) <sub>4</sub> S <sub>6</sub> ] (618)	[(Cp(CO) <sub>2</sub> Fe) <sub>2</sub> SnCl <sub>2</sub> ], (Bu <sub>3</sub> Sn) <sub>2</sub> S/toluene, 12 h	D <sup>328</sup>
[(FcSn) <sub>4</sub> S <sub>6</sub> ] (619)	FcSnCl <sub>3</sub> , Na <sub>2</sub> S/THF, 0 °C, 31 h	D <sup>329</sup>
[(FcSn) <sub>4</sub> Se <sub>6</sub> ] (620)	FcSnCl <sub>3</sub> , K <sub>2</sub> Se/THF, 48 h	D <sup>330</sup>
[{(PhSn) <sub>3</sub> SnS <sub>6</sub> }(MCp) <sub>3</sub> S <sub>4</sub> ] (621–622, M = Mo, W)	[(PhSn) <sub>4</sub> S <sub>6</sub> ] (587), [M(CO) <sub>3</sub> CpCl], (Me <sub>3</sub> Si) <sub>2</sub> S/THF, 15 h	R <sup>331</sup>
[Au(dppe) <sub>2</sub> ][{Me(H <sub>2</sub> NN)CCH <sub>2</sub> CMe <sub>2</sub> Sn) <sub>4</sub> S <sub>6</sub> Cl] (623)	1. [Me(O)CCH <sub>2</sub> CMe <sub>2</sub> Sn] <sub>3</sub> S <sub>4</sub> Cl, AuCl, dppe, (Me <sub>3</sub> Si) <sub>2</sub> S/CH <sub>2</sub> Cl <sub>2</sub> , 17 h 2. PhNHNH <sub>2</sub> /CH <sub>2</sub> Cl <sub>2</sub> , 45 min	R <sup>332</sup>





Table 13 (Contd.)

Compound	Reagents/conditions	Method
$[(\mu_4\text{-O})\text{Pb}_4(\text{OSiPh}_3)_6]$ ( <b>624</b> )	$\text{Ph}_3\text{SiOH}$ , $[\text{Pbcp}_2]/\text{Et}_2\text{O}$ , 35 °C, 30, min	$\text{D}^{333,334}$
$[(^t\text{BuSi})_4\text{O}_6]$ ( <b>625</b> )	$^t\text{BuSiCl}_3$ , $\text{H}_2\text{O}/\text{Et}_2\text{O}$ , 24 h	$\text{I}^{335}$
$[(^i\text{PrSi})_4\text{O}_6]$ ( <b>626</b> )	$^i\text{PrSiCl}_3$ , $\text{H}_2\text{O}/\text{Et}_2\text{O}$ , -80 °C to RT, 2 days	$\text{I}^{335}$
$\{[(\text{Me}_3\text{Si})_3\text{CSn}]_4\text{O}_6\}$ ( <b>627</b> )	$\{[(\text{Me}_3\text{Si})_3\text{CSnBr}_3]\}$ , $\text{Na}_2\text{O}/\text{NH}_3$ , THF, -78 °C, 6 h	$\text{D}^{317}$
$\{[(\text{Cp}^*\text{(CO)}_2\text{Ru})_2\text{Ge}]_4\text{O}_6\}$ ( <b>628</b> )	1. $[\text{Cp}^*\text{RuCO}(\text{GeCl}_2)_2]$ , K/THF, 48 h 2. $\text{O}_2$	$\text{I}^{336}$
$\{[(\text{CO})_5\text{WGe}]_4\text{O}_2(\text{OH})_4\}$ ( <b>629</b> )	1. 2-Methoxybenzyl alcohol, $\text{Ge}[\text{N}(\text{SiMe}_3)_2]_2/\text{Et}_2\text{O}$ , 30 min 2. $[\text{W}(\text{CO})_5(\text{thf})]/\text{THF}$ , 12 h 3. $\text{H}_2\text{O}$ in pentane	$\text{I}^{337}$
$[\text{Sn}(\text{DMEGqu})\text{Br}]_4\text{O}_4(\text{OH})_2\text{Br}_2$ ( <b>630</b> )	$\text{SnBr}_4$ , 3,5-ditert-butyl- <i>o</i> -benzoquinone, DMEGqu/THF, $\text{H}_2\text{O}$	$\text{I}^{338}$

<sup>a</sup> Thex = 1,1,2-trimethylpropyl, Np = naphthyl, Sty = *para*-styryl, Cy = cyclohexyl, Cp = cyclopentadienyl, Dipp = 2,6-diisopropylphenyl, DMEGqu = *N*-(1,3-dimethylimidazolidin-2-ylidene)quinoline-8-amine.

elimination of two fluorines at each position was observed, leading to  $\{[(\text{TiCl}_3)_2(\text{Ti}_2\{\text{da6aH}_2(\text{H}_2)\})\text{F}_6]\}$  (**686**, da6aH<sub>6</sub> = *p*-methyl-dimethyldiazacalix[6]areneH<sub>6</sub>).<sup>376</sup> Another formal, but this time complete, exchange of the terminal fluorine atoms by chlorine was observed for  $[\text{C}_4\text{mim}]_2\{[(\text{TiCl}_3)_4\text{F}_6]\}$  (**687**, C<sub>4</sub>mim = 1-butyl-3-methylimidazolium) obtained after an ionothermal

reaction of  $\text{TiCl}_4$  under decomposition of the  $[\text{BF}_4]$  counterion of the ionic liquid.<sup>377</sup>

The cage compound  $\{[\text{Nb}(\text{NMe}_2)_3]_4\text{F}_6\}\text{Cl}_2$  (**688**) is obtainable by a synthesis using  $\text{NbF}_5$  and  $\text{Me}_3\text{SiNMe}_2$  in chloroform and toluene.<sup>378</sup> While the anion is exchanged by Br in  $\text{CH}_2\text{Br}_2$  (**689**), dissolving the cluster in  $\text{H}_2\text{O}$  exchanges one of the F atoms in



Fig. 14 Examples of adamantane-type with group 15 and lanthanide elements in the Q position and group 16 atoms in the E position:  $[\text{P}_4\text{S}_{10}]$  (**657**, top left),  $\{[(8\text{-HQ})(p\text{-Cl-C}_6\text{H}_4)\text{Sb}]_4\text{O}_6\}$  (**658**, top center (a)),  $\{[(\mu_4\text{-O})\{\text{Ce}(\text{L}_{\text{OEt}})\}_4\text{O}_4(\text{OH})_2]\}$  (**663**, top right (b)),  $\{[(\mu_4\text{-O})\{\text{Eu}(3\text{-NO}_2\text{Tp})\}_4(\mu_2\text{-OMe})_6]\}$  (**670**, bottom left (c)),  $\{[(\mu_4\text{-O})\{\text{SON}\}\text{Yb}\}_4(\text{SON})_4(\text{OH})_2]\}$  (**671**, bottom center (d)) and  $\{[(\mu_4\text{-O})\text{Dy}_4(\text{HL})_3(\text{SCN})_4(\text{H}_2\text{O})_2]\}$  (**672**, bottom right (e)). Hydrogen atoms are omitted for clarity.



Table 14 Adamantane-type with group 15 and lanthanide elements in Q position and group 16 atoms in the E position<sup>a</sup>

Compound	Reagents/conditions	Method
[P <sub>4</sub> O <sub>7</sub> ] (631)	P <sub>4</sub> O <sub>6</sub> , H <sub>2</sub> O/diglyme, 140 °C	P <sup>339–342</sup>
[(P <sub>4</sub> O <sub>6</sub> S <sub>x</sub> ) (632–635, x = 1–4)	P <sub>4</sub> O <sub>6</sub> , [P <sub>4</sub> S <sub>10</sub> ]/PhMe, 110 °C	P <sup>343</sup>
[(SP) <sub>4</sub> O <sub>6</sub> ] (635)	P <sub>4</sub> O <sub>6</sub> , S/160 °C	P <sup>345–347</sup>
[(P <sub>4</sub> O <sub>6</sub> Se <sub>x</sub> ) (636–638, x = 1–3)	P <sub>4</sub> O <sub>6</sub> , [P <sub>4</sub> Se <sub>10</sub> ]/PhMe, 110 °C	P <sup>343,344</sup>
[(P <sub>4</sub> O <sub>6</sub> SSe) (639)	[P <sub>4</sub> O <sub>6</sub> S] (632), [P <sub>4</sub> Se <sub>10</sub> ]/PhMe, 110 °C	P <sup>343</sup>
[P <sub>4</sub> O <sub>7</sub> S <sub>x</sub> ] (640–642, x = 1–3)	[P <sub>4</sub> O <sub>7</sub> ] (631), [P <sub>4</sub> S <sub>10</sub> ]/PhMe, 110 °C	P <sup>343,348</sup>
[P <sub>4</sub> O <sub>7</sub> Se] (643)	[P <sub>4</sub> O <sub>7</sub> ] (631), [P <sub>4</sub> Se <sub>10</sub> ]/PhMe, 110 °C	P <sup>343,349</sup>
[P <sub>4</sub> O <sub>8</sub> ] (644)	[P <sub>4</sub> O <sub>7</sub> ] (631), [P <sub>4</sub> S <sub>10</sub> ]/PhMe, 110 °C	P <sup>343</sup>
[P <sub>4</sub> O <sub>8</sub> S <sub>x</sub> ] (645–646, x = 1–2)	[P <sub>4</sub> O <sub>7</sub> ] (631), [P <sub>4</sub> S <sub>10</sub> ]/PhMe, 110 °C	P <sup>343</sup>
[P <sub>4</sub> O <sub>6</sub> {Ni(CO) <sub>3</sub> } <sub>x</sub> ] (647–650, x = 1–4)	P <sub>4</sub> O <sub>6</sub> , Ni(CO) <sub>4</sub> /10 min	P <sup>350–352</sup>
[(P <sub>4</sub> O <sub>6</sub> ) <sub>x</sub> Ni(CO) <sub>4–x</sub> ] (651–652, x = 2–3)	P <sub>4</sub> O <sub>6</sub> , Ni(CO) <sub>4</sub> /10 min	P <sup>350,351</sup>
[P <sub>4</sub> O <sub>6</sub> {Fe(CO) <sub>4</sub> } <sub>x</sub> ] (653–656, x = 1–4)	P <sub>4</sub> O <sub>6</sub> , [Fe(CO) <sub>5</sub> ]/103 °C, 24 h	P <sup>351,353</sup>
[P <sub>4</sub> S <sub>10</sub> ] (657)	P, S, 100 °C	A <sup>354–356</sup>
{[(8-HQ)(p-X-C <sub>6</sub> H <sub>4</sub> )Sb] <sub>4</sub> O <sub>6</sub> ] (658–659, X = Cl, Br)	p-X-C <sub>6</sub> H <sub>4</sub> SbO <sub>3</sub> H <sub>2</sub> , 8-HQ/toluene, 110 °C, 6 h	C <sup>357</sup>
{[(H <sub>2</sub> naphpz)(p-X-C <sub>6</sub> H <sub>4</sub> )Sb] <sub>4</sub> O <sub>6</sub> ] (660–661, X = Cl, Br)	p-X-C <sub>6</sub> H <sub>4</sub> SbO <sub>3</sub> H <sub>2</sub> , H <sub>2</sub> naphpz/toluene, 110 °C, 6 h	C <sup>357</sup>
{[(dpan)(OH)Sb] <sub>4</sub> O <sub>6</sub> ] (662)	dpanSbCl <sub>4</sub> , NaOH/H <sub>2</sub> O, Et <sub>2</sub> O, 18 h	I <sup>358</sup>
[(μ <sub>4</sub> -O){Ce(L <sub>OEt</sub> ) <sub>4</sub> O <sub>4</sub> (OH) <sub>2</sub> ] (663)	[Et <sub>4</sub> N]OH, [CeL <sub>OEt</sub> (NO <sub>3</sub> ) <sub>3</sub> ]/MeCN, 1 h	C <sup>366</sup>
[(μ <sub>4</sub> -O){Ce(L <sub>OEt</sub> ) <sub>4</sub> O <sub>4</sub> (OH) <sub>2</sub> ] (664)	[(μ <sub>4</sub> -O){Ce(L <sub>OEt</sub> ) <sub>4</sub> O <sub>4</sub> (OH) <sub>2</sub> ] (663), H <sub>2</sub> O <sub>2</sub> /MeCN, 1 h	I <sup>366</sup>
[(μ <sub>4</sub> -O){M(3-NO <sub>2</sub> Tp)} <sub>4</sub> (μ <sub>2</sub> -OMe) <sub>6</sub> ] (665–666, M = Gd, Tb)	MCl <sub>3</sub> ·H <sub>2</sub> O, [Bu <sub>4</sub> N][3-NO <sub>2</sub> Tp]/MeOH, 3 days	C <sup>367</sup>
[(μ <sub>4</sub> -O){M(3-NO <sub>2</sub> Tp)} <sub>4</sub> (μ <sub>2</sub> -OMe) <sub>6</sub> ] (667–670, M = Pr, Nd, Sm, Eu)	MCl <sub>3</sub> ·H <sub>2</sub> O, [Bu <sub>4</sub> N][3-NO <sub>2</sub> Tp]/MeOH, 2–4 weeks	C <sup>367</sup>
[(μ <sub>4</sub> -O){(SON)Yb} <sub>4</sub> (SON) <sub>4</sub> (OH) <sub>2</sub> ] (671)	Yb[N(SiMe <sub>3</sub> ) <sub>2</sub> ], HBT/DME, H <sub>2</sub> O, 30 °C, 1 h	I/K <sup>368</sup>
[(μ <sub>4</sub> -O)M <sub>4</sub> (HL) <sub>3</sub> (SCN) <sub>4</sub> (H <sub>2</sub> O) <sub>2</sub> ] (672–673, M = Dy, Eu)	H <sub>3</sub> L, Et <sub>3</sub> N, M(SCN) <sub>3</sub> ·6H <sub>2</sub> O/MeOH, MeCN, 100 °C, 2 days	K <sup>369</sup>

<sup>a</sup> 8-HQ = 8-hydroxyquinoline, H<sub>2</sub>naphpz = 2-[1H-pyrazol-5(3)-yl]naphthalene-1-ol, dpan = 6-diphenylphosphinoacene-5-yl, L<sub>OEt</sub> = [Co(η<sup>5</sup>-C<sub>5</sub>H<sub>5</sub>)<sub>2</sub>][P(O)(OEt)<sub>2</sub>]<sub>3</sub><sup>-</sup>, 3-NO<sub>2</sub>Tp = 3-nitrotrispyrazolylborate, SON = (benzothiazole-2-yl)phenolate, HBT = 2-(2-hydroxyphenyl)benzothiazole, H<sub>3</sub>L = 2-hydroxy-N-[2-hydroxy-3-[(2-hydroxybenzoyl)amino]propyl]benzamide.

the E position with an O atom and eliminates a ligand to form [(Nb(NMe<sub>2</sub>)<sub>3</sub>)<sub>4</sub>{Nb(NMe<sub>2</sub>)<sub>2</sub>}<sub>2</sub>F<sub>5</sub>O]Cl (690, Fig. 15).

A Cr compound [(μ<sub>4</sub>-O){Cr(thf)}<sub>4</sub>Cl<sub>6</sub>] (691) with a central oxygen and coordinated solvent molecule very similar to the Mg species 679 was obtained from CrCl<sub>2</sub>, <sup>n</sup>BuLi and LiOH·H<sub>2</sub>O in THF.<sup>379</sup>

Two derivatives with both Cl and I sites in the E position [(μ<sub>4</sub>-O){Cr(solv)}<sub>4</sub>Cl<sub>4</sub>I<sub>2</sub>] (692–693, solv = THF, tetrahydropyran (thp), Fig. 15), could be found in small quantities while trying to synthesize the methylidene complexes [Cr<sub>3</sub>Cl<sub>3</sub>(μ-Cl)<sub>3</sub>(μ<sub>3</sub>-CH)(solv)<sub>6</sub>].<sup>380</sup>

A tungsten congener in oxidation state V+ features an anionic fluorine scaffold in [Cp<sub>2</sub>WCl<sub>2</sub>]<sub>2</sub>[(WF<sub>3</sub>)<sub>4</sub>F<sub>6</sub>] (694), resulting from the comproportionation reaction of WF<sub>6</sub> and [Cp<sub>2</sub>WCl<sub>2</sub>].<sup>381</sup>

The Mn analogs [(μ<sub>4</sub>-O){Mn(PR<sub>3</sub>)<sub>3</sub>}<sub>4</sub>Cl<sub>6</sub>] (695–696, R<sub>3</sub> = <sup>n</sup>Pr<sub>3</sub>, PhMe<sub>2</sub>, Fig. 15) were prepared by bubbling O<sub>2</sub> through an anhydrous solution of [MnI<sub>2</sub>(PR<sub>3</sub>)<sub>3</sub>].<sup>382,383</sup>

Another fluorine cluster [H<sub>8</sub>-HQ]<sub>6</sub>[(FeF<sub>3</sub>)<sub>4</sub>F<sub>6</sub>] (8-HQ = 8-hydroxyquinoline, 697, Fig. 15) was isolated after a solvothermal reaction of FeF<sub>2</sub>, FeF<sub>3</sub> and 8-HQ in the presence of HF.<sup>384</sup>

**2.1.6.1 Group 11/17 adamantane-type clusters with a central μ<sub>4</sub>-O atom.** Compounds with copper form by far the biggest group of this combination. The vast majority of compounds with Cl and Br in the E position comprise a central oxygen atom and will be discussed first.

The first compounds discovered were the neutral Cu<sup>II</sup> complexes of the type [(μ<sub>4</sub>-O){Cu(L)}<sub>4</sub>Cl<sub>6</sub>] (698–758, Fig. 16) with L being a neutral ligand. They were isolated after an addition of

simple CuCl<sub>x</sub> to L in the presence of ambient air, hydroxide or CuO.<sup>385–436</sup> In some of those cases, the oxygen source could not be determined and is most likely a H<sub>2</sub>O or O<sub>2</sub> impurity in the reaction, or stems from decomposition of the solvent. A deviating synthetic strategy uses oligomeric [LCuCl]<sub>x</sub> complexes already containing the desired ligand, which rearrange to the desired product.<sup>437–439</sup> The clusters [(μ<sub>4</sub>-O){Cu(solv)}<sub>4</sub>Cl<sub>6</sub>] (707 and 737, solv = MeCN, MeOH) can also be used in ligand exchange reactions to generate different compounds with more Lewis-basic ligands (748–749).<sup>394,440</sup> A unique approach was taken in the formation of [(μ<sub>4</sub>-O){Cu(Amt)}<sub>4</sub>Cl<sub>6</sub>] (758, Amt = 1,3-diamino-1,2,2-trimethylcyclopentane), which is formed after the ligand in [Cu(α-CgPAmTHMe)(Cl)][BF<sub>4</sub>] (CgP = 1,3,5,7-tetramethyl-2,4,6-trioxa-8-phosphatricyclo[3.3.1.1]-decane) decomposes after addition of KHMDS.<sup>441</sup>

Heterogenous substitution is possible as well in cases where multiple coordinating molecules are present (759–765).<sup>401,442–444</sup>

Anionic clusters can be generated when not all chloride atoms are substituted by a ligand during the reaction.<sup>416,436</sup> When no coordinating ligand is present, tetraanions [(μ<sub>4</sub>-O)(CuCl)<sub>4</sub>Cl<sub>6</sub>]<sup>4-</sup> (in 766–772, Fig. 16) can be isolated readily with different counterions.<sup>445–451</sup>

While not as extensively studied, the Br homologs [(μ<sub>4</sub>-O){Cu(L)}<sub>4</sub>Br<sub>6</sub>] (773–779, Fig. 16)<sup>394,432,452–455</sup> were found to be achievable in a similar way by using the appropriate CuBr<sub>x</sub> salts.

The mixed cluster [(μ<sub>4</sub>-O){Cu(L)}<sub>4</sub>Cl<sub>6–n</sub>Br<sub>n</sub>] (780–807) with n = 0–6 are available from using both CuBr<sub>2</sub> and CuCl<sub>2</sub> during the formation reaction, or by ligand exchange from [(μ<sub>4</sub>-O){Cu(MeOH)}<sub>4</sub>Cl<sub>6–n</sub>Br<sub>n</sub>] (780–786).<sup>456,457</sup>



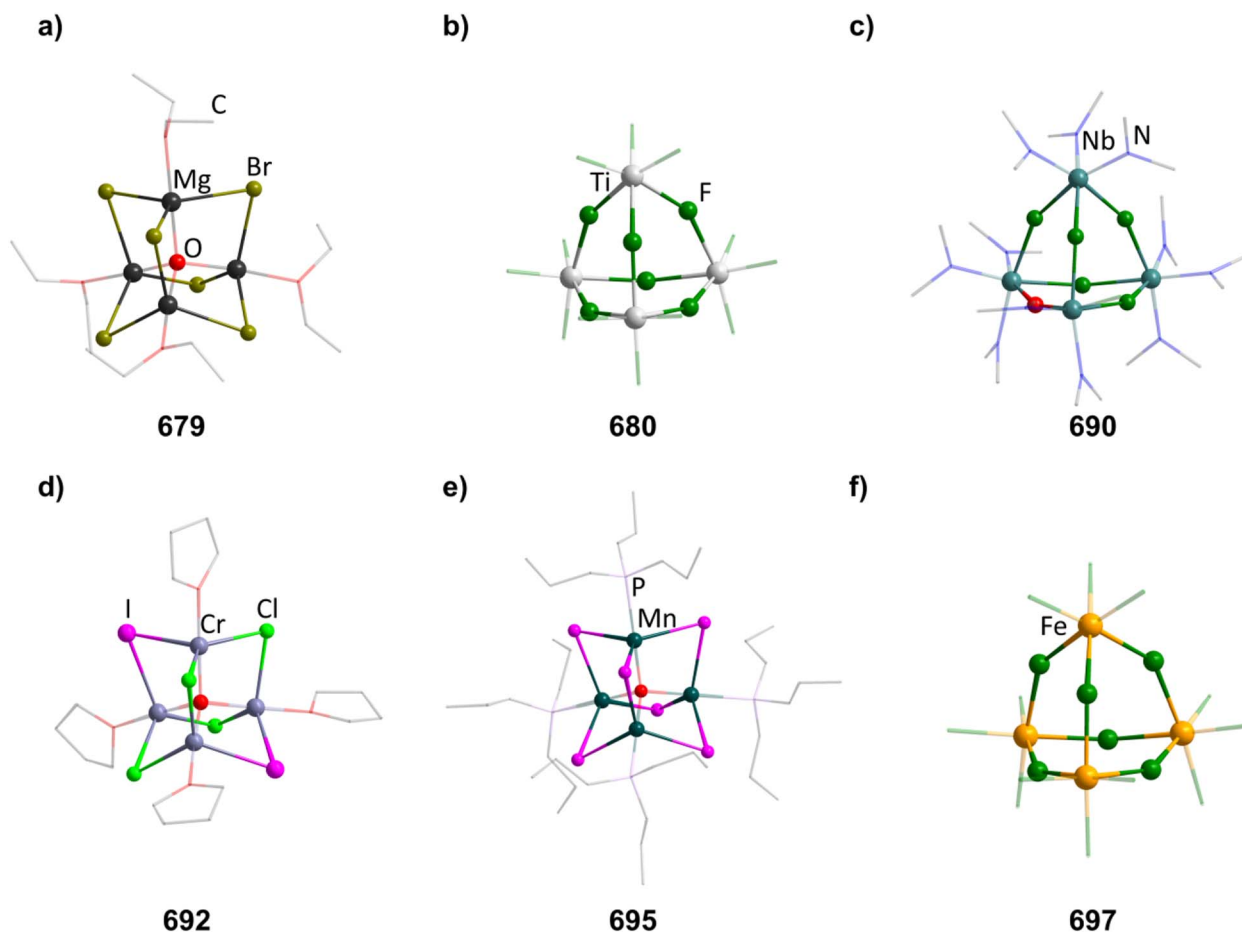


Fig. 15 Examples of adamantane-type clusters with group 2 and 4–8 atoms in the Q position and group 17 atoms in the E position:  $[\mu_4\text{-O}\{\text{Mg}(\text{Et}_2\text{O})\}_4\text{Br}_6]$  (**679**, top left),  $[(\text{Nb}(\text{NMe}_2)_3)_4(\text{Nb}(\text{NMe}_2)_2)\text{F}_5\text{O}]\text{Cl}_2$  (**680**, top center (a)),  $[(\text{Nb}(\text{NMe}_2)_3)_4(\text{Nb}(\text{NMe}_2)_2)\text{F}_5\text{O}]\text{Cl}_2$  (**690**, top right (b)),  $[\mu_4\text{-O}\{\text{Cr}(\text{thf})_4\text{Cl}_4\}_2]$  (**692**, bottom left (c)),  $[\mu_4\text{-O}\{\text{Mn}(\text{P}'\text{Pr}_3)_4\}\text{Cl}_6]$  (**695**, bottom center (d)) and  $[\text{H}_8\text{-HQ}]_6[(\text{FeF}_3)_4\text{F}_6]$  (**697**, bottom right (e)). Hydrogen atoms and counterions, if present, are omitted for clarity.

**2.1.6.2 Group 11/17 adamantane-type clusters without central  $\mu_4\text{-O}$  atom.** Unlike the many oxygen centered chloride adamantane-type structures, there is only one example for an oxygen free species besides a binary copper complex, namely in  $[\text{H}_2\text{dpipa}]_3[\text{Cu}_4\text{Cl}_6][\text{Cu}_2\text{Cl}_6]$  (**808**, dpipa = *N,N'*-dimethylpiperazine), obtained from dissolving elemental Cu in HCl together with dpipa and treating it solvothermally in aqueous solution at 120 °C degree for 24 h.<sup>459</sup>

The analogous Br cluster  $[\text{Cu}_4\text{Br}_6]^{2-}$  (in **809–816**) is found in combination with different ammonium, phosphonium and a Mg complex counterions, always available through a reaction of CuBr with the corresponding complex bromide.<sup>460–464</sup> One such cluster (**806**) was also found in a side reaction during the catalytic C–C bond formation between allyl bromide and a  $(\text{C}_6\text{F}_5)^-$  ligand from a mixed Cu/Al complex.<sup>465</sup> The congener of the only known Cl species discussed before  $[\text{H}_2\text{dpipa}]_3[\text{Cu}_4\text{Br}_6][\text{Cu}_2\text{Br}_6]$  (**815**) is synthesized in an analogous way by exchanging HCl with HBr.

Even larger complexes can be found in the compound  $[\text{Ti}_{12}(\mu_3\text{-O})_{14}(\text{O}^i\text{Pr})_{18}][\text{Cu}_4\text{Br}_6]$  (**816**), in which a polyoxotitanium

cluster formed alongside the adamantane when treating CuBr with  $[\text{Ti}(\text{O}^i\text{Pr})_4]$  under solvothermal conditions.<sup>466,467</sup>

There is only one example of a compound with a  $[\text{Cu}_4\text{Br}_6]$  inorganic core carrying terminal ligands:  $[\{\text{Cu}(\text{Hdabco})\}_4\text{Br}_6][\text{HCOO}]_2$  (**817**, dabco = 1,4-diazabicyclo[2.2.2]octane). It is isolated from CuBr and dabco, and contains  $[\{\text{Cu}(\text{Hdabco})\}_4\text{Br}_6]^{2+}$  cations forming loose networks by hydrogen bonding between the cluster units.<sup>468</sup>

Synthetic strategies for the preparation of  $[\text{Cu}_4\text{I}_6]^{2-}$  (in **818–832**, Fig. 17) are generally the same as for the bromide compounds. Simple species with ammonium, arsonium or phosphonium are isolated after reactions of CuI, or alternatively Cu and  $\text{I}_2$ , with an appropriate complex salt (**818–823**).<sup>469–473</sup> Another type of counterion often used are alkaline metal complexes with multidentate ligands such as crown ethers (**824–827**).<sup>474–476</sup> They are accessible through iodine salts of Cu and the alkaline metal used, if a polyether of the appropriate size is present.  $[\text{Cu}_4\text{I}_6]^{2-}$ , similar to its Br congener, is also present as a counterion with other complexes of interest. It is found either as the sole anion or together with  $[\text{Cu}_2\text{I}_4]$  in compounds with phosphine Mn complexes, depending on the



Table 15 Adamantane-type clusters with group 2 and 4–8 atoms in Q position and group 17 atoms in E position<sup>a</sup>

Compound	Reagents/conditions	Method
[H <sub>4</sub> N] <sub>2</sub> [Be <sub>4</sub> Cl <sub>10</sub> ] (674)	BeCl <sub>2</sub> , NH <sub>4</sub> Cl/400–230 °C	A <sup>370</sup>
Cs <sub>2</sub> [Be <sub>4</sub> Cl <sub>10</sub> ] (675)	BeCl <sub>2</sub> , CsCl/400–230 °C	A <sup>370</sup>
Rb <sub>2</sub> [Be <sub>4</sub> Cl <sub>10</sub> ] (676)	BeCl <sub>2</sub> , RbCl/400–230 °C	A <sup>370</sup>
K <sub>2</sub> [Be <sub>4</sub> Cl <sub>10</sub> ] (677)	BeCl <sub>2</sub> , KCl/400–230 °C	A <sup>370</sup>
Tl <sub>2</sub> [Be <sub>4</sub> Cl <sub>10</sub> ] (678)	BeCl <sub>2</sub> , TlCl/400–230 °C	A <sup>370</sup>
[μ <sub>4</sub> -O{Mg(Et <sub>2</sub> O)} <sub>4</sub> Br <sub>6</sub> ] (679)	BrMgPh, O <sub>2</sub> /Et <sub>2</sub> O	G <sup>371,372</sup>
[TiF <sub>2</sub> (15-crown-5)][(TiF <sub>3</sub> ) <sub>4</sub> F <sub>6</sub> ] (680)	TiF <sub>4</sub> , 15-crown-5/MeCN	C <sup>373</sup>
[o-C <sub>6</sub> H <sub>4</sub> (PPh <sub>2</sub> H) <sub>2</sub> ][(TiF <sub>3</sub> ) <sub>4</sub> F <sub>6</sub> ] (681)	TiF <sub>4</sub> , o-C <sub>6</sub> H <sub>4</sub> (PPh <sub>2</sub> ) <sub>2</sub> /MeCN, CH <sub>2</sub> Cl <sub>2</sub> , 1 h	C <sup>374</sup>
[o-C <sub>6</sub> H <sub>4</sub> (AsMe <sub>2</sub> H) <sub>2</sub> ][(TiF <sub>3</sub> ) <sub>4</sub> F <sub>6</sub> ] (682)	TiF <sub>4</sub> , o-C <sub>6</sub> H <sub>4</sub> (AsMe <sub>2</sub> ) <sub>2</sub> /MeCN, CH <sub>2</sub> Cl <sub>2</sub> , 1 h	C <sup>374</sup>
[H <sup>1</sup> PrS(CH <sub>2</sub> ) <sub>2</sub> S <sup>1</sup> PrH][(TiF <sub>3</sub> ) <sub>4</sub> F <sub>6</sub> ] (683)	TiF <sub>4</sub> , <sup>1</sup> PrS(CH <sub>2</sub> ) <sub>2</sub> S <sup>1</sup> Pr/MeCN, CH <sub>2</sub> Cl <sub>2</sub> , 1 h	C <sup>374</sup>
[Me <sub>4</sub> N] <sub>2</sub> [(TiF <sub>3</sub> ) <sub>4</sub> F <sub>6</sub> ] (684)	TiF <sub>4</sub> , [Me <sub>4</sub> N]F/HF, –196 K to RT	F <sup>375</sup>
[Ph <sub>4</sub> P] <sub>2</sub> [(TiF <sub>3</sub> ) <sub>4</sub> F <sub>6</sub> ] (685)	TiF <sub>4</sub> , [Ph <sub>4</sub> P]F/HF, –196 K to RT	F <sup>375</sup>
[(TiCl <sub>3</sub> ) <sub>2</sub> (Ti <sub>2</sub> {da6aH <sub>2</sub> (H <sub>2</sub> )) <sub>2</sub> )F <sub>6</sub> ] (686)	TiF <sub>4</sub> , <i>p</i> -methyl-dimethyldiazacalix[6]areneH <sub>6</sub> /toluene, 110 °C	C <sup>376</sup>
[C <sub>4</sub> mim] <sub>2</sub> [(TiCl <sub>3</sub> ) <sub>4</sub> F <sub>6</sub> ] (687)	TiCl <sub>4</sub> , [C <sub>4</sub> mim][BF <sub>4</sub> ]/70 °C	B <sup>377</sup>
{(Nb)NMe <sub>2</sub> } <sub>3</sub> <sub>4</sub> F <sub>6</sub> Cl <sub>2</sub> (688)	NbF <sub>5</sub> , Me <sub>3</sub> SiNMe <sub>2</sub> /toluene, CHCl <sub>3</sub>	C <sup>378</sup>
{(Nb)NMe <sub>2</sub> } <sub>3</sub> <sub>4</sub> F <sub>6</sub> Br <sub>2</sub> (689)	[(Nb(NMe <sub>2</sub> ) <sub>3</sub> ) <sub>4</sub> F <sub>6</sub> Cl <sub>2</sub> (688)]/CH <sub>2</sub> Br <sub>2</sub>	O <sup>378</sup>
{(Nb)NMe <sub>2</sub> } <sub>3</sub> <sub>4</sub> {(Nb)NMe <sub>2</sub> } <sub>2</sub> F <sub>5</sub> OCl <sub>2</sub> (690)	[(Nb(NMe <sub>2</sub> ) <sub>3</sub> ) <sub>4</sub> F <sub>6</sub> Cl <sub>2</sub> (688)]/H <sub>2</sub> O	I <sup>378</sup>
[μ <sub>4</sub> -O{Cr(thf)} <sub>4</sub> Cl <sub>6</sub> ] (691)	LiOH·H <sub>2</sub> O, <sup>n</sup> BuLi, CrCl <sub>2</sub> /THF, hexane	C <sup>379</sup>
[μ <sub>4</sub> -O{Cr(thf)} <sub>4</sub> Cl <sub>4</sub> I <sub>2</sub> ] (692)	[Cr <sub>3</sub> Cl <sub>3</sub> (μ-Cl) <sub>3</sub> (μ <sub>3</sub> -CH)(thf) <sub>6</sub> ], benzaldehyde/THF	J <sup>380</sup>
[μ <sub>4</sub> -O{Cr(thp)} <sub>4</sub> Cl <sub>4</sub> I <sub>2</sub> ] (693)	CrCl <sub>2</sub> , CHI <sub>3</sub> /THP, –35 °C to RT, 19 h	C <sup>380</sup>
[Cp <sub>2</sub> WCl <sub>2</sub> ] <sub>2</sub> [(WF <sub>3</sub> ) <sub>4</sub> F <sub>6</sub> ] (694)	[Cp <sub>2</sub> WCl <sub>2</sub> ], WF <sub>6</sub> /SO <sub>2</sub>	C <sup>381</sup>
[μ <sub>4</sub> -O{Mn(P <sup>n</sup> Pr <sub>3</sub> ) <sub>4</sub> Cl <sub>6</sub> ] (695)	[MnI <sub>2</sub> (P <sup>n</sup> Pr <sub>3</sub> )], O <sub>2</sub> / <i>n</i> -pentane	F <sup>382</sup>
[μ <sub>4</sub> -O{Mn(P <sup>n</sup> PhMe <sub>2</sub> ) <sub>4</sub> Cl <sub>6</sub> ] (696)	[MnI <sub>2</sub> (P <sup>n</sup> PhMe <sub>2</sub> )], O <sub>2</sub> / <i>n</i> -pentane	F <sup>383</sup>
[H <sub>8</sub> -HQ] <sub>6</sub> [(FeF <sub>3</sub> ) <sub>4</sub> F <sub>6</sub> ] (697)	FeF <sub>2</sub> , FeF <sub>3</sub> , 8-HQ, HF/H <sub>2</sub> O, EtOH, 120 °C, 72 h	B <sup>384</sup>

<sup>a</sup> C<sub>4</sub>mim = 1-butyl-3-methylimidazolium, da6aH<sub>6</sub> = *p*-methyl-dimethyldiazacalix[6]areneH<sub>6</sub>.

phosphine used (828–829).<sup>477</sup> Reaction conditions apart from the nature of the ligand stay the same: MnI<sub>2</sub> and CuI are reacted with R(PPh<sub>2</sub>O)<sub>2</sub>. Similarly, (BPPIP)[{(BPPIP)Cu<sub>2</sub>I<sub>3</sub>}<sub>2</sub>][Cu<sub>4</sub>I<sub>6</sub>] (830, BPPIP = Bis-triphenylphosphonio-isophosphindolide) comprises an additional phosphine coordinated linear Cu<sub>4</sub>I<sub>6</sub> complex besides the adamantane.<sup>478</sup> This formation of multiple Cu/I complexes in one compound is also observed for K[K(12-crown-4)]<sub>6</sub>[Cu<sub>4</sub>I<sub>6</sub>][Cu<sub>8</sub>I<sub>13</sub>] (831), prepared according to the strategy described for other ether complex species.<sup>479</sup> This

showcases the importance of the nature of the counterion for the structural motif of the cluster ion.

Lastly, the Cu/I-adamantane motif is observed as a counterion to a three dimensionally extended metal organic framework [Co(tib)<sub>2</sub>][Cu<sub>4</sub>I<sub>6</sub>] (832, tib = 1,3,5-tris(1-imidazolyl)benzene) after a reaction of CoO, CuI and tib according to Method B.<sup>480</sup>

**2.1.6.3 Group 11/12 adamantane-type clusters.** A very complex compound [(Cp<sup>\*</sup>NbClO)<sub>3</sub>][(Cp<sup>\*</sup>Nb)<sub>3</sub>Cl<sub>2</sub>O<sub>3</sub>OH][(ZnCl)<sub>4</sub>Cl<sub>6</sub>] (833, Fig. 17) featuring two cationic Nb clusters and

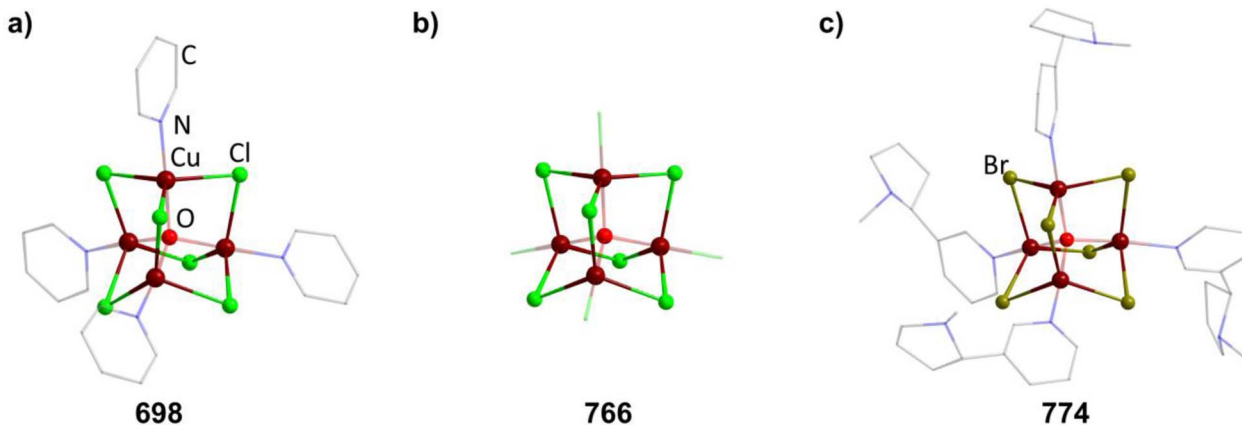


Fig. 16 Examples of adamantane-type clusters with a central μ<sub>4</sub>-oxygen atom, Cu in the Q position and group 17 atoms in the E position: [μ<sub>4</sub>-O(Cu(Py))<sub>4</sub>Cl<sub>6</sub>] (698, left (a)), [Me<sub>4</sub>N]<sub>4</sub>[μ<sub>4</sub>-O(CuCl)<sub>4</sub>Cl<sub>6</sub>] (766, center (b)) and [μ<sub>4</sub>-O(Cu(nicotine))<sub>4</sub>Br<sub>6</sub>] (774, right (c)). Hydrogen atoms and counterions, if present, are omitted for clarity.



Table 16 Adamantane-type clusters with a central  $\mu_4$ -oxygen atom, Cu in the Q position and group 17 atoms in the E position<sup>a</sup>

Compound	Reagents/conditions	Method
$[\mu_4\text{-O}\{\text{Cu}(\text{Py})\}_4\text{Cl}_6]$ (698)	CuCl <sub>2</sub> , NaOH/Py, 2 days	C <sup>385</sup>
$[\mu_4\text{-O}\{\text{Cu}(2\text{-methylpyridine})\}_4\text{Cl}_6]$ (699)	CuCl <sub>2</sub> , 2-methylpyridine/MeOH, 65 °C, 24 h	C <sup>387</sup>
$[\mu_4\text{-O}\{\text{Cu}(\text{OPPh}_3)\}_4\text{Cl}_6]$ (700)	CuCl <sub>2</sub> , CuO, OPPh <sub>3</sub> /MeNO <sub>2</sub> , 100 °C, 3 h	C <sup>386</sup>
$[\mu_4\text{-O}\{\text{Cu}(3\text{-quinuclidinone})\}_4\text{Cl}_6]$ (701)	CuCl <sub>2</sub> ·2H <sub>2</sub> O, 3-quinuclidinone, MeONa/MeOH, 65 °C, 15 min	C <sup>388</sup>
$[\mu_4\text{-O}\{\text{Cu}(\text{HMTA})\}_4\text{Cl}_6]$ (702)	CuCl <sub>2</sub> ·H <sub>2</sub> O, HMTA/Me <sub>2</sub> CO	C <sup>389</sup>
$[\mu_4\text{-O}\{\text{Cu}(\text{OSR}_2)\}_4\text{Cl}_6]$ (703–704, R = Et, <sup>n</sup> Pr)	CuCl <sub>2</sub> ·2H <sub>2</sub> O, OSR <sub>2</sub> /Me <sub>2</sub> CO, 24 h	C <sup>390</sup>
$[\mu_4\text{-O}\{\text{Cu}(N\text{-Methylimidazole})\}_4\text{Cl}_6]$ (705)	CuCl <sub>2</sub> ·2H <sub>2</sub> O, N-methylimidazole/MeOH	C <sup>391,392</sup>
$[\mu_4\text{-O}\{\text{Cu}(\text{dmsO})\}_4\text{Cl}_6]$ (706)	Cu/CCl <sub>4</sub> , DMSO	C <sup>393,394</sup>
$[\mu_4\text{-O}\{\text{Cu}(\text{MeCN})\}_4\text{Cl}_6]$ (707)	CuCl <sub>2</sub> ·2H <sub>2</sub> O, HBDA/MeCN, 82 °C	C <sup>394,395</sup>
$[\mu_4\text{-O}\{\text{Cu}(1,2\text{-dimethylimidazole})\}_4\text{Cl}_6]$ (708)	CuCl <sub>2</sub> ·2H <sub>2</sub> O, 1,2-dimethylimidazole/EtOH, MeOH	C <sup>396</sup>
$[\mu_4\text{-O}\{\text{Cu}(\text{nicotinic})\}_4\text{Cl}_6]$ (709)	CuCl <sub>2</sub> ·2H <sub>2</sub> O, nicotine/H <sub>2</sub> O, Me <sub>2</sub> CO	C <sup>397</sup>
$[\mu_4\text{-O}\{\text{Cu}(3,4\text{-dimethyl-5-phenylpyrazole})\}_4\text{Cl}_6]$ (710)	CuCl <sub>2</sub> ·2H <sub>2</sub> O, 3,4-dimethyl-5-phenylpyrazole/EtOH	C <sup>398</sup>
$[\mu_4\text{-O}\{\text{Cu}(N,N\text{-dimethylaminomethylferrocene})\}_4\text{Cl}_6]$ (711)	CuCl, N,N-dimethylaminomethylferrocene, O <sub>2</sub> /CH <sub>2</sub> Cl <sub>2</sub> , 20 min	C <sup>399</sup>
$[\mu_4\text{-O}\{\text{Cu}(7\text{-azaindol})\}_4\text{Cl}_6]$ (712)	CuCl <sub>2</sub> ·2H <sub>2</sub> O, 7-azaindol/MeOH, 65 °C, 15 min	C <sup>400</sup>
$[\mu_4\text{-O}\{\text{Cu}(\text{Me}_2\text{NH})\}_4\text{Cl}_6]$ (713)	Cu/Me <sub>2</sub> NH·HCl, DMF, 50 °C, 30 min	C <sup>401</sup>
$[\mu_4\text{-O}\{\text{Cu}(\text{cpz})\}_4\text{Cl}_6]$ (714)	CuCl <sub>2</sub> ·2H <sub>2</sub> O, cpz/EtOH	C <sup>402</sup>
$[\mu_4\text{-O}\{\text{Cu}(1\text{-}(4\text{-picolyl})\text{pyrrolidin-2-on})\}_4\text{Cl}_6]$ (715)	CuCl <sub>2</sub> ·2H <sub>2</sub> O, 1-(4-picolyl)pyrrolidin-2-on/MeOH	C <sup>403</sup>
$[\mu_4\text{-O}\{\text{Cu}(\text{morpholine})\}_4\text{Cl}_6]$ (716)	CuCl, morpholine, Cl <sub>3</sub> CCOOMe/MeCN, H <sub>2</sub> O, 30 min	C <sup>404,405</sup>
$[\mu_4\text{-O}\{\text{Cu}(\text{Ph}_2\text{SNH})\}_4\text{Cl}_6]$ (717)	CuCl <sub>2</sub> ·2H <sub>2</sub> O, Ph <sub>2</sub> SNH, air/MeCN, 1 day	C <sup>406</sup>
$[\mu_4\text{-O}\{\text{Cu}(\text{imidazole})\}_4\text{Cl}_6]$ (718)	CuCl <sub>2</sub> ·2H <sub>2</sub> O, imidazole/MeOH	C <sup>407</sup>
$[\mu_4\text{-O}\{\text{Cu}(\text{thf})\}_4\text{Cl}_6]$ (719)	CuCl <sub>2</sub> ·2H <sub>2</sub> O/THF	C <sup>408</sup>
$[\mu_4\text{-O}\{\text{Cu}(2\text{-methyl-2-thiazoline})\}_4\text{Cl}_6]$ (720)	CuCl <sub>2</sub> ·2H <sub>2</sub> O, 2-methyl-2-thiazoline/MeOH	C <sup>409</sup>
$[\mu_4\text{-O}\{\text{Cu}(2\text{-ethylpyrazine})\}_4\text{Cl}_6]$ (721)	CuCl, 2-ethylpyrazine, air/MeCN, 2 days	C <sup>410</sup>
$[\mu_4\text{-O}\{\text{Cu}\{1\text{-}(1\text{-Isoquinolyl})\text{benzotriazole}\}\}_4\text{Cl}_6]$ (722)	CuCl <sub>2</sub> ·2H <sub>2</sub> O, 1-(1-isoquinolyl)benzotriazole/MeOH, CHCl <sub>3</sub> , 1 day	C <sup>411</sup>
$[\mu_4\text{-O}\{\text{Cu}(3\text{-mesitylpyrazole})\}_4\text{Cl}_6]$ (723)	CuCl <sub>2</sub> ·2H <sub>2</sub> O, 3-mesitylpyrazole, NaOH/MeOH, 18 h	C <sup>412</sup>
$[\mu_4\text{-O}\{\text{Cu}(3\text{-benzyl-benzimidazole})\}_4\text{Cl}_6]$ (724)	CuSO <sub>4</sub> ·5H <sub>2</sub> O, benzimidazole, benzylchloride/Py, 120 °C, 36 h	B <sup>413</sup>
$[\mu_4\text{-O}\{\text{Cu}(2\text{-ethyltetrazole})\}_4\text{Cl}_6]$ (725)	CuCl <sub>2</sub> ·2H <sub>2</sub> O, 2-ethyltetrazole/MeOH, 1 h	C <sup>414</sup>
$[\mu_4\text{-O}\{\text{Cu}(1\text{-Methylbenzotriazole})\}_4\text{Cl}_6]$ (726)	CuCl <sub>2</sub> ·2H <sub>2</sub> O, 1-methylbenzotriazole, CuO/MeOH, 65 °C, 1 h	C <sup>415</sup>
$[\mu_4\text{-O}\{\text{Cu}(\text{pyridine } N\text{-oxide})\}_4\text{Cl}_6]$ (727)	CuCl <sub>2</sub> ·2H <sub>2</sub> O, pyridine N-oxide/MeOH, 45 min	C <sup>416</sup>
$[\mu_4\text{-O}\{\text{Cu}(2\text{-Methylimidazole})\}_4\text{Cl}_6]$ (728)	CuCl <sub>2</sub> ·2H <sub>2</sub> O, 2-methylimidazole/MeOH, 45 min	C <sup>416</sup>
$[\mu_4\text{-O}\{\text{Cu}\{\text{OP}(\text{NH}^t\text{Bu})_3\}\}_4\text{Cl}_6]$ (729)	CuCl <sub>2</sub> ·2H <sub>2</sub> O, OP(NH <sup>t</sup> Bu) <sub>3</sub> /hexane, 80 °C, 38 h	C <sup>417</sup>
$[\mu_4\text{-O}\{\text{Cu}(3,5\text{-dimethylpyrazole})\}_4\text{Cl}_6]$ (730)	CuCl <sub>2</sub> ·2H <sub>2</sub> O, acetylacetone, benzohydrazide/EtOH, 8 h	C <sup>418,419</sup>
$[\mu_4\text{-O}\{\text{Cu}(1,4\text{-dioxane})\}_4\text{Cl}_6]$ (731)	CuCl <sub>2</sub> ·2H <sub>2</sub> O, 1,4-dioxane, benzoylhydrazine/MeOH, CH <sub>2</sub> Cl <sub>2</sub> , 30 min	C <sup>420</sup>
$[\mu_4\text{-O}\{\text{Cu}(1\text{-ethyl-5-nitro-1,2,3-triazole})\}_4\text{Cl}_6]$ (732)	CuCl <sub>2</sub> ·2H <sub>2</sub> O, 1-ethyl-5-nitro-1,2,3-triazole/EtOH, 78 °C, 1 h	C <sup>421</sup>
$[\mu_4\text{-O}\{\text{Cu}(3\text{-hydroxyethylpyridine})\}_4\text{Cl}_6]$ (733)	CuCl <sub>2</sub> ·2H <sub>2</sub> O, 3-hydroxyethylpyridine/MeOH	C <sup>422</sup>
$[\mu_4\text{-O}\{\text{Cu}(\text{Quinuclidine})\}_4\text{Cl}_6]$ (734)	CuCl, quinuclidine, air/MeCN, 82 °C, 30 min	C <sup>423</sup>
$[\mu_4\text{-O}\{\text{Cu}\{1\text{-}(\text{pyridin-2-ylmethyl})\text{-1H-benzimidazole}\}\}_4\text{Cl}_6]$ (735)	CuCl <sub>2</sub> ·6H <sub>2</sub> O, 1-(pyridin-2-ylmethyl)-1H-benzimidazole, air/MeCN, H <sub>2</sub> O	C <sup>424</sup>
$[\mu_4\text{-O}\{\text{Cu}(\text{benzylamine})\}_4\text{Cl}_6][\text{Cu}(\text{benzylamine})_2\text{Cl}_2]$ (736)	CuCl <sub>2</sub> ·2H <sub>2</sub> O, benzylamine/MeOH, 10 min	C <sup>394</sup>
$[\mu_4\text{-O}\{\text{Cu}(\text{MeOH})\}_4\text{Cl}_6]$ (737)	CuCl <sub>2</sub> ·2H <sub>2</sub> O, CuO/MeOH, 65 °C, 2 h	C <sup>394</sup>
$[\mu_4\text{-O}\{\text{Cu}(\text{Pz}^{\text{IPR}^2}\text{H})\}_4\text{Cl}_6]$ (738)	CuCl <sub>2</sub> ·2H <sub>2</sub> O, Pz <sup>IPR</sup> 2H, sodium parafluorobenzoate/MeOH, 4 h	C <sup>425</sup>
$[\mu_4\text{-O}\{\text{Cu}(\text{DASO})\}_4\text{Cl}_6]$ (739)	CuCl, DASO, air/alllyl chloride, 3 h	C <sup>426</sup>
$[\mu_4\text{-O}\{\text{Cu}(4\text{-dimethylaminopyridine})\}_4\text{Cl}_6]$ (740)	CuCl <sub>2</sub> ·2H <sub>2</sub> O, 4-dimethylaminopyridine, 2,2,6,6-tetramethylpiperidinyl-1-oxyl, BnOH/MeOH, CH <sub>2</sub> Cl <sub>2</sub> , 10 min	C <sup>427</sup>
$[\mu_4\text{-O}\{\text{Cu}(\text{phenethylamine})\}_4\text{Cl}_6] \cdot [\text{Cu}(\text{phenethylamine})_2\text{Cl}_2]$ (741)	CuCl <sub>2</sub> ·2H <sub>2</sub> O, phenethylamine/MeOH, 10 min	C <sup>428</sup>
$[\mu_4\text{-O}\{\text{Cu}(N,N\text{-dimethylbenzylamine})\}_4\text{Cl}_6]$ (742)	CuCl <sub>2</sub> ·2H <sub>2</sub> O, N,N-dimethylbenzylamine/MeOH, 10 min	C <sup>428</sup>
$[\mu_4\text{-O}\{\text{Cu}(\text{cyclohexanemethylamine})\}_4\text{Cl}_6] \cdot 1,5$ $[\text{Cu}(\text{cyclohexanemethylamine})_2\text{Cl}_2]$ (743)	CuCl <sub>2</sub> ·2H <sub>2</sub> O, cyclohexanemethylamine/MeOH, 10 min	C <sup>428</sup>
$[\mu_4\text{-O}\{\text{Cu}(\text{pyrazole})\}_4\text{Cl}_6]$ (744)	CuCl <sub>2</sub> ·2H <sub>2</sub> O, pyrazole/MeOH, 65 °C, 2 h	C <sup>455</sup>
$[\mu_4\text{-O}\{\text{Cu}(\text{dimethyl acetamide})\}_4\text{Cl}_6]$ (745)	CuCl <sub>2</sub> ·2H <sub>2</sub> O, dimethyl acetamide/1,4-dioxane, 50 °C, 24 h	C <sup>429</sup>
$[\mu_4\text{-O}\{\text{Cu}(1\text{-vinylimidazole})\}_4\text{Cl}_6]$ (746)	CuCl <sub>2</sub> ·2H <sub>2</sub> O, 1-vinylimidazole/MeOH, H <sub>2</sub> O, 60 °C, 2 days	C <sup>430</sup>
$[\mu_4\text{-O}\{\text{Cu}(\text{metronidazole})\}_4\text{Cl}_6]$ (747)	CuCl, metronidazole, air/MeOH	C <sup>431</sup>
$[\mu_4\text{-O}\{\text{Cu}(\text{NCNMe}_2)\}_4\text{Cl}_6]$ (748)	CuCl <sub>2</sub> ·2H <sub>2</sub> O/NCNMe <sub>2</sub>	C <sup>432</sup>
$[\mu_4\text{-O}\{\text{Cu}(4\text{-phenylethynylpyridine})\}_4\text{Cl}_6]$ (749)	CuCl, 4-(phenylethynyl)pyridine, air/CH <sub>2</sub> Cl <sub>2</sub> , 24 h	C <sup>433</sup>
$[\mu_4\text{-O}\{\text{Cu}(\text{pyridine-3-carbaldehyde})\}_4\text{Cl}_6]$ (750)	CuCl <sub>2</sub> ·2H <sub>2</sub> O, pyridine-3-carbaldehyde/MeOH, CH <sub>2</sub> Cl <sub>2</sub> , 70 °C, 6 days	B <sup>434</sup>
$[\mu_4\text{-O}\{\text{Cu}(2\text{-ethylpyridine})\}_4\text{Cl}_6]$ (751)	CuCl <sub>2</sub> ·2H <sub>2</sub> O, 2-ethylpyridine, air/MeOH, 50 °C, 1 h	C <sup>435</sup>
$[\mu_4\text{-O}\{\text{Cu}\{N\text{-}(\alpha\text{-4-picolyl})\text{piperidine}\}\}_4\text{Cl}_6]$ (752)	CuCl <sub>2</sub> ·2H <sub>2</sub> O, N-( $\alpha$ -4-picolyl)piperidine/MeCN	C <sup>436</sup>
$[\mu_4\text{-O}\{\text{Cu}(\text{OPeT}_3)\}_4\text{Cl}_6]$ (753)	[PEt <sub>3</sub> CuCl] <sub>4</sub> /CCl <sub>4</sub> , CH <sub>2</sub> Cl <sub>2</sub> , 4 days	C <sup>437</sup>
$[\mu_4\text{-O}\{\text{Cu}(\text{DENC})\}_4\text{Cl}_6]$ (754)	[{(DENC)CuCl] <sub>4</sub> O <sub>2</sub> ]/MeOH, CH <sub>2</sub> Cl <sub>2</sub>	J <sup>438</sup>
$[\mu_4\text{-O}\{\text{Cu}(\text{benzimidazol})\}_4\text{Cl}_6]$ (755)	[Cu <sub>2</sub> Cl <sub>3</sub> (benzimidazol) <sub>2</sub> ]/Cl/EtOH	J <sup>439</sup>
$[\mu_4\text{-O}\{\text{Cu}(\text{dmf})\}_4\text{Cl}_6]$ (756)	$[\mu_4\text{-O}\{\text{Cu}(\text{MeOH})\}_4\text{Cl}_6]$ (737)/DMF	Q <sup>394</sup>
$[\mu_4\text{-O}\{\text{Cu}(3\text{-nonyl-8-fluoroimidazo}[1,5-a]\text{pyridine})\}_4\text{Cl}_6]$ (757)		Q <sup>440</sup>



Table 16 (Contd.)

Compound	Reagents/conditions	Method
$[\mu_4\text{-O}\{\text{Cu}(\text{MeCN})\}_4\text{Cl}_6]$ (707)	$[\mu_4\text{-O}\{\text{Cu}(\text{MeCN})\}_4\text{Cl}_6]$ (707), 3-nonyl-8-fluoroimidazo[1,5- <i>a</i> ]pyridine/MeCN, 100 °C, 10 min	J <sup>441</sup>
$[\mu_4\text{-O}\{\text{Cu}(\text{Amt})\}_4\text{Cl}_6]$ (758)	$[\text{Cu}(\alpha\text{-CgP}\text{AmtHMe})(\text{Cl})][\text{BF}_4]$ , KHMDS/THF	F <sup>442</sup>
$[\mu_4\text{-O}\{\text{Cu}(\text{nmp})\}_3(\text{CuOH}_2)\text{Cl}_6]$ (759)	CuCl, O <sub>2</sub> /nmp, H <sub>2</sub> O	C <sup>401</sup>
$[\mu_4\text{-O}\{\text{Cu}(\text{Me}_2\text{NH})\}_3\{\text{Cu}(\text{dmsO})\}\text{Cl}_6]$ (760)	Cu/Me <sub>2</sub> NH·HCl, DMSO, 50 °C, 2 h	C <sup>401</sup>
$[\mu_4\text{-O}\{\text{Cu}(\text{Me}_2\text{NH})\}_2\{\text{Cu}(\text{MeOH})\}_2\text{Cl}_6]$ (761)	Cu/Me <sub>2</sub> NH·HCl, MeOH, 50 °C, 30 min	C <sup>443</sup>
$[\mu_4\text{-O}\{\text{Cu}(\text{thf})\}_3(\text{CuOH}_2)\text{Cl}_6]$ (762)	CuCl <sub>2</sub> ·2H <sub>2</sub> O, tetra- $\mu$ -acetato- $\kappa^8\text{O}:\text{O}'$ -dicopper(II) dehydrate/THF, 24 h	Q <sup>444</sup>
$[\mu_4\text{-O}\{\text{Cu}(\text{urea})\}_3\{\text{Cu}(\text{thf})\}\text{Cl}_6]$ (763)	$[\mu_4\text{-O}\{\text{Cu}(\text{MeOH})\}_4\text{Cl}_6]$ (737), urea/THF, 2 h	C <sup>416</sup>
$[\mu_4\text{-O}\{\text{Cu}(\text{thf})\}_3\{\text{Cu}(\text{thf})\}\text{Cl}_6]$ (764)	CuCl <sub>2</sub> ·2H <sub>2</sub> O, 4-phenylimidazole/MeOH, 45 min	
$[\mu_4\text{-O}\{\text{Cu}\{N-(\alpha\text{-4-picolyl})\text{morpholine}\}\}_2\{\text{Cu}\{N-(\alpha\text{-4-picolyl})\text{morpholinium}\}\}\text{Cl}_6]$ (765)	CuCl <sub>2</sub> ·2H <sub>2</sub> O, <i>N</i> -( $\alpha$ -4-picolyl)morpholine/MeCN, H <sub>2</sub> O	C <sup>436</sup>
$[\text{Me}_4\text{N}]_4[\mu_4\text{-O}\{\text{CuCl}\}_4\text{Cl}_6]$ (766)	CuCl <sub>2</sub> , CuO, $[\text{Me}_4\text{N}]\text{Cl}/\text{MeOH}$ , 65 °C, 24 h	C <sup>445</sup>
$[\text{teedH}_2]_2[\mu_4\text{-O}\{\text{CuCl}\}_4\text{Cl}_6]$ (767)	CuCl <sub>2</sub> , teed/EtOH	C <sup>446</sup>
$[\text{Et}_2\text{NH}_2]_4[\mu_4\text{-O}\{\text{CuCl}\}_4\text{Cl}_6]$ (768)	CuCl <sub>2</sub> , $[\text{Et}_2\text{NH}_2]\text{Cl}/\text{MeOH}$ , 65 °C, 24 h	C <sup>447</sup>
$(\text{C}_{11}\text{H}_{24}\text{C}_{12}\text{N}_4\text{O}_2)_2[\mu_4\text{-O}\{\text{CuCl}\}_4\text{Cl}_6]$ (769)	CuCl <sub>2</sub> , <i>N,N'</i> -bis[2-(dimethylamino)-ethyl]propanediamide/CHCl <sub>3</sub> , H <sub>2</sub> O	C <sup>448</sup>
$[\text{BMIm}]_4[\mu_4\text{-O}\{\text{CuCl}\}_4\text{Cl}_6]$ (770)	CuCl <sub>2</sub> ·2H <sub>2</sub> O, $[\text{BMIm}]\text{Cl}$ , O <sub>2</sub> , 2,3,6-trimethylphenol/ <sup><i>n</i></sup> BuOH, 60 °C	C <sup>449</sup>
$[\text{H}_2\text{BPBACy}]_2[\mu_4\text{-O}\{\text{CuCl}\}_4\text{Cl}_6]$ (771)	CuCl <sub>2</sub> ·2H <sub>2</sub> O, BPBACy/MeNO <sub>2</sub> , MeOH	C <sup>450</sup>
$[\text{choline}]_4[\mu_4\text{-O}\{\text{CuCl}\}_4\text{Cl}_6]$ (772)	CuCl <sub>2</sub> ·2H <sub>2</sub> O, air/choline chloride	C <sup>451</sup>
$[\mu_4\text{-O}\{\text{Cu}(\text{Py})\}_4\text{Br}_6]$ (773)	CuBr <sub>2</sub> , CuO, Py/H <sub>2</sub> O, 100 °C	C <sup>452</sup>
$[\mu_4\text{-O}\{\text{Cu}(\text{nicotine})\}_4\text{Br}_6]$ (774)	CuBr, 4-cyanopyridine, nicotine/DMF, 40 min	C <sup>458</sup>
$[\mu_4\text{-O}\{\text{Cu}(2\text{-bromo-1-methyl-imidazole})\}_4\text{Br}_6]$ (775)	CuBr, 2-mercapto-1-methyl-imidazoline, air/MeCN, CHCl <sub>3</sub>	C <sup>453</sup>
$[\mu_4\text{-O}\{\text{Cu}(\text{clotrimazole})\}_4\text{Br}_6]$ (776)	CuBr <sub>2</sub> , clotrimazole/EtOH, 78 °C, 4 h	C <sup>454</sup>
$[\mu_4\text{-O}\{\text{Cu}(\text{benzylamine})\}_4\text{Br}_6]$ (777)	CuBr <sub>2</sub> , benzylamine/MeOH, 10 min	C <sup>394</sup>
$[\mu_4\text{-O}\{\text{Cu}(3,5\text{-dimethyl-4-bromo-pyrazole})\}_4\text{Br}_6]$ (778)	CuBr <sub>2</sub> , acetylacetone, benzohydrazide/EtOH, 8 h	C <sup>455</sup>
$[\mu_4\text{-O}\{\text{Cu}(\text{NCNMe}_2)\}_4\text{Br}_6]$ (779)	CuBr <sub>2</sub> /NCNMe <sub>2</sub>	C <sup>432</sup>
$[\mu_4\text{-O}\{\text{Cu}(\text{MeOH})\}_4\text{Cl}_{6-n}\text{Br}_n]$ (780–786)	CuCl <sub>2</sub> ·2H <sub>2</sub> O, CuBr <sub>2</sub> , CuO/MeOH, 60 °C, 4 h	C <sup>456</sup>
$[\mu_4\text{-O}\{\text{Cu}(\text{morpholine})\}_4\text{Cl}_{6-n}\text{Br}_n]$ (787–793, <i>n</i> = 0–6)	$[\mu_4\text{-O}\{\text{Cu}(\text{MeOH})\}_4\text{Cl}_{6-n}\text{Br}_n]$ (780–786), morpholine/MeOH, 60 °C, 6 h	Q <sup>456</sup>
$[\mu_4\text{-O}\{\text{Cu}(\text{piperidine})\}_4\text{Cl}_{6-n}\text{Br}_n]$ (794–800, <i>n</i> = 0–6)	$[\mu_4\text{-O}\{\text{Cu}(\text{MeOH})\}_4\text{Cl}_{6-n}\text{Br}_n]$ (780–786), piperidine/MeOH, 60 °C, 6 h	Q <sup>456</sup>
$[\mu_4\text{-O}\{\text{Cu}(\text{OPPh}_3)\}_4\text{Cl}_{6-n}\text{Br}_n]$ (801–807, <i>n</i> = 0–6)	$[\mu_4\text{-O}\{\text{Cu}(\text{MeOH})\}_4\text{Cl}_{6-n}\text{Br}_n]$ (780–786), OPPh <sub>3</sub> /MeOH, 60 °C, 6 h	Q <sup>456,457</sup>

<sup>a</sup> HMTA = hexamethylenetetramine, HBDA = hexakis(trimethylsilyl)benzodiamidine, cpz = 2-chloro-10-(3-dimethylaminopropyl)(phenothiazine), DENC = *N,N*-diethylnicotinamide, Pz<sup>ipr2</sup>H = 3,5-diisopropylpyrazole, DASO = diallyl sulfoxide, Amt = 1,3-diamino-1,2,2-trimethylcyclopentane, CgP = 1,3,5,7-tetramethyl-2,4,6-trioxo-8-phosphatricyclo[3.3.1.1]decane, nmp = *N*-methyl-2-pyrrolidinone, teed = *N,N,N',N'*-tetraethylethylenediamine, BPBACy = bis(1-propylbenzimidazol-2-yl)-trans-1,2-cyclohexane.

$[(\text{ZnCl})_4\text{Cl}_6]^{2-}$  was observed when reducing the bimetallic trigonal bipyramidal complex  $[(\text{Cp}^*\text{NbCl}_2)_2\text{ClO}(\text{OH})]$  with Zn in the presence of ZnO.<sup>481</sup> It was also found as the counterion in  $[(\text{Cp}^*\text{TaCl})_3\text{O}_3(\text{OH})_2][(\text{ZnCl})_4\text{Cl}_6]$  (834), obtained from a similar reaction of Zn, O<sub>2</sub> and  $[(\text{Cp}^*\text{TaCl}_2)_2\text{Cl}_2\text{O}]$ .<sup>482</sup>

**2.1.6.4 Group 11/13 adamantane-type clusters.** In group 13,  $[\text{Al}_4\text{F}_{18}]^{6-}$  (in 835–837, Fig. 17) with varying organic counterions are obtained by solvothermal methods using microwave heating from Al(OH)<sub>3</sub> and HF.<sup>483–485</sup> In these compounds, each Al site carries three terminal fluorine ligands.

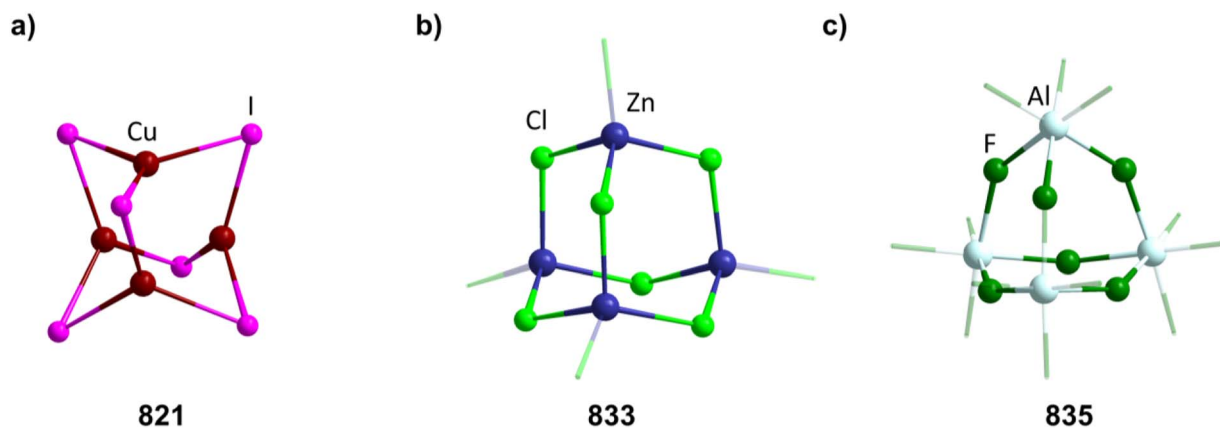


Fig. 17 Examples of adamantane-type clusters without a central  $\mu_4$ -oxygen atom, group 11–13 elements in the Q position and group 17 atoms in the E position:  $[(\text{C}_7\text{H}_{16})_4\text{N}]_2[\text{Cu}_4\text{I}_6]$  (821, left (a)),  $[(\text{Cp}^*\text{NbClO})_3][(\text{Cp}^*\text{Nb})_3\text{Cl}_2\text{O}_3\text{OH}][(\text{ZnCl})_4\text{Cl}_6]$  (833, center (b)) and  $[\text{H}_3\text{dien}]_2[\text{Al}_4\text{F}_{18}]$  (835, right (c)). Counterions are omitted for clarity.



Table 17 Adamantane-type clusters without a central  $\mu_4$ -oxygen atom, group 11–13 elements in the Q position and group 17 atoms in the E position<sup>a</sup>

Compound	Reagents/conditions	Method
[H <sub>2</sub> dpipa] <sub>3</sub> [Cu <sub>4</sub> Cl <sub>6</sub> ][Cu <sub>2</sub> Cl <sub>6</sub> ] (808)	Cu, dpipa, HCl/H <sub>2</sub> O, 180 °C, 24 h	B <sup>459</sup>
[ <sup>1</sup> Pr <sub>4</sub> N] <sub>2</sub> [Cu <sub>4</sub> Br <sub>6</sub> ] (809)	CuBr, [ <sup>1</sup> Pr <sub>4</sub> N]Br/EtOH	C <sup>460,461</sup>
[ <sup>n</sup> BuNPh <sub>3</sub> ] <sub>2</sub> [Cu <sub>4</sub> Br <sub>6</sub> ] (810)	CuBr, [ <sup>n</sup> BuNPh <sub>3</sub> ]Br/EtOH	C <sup>462</sup>
[N(PPh <sub>3</sub> ) <sub>2</sub> ] <sub>2</sub> [Cu <sub>4</sub> Br <sub>6</sub> ] (811)	CuBr, [N(PPh <sub>3</sub> ) <sub>2</sub> ]Br/EtOH, heat	C <sup>463</sup>
[ <sup>t</sup> Bu <sub>3</sub> NMe] <sub>2</sub> [Cu <sub>4</sub> Br <sub>6</sub> ] (812)	CuBr, [ <sup>t</sup> Bu <sub>3</sub> NMe]Br/ <sup>i</sup> PrOH, 100 °C, 30 min	C <sup>461</sup>
[Mg(thf) <sub>6</sub> ][Cu <sub>4</sub> Br <sub>6</sub> ] (813)	CuBr, MgBr <sub>2</sub> /THF, 50 °C, 18 h	C <sup>464</sup>
[(Poxim) <sub>2</sub> AlBr][Cu <sub>4</sub> Br <sub>6</sub> ] (814)	[Al(C <sub>6</sub> F <sub>5</sub> ) <sub>3</sub> (toluene) <sub>0.5</sub> ], Cu <sup>o</sup> Bu, poxim, allyl bromide, C <sub>14</sub> H <sub>30</sub> /toluene, -30 °C to 80 °C, 7 h	U <sup>465</sup>
(H <sub>2</sub> dpipa) <sub>3</sub> [Cu <sub>4</sub> Br <sub>6</sub> ][Cu <sub>2</sub> Br <sub>6</sub> ] (815)	Cu, HBr, dpipa/180 °C, 24 h	B <sup>459,467</sup>
[Ti <sub>12</sub> ( $\mu_3$ -O) <sub>14</sub> (O <sup>i</sup> Pr) <sub>18</sub> ][Cu <sub>4</sub> Br <sub>6</sub> ] (816)	CuBr, [Ti(O <sup>i</sup> Pr) <sub>4</sub> ] <sup>i</sup> PrOH, 80 °C, 3 days	B <sup>466</sup>
[{Cu(Hdabco)} <sub>4</sub> Br <sub>6</sub> ](HCOO) <sub>2</sub> (817)	CuBr, dabco/DMF, H <sub>2</sub> O, 85 °C, 72 h	C <sup>468</sup>
[MePPh <sub>3</sub> ] <sub>2</sub> [Cu <sub>4</sub> I <sub>6</sub> ] (818)	CuI, [MePPh <sub>3</sub> ]I CuI/MeNO <sub>2</sub> , EtOH, heat	C <sup>469,470</sup>
[MeAsPh <sub>3</sub> ] <sub>2</sub> [Cu <sub>4</sub> I <sub>6</sub> ] (819)	CuI, [MePPh <sub>3</sub> ]I/MeNO <sub>2</sub> , EtOH, heat	C <sup>469</sup>
[Ph <sub>4</sub> P] <sub>2</sub> [Cu <sub>4</sub> I <sub>6</sub> ] (820)	Cu, I <sub>2</sub> , [Ph <sub>4</sub> P]I/Me <sub>2</sub> CO, 56 °C	C <sup>471</sup>
[(C <sub>7</sub> H <sub>16</sub> ) <sub>4</sub> N] <sub>2</sub> [Cu <sub>4</sub> I <sub>6</sub> ] (821)	Cu, I <sub>2</sub> , [(C <sub>7</sub> H <sub>16</sub> ) <sub>4</sub> N]/hydroxyacetone, heat	C <sup>472</sup>
[O{P(pyr) <sub>3</sub> }] <sub>2</sub> [Cu <sub>4</sub> I <sub>6</sub> ] (822)	CuI, KI, CIP(pyr) <sub>3</sub> /MeCN, 90 °C, 1 day	B <sup>473</sup>
[KN{(CH <sub>2</sub> ) <sub>2</sub> O(CH <sub>2</sub> ) <sub>2</sub> OMe} <sub>3</sub> ] <sub>2</sub> [Cu <sub>4</sub> I <sub>6</sub> ] (823)	CuI, KI, N{(CH <sub>2</sub> ) <sub>2</sub> O(CH <sub>2</sub> ) <sub>2</sub> OMe} <sub>3</sub>	C <sup>474</sup>
[Li(benzo-15-crown-5)H <sub>2</sub> O] <sub>2</sub> (benzo-15-crown-5)[Cu <sub>4</sub> I <sub>6</sub> ] (824)	CuI, LiI, benzo-15-crown-5, ascorbic acid/H <sub>2</sub> O, Me <sub>2</sub> CO, reflux, 4 h	C <sup>475</sup>
[Cs(benzo-15-crown-5)] <sub>2</sub> [Cu <sub>4</sub> I <sub>6</sub> ] (825)	CuI, CsI, benzo-15-crown-5, ascorbic acid/H <sub>2</sub> O, Me <sub>2</sub> CO, reflux, 2 h	C <sup>475</sup>
[Na(18-crown-6)H <sub>2</sub> O] <sub>2</sub> (H <sub>2</sub> O)[Cu <sub>4</sub> I <sub>6</sub> ] (826)	CuI, NaI, 18-crown-6, ascorbic acid/H <sub>2</sub> O, Me <sub>2</sub> CO, reflux, 6 h	C <sup>475</sup>
[Rb(18-crown-6)] <sub>2</sub> (MeCN)[Cu <sub>4</sub> I <sub>6</sub> ] (827)	RbI, Cu, [NH <sub>4</sub> ]I, 18-crown-6/MeCN, 60 °C, 28 h	C <sup>476</sup>
[Mn(tdpmO <sub>3</sub> ) <sub>2</sub> ][Cu <sub>4</sub> I <sub>6</sub> ] (828)	CuI, MnI <sub>2</sub> , tdpmO <sub>3</sub> /MeCN, 30 min	C <sup>477</sup>
[Mn(dppbO <sub>2</sub> ) <sub>2</sub> ][Cu <sub>4</sub> I <sub>6</sub> ][Cu <sub>2</sub> I <sub>4</sub> ] (829)	CuI, MnI <sub>2</sub> , dppbO <sub>2</sub> /MeCN, 1 h	C <sup>477</sup>
(BPPIP)[{(BPPIP)Cu <sub>2</sub> I <sub>3</sub> }] <sub>2</sub> [Cu <sub>4</sub> I <sub>6</sub> ] (830)	(BPPIP)I, CuI/CH <sub>2</sub> Cl <sub>2</sub> , MeOH	C <sup>478</sup>
K[K(12-crown-4)] <sub>6</sub> [Cu <sub>4</sub> I <sub>6</sub> ][Cu <sub>8</sub> I <sub>13</sub> ] (831)	CuI, KI, 12-crown-4/H <sub>2</sub> O, Me <sub>2</sub> CO	C <sup>479</sup>
[Co(tib) <sub>2</sub> ][Cu <sub>4</sub> I <sub>6</sub> ] (832)	CoO, CuI, tib, KI, HI/MeOH, 145 °C, 7 days	B <sup>480</sup>
[{Cp <sup>*</sup> NbClO}] <sub>3</sub> [(Cp <sup>*</sup> Nb)Cl <sub>2</sub> O <sub>3</sub> OH][ZnCl <sub>4</sub> Cl <sub>6</sub> ] (833)	[(Cp <sup>*</sup> NbCl <sub>2</sub> ) <sub>2</sub> ClO(OH)], Zn, ZnO/CH <sub>2</sub> Cl <sub>2</sub>	U <sup>481</sup>
[(Cp <sup>*</sup> TaCl <sub>3</sub> O <sub>3</sub> (OH)) <sub>2</sub> ][ZnCl <sub>4</sub> Cl <sub>6</sub> ] (834)	[(Cp <sup>*</sup> TaCl <sub>2</sub> ) <sub>2</sub> Cl <sub>2</sub> O] Zn, O <sub>2</sub> /CH <sub>2</sub> Cl <sub>2</sub>	U <sup>482</sup>
[H <sub>3</sub> dien] <sub>2</sub> [Al <sub>4</sub> F <sub>18</sub> ] (835)	Al(OH) <sub>3</sub> , dien, HF/EtOH, 190 °C microwave heating, 1 h	B <sup>483</sup>
[H <sub>3</sub> tren] <sub>2</sub> [Al <sub>4</sub> F <sub>18</sub> ]·3.5H <sub>2</sub> O (836)	Al(OH) <sub>3</sub> , tren, HF/EtOH, 190 °C microwave heating, 1 h	B <sup>484</sup>
(H <sub>3</sub> O) <sub>2</sub> [Hgua] <sub>16</sub> [Al <sub>4</sub> F <sub>18</sub> ] <sub>3</sub> ·H <sub>2</sub> O (837)	Al(OH) <sub>3</sub> , HguaCl, HF/EtOH, 190 °C microwave heating, 1 h	B <sup>485</sup>

<sup>a</sup> dpipa = *N,N'*-dimethylpiperazine, PoxIm = *N*-phenyl-*N'*-[bis(tertbutyl)phosphinoyl]imidazolylidene, dabco = 1,4-diazabicyclo[2.2.2]octane, tib = 1,3,5-tris(1-imidazolyl)benzene, pyr = pyrrolidine, dppbO<sub>2</sub> = 1,2-bis(di-phenylphosphineoxide) benzol, tdpmO<sub>3</sub> = tris(di-phenylphosphineoxide) methan, BPPIP = bis-triphenylphosphonio-isophosphindolide, THP = tetrahydropyran, tren = tris(2-ethylamino)amine, gua = guanidine.

**2.1.7 Q/transition metal adamantane-type clusters.** Some uncommon examples of transition metals in the E position can be found in the literature, two of them of clusters with a group 15 element in the Q position, but mostly with group 16 elements occupying that site. The metals in the E position belong to the transition metals of group 10–12. The structure of the adamantane can vary in its degree of distortion depending on the elements used, as well as the ligands and the possible presence of a central atom. They were often observed by serendipity or as by products for other target compounds. This is reflected in the synthetic methods not following a trend and differing from cluster to cluster.

The cyclic Q/Zn complexes [ZnI<sub>2</sub>{Q(SiMe<sub>3</sub>)<sub>3</sub>}]<sub>2</sub> (Q = P, As) can be prompted to rearrange at elevated temperature when offered

a proper cation to form the anionic adamantane-type structures [(QSiMe<sub>3</sub>)<sub>4</sub>(ZnI)<sub>6</sub>(thf)<sub>2</sub>] (838–839, Fig. 18).<sup>486,487</sup>

Hydrolysis of a  $\pi$ -allyl Pd complex with an additional chelating and sterically hindered bispidine ligand leads to the formation of a cationic hydroxo cluster [(Pd{( $\eta^3$ -C<sub>3</sub>H<sub>5</sub>)<sub>4</sub>(OH)<sub>6</sub>}]<sup>2+</sup> (in 840, Fig. 18).<sup>488</sup>

Simple addition reactions can be used to react a preformed Cu complex of a S<sub>2</sub>N<sub>2</sub>-tetradentate ligand with CuCl to form [Cu(bme<sup>\*</sup>daco)]<sub>2</sub>(CuCl)<sub>4</sub> (841, bme<sup>\*</sup>daco = bis(*N,N'*-2-mercapto-2-methylpropyl)1,5-diazocyclooctane).<sup>489</sup>

In a redox reaction of Cu<sup>II</sup>Cl<sub>2</sub> with KI and *para*-4-mercaptopyridine, a polymeric Cu<sup>I</sup><sub>3</sub>I<sub>4</sub> formed as the main product next to an adamantane-type cluster [(4-SC<sub>5</sub>H<sub>4</sub>NH)<sub>4</sub>(CuCl)<sub>6</sub>] (842) of neutral pyridine-4-thione and Cu<sup>I</sup>Cl.<sup>490</sup> The corresponding bromide compound (843; Fig. 18) could be obtained after



cleaving the S-S bond in 4,4'-bipyridyldisulfide at higher temperatures and reacting with CuBr.<sup>491</sup>

Two isomers of  $[\text{Cu}_6(\text{phen})_4(\text{SPh})_4\text{Cl}_2]$  (**844–845**) with differing positions of the chlorine atoms in the cluster scaffold were found after a simple condensation of PhSH with  $\text{Cu}^{\text{O}}\text{Bu}$  under the addition of phenanthroline.<sup>492</sup> The chlorine found in the compound is suspected to stem from decomposition of the solvent  $\text{CH}_2\text{Cl}_2$ .

$[\text{NEt}_3]\text{X}$  (X = Cl, Br) was found to break up polymeric  $[\text{CuSPh}]_n$  to initiate a rearrangement to  $[(\text{NEt}_4)_4(\text{SPh})_4(\text{CuX})_6]$  (**846–847**).<sup>170</sup> This cluster could be prompted to reversibly invert its Q and E positions and form  $[\text{Et}_4\text{N}]_2[\text{Cu}_4(\text{SPh})_6]$  (**256**) with an excess of  $[\text{HNEt}_3][\text{SPh}]$ , as described before.

Extreme levels of structural distortion are seen in compounds with cationic cluster molecules of the type  $[(\text{ER})_4\text{M}_6\{(\text{Ph}_2\text{P})_2\text{R}\}_4]^{2+}$  (**848–857**, E = S, Se, M = Cu, Ag, Fig. 18), which are made by combination of dimeric complexes  $[\text{M}_2\{(\text{Ph}_2\text{P})_2\text{R}\}_2(\text{MeCN})_2]^{2+}$  with phosphine ligand bridged metal centers rearranging around  $\text{RE}^-$  units,<sup>493–495</sup> or the reaction of polymeric  $[\text{AgER}]_n$  with the phosphine ligand.<sup>496</sup>

In one case, an adamantane-type structure could be built around a central  $[\text{MoS}_4]$  fragment by coordination of the

tetrahedral  $[\text{NMe}_4]_2[\text{MoS}_4]$  with CuCl to isolate crystals of  $[\text{NMe}_4]_5[(\mu_4\text{-Mo})\text{S}_4(\text{CuCl})_3(\text{CuCl}_2)_3]$  (**858**, Fig. 18).<sup>497</sup>

A  $[\text{Zn}_{10}\text{O}_4]$  oxo adamantane is found at the centre of  $[\text{O}_4(\text{anpy})_8\text{Zn}_6(\text{ZnEt})_4]$  (**859**, anpy = anilido-pyridinate, Fig. 18). It comprises four terminal ZnEt and six bridging Zn units, which are interconnected by eight bidentate organic ligands. It is obtained from the hydrolysis of  $\text{ZnEt}_2$  in the presence of the templating anilido-pyridinate.<sup>498</sup>

**2.1.8 Adamantane-type clusters with mixed elements in Q and E positions.** Adamantane-type structures comprising elements from different groups in E and Q positions are rare but have been realized in a variety of examples. Most often, a step-wise buildup approach is used, in which different elements are first linked in small molecules, which can then reassemble into the desired adamantane framework.

The earliest example of such a reported compound was the cage compound  $[\text{S}_4(\text{CH}_2)_2(\text{BH}_2)_4]$  (**860**, Fig. 19), which is obtained by using  $\text{THF-BH}_3$  gas with the binary synthon and solvent  $\text{CS}_2$ .<sup>499</sup> Exchanging the borane for  $\text{NaB}_3\text{H}_8$  leads to a slightly different reactivity, with only one intact  $\text{CS}_2$  unit in the product  $[\text{S}_4(\text{CH}_2)(\text{BH}_2)_5]$  (**861**).<sup>500</sup>

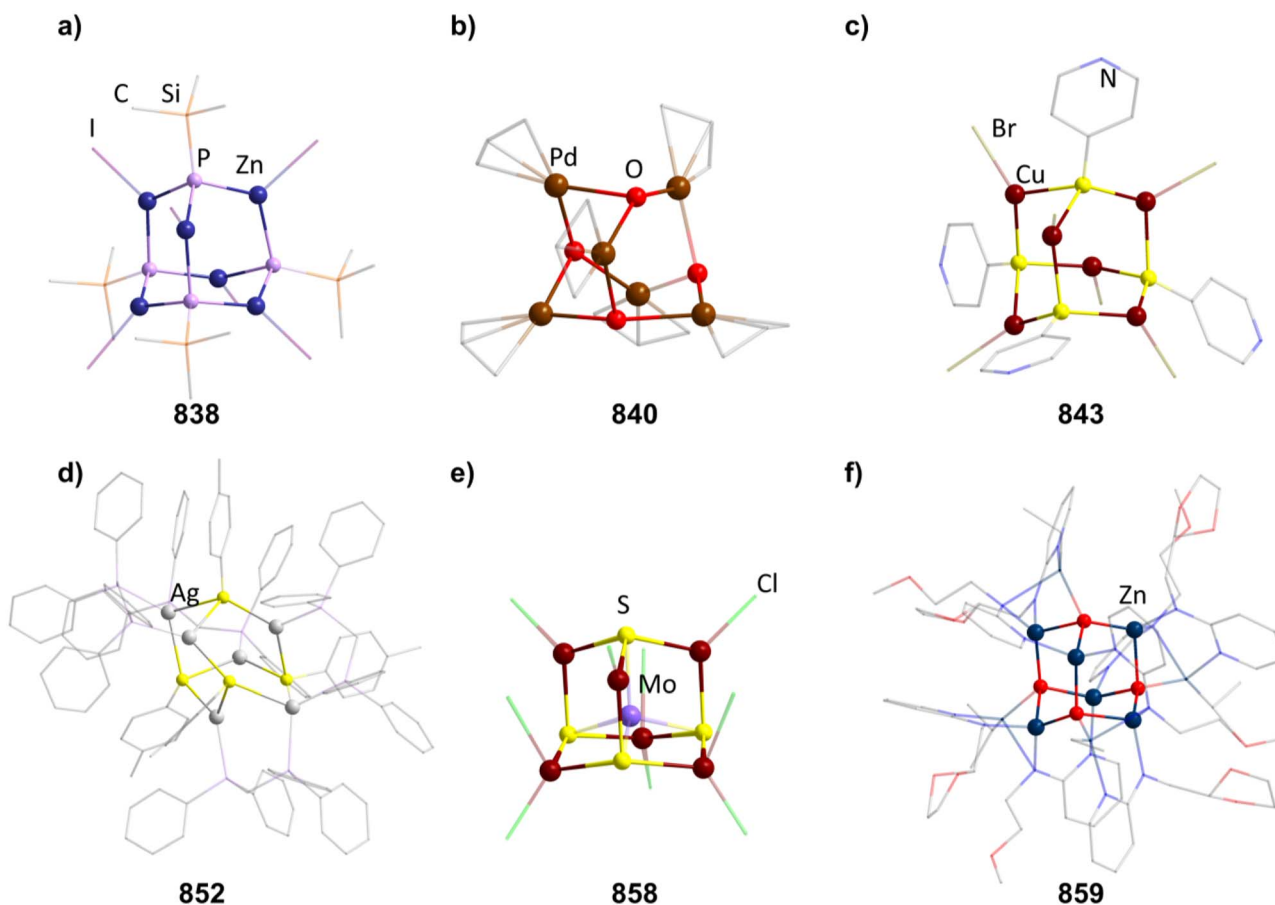


Fig. 18 Examples of adamantane-type cluster with transition metal atoms in the E position:  $[\text{Bu}_4\text{N}]_2[(\text{PSiMe}_3)_4(\text{Zn})_6(\text{thf})_2]$  (**838**, top left (a)),  $[(\text{Pd}\{(\eta^3\text{-C}_3\text{H}_5)\}_4(\text{OH})_6)\text{CF}_3\text{SO}_3]$  (**840**, top center (b)),  $[(4\text{-SC}_5\text{H}_4\text{NH})_4(\text{CuBr})_6]$  (**843**, top right (c)),  $[(\text{SC}_6\text{H}_4\text{Me-p})_4\text{Ag}_6\{(\text{Ph}_2\text{P})_2\text{Me}\}_4][\text{PF}_6]_2$  (**852**, bottom left (d)),  $[\text{NMe}_4]_5[(\mu_4\text{-Mo})\text{S}_4(\text{CuCl})_3(\text{CuCl}_2)_3]$  (**858**, bottom center (e)) and  $[\text{O}_4(\text{anpy})_8\text{Zn}_6(\text{ZnEt})_4]$  (**859**, bottom right (f)). Hydrogen atoms and counterions, if present, are omitted for clarity.





Table 18 Adamantane-type cluster with transition metal atoms in the E position<sup>a</sup>

Compound	Reagents/conditions	Method
[ <sup>n</sup> Bu <sub>4</sub> N] <sub>2</sub> [(PSiMe <sub>3</sub> ) <sub>4</sub> (ZnI) <sub>6</sub> (thf) <sub>2</sub> ] ( <b>838</b> )	[ZnI <sub>2</sub> {P(SiMe <sub>3</sub> ) <sub>3</sub> }] <sub>2</sub> , [ <sup>n</sup> Bu <sub>4</sub> N] <sub>2</sub> I/THF, 24 h	J <sup>486</sup>
[ <sup>n</sup> Bu <sub>4</sub> P] <sub>2</sub> [(AsSiMe <sub>3</sub> ) <sub>4</sub> (ZnI) <sub>6</sub> (thf) <sub>2</sub> ] ( <b>839</b> )	[ZnI <sub>2</sub> {As(SiMe <sub>3</sub> ) <sub>3</sub> }] <sub>2</sub> , [ <sup>n</sup> Bu <sub>4</sub> P] <sub>2</sub> I/THF, 24 h	J <sup>487</sup>
[(Pd{(η <sup>3</sup> -C <sub>3</sub> H <sub>5</sub> ) <sub>4</sub> (OH) <sub>6</sub> CF <sub>3</sub> SO <sub>3</sub> ) ( <b>840</b> )	[(Bdpman)Pd{(η <sup>3</sup> -C <sub>3</sub> H <sub>5</sub> ) <sub>4</sub> CF <sub>3</sub> SO <sub>3</sub> /H <sub>2</sub> O, pentane	I <sup>488</sup>
[(Cu(bme*daco)) <sub>2</sub> (CuCl) <sub>4</sub> ] ( <b>841</b> )	(bme*daco)Cu, CuCl/MeCN	K <sup>489</sup>
[(4-SC <sub>5</sub> H <sub>4</sub> NH) <sub>4</sub> (CuCl) <sub>6</sub> ] ( <b>842</b> )	CuCl <sub>2</sub> HS-4-C <sub>5</sub> H <sub>4</sub> N, KI/EtOH, 160 °C, 60 h	B <sup>490</sup>
[(4-SC <sub>5</sub> H <sub>4</sub> NH) <sub>4</sub> (CuBr) <sub>6</sub> ] ( <b>843</b> )	CuBr, 4,4'-bipyridyldisulfide/EtOH, 120 °C, 3 days	B <sup>491</sup>
[Cu <sub>6</sub> (phen) <sub>4</sub> (SPh) <sub>4</sub> Cl <sub>2</sub> ] ( <b>844–845</b> )	PhSH, phen, CuO <sup>t</sup> Bu/THF, CH <sub>2</sub> Cl <sub>2</sub> , 18 h	C <sup>492</sup>
[(NET <sub>4</sub> ) <sub>4</sub> [(SPh) <sub>4</sub> (CuX) <sub>6</sub> ] ( <b>846–847</b> , X = Cl, Br)	[CuSPh] <sub>n</sub> , [NET <sub>3</sub> X]/DMF, 10 min	J <sup>170</sup>
[(SePh) <sub>4</sub> Cu <sub>6</sub> {(Ph <sub>2</sub> P) <sub>2</sub> R <sub>4</sub> } <sub>4</sub> ][BF <sub>4</sub> ] <sub>2</sub> ( <b>848–849</b> , R = CH <sub>2</sub> , NH)	HSePh, NET <sub>3</sub> , [Cu <sub>2</sub> {(Ph <sub>2</sub> P) <sub>2</sub> R <sub>2</sub> }(MeCN) <sub>2</sub> ][BF <sub>4</sub> ] <sub>2</sub> /THF, Me <sub>2</sub> CO, 12 h	J <sup>493</sup>
[(ER) <sub>4</sub> Ag <sub>6</sub> {(Ph <sub>2</sub> P) <sub>2</sub> Me <sub>4</sub> } <sub>4</sub> ][PF <sub>6</sub> ] <sub>2</sub> ( <b>850–853</b> , ER = SPh, SC <sub>6</sub> H <sub>4</sub> Me-p, SePh, SeC <sub>6</sub> H <sub>4</sub> Cl-p)	NaER, [Ag <sub>2</sub> {(Ph <sub>2</sub> P) <sub>2</sub> Me <sub>2</sub> }(MeCN) <sub>2</sub> ][PF <sub>6</sub> ] <sub>2</sub> /CH <sub>2</sub> Cl <sub>2</sub> , 12 h	J <sup>494</sup>
[(SC <sub>6</sub> H <sub>4</sub> (NH <sub>2</sub> )-m) <sub>4</sub> Ag <sub>6</sub> {(Ph <sub>2</sub> P) <sub>2</sub> NH <sub>4</sub> } <sub>4</sub> ][BF <sub>4</sub> ] <sub>2</sub> ( <b>854</b> )	NaSC <sub>6</sub> H <sub>4</sub> (NH <sub>2</sub> )-m, [Ag <sub>2</sub> {(Ph <sub>2</sub> P) <sub>2</sub> MNH <sub>2</sub> } <sub>2</sub> ][BF <sub>4</sub> ] <sub>2</sub> /MeCN, CH <sub>2</sub> Cl <sub>2</sub> , 12 h	J <sup>495</sup>
[(SC <sub>6</sub> H <sub>4</sub> Me-p) <sub>4</sub> Ag <sub>6</sub> {(Ph <sub>2</sub> P) <sub>2</sub> Me <sub>4</sub> } <sub>4</sub> ][PF <sub>6</sub> ] <sub>2</sub> ( <b>855</b> )	[AgSC <sub>6</sub> H <sub>4</sub> Me-p] <sub>n</sub> , dppm, [NH <sub>4</sub> ][PF <sub>6</sub> ]/CH <sub>2</sub> Cl <sub>2</sub> , 4 h	J <sup>496</sup>
[(SR) <sub>4</sub> Ag <sub>6</sub> {(Ph <sub>2</sub> P) <sub>2</sub> Me <sub>4</sub> } <sub>4</sub> ][ClO <sub>4</sub> ] <sub>2</sub> ( <b>856–857</b> , R = C <sub>6</sub> H <sub>4</sub> Me-p, 2-Np)	[AgSR] <sub>n</sub> , dppm, LiClO <sub>4</sub> /CH <sub>2</sub> Cl <sub>2</sub> , 3 h	J <sup>496</sup>
[NMe <sub>4</sub> ] <sub>5</sub> [(μ <sub>4</sub> -Mo)S <sub>4</sub> (CuCl) <sub>3</sub> (CuCl <sub>2</sub> ) <sub>3</sub> ] ( <b>858</b> )	[NMe <sub>4</sub> ] <sub>2</sub> [MoS <sub>4</sub> ], CuCl/MeCN, 1 h	C <sup>497</sup>
[O <sub>4</sub> (anpy) <sub>8</sub> Zn <sub>6</sub> (ZnEt) <sub>4</sub> ] ( <b>859</b> )	ZnEt <sub>2</sub> , anpy/H <sub>2</sub> O	I/K <sup>498</sup>

<sup>a</sup> bme\*daco = bis(*N,N'*-2-mercapto-2-methylpropyl)1,5-diazocyclooctane, bdpman = *N,N'*-bis(diphenylmethyl)-3,7-diazabicyclo[3.3.1]nonane.

A mixture of Cl and P in the E position results from a stoichiometric condensation reaction between four MCl<sub>2</sub> (M = Zn, Cd) and four Ph<sub>2</sub>PSiMe<sub>3</sub> molecules under elimination of ClSiMe<sub>3</sub> in the presence of P<sup>n</sup>Pr<sub>3</sub> (<sup>n</sup>Pr = normal propyl). The resulting [(MCl)<sub>2</sub>(MP<sup>n</sup>Pr<sub>3</sub>)<sub>2</sub>(PPh<sub>2</sub>)<sub>4</sub>Cl<sub>2</sub>] (**862–863**, Fig. 19) features two formally retained MCl<sub>2</sub> fragments bridged by PPh<sub>2</sub> units.<sup>501</sup> The Zn compound was also synthesised with varying terminal phosphine ligands (**864–866**).<sup>502</sup>

A preformed complex dimer [(SiMe<sub>3</sub>)<sub>3</sub>PZnI]<sub>2</sub> was observed to form the adamantane-type [<sup>n</sup>Bu<sub>4</sub>N]<sub>2</sub>[(CdI)<sub>4</sub>{P(SiMe<sub>3</sub>)<sub>3</sub>}<sub>2</sub>I<sub>4</sub>] (**867**) after addition of [<sup>n</sup>Bu<sub>4</sub>N]I, which also comprises mixed P and halide E sites, albeit with inverse ratios.<sup>486</sup> This is formally achieved by a dimerization under elimination of two equivalents of (Me<sub>3</sub>Si)<sub>3</sub>PI.

A similar dimer with a four membered ring-structure [(thf)<sub>2</sub>Mg{Si(SiMe<sub>2</sub><sup>t</sup>Bu)<sub>2</sub>}]<sub>2</sub> was rearranged under formal chlorination by <sup>t</sup>BuMgCl·2MgCl<sub>2</sub> to form the adamantane-type dimer [(Mg(thf))<sub>4</sub>{Si(SiMe<sub>2</sub><sup>t</sup>Bu)<sub>2</sub>}<sub>2</sub>Cl<sub>4</sub>] (**868**, Fig. 19).<sup>503</sup>

In the preparation of a calcium cuprate, using a CuPh precursor with residual MgBr<sub>2</sub> from the Grignard reaction carried out in its synthesis can lead to a formal adduct of MgBr<sub>2</sub> to the Ca complex, leading to [μ<sub>4</sub>-O{(thf)<sub>2</sub>Ca}<sub>3</sub>MgPh<sub>3</sub>Br<sub>3</sub>] (**869**, Fig. 19) with the central oxygen atom stemming from decomposition of THF.<sup>504</sup> In this compound, three phenyl groups and three bromides occupy the E positions.

MgBr<sub>2</sub> can also be used in a reaction with a tridentate carbene-ligand-stabilized adduct of lithium hexamethyldisilazide [(1-C(NDipp)CH<sub>2</sub>CH<sub>2</sub>N)<sub>2</sub>(CH<sub>2</sub>)<sub>2</sub>PhO]Li<sub>2</sub>N(SiMe<sub>3</sub>)<sub>2</sub>, leading to the substitution of the lithium azide with two MgBr fragments.<sup>505</sup> As additional products, a symmetric and asymmetric adamantane-type cluster with endohedral μ<sub>4</sub>-O atoms were found. The symmetrical compound, [(1-C(NDipp)CH<sub>2</sub>CH<sub>2</sub>-N)<sub>2</sub>(CH<sub>2</sub>)<sub>2</sub>PhO]<sub>2</sub>Mg<sub>4</sub>Br<sub>4</sub>] (**870**), can be understood as a dimer of

the carbene stabilized Mg complex, while the asymmetrical example, [(1-C(NDipp)CH<sub>2</sub>CH<sub>2</sub>N)<sub>2</sub>(CH<sub>2</sub>)<sub>2</sub>PhO]Mg<sub>2</sub>(Mg(thf))<sub>2</sub>-Br<sub>4</sub>] (**871**, Fig. 19), has lost one ligand and saturates the Mg moieties with THF.

In group 14/16 adamantane clusters, the group 16 elements in E position can be replaced by isoelectronic CR<sub>2</sub> fragments. Corresponding compounds can be accessed from carbon-bridged fragments, which are connected by intermolecular or intramolecular condensation reactions with the desired group 16 precursor. For tin compounds, this was first shown for a series [(RSn)<sub>4</sub>E<sub>4</sub>(CR'<sub>2</sub>)<sub>2</sub>] (**872–876**, R = Ph, CH<sub>2</sub>SiMe<sub>3</sub>, R' = H, E = S; R = Ph, R' = H, E = Se, Te; R = R' = Me, E = Se), originating from an (RSnCl<sub>2</sub>)<sub>2</sub>CR'<sub>2</sub> precursor reacted with Na<sub>2</sub>E or (<sup>t</sup>Bu<sub>2</sub>-SnE)<sub>2</sub>.<sup>506</sup> Those compounds were also found to undergo exchange reactions, forming either a cluster with mixed organic ligands, [(PhSn)<sub>2</sub>(Me<sub>3</sub>SiCH<sub>2</sub>Sn)<sub>2</sub>S<sub>4</sub>(CH<sub>2</sub>)<sub>2</sub>] (**877**), by mixing **872** and **873** or clusters with mixed E sites, [(PhSn)<sub>4</sub>S<sub>4-x</sub>Se<sub>x</sub>(CH<sub>2</sub>)<sub>2</sub>] (**878–881**) or [(PhSn)<sub>4</sub>Se<sub>4-x</sub>Te<sub>x</sub>(CH<sub>2</sub>)<sub>2</sub>] (**882–885**), by mixing **872** with **874** or **874** with **875**, respectively. Note that there are two possible isomers for the x = 2 case.

An analogous oxo-cluster, [(Me<sub>3</sub>Si)<sub>2</sub>CH<sub>2</sub>Sn]<sub>4</sub>O<sub>4</sub>(CMe<sub>2</sub>)<sub>2</sub>] (**886**), was isolated after exposure of [(Me<sub>3</sub>Si)<sub>2</sub>CH<sub>2</sub>SnCl<sub>2</sub>]<sub>2</sub>CMe<sub>2</sub> to a NaOH solution.<sup>507</sup>

When using a tetrameric precursor RSi(CH<sub>2</sub>SnPhX)<sub>3</sub> (X = Cl, I) in reactions with a chalcogenide source, the mixed-element clusters [MeSi{CH<sub>2</sub>Sn(E)Ph}<sub>3</sub>] (**887–888**, E = S, Se) and [PhSi{CH<sub>2</sub>Sn(E)Ph}<sub>3</sub>] (**889–891**, E = S, Se, Te; Fig. 19) were realized, with three instead of two E positions being occupied by CH<sub>2</sub> and also mixed Si and Sn positions.<sup>508,509</sup>

Another reaction to mixed adamantane-type structures from preformed precursors is the synthesis of arsenicin A [As<sub>4</sub>(CH<sub>2</sub>)<sub>3</sub>O<sub>3</sub>] (**892**, Fig. 19) from the linear CH<sub>2</sub>(AsPhCH<sub>2</sub>-AsPh<sub>3</sub>)<sub>2</sub>, which is isolated as a racemic mixture after treatment



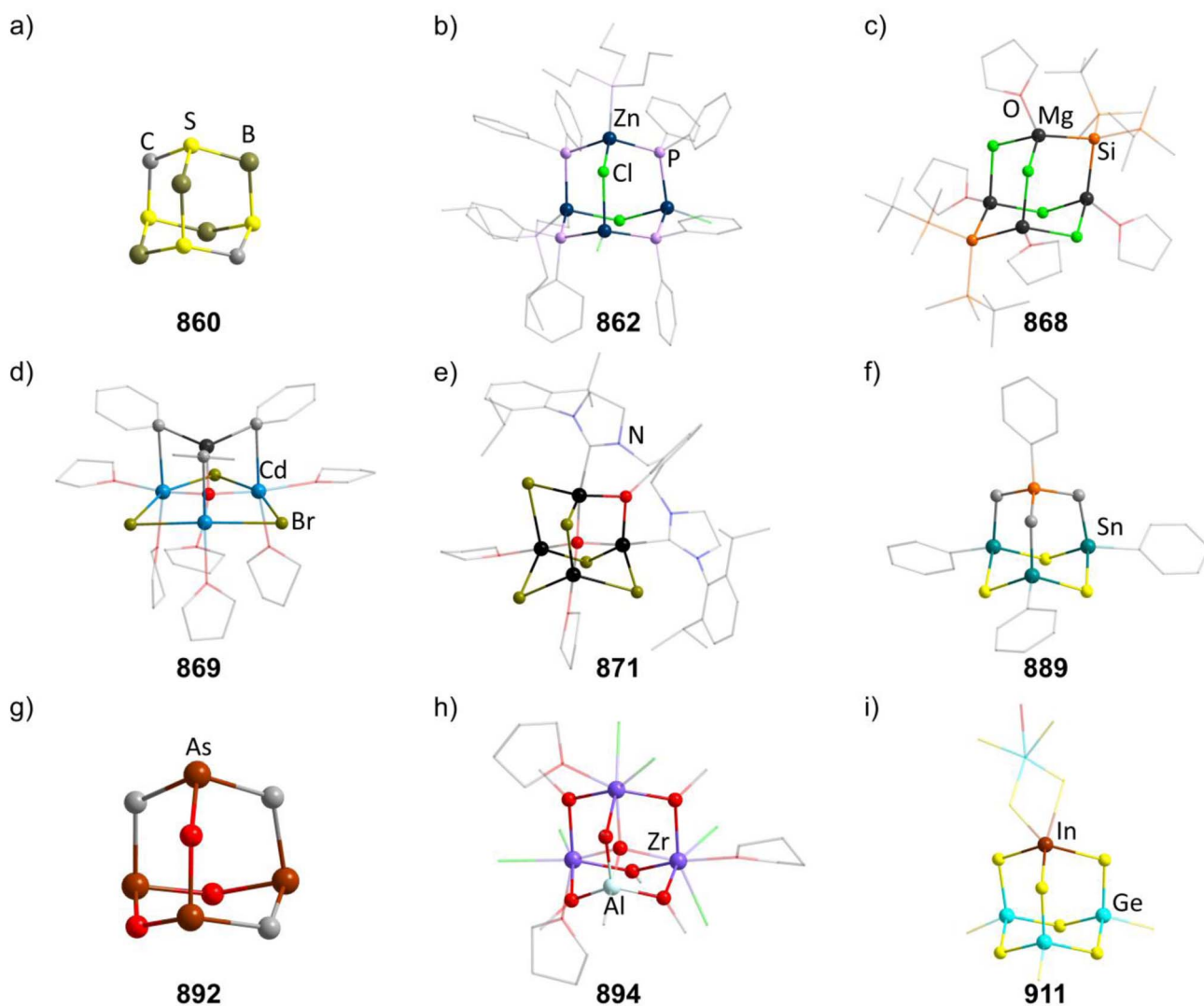


Fig. 19 Examples of adamantane-type clusters with elements from different groups in equivalent positions:  $[S_4(CH_2)_2(BH_2)_4]$  (860, top left (a)),  $[(ZnCl)_2(ZnP^rPr_3)_2(PPh_2)_4Cl_2]$  (862, top center (b)),  $[((thf)Mg)_4(Si(SiMe_2^tBu)_2)_2Cl_4]$  (868, top right (c)),  $[\mu_4-O((thf)_2Ca)_3MgPh_3Br_3]$  (869, middle left (d)),  $[((1-C(NDipp)CH_2CH_2N)_2)(CH_2)_2PhO)Mg_2(Mg(thf)_2Br_4)]$  (871, middle center (e)),  $[PhSi(CH_2Sn(S)Ph)_3]$  (889, middle right (f)),  $[As_4(CH_2)_3O_3]$  (892, bottom left (g)),  $[\mu_4-O(AlMe)\{(thf)Cl_2Zr\}_4(OMe)_6]$  (894, bottom center (h)) and  $[H_3TAEAl_2InGe_4S_{11}(SH)_2(OH)]$  (911, bottom right (i)). Hydrogen atoms and counterions, if present, are omitted for clarity.

with HI to halogenate all the As positions and a subsequent hydrolysis with aqueous ammonia.<sup>510</sup>

A hydride cluster  $[(Cp^*Ru)_3H_5]$  can coordinate the primary silane  $tBuSiH_3$  in a  $\mu_3-\eta^2:\eta^2:\eta^2$  mode under  $H_2$  elimination to form the compound  $[(Cp^*Ru)_3(tBuSi)H_6]$  (893) with an adamantane-type scaffold.<sup>511</sup> Hydrogen atoms can be abstracted to transform the multi center bonds into a simpler Ru-Si contact.

Another method to obtain such mixed adamantane-type structures is the substitution of one atom in an already synthesized cluster. One Zr atom in the previously described cluster  $[\mu_4-O\{(thf)Cl_2Zr\}_4(OMe)_6]$  was treated with  $AlMe_3$  to incorporate a  $AlMe$  site in the Q position of the compound  $[\mu_4-O(AlMe)\{(thf)Cl_2Zr\}_4(OMe)_6]$  (894, Fig. 19).<sup>512</sup>

Multiple chalcogenolate clusters comprising transition metals of different groups, and in one study Ga, could be isolated. The earliest study achieves this for  $[Me_4N]$

$[(MSPh)_n(M'SPh)_{4-n}(SPh)_6]$  (895–899,  $M/M' = Fe/Co, Fe/Zn, Fe/Cd, Co/Zn, Co/Cd$ ) by exchange between the homometallic clusters, as has been described before in this review.<sup>148</sup> Similar compounds  $[Me_3NBn]_2[(FeCl)_3Cu(E^iPr)_6]$  (900–901,  $E = S, Se$ ) and  $[^rPr_3N(CH_2)_6N^rPr_3][[(FeBr)_3Cu(SePh)_6]$  (902) with Fe and Cu in the Q positions could also be obtained from a dimeric homometallic precursor complex  $[Me_3NBn]_2[(Fe_2(E^iPr)_6)]$  by addition of  $FeCl_2$  and  $CuCl$  or from a mixture of  $CuBr$ ,  $Fe(OAc)_2$  and  $PhSeSiMe_3$ , and under addition of  $[^rPr_3N(CH_2)_6N^rPr_3]$  counterions in the second case.<sup>513–515</sup>

As discussed for the Cu/Te cluster 254 before, there are examples for  $\mu_3$ -group 11 atoms located at the center of a  $M_3Te_3$  six membered ring. In the following compounds, the Q position opposing this  $\mu_3$  metal is occupied by an element from a different group. The first examples of this architecture are  $[(\mu_3-M)(CdPPh_3)(MPPPh_3)_3(TePh)_3(\mu_3-TePh)_3]$  (903–904,  $M = Cu, Ag$ ), prepared from  $NaTePh$ ,  $MCl$  and  $CdCl_2$  in the presence of



Table 19 Adamantane-type clusters with elements from different groups in equivalent positions<sup>a</sup>

Compound	Reagents/conditions	Method
[S <sub>4</sub> (CH <sub>2</sub> ) <sub>2</sub> (BH <sub>2</sub> ) <sub>4</sub> ] (860)	THF-BH <sub>3</sub> /CS <sub>2</sub> , 50 °C, 3 h	G <sup>499</sup>
[S <sub>4</sub> (CH <sub>2</sub> ) <sub>2</sub> (BH <sub>2</sub> ) <sub>5</sub> ] (861)	NaB <sub>3</sub> H <sub>8</sub> /CS <sub>2</sub> , 75 °C, 5 h	B <sup>500</sup>
[(MCl) <sub>2</sub> (MP <sup>n</sup> Pr <sub>3</sub> ) <sub>2</sub> (PPh <sub>2</sub> ) <sub>4</sub> Cl <sub>2</sub> ] (862–863, M = Zn, Cd)	MCl <sub>2</sub> , P <sup>n</sup> Pr <sub>3</sub> , Ph <sub>2</sub> PSiMe <sub>3</sub> /THF, 12 h	C <sup>501</sup>
[(ZnCl) <sub>2</sub> (ZnPRR' <sub>2</sub> ) <sub>2</sub> (PPh <sub>2</sub> ) <sub>4</sub> Cl <sub>2</sub> ]	ZnCl <sub>2</sub> , PRR' <sub>2</sub> , Ph <sub>2</sub> PSiMe <sub>3</sub> /THF, 12 h	C <sup>502</sup>
(864–866), RR' <sub>2</sub> = Me <sup>n</sup> Pr <sub>2</sub> , <sup>n</sup> Bu <sub>3</sub> , PhEt <sub>2</sub>		
[ <sup>n</sup> Bu <sub>4</sub> N] <sub>2</sub> [(CdI) <sub>4</sub> {P(SiMe <sub>3</sub> ) <sub>3</sub> } <sub>2</sub> I <sub>4</sub> ] (867)	[CdI <sub>2</sub> {P(SiMe <sub>3</sub> ) <sub>3</sub> } <sub>2</sub> ] <sub>2</sub> , [ <sup>n</sup> Bu <sub>4</sub> N] <sub>2</sub> I/THF, 24 h	J <sup>486</sup>
[(thf)Mg] <sub>4</sub> {Si(SiMe <sub>2</sub> 'Bu) <sub>2</sub> Cl <sub>4</sub> } (868)	[(thf) <sub>2</sub> Mg{Si(SiMe <sub>3</sub> 'Bu) <sub>2</sub> } <sub>2</sub> ] <sub>2</sub> , <sup>t</sup> BuMgCl·2 MgCl <sub>2</sub> /THF, C <sub>6</sub> H <sub>6</sub> , 0 °C	J <sup>503</sup>
[μ <sub>4</sub> -O{(thf) <sub>2</sub> Ca} <sub>3</sub> MgPh <sub>3</sub> Br <sub>3</sub> ] (869)	MgBr <sub>2</sub> , CuPh, Ca/THF, –78 °C to RT, 20 h	C <sup>504</sup>
[(1-C{NDippCH <sub>2</sub> CH <sub>2</sub> N}) <sub>2</sub> (CH <sub>2</sub> ) <sub>2</sub> PhO] <sub>2</sub> Mg <sub>4</sub> Br <sub>4</sub> ] (870)	[(1-C{NDippCH <sub>2</sub> CH <sub>2</sub> N}) <sub>2</sub> (CH <sub>2</sub> ) <sub>2</sub> PhOLi <sub>2</sub> N(SiMe <sub>3</sub> ) <sub>2</sub> ] <sub>2</sub> , MgBr <sub>2</sub> /THF, 12 h	K <sup>505</sup>
[(1-C{NDippCH <sub>2</sub> CH <sub>2</sub> N}) <sub>2</sub> (CH <sub>2</sub> ) <sub>2</sub> PhO]Mg <sub>2</sub> (Mg(thf)) <sub>2</sub> Br <sub>4</sub> ] (871)	[(1-C{NDippCH <sub>2</sub> CH <sub>2</sub> N}) <sub>2</sub> (CH <sub>2</sub> ) <sub>2</sub> PhOLi <sub>2</sub> N(SiMe <sub>3</sub> ) <sub>2</sub> ] <sub>2</sub> , MgBr <sub>2</sub> /THF, 12 h	K <sup>505</sup>
[(RSn) <sub>4</sub> E <sub>4</sub> (CR' <sub>2</sub> ) <sub>2</sub> ] (872–876, R = Ph, CH <sub>2</sub> SiMe <sub>3</sub> , R' = H, E = S; R = ph, R' = H, E = Se, Te; R = R' = Me, E = Se)	(RSnCl <sub>2</sub> ) <sub>2</sub> CR' <sub>2</sub> , Na <sub>2</sub> E/Me <sub>2</sub> CO, H <sub>2</sub> O, 0 °C to RT, 18 h	K <sup>506</sup>
[(PhSn) <sub>2</sub> (Me <sub>3</sub> SiCH <sub>2</sub> Sn) <sub>2</sub> S <sub>4</sub> (CH <sub>2</sub> ) <sub>2</sub> ] (877)	[(PhSn) <sub>4</sub> S <sub>4</sub> (CH <sub>2</sub> ) <sub>2</sub> ] (872), [(Me <sub>3</sub> SiCH <sub>2</sub> Sn) <sub>4</sub> S <sub>4</sub> (CH <sub>2</sub> ) <sub>2</sub> ] (873)/CH <sub>2</sub> Cl <sub>2</sub> , 2 days	R <sup>506</sup>
[(PhSn) <sub>4</sub> S <sub>4-x</sub> Se <sub>x</sub> (CH <sub>2</sub> ) <sub>2</sub> ] (878–881)	[(PhSn) <sub>4</sub> S <sub>4</sub> (CH <sub>2</sub> ) <sub>2</sub> ] (872), [(PhSn) <sub>4</sub> Se <sub>4</sub> (CH <sub>2</sub> ) <sub>2</sub> ] (874)/CH <sub>2</sub> Cl <sub>2</sub>	R <sup>506</sup>
[(PhSn) <sub>4</sub> Se <sub>4-x</sub> Te <sub>x</sub> (CH <sub>2</sub> ) <sub>2</sub> ] (882–885)	[(PhSn) <sub>4</sub> Se <sub>4</sub> (CH <sub>2</sub> ) <sub>2</sub> ] (874), [(PhSn) <sub>4</sub> Te <sub>4</sub> (CH <sub>2</sub> ) <sub>2</sub> ] (875)/CH <sub>2</sub> Cl <sub>2</sub>	R <sup>506</sup>
[(Me <sub>3</sub> Si) <sub>2</sub> CH <sub>2</sub> Sn] <sub>4</sub> O <sub>4</sub> (CMe <sub>2</sub> ) <sub>2</sub> ] (886)	{(Me <sub>3</sub> Si) <sub>2</sub> CH <sub>2</sub> SnCl <sub>2</sub> } <sub>2</sub> CMe <sub>2</sub> , NaOH/H <sub>2</sub> O, PhMe, 80 °C, 18 h	K <sup>507</sup>
[MeSi{CH <sub>2</sub> Sn(S)Ph} <sub>3</sub> ] (887–888, E = S, Se)	PhSi(CH <sub>2</sub> SnPhI <sub>2</sub> ) <sub>3</sub> , Na <sub>2</sub> S/Me <sub>2</sub> CO, MeOH, H <sub>2</sub> O	K <sup>508</sup>
[PhSi{CH <sub>2</sub> Sn(S)Ph} <sub>3</sub> ] (889–891, E = S, Se, Te)	PhSi(CH <sub>2</sub> SnPhCl <sub>2</sub> ) <sub>3</sub> , (SiMe <sub>3</sub> ) <sub>2</sub> E/toluene, 24 h	K <sup>509</sup>
[As <sub>4</sub> (CH <sub>2</sub> ) <sub>3</sub> O <sub>3</sub> ] (892)	1. CH <sub>2</sub> (AsPhCH <sub>2</sub> AsPh <sub>3</sub> ) <sub>2</sub> , HI/CH <sub>2</sub> Cl <sub>2</sub> 2. NH <sub>3</sub> , H <sub>2</sub> O/THF	I <sup>510</sup>
[(Cp* <sup>n</sup> Ru) <sub>3</sub> ( <sup>t</sup> BuSi)H <sub>6</sub> ] (893)	[(Cp* <sup>n</sup> Ru) <sub>3</sub> H <sub>6</sub> ], <sup>t</sup> BuSiH <sub>3</sub> /hexane, 5 min	C <sup>511</sup>
[μ <sub>4</sub> -O(AlMe) <sub>3</sub> {(thf)Cl <sub>2</sub> Zr} <sub>3</sub> (OMe) <sub>6</sub> ] (894)	[μ <sub>4</sub> -O{(thf)Cl <sub>2</sub> Zr} <sub>4</sub> (OMe) <sub>6</sub> ] <sub>2</sub> , AlMe <sub>3</sub> /THF, PhMe, 12 h	R <sup>512</sup>
[Me <sub>4</sub> N][{(MSPH) <sub>n</sub> (M'SPH) <sub>4-n</sub> (SPh) <sub>6</sub> ] (895–899, M/M' = Fe/Co, Fe/Zn, Fe/Cd, Co/Zn, Co/Cd)	[Me <sub>4</sub> N][{(MSPH) <sub>4</sub> (SPh) <sub>6</sub> ] <sub>2</sub> , [Me <sub>4</sub> N][{(M'SPH) <sub>4</sub> (SPh) <sub>6</sub> ]/MeCN	C <sup>148</sup>
[Me <sub>3</sub> NBn] <sub>2</sub> [(FeCl) <sub>3</sub> Cu(S <sup>i</sup> Pr) <sub>6</sub> ] (900)	[Me <sub>3</sub> NBn] <sub>2</sub> [(Fe <sub>2</sub> (S <sup>i</sup> Pr) <sub>6</sub> ], FeCl <sub>2</sub> , CuCl/THF, 2 days, 70 °C	K <sup>513</sup>
[Me <sub>3</sub> NBn] <sub>2</sub> [(FeCl) <sub>3</sub> Cu(Se <sup>i</sup> Pr) <sub>6</sub> ] (901)	[Me <sub>3</sub> NBn] <sub>2</sub> [(Fe <sub>2</sub> (Se <sup>i</sup> Pr) <sub>6</sub> ], FeCl <sub>2</sub> , CuCl/MeCN, 1 day, 70 °C	J <sup>514</sup>
[ <sup>n</sup> Pr <sub>3</sub> N(CH <sub>2</sub> ) <sub>6</sub> N <sup>n</sup> Pr <sub>3</sub> ][(FeBr) <sub>3</sub> Cu(SePh) <sub>6</sub> ] (902)	CuBr, Fe(OAc) <sub>2</sub> , PhSeSiMe <sub>3</sub> , [ <sup>n</sup> Pr <sub>3</sub> N(CH <sub>2</sub> ) <sub>6</sub> N <sup>n</sup> Pr <sub>3</sub> ]Br <sub>2</sub> /MeCN	C <sup>515</sup>
[(μ <sub>3</sub> -Cu)(CdPPh <sub>3</sub> )(CuPPh <sub>3</sub> ) <sub>3</sub> (TePh) <sub>3</sub> (μ <sub>3</sub> -TePh) <sub>3</sub> ] (903)	NaTePh, CuCl, CdCl <sub>2</sub> , PPh <sub>3</sub> /THF, 2 h	C <sup>516</sup>
[(μ <sub>3</sub> -Ag)(CdPPh <sub>3</sub> )(AgPPh <sub>3</sub> ) <sub>3</sub> (TePh) <sub>3</sub> (μ <sub>3</sub> -TePh) <sub>3</sub> ] (904)	NaTePh, AgCl, CdCl <sub>2</sub> , PPh <sub>3</sub> /THF, 3 h	C <sup>516</sup>
[(μ <sub>3</sub> -Cu)(ZnP <sup>i</sup> Pr <sub>3</sub> )(CuP <sup>i</sup> Pr <sub>3</sub> ) <sub>3</sub> (TePh) <sub>3</sub> (μ <sub>3</sub> -TePh) <sub>3</sub> ] (905)	[(P <sup>i</sup> Pr <sub>3</sub> )(CuTePh) <sub>4</sub> ] <sub>2</sub> , ZnEt <sub>2</sub> , P <sup>i</sup> Pr <sub>3</sub> , PhTeSiMe <sub>3</sub> / <sup>n</sup> Hep, EtOH, 2 h, 0 °C to RT	C <sup>517</sup>
[(μ <sub>3</sub> -Cu){Cu(PR <sub>3</sub> ) <sub>3</sub> }(GaMe)(SePh) <sub>3</sub> (μ <sub>3</sub> -SePh) <sub>3</sub> ] (906–907, R = Me, Et, <sup>i</sup> Pr)	1. CuOAc, PR <sub>3</sub> , Me <sub>3</sub> SiSePh/THF 2. Me <sub>3</sub> SiSePh, [Me <sub>2</sub> GaSePh] <sub>n</sub> /THF	J <sup>174</sup>
[(μ <sub>3</sub> -Cu){Cu(PET <sub>3</sub> ) <sub>3</sub> }(GaMe)(SePh) <sub>3</sub> (μ <sub>3</sub> -SePh) <sub>3</sub> ] (908)	[(PET <sub>3</sub> ) <sub>5</sub> (CuSePh) <sub>6</sub> ] <sub>2</sub> , Me <sub>3</sub> SiSePh, [Me <sub>2</sub> GaSePh] <sub>n</sub> /THF	J <sup>174</sup>
[(μ <sub>3</sub> -Cu){Cu(PET <sub>3</sub> ) <sub>3</sub> }(GaMe)(TePh) <sub>3</sub> (μ <sub>3</sub> -TePh) <sub>3</sub> ] (909)	[(PET <sub>3</sub> ) <sub>5</sub> (CuTePh) <sub>6</sub> ] <sub>2</sub> , Me <sub>3</sub> SiTePh, Me <sub>3</sub> Ga·OEt <sub>2</sub> /THF	J <sup>174</sup>
[(W(O)O <sup>i</sup> Pr) <sub>2</sub> {Ti(O <sup>i</sup> Pr) <sub>2</sub> }(O) <sub>4</sub> (bdmap) <sub>2</sub> ] (910)	[W(O)(O <sup>i</sup> Pr) <sub>3</sub> (bdmap)] <sub>2</sub> , Hbdmap, Ti(O <sup>i</sup> Pr) <sub>4</sub> /PhMe, H <sub>2</sub> O, HO <sup>i</sup> Pr, 2 days, 110 °C to 0 °C	C/I <sup>122</sup>
[H <sub>3</sub> TAEA] <sub>2</sub> [InGe <sub>4</sub> S <sub>11</sub> (SH) <sub>2</sub> (OH)] (911)	In(NO <sub>3</sub> ), GeO <sub>2</sub> , TAEA/(CH <sub>2</sub> OH) <sub>2</sub> , <sup>n</sup> BuNH <sub>2</sub> , (CH <sub>2</sub> SH) <sub>2</sub> , 170 °C, 5 days	B <sup>518</sup>
[(Ni(bme*daco)) <sub>2</sub> (CuCl) <sub>4</sub> ] (912)	(bme*daco)Ni, CuCl/MeCN	K <sup>489</sup>

<sup>a</sup> Hbdmap = 1,3-bis-(dimethylamino)-propan-2-ol, <sup>n</sup>Hep = normal heptane, TAEA = tris(2-aminoethyl)amine.

PPh<sub>3</sub>.<sup>516</sup> The Zn congener [(μ<sub>3</sub>-Cu)(ZnP<sup>i</sup>Pr<sub>3</sub>)(CuP<sup>i</sup>Pr<sub>3</sub>)<sub>3</sub>(TePh)<sub>3</sub>(μ<sub>3</sub>-TePh)<sub>3</sub>] (905) was later isolated by a more complex synthetic route starting from a tetranuclear cluster precursor [(P<sup>i</sup>Pr<sub>3</sub>)<sub>3</sub>(-CuTePh)<sub>4</sub>] which was reacted in a stepwise manner with ZnEt<sub>2</sub>, P<sup>i</sup>Pr<sub>3</sub> and PhTeSiMe<sub>3</sub>.<sup>517</sup> The same motif could also be stabilized for compounds with the main group metal Ga, [(μ<sub>3</sub>-Cu){Cu(PR<sub>3</sub>)<sub>3</sub>}(GaMe)(EPh)<sub>6</sub>] (906–909, E = Se, R = Me, Et, Et<sup>i</sup>Pr; E

= Te, R = Et).<sup>174</sup> They are obtained after reacting the complexes [(PR<sub>3</sub>)<sub>5</sub>(CuEPh)<sub>6</sub>] with chalcogenidolates and a GaMe source.

A mixed W/Ti oxygen adamantane-type structure [(W(O)O<sup>i</sup>Pr)<sub>2</sub>{Ti(O<sup>i</sup>Pr)<sub>2</sub>}(O)<sub>4</sub>(bdmap)<sub>2</sub>] (910, Hbdmap = 1,3-bis-(dimethylamino)-propan-2-ol) was obtained after a reaction of the complex [W(O)(O<sup>i</sup>Pr)<sub>3</sub>(bdmap)] with Hbdmap and Ti(O<sup>i</sup>Pr)<sub>4</sub>, followed by a hydrolysis in a H<sub>2</sub>O/<sup>i</sup>PrOH mixture.<sup>122</sup>



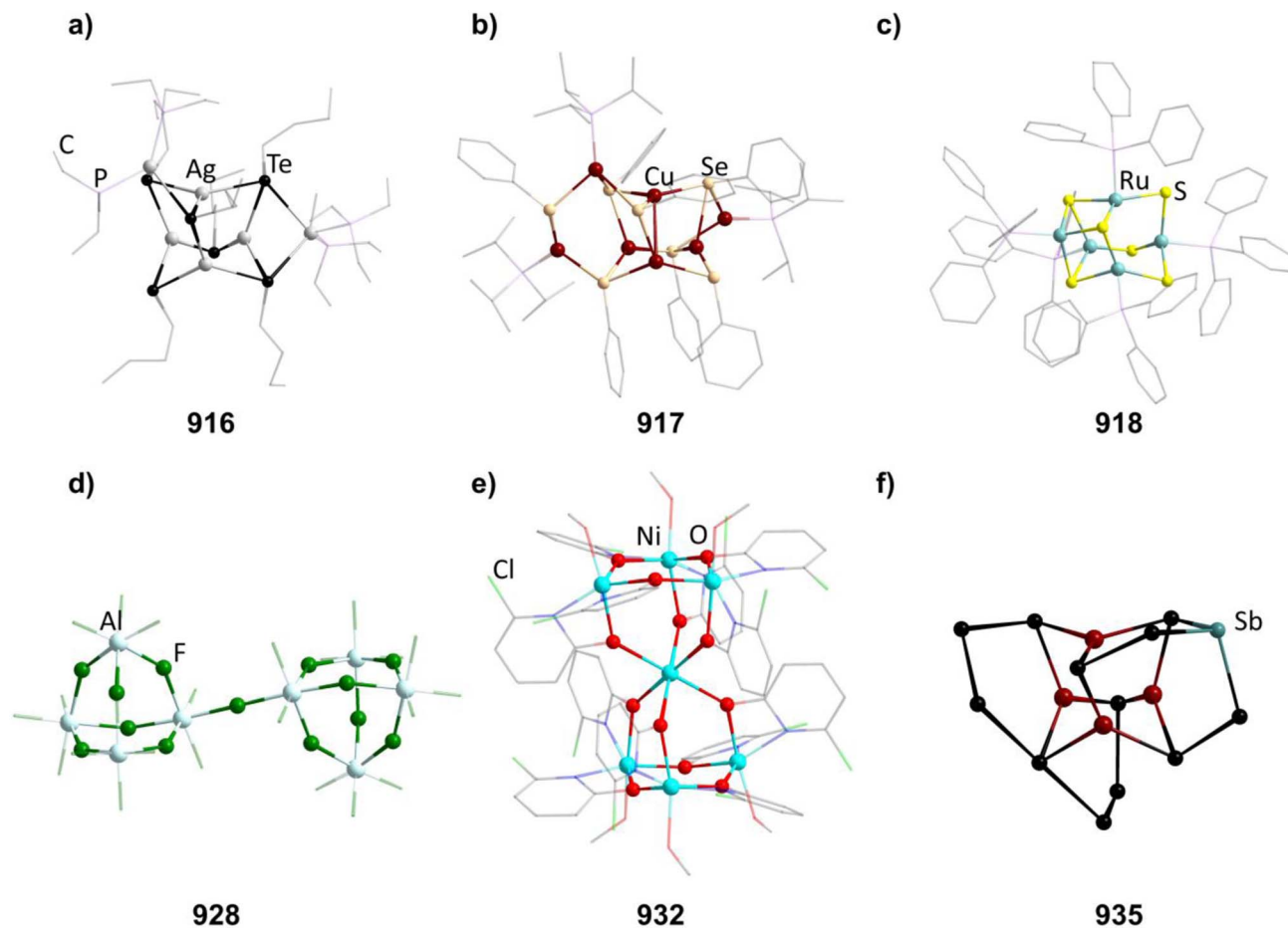


Fig. 20 Examples of compounds with an extended adamantane-type structure:  $[Ag_4\{Ag(PET_3)_2\}_2(Te^nBu)_6]$  (**916**, top left (a)),  $[Cu_4(Cu^I Pr_3)_3(-SePh)_7]$  (**917**, top center (b)),  $[\mu_3-(RuPPh_3)(RuPPh_3)_4S_6]$  (**918**, top right (c)),  $[H_3tren]_4(Al_4F_{17})_2F]OH$  (**928**, bottom left (d)),  $[Ni(Ni(chp)_2MeOH)_6]Cl_2$  (**932**, bottom center (e)) and  $[Et_4N]_3[Cu_4Sb(Te_7)(Te_2)_2Te]$  (**935**, bottom right (f)). Hydrogen atoms and counterions, if present, are omitted for clarity.

There are also examples of mixed adamantanes accessible directly from the elements and simple binary compounds if the correct additives and conditions are used.  $[H_3TAEA]_2[InGe_4S_{11}(SH)_2(OH)]$  (**911**, TAEA = tris(2-aminoethyl)amine, Fig. 19) is obtained solvothermally from  $In(NO_3)_3$  and  $GeO_2$ .<sup>518</sup> Its structure can be understood as a  $[Ge_4S_{10}]^{4-}$  adamantane-type in which one GeS unit is substituted by an  $InS_2GeOH(SH)_2$  fragment.

An example of two different transition metals in the E position is obtained when using a Ni complex instead of a copper complex in the reaction to give  $[Cu(bme^*daco)]_2(CuCl)_4$  (**912**), leading to the mixed derivative  $[Ni(bme^*daco)]_2(CuCl)_4$ .<sup>489</sup>

**2.1.30 Compounds with extended adamantane-type structure.** By formal addition of metal atoms on the outside of an adamantane-type cage, as opposed to endohedral addition as in case of some previously discussed compounds, larger clusters could be obtained while still maintaining an adamantane core structure. As the addition of many atoms leads to totally new structural motifs, only some examples with the addition of only a few atoms and a clear adamantane core will be discussed.

A formal addition of a  $Cu(PR_3)_2$  unit to a  $[\mu_3-Cu(CuPR_3)_3-Cu(EPh)_6]$  (E = Se, Te) core, a structural motif observed in the previously discussed compound **261**,<sup>175</sup> leads to the neutral

clusters  $[\mu_3-Cu(CuPR_3)_3\{Cu(PR_3)_2\}Cu(EPh)_6]$  (**913–915**).<sup>519,520</sup> The synthesis does not deviate much from the one for the anionic cluster. As in all cases, a Cu salt is reacted with  $PR_3$  and  $PhESiMe_3$ , with the resulting compound depending only on the exact chalcogenide or  $PR_3$  used.

A related compound featuring silver atoms  $[Ag_4\{-Ag(PET_3)_2\}_2(Te^nBu)_6]$  (**916**, Fig. 20) could be isolated using an analogous route.<sup>521</sup> Here, both additional  $Ag(PET_3)_2$  units coordinate on the outside of the cluster, bridging two Te atoms each.

$[Cu_4(Cu^I Pr_3)_3(SePh)_7]$  (**917**, Fig. 20) is an example of a larger expansion of a  $[Cu_4(SePh)_6]$  central adamantane. In this case, by addition of a  $\mu-Cu^I Pr_3$  connecting two selenium atoms of the central scaffold and an additional  $\mu_3-(Cu^I Pr_3)_2SePh$  bridge between three other selenolates, an increase of the coordination number of all but one selenium atoms to 4 is achieved.<sup>520</sup>

Another structural motif of expanded adamantanes is achieved by formally capping one face of the octahedron formed by the six E atoms with an additional metal fragment. In contrast to some other molecules, we have discussed featuring  $\mu_3$  Cu or Ag atoms in the center of a six membered ring of the adamantane-type scaffold, these metal moieties carry additional ligands and are located below the plane of the  $Q_3E_3$ -ring,



Table 20 Compounds with an extended adamantane-type structure<sup>a</sup>

Compound	Reagents/conditions	Method
$[\mu_3\text{-Cu}(\text{CuPetPh}_2)_3\{\text{Cu}(\text{PETPh}_2)_2\}\text{Cu}(\text{TePh})_6]$ (913)	CuCl, PETPh <sub>2</sub> , Te(Ph)SiMe <sub>3</sub> /THF:Et <sub>2</sub> O, RT	C <sup>519</sup>
$[\mu_3\text{-Cu}(\text{CuPet}_3)_3\{\text{Cu}(\text{PET}_3)_2\}\text{Cu}(\text{SePh})_6]$ (914)	CuOAc, Et <sub>3</sub> P, PhSeSiMe <sub>3</sub> /toluene, RT, 12 h	C <sup>520</sup>
$[\mu_3\text{-Cu}(\text{CuPet}_3)_3\{\text{Cu}(\text{PET}_3)_2\}\text{Cu}(\text{TePh})_6]$ (915)	CuOAc, Et <sub>3</sub> P, PhTeSiMe <sub>3</sub> /Et <sub>2</sub> O, 0 °C, 2 h	C <sup>520</sup>
$[\text{Ag}_4\{\text{Ag}(\text{PET}_3)_2\}_2(\text{Te}^n\text{Bu})_6]$ (916)	<sup>n</sup> BuTeSiMe <sub>3</sub> , AgCl-PET <sub>3</sub> /pentane, -40 °C	C <sup>521</sup>
$[\text{Cu}_4(\text{Cu}^i\text{Pr}_3)_3(\text{SePh})_7]$ (917)	CuOAc, <sup>i</sup> Pr <sub>3</sub> P, PhSeSiMe <sub>3</sub> /THF, RT, 1 h	C <sup>520</sup>
$[\mu_3\text{-}(\text{RuPPh}_3)(\text{RuPPh}_3)_4\text{S}_6]$ (918)	$[\text{Ru}(\text{PPh}_3)_3\text{Cl}_2]$ , S(SiMe <sub>3</sub> ) <sub>2</sub> /MeCN, 85 °C, 6.5 h	C <sup>152</sup>
$[\mu_3\text{-}(\text{FeCl})(\text{MoPET}_3)(\text{FePET}_3)_3\text{S}_6]$ (919)	$[\text{Mo}(\text{thf})_3\text{Cl}_3]$ , S(SiMe <sub>3</sub> ) <sub>2</sub> , $[\text{Fe}(\text{PET}_3)_2\text{Cl}_2]$ /THF, 50 °C, 4 h	D <sup>522,523</sup>
$[\mu_3\text{-}(\text{FeCl})(\text{VPET}_3)(\text{FePET}_3)_3\text{S}_6]$ (920)	$[\text{V}(\text{thf})_3\text{Cl}_3]$ , S(SiMe <sub>3</sub> ) <sub>2</sub> , $[\text{Fe}(\text{PET}_3)_2\text{Cl}_2]$ /THF, RT	D <sup>522</sup>
$[\mu_3\text{-}(\text{FeSPh})(\text{VPET}_3)(\text{FePET}_3)_3\text{S}_6]$ (921)	$[\mu_3\text{-}(\text{FeCl})(\text{VPET}_3)(\text{FePET}_3)_3\text{S}_6]$ (920), NaSPh/THF, MeCN, RT	Q <sup>523</sup>
$[\mu_3\text{-}(\text{FeSPh})(\text{MoPET}_3)(\text{FePET}_3)_3\text{S}_6]$ (922)	$[\mu_3\text{-}(\text{FeCl})(\text{MoPET}_3)(\text{FePET}_3)_3\text{S}_6]$ (919), NaSPh/THF, MeCN, RT, 30 min	Q <sup>523</sup>
$[\mu_3\text{-}(\text{FeSEt})(\text{VPET}_3)(\text{FePET}_3)_3\text{S}_6]$ (923)	$[\mu_3\text{-}(\text{FeCl})(\text{VPET}_3)(\text{FePET}_3)_3\text{S}_6]$ (920), NaSEt/THF, MeCN, RT	Q <sup>523</sup>
$[\mu_3\text{-}(\text{FeSEt})(\text{MoPET}_3)(\text{FePET}_3)_3\text{S}_6]$ (924)	$[\mu_3\text{-}(\text{FeCl})(\text{MoPET}_3)(\text{FePET}_3)_3\text{S}_6]$ (919), NaSEt/THF, MeCN, RT, 30 min	Q <sup>523</sup>
$[\mu_3\text{-}(\text{FeS-}p\text{-C}_6\text{H}_4\text{OMe})(\text{MoPET}_3)(\text{FePET}_3)_3\text{S}_6]$ (925)	$[\mu_3\text{-}(\text{FeCl})(\text{MoPET}_3)(\text{FePET}_3)_3\text{S}_6]$ (919), NaS- <i>p</i> -C <sub>6</sub> H <sub>4</sub> OMe/THF, MeCN, RT, 30 min	Q <sup>523</sup>
$[\mu_3\text{-}(\text{VPET}_3)(\text{FePET}_3)_3\text{FeS}_6\text{S}]$ (926)	$[\mu_3\text{-}(\text{FeCl})(\text{VPET}_3)(\text{FePET}_3)_3\text{S}_6]$ (920), Li <sub>2</sub> S/MeCN, RT, overnight	Q <sup>524</sup>
$[\mu_3\text{-}(\text{HgSPh})(\text{AgPPh}_3)_3\text{Hg}(\text{SPh})_6\text{S}]$ (927)	Na, HgO, PhSH, $[\text{Ag}(\text{PPh}_3)_2]\text{NO}_3/\text{MeOH}$ , CHCl <sub>3</sub> , 3 h	C <sup>525</sup>
$[\text{H}_3\text{tren}]_4[(\text{Al}_4\text{F}_{17})_2\text{F}]\text{OH}$ (928)	Al(OH) <sub>3</sub> , tren, HF/EtOH, 190 °C microwave heating, 1 h	B <sup>484</sup>
$[\text{P}_4(\text{NMe})_6\text{CuCl}]_2$ (929)	$[\text{P}_4(\text{NMe})_6]$ , CuCl/MeCN, 2 days	T <sup>526</sup>
$[\text{H}_2\text{Ta}(\text{tdci})_2]\text{Cl}_3$ (930)	TaCl <sub>5</sub> , tdcI/MeOH	J <sup>527</sup>
$[\text{H}_{11}\text{Ta}_7\text{O}_{12}(\text{tdci})_6]$ (931)	$[\text{H}_2\text{Ta}(\text{tdci})_2]\text{Cl}_3/\text{H}_2\text{O}$	I <sup>527</sup>
$[\text{Ni}\{\text{Ni}(\text{chp})_2\text{MeOH}\}_6]\text{Cl}_2$ (932)	Ni(OH) <sub>2</sub> , Hchp/130 °C	C <sup>528</sup>
$\{[\text{C}_2\text{H}_4\text{NH}_3)_3\text{NH}\}_2 \cdot (\text{H}_3\text{O}) \cdot [\text{Al}_7\text{F}_{30}]$ (933)	Al <sub>2</sub> O <sub>3</sub> , HF, tris(2-aminoethyl)amine/EtOH, 200 °C, 96 h	B <sup>529</sup>
$[\text{Si}_7\text{C}_{16}\text{H}_{36}]$ (934)	SiMe <sub>4</sub> /700 °C	A <sup>530,531</sup>
$[\text{Et}_4\text{N}]_3[\text{Cu}_4\text{Sb}(\text{Te}_7)(\text{Te}_2)_2\text{Te}]$ (935)	1. K <sub>2</sub> Te, Cu, Sb <sub>2</sub> Te <sub>3</sub> , Te/heat to melt 2. $[\text{Et}_4\text{N}]\text{Br/en}$	E <sup>532</sup>

<sup>a</sup> tdcI = 1,3,5-trideoxy-1,2,5-tris(dimethylamino)-*cis*-inositol, Hchp = 6-chloro-2-hydroxypyridine.

which causes a greater deviation from planarity as opposed to a more planar arrangement when compared to an uncoordinated adamantane-type structure. This effect can be observed in  $[\mu_3\text{-}(\text{RuPPh}_3)(\text{RuPPh}_3)_4\text{S}_6]$  (918, Fig. 20) when compared to the non-coordinated 235 discussed beforehand.<sup>152</sup> The extended compound is obtained by reacting S(SiMe<sub>3</sub>)<sub>2</sub> with  $[\text{Ru}(\text{PPh}_3)_3\text{Cl}_2]$  in hot THF, as opposed to using NaSH as a sulfur precursor, which leads to less oxidized metal centers.

This architecture has also been explored for two clusters  $[\mu_3\text{-}(\text{FeCl})(\text{VPET}_3)(\text{FePET}_3)_3\text{S}_6]$  (919–920, M = V, Mo) capped by a FeCl unit.<sup>522,523</sup> They are also obtained by using S(SiMe<sub>3</sub>)<sub>2</sub> and a mixture of the metal complexes  $[\text{M}(\text{thf})_3\text{Cl}_3]$  and  $[\text{Fe}(\text{PET}_3)_2\text{Cl}_2]$ . Sodium thiolates can be used to replace the chlorine atom at the added site by a SR group (921–925).

When NaS<sub>2</sub> is used instead, the cluster will dimerize to  $[\mu_3\text{-}\{\text{VPET}_3\}(\text{FePET}_3)_3\text{FeS}_6\text{S}]$  (926), comprising two adamantane-type cages connected by a μ-S bridge.<sup>524</sup> A more distorted example of this dimer buildup is  $[\mu_3\text{-}(\text{HgSPh})(\text{AgPPh}_3)_3\text{-Hg}(\text{SPh})_6\text{S}]$  (927), in which the metal atoms on both sites of an Ag<sub>3</sub>S<sub>3</sub> ring are Hg atoms.<sup>525</sup> This is achieved by forming NaSPh *in situ* and reacting it with HgO and  $[\text{Ag}(\text{PPh}_3)_2]\text{NO}_3$ .

This μ-bridged adamantane topology is also present in two further examples. One is  $[\text{H}_3\text{tren}]_4[(\text{Al}_4\text{F}_{17})_2\text{F}]\text{OH}$  (928, tren = tris(2-ethylamino)amine, Fig. 20), in which two  $[\text{Al}_4\text{F}_{18}]$  clusters are condensed by a μ-F.<sup>484</sup> It is observed when adjusting the compound ratios in the synthesis of monomeric 836 (see section 2.1.6). The other is  $[\text{P}_4(\text{NMe})_6\text{CuCl}]_2$  (929) which was isolated as a side product when reacting an excess of  $[\text{P}_4(\text{NMe})_6]$

with CuCl besides further polymeric products, that will be discussed in the next section.<sup>526</sup>

A different type of dimer could first be observed in the compounds  $[\text{H}_2\text{Ta}(\text{tdci})_2]\text{Cl}_3$  (tdci = 1,3,5-trideoxy-1,2,5-tris(dimethylamino)-*cis*-inositol, Hchp = 6-chloro-2-hydroxypyridine, 930) and  $[\text{H}_{11}\text{Ta}_7\text{O}_{12}(\text{tdci})_6]$  (931), in which two adamantane-type clusters are condensed by one atom in the Q position.<sup>527</sup> The first is an organometallic compound, in which a central Ta is trigonal prismatically coordinated by six oxygen atoms and the adamantane-type scaffolds are completed by hydrocarbons. This is achieved by coordinating tdcI to TaCl<sub>5</sub> in methanol. The second compound is obtained after hydrolysis of the first, and features two condensed Ta<sub>4</sub>O<sub>6</sub> subunits decorated by tdcI ligands on the three non-condensed Ta sites, which in turn resemble an organometallic adamantane-type structure. Thus, this compound could also be described as comprising 8 condensed adamantane-type scaffolds.

A further compound with the same dimer architecture is  $[\text{Ni}\{\text{Ni}(\text{chp})_2\text{MeOH}\}_6]\text{Cl}_2$  (932, Hchp = 6-chloro-2-hydroxypyridine, Fig. 20), made at 130 °C under inert conditions by addition of Ni(OH)<sub>2</sub> and Hchp.<sup>528</sup> This compound is notable due to the fact that there are no monomeric group 10/16 adamantane-type structures at all.

Apart from examples with oxygen, there is an Al/F dimer  $[\text{C}_2\text{H}_4\text{NH}_3)_3\text{NH}\}_2 \cdot (\text{H}_3\text{O}) \cdot [\text{Al}_7\text{F}_{30}]$  (933), formally made up of  $[\text{Al}_4\text{F}_{18}]$  clusters condensed by an Al site.<sup>529</sup> It is obtained by solvothermal conversion from Al<sub>2</sub>O<sub>3</sub> with HF.

By formally condensing two adamantanes at a face between a Q and two connected E atoms instead of just by one Q atom,



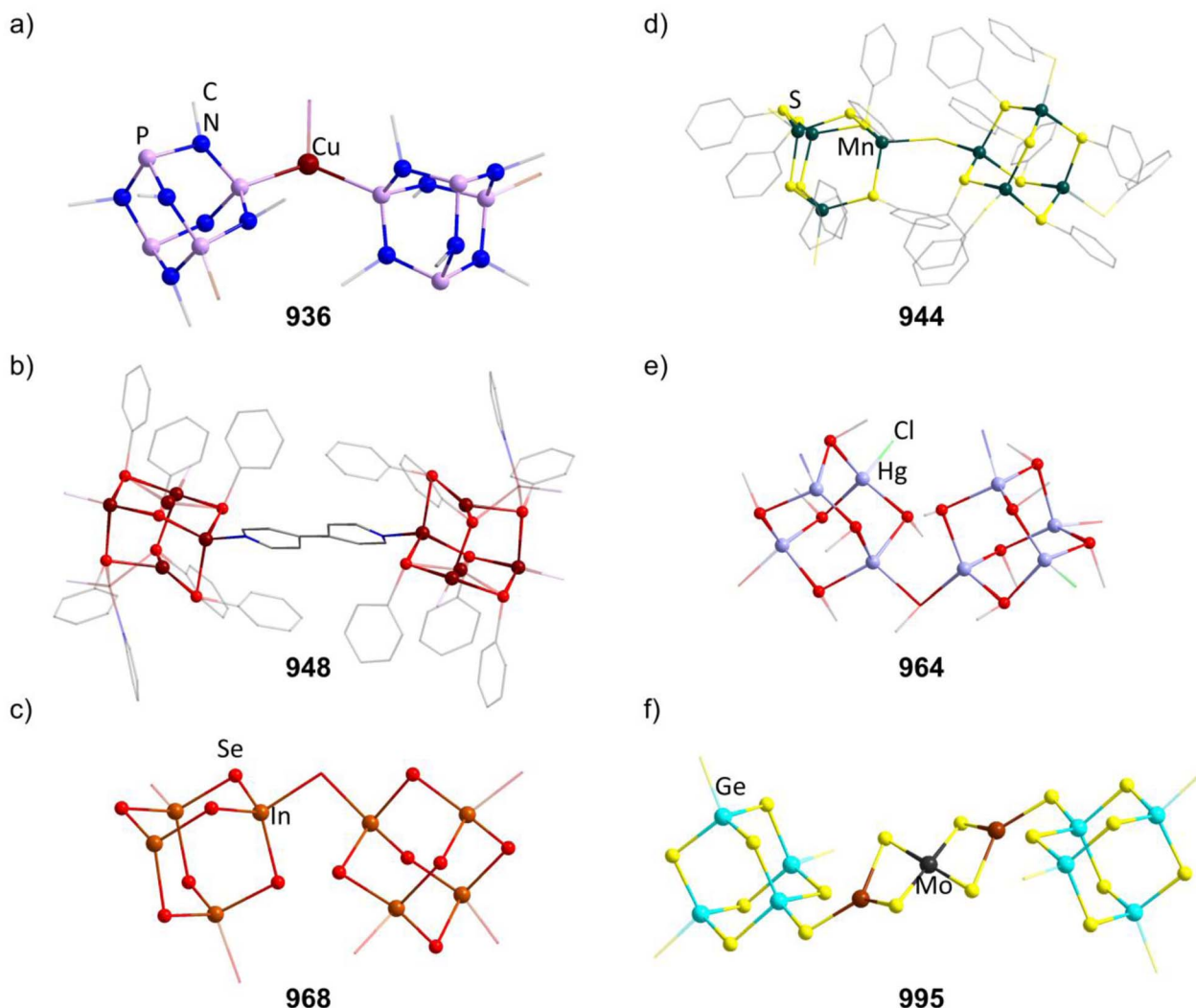


Fig. 21 Examples of networks of type 2 supertetrahedra:  $\{[P_4(NMe)_6]CuI\}_n$  (936, top left),  $[Mn_4(SPh)_8]_n$  (944, top right (a)),  $[(\mu_3-Cu)Cu_4(-SePh)_6(CuPPh_3)_3(4,4'-bipy)]_n$  (948, middle left (b)),  $[Hg_4(PhSe)_7ClPy]_n$  (964, middle right (c)),  $(C_5H_5NH_2)_{24}[In_{28}Se_{54}(H_2O)_4]$  (968, bottom left (d)) and  $\{[Me_4N]_4[(Ge_4S_{10})Cu_4Mo_2S_8]\}_n$  (995, bottom right (f)). Hydrogen atoms and counterions, if present, are omitted for clarity.

a new structural motif is achievable. This was realized for  $[(SiMe)_3(CH_2)_4]_2Si(CH_2)_2$  (934), which is formed by two  $[(SiMe)_4(CH_2)_6]$  molecules condensed *via* one face.<sup>530,531</sup> The presence of this compound was confirmed after heating  $SiMe_4$  at 700 °C.

A clear adamantane-type cluster  $Cu_4Te_6$  core is also present in the cluster  $[Et_4N]_3[Cu_4Sb(Te_7)(Te_2)_2Te]$  (935, Fig. 20). However, the Te sites are mostly part of oligotellurides.<sup>532</sup> One Cu atom coordinates to three sites of a linear  $Te_7$ , all of which also coordinate to the three other Cu atoms which form the typical six membered ring opposed to the first copper together with a single Te and two  $Te_2$  units. Lastly these three Te fragments coordinate a Sb atom below the six membered ring. It was obtained by the extraction of the alloy  $KCuSbTe_3$ , prepared from  $K_2Te$ , Cu,  $Sb_2Te_3$  and Te with ethane-1,2-diamine.

### 2.1.31 Adamantane-type scaffolds in polymeric structures.

Apart from molecular species, networks consisting of linked adamantanes of the type  $[Q_4E_{10}]$  can be formed, either by linking previously existing isolated clusters, or by the synthesis

of simpler precursors. To limit the scope, we will only discuss corner condensed species as well as those connected by additional linker molecules. This can lead to zeolite like compounds. Such species have been found for the groups E = 15, 16 and 17.

Linking of the previously discussed P/N adamantane-type structures  $[P_4(NR)_6]$  (936–938, R = Me, Et, Bn, Fig. 21) can be achieved by the addition CuI to form one dimensional chains of  $\{[P_4(NR)_6]CuI\}_n$  (R = Me, Et) with  $\mu$ -bridging CuI moieties or  $\{[P_4(NMe)_6](CuI)_2(MeCN)_2\}_n$  comprising linking CuI and MeCN four membered rings.<sup>81,533</sup> Similarly, reactions of  $[P_4(NMe)_6]$  with CuCl lead to a three dimensional network  $\{[P_4(NMe)_6]_2(-CuCl)_3(MeCN)_2\}$  (939) or a ladder like one dimensional polymer  $\{[P_4(NMe)_6](CuCl)_2\}_n$  (940) depending on the cluster to CuCl ratio.<sup>526</sup> Ligands on  $[(PNSiMe_3)_4(NMe)_6]$  can be exchanged for  $TiCl_3$  or  $p\text{-}^tBuPhPCl_2$ , which polymerize to form extended networks that could not yet be structurally characterized (941–942).<sup>95</sup>



Table 21 Networks of type 2 supertetrahedra<sup>a</sup>

Compound	Reagents/conditions	Method
$\{[P_4(NMe)_6]CuI\}_n$ (936)	$[P_4(NMe)_6]$ (131), CuI/MeCN, 2 days	T <sup>533</sup>
$\{[P_4(NEt)_6]CuI\}_n$ (937)	$[P_4(NEt)_6]$ (132), CuI/MeCN, 2 days	T <sup>81</sup>
$\{[P_4(NMe)_6](CuI)_2(MeCN)_2\}_n$ (938)	$[P_4(NBn)_6]$ (133), CuI/MeCN, 3 days	T <sup>81</sup>
$\{[P_4(NMe)_6]_2(CuCl)_3(MeCN)_2\}_n$ (939)	$[P_4(NMe)_6]$ (131), CuCl/MeCN, 90 min	T <sup>526</sup>
$\{[P_4(NMe)_6](CuCl)_2\}_n$ (940)	$[P_4(NMe)_6]$ (131), CuCl/MeCN, 2 days	T <sup>526</sup>
$\{[PN(p\text{-}^t\text{BuPhP})_{0.5}]\}_4(NMe)_6\}_n$ (941)	$[(PNSiMe_3)_4(NMe)_6]$ (148), <i>p</i> - <sup>t</sup> BuPhPCl <sub>2</sub> /THF, 90 °C, 5 days	T <sup>95</sup>
$\{[PN(TiCl_2)_{0.5}]\}_4(NMe)_6\}_n$ (942)	$[(PNSiMe_3)_4(NMe)_6]$ (148), TiCl <sub>4</sub> /MeCN, 100 °C, 4 days	T <sup>95</sup>
$[Ba(H_2O)_5][Cr_4(OH)_4(hpdt)_2]$ (943)	H <sub>3</sub> hpdt, CrCl <sub>3</sub> , BaCl <sub>2</sub> /H <sub>2</sub> O, 85 °C, 20 h	J <sup>119</sup>
$[Mn_4(SPh)_8]_n$ (944)	$[Mn\{N(SiMe_3)_2\}_2]_2$ , HSPH/THF, 0 °C, 2 h	C <sup>534</sup>
$\{[Cu_4\{SC(NH_2)_2\}_6]_2\{SC(NH_2)_2\}_3\}_n(SO_4)_4$ (945)	CuSO <sub>4</sub> , SC(NH <sub>2</sub> ) <sub>2</sub> , H <sub>2</sub> SO <sub>4</sub> /H <sub>2</sub> O, 80 °C	C <sup>187</sup>
$[N\text{-methylpyridinium}]_2\{[Cu_4(dmit)_3]_2\}_n$ (946)	$[Cu(MeCN)_4][ClO_4]$ , Na <sub>2</sub> dmit, [ <i>N</i> -methylpyridinium]I/MeOH	C <sup>563</sup>
$[^t\text{Bu}_4N]_2\{[Cu_4(dmit)_3]_2\}_n$ (947)	$[Cu(MeCN)_4][ClO_4]$ , Na <sub>2</sub> dmit, [ <sup>t</sup> Bu <sub>4</sub> N]Br/MeOH	C <sup>563</sup>
$[(\mu_3\text{-Cu})Cu_4(SePh)_6(CuPPH_3)_3(4,4'\text{-bipy})]_n$ (948)	$[Cu(MeCOO)_2]$ , PhSeSiMe <sub>3</sub> , PPh <sub>3</sub> , 4,4'-bipy/DME, 4 h	C <sup>535</sup>
$\{[Et_4N][Ag_4(dmit)_3]dmf\}_n$ (949)	AgNO <sub>3</sub> , H <sub>2</sub> dmit, Na, [Et <sub>4</sub> N]Br, NH <sub>3</sub> /MeOH, DMF	C <sup>564</sup>
$[[Zn_4(SPh)_8MeOH]_n$ (950)	HSPH, ZnCO <sub>3</sub> /MeOH, 55 °C, 5 days	C <sup>536</sup>
$[[Zn_4(SPh)_8EtOH]_n$ (951)	HSPH, ZnCO <sub>3</sub> /EtOH, 78 °C, 2 h	C <sup>536</sup>
$[[Zn_4(SPh)_8^t\text{PrOH}]_n$ (952)	HSPH, ZnCO <sub>3</sub> /MeOH, <sup>t</sup> PrOH, 10 to 97 °C, 5 h	C <sup>536</sup>
$[[Zn_4(SPh)_8^t\text{BuOH}]_n$ (953)	HSPH, ZnCO <sub>3</sub> /MeOH, <sup>t</sup> BuOH, 10 to 117 °C, 5 h	C <sup>536</sup>
$[[Zn_4(SPh)_8(\text{trans-1,2-bis(4-pyridyl)ethylene})]_n$ (954)	HSPH, Zn(MeCOO) <sub>2</sub> , <i>trans</i> -1,2-bis(4-pyridyl)ethylene/H <sub>2</sub> O, 165 °C, 5 days	B <sup>537</sup>
$[[Zn_4(SPh)_8(4,4'\text{-bipy})]_n$ (955)	HSPH, Zn(MeCOO) <sub>2</sub> , 4,4'-bipy/H <sub>2</sub> O, 165 °C, 5 days	B <sup>537</sup>
$[[Cd_4(SPh)_8]_n$ (956)	Cd(NO <sub>3</sub> ) <sub>2</sub> , HSPH, NET <sub>3</sub> /EtOH, DMF or [Me <sub>4</sub> N] <sub>2</sub> [(CdSPh) <sub>3</sub> (CdCl)(SPh) <sub>6</sub> ] (447)/MeCN, H <sub>2</sub> O, 100 °C	C/T <sup>232,538</sup>
$[[Cd_4(SC_6H_4F-4)_8]_n$ (957)	Cd(NO <sub>3</sub> ) <sub>2</sub> , HSC <sub>6</sub> H <sub>4</sub> F-4, NET <sub>3</sub> /EtOH, DMF	C <sup>539</sup>
$\{[Cd_6(SC_6H_4Br-4)_{15}]\{CdSC_6H_4Br-4\}\{Cd(dmf)_3\}\}_n$ (958)	Cd(NO <sub>3</sub> ) <sub>2</sub> , HSC <sub>6</sub> H <sub>4</sub> Br-4, NET <sub>3</sub> /EtOH, DMF	C <sup>539</sup>
$[[Cd_4(SPh)_8PPh_3]_n$ (959)	$[[Cd_4(SPh)_8]_n$ (939), PPh <sub>3</sub> /THF, DMF	I <sup>232</sup>
$[[Cd_4(SePh)_8]_n$ (960)	CdCl <sub>2</sub> , HSePh, NaOH/MeOH, H <sub>2</sub> O	C <sup>540</sup>
$[Cd_4(PhSe)_7X(PPh_3)]_n$ (961–962, X = Cl, Br)	(PhSe) <sub>2</sub> Cd, CdX <sub>2</sub> , PPh <sub>3</sub> /MeOH, 130 °C, 1 h	B <sup>541,542</sup>
$[Hg_4(PhSe)_7BrPy]_n$ (963)	(PhSe) <sub>2</sub> Hg, HgBr <sub>2</sub> , 1,3-bis(4-nitrophenyl)triazene/THF, Py, 100 min	C <sup>543</sup>
$[Hg_4(PhSe)_7ClPy]_n$ (964)	(PhSe) <sub>2</sub> Hg, HgCl <sub>2</sub> , PPh <sub>3</sub> /THF, Py, 5 h	C <sup>544</sup>
$[Hg_4(PhSe)_7Br(dmf)]_n$ (965)	(PhSe) <sub>2</sub> Hg, HgI <sub>2</sub> , 4,4'-bipy/DMF, 5 h	C <sup>544</sup>
$[Hg_4(PhSe)_7(SCN)Py]_n$ (966)	(PhSe) <sub>2</sub> Hg, Hg(SCN) <sub>2</sub> /MeOH, THF, Py, 1 h	C <sup>545</sup>
$[Hg_4(PhTe)_7IPy]_n$ (967)	(PhTe) <sub>2</sub> Hg, CdI <sub>2</sub> /THF, Py, 90 min	C <sup>546</sup>
$(C_5H_5NH_2)_2[Cd_4(In_{28}Se_{54}(H_2O)_4)]$ (968)	In, Se, piperidine/H <sub>2</sub> O, 170 °C, 7 days	B <sup>547</sup>
$(C_5H_5NH_2)_2[Cd_4(In_{28-x}Bi_xSe_{54}(H_2O)_4)]$ (969)	In, Se, Bi(NO <sub>3</sub> ) <sub>3</sub> , piperidine/H <sub>2</sub> O, 170 °C, 7 days	B <sup>547</sup>
$[\mu_3\text{-Se}_4]_{3.27}[In_{49.88}Se_{95.92}][C_5H_{12}N]_{26.0} \cdot (C_2H_8N)_{42.4}$ (970)	Se, In, piperidine/DMF, 170 °C, 5 days	B <sup>548</sup>
$[In_4Se_{10}][C_7H_{16}N]_{1.8}(C_2H_8N)_{2.2}$ (971)	Se, In, 1,4-dioxane, 3,5-dimethylpyridine/DMF, 170 °C, 7 days	B <sup>548</sup>
$\{[Me_4N]_2[MnGe_4S_{10}]\}_n$ (972)	$[Me_4N]_4[Ge_4S_{10}]$ (496), Mn(Me <sub>2</sub> CO) <sub>2</sub> /H <sub>2</sub> O, 24 h or GeS <sub>2</sub> , Mn(Me <sub>2</sub> CO) <sub>2</sub> , [Me <sub>4</sub> N]Cl, NaHCO <sub>3</sub> /H <sub>2</sub> O, 120 °C, 2 days	B/T <sup>263,549,550</sup>
$\{[Me_4N]_2[FeGe_4S_{10}]\}_n$ (973)	$[Me_4N]_4[Ge_4S_{10}]$ (496), Fe(Me <sub>2</sub> CO) <sub>2</sub> /H <sub>2</sub> O, 24 h or GeS <sub>2</sub> , FeCO <sub>3</sub> , [Me <sub>4</sub> N]Cl, [H <sub>4</sub> N]HCO <sub>3</sub> /H <sub>2</sub> O, 220 °C, 2 days	B/T <sup>260,549,557</sup>
$\{[Me_4N]_2[CoGe_4S_{10}]\}_n$ (974)	$[Me_4N]_4[Ge_4S_{10}]$ (496), Co(Me <sub>2</sub> CO) <sub>2</sub> /H <sub>2</sub> O, 24 h	T <sup>549</sup>
$\{[Me_4N]_2[ZnGe_4S_{10}]\}_n$ (975)	$[Me_4N]_4[Ge_4S_{10}]$ (496), Zn(Me <sub>2</sub> CO) <sub>2</sub> /H <sub>2</sub> O, 24 h	T <sup>549</sup>
$\{[Me_4N]_2[Ag_2Ge_4S_{10}]\}_n$ (976)	$[Me_4N]_2[Ge_4S_{10}]$ (496), Na <sub>2</sub> S <sub>2</sub> O <sub>3</sub> , Ag <sub>2</sub> NO <sub>3</sub> /H <sub>2</sub> O, 16 h	T <sup>551</sup>
$\{Cs_2[FeGe_4S_{10}]\}_n$ (977)	Cs <sub>4</sub> [Ge <sub>4</sub> S <sub>10</sub> ] (493), FeSO <sub>4</sub> /H <sub>2</sub> O	T <sup>260</sup>
$\{[Me_4N]_2[Cu_2Ge_4S_{10}]\}_n$ (978)	$[Me_4N]_2[Ge_4S_{10}]$ (496), NaBr, CuCl/H <sub>2</sub> O, MeCN, 16 h	T <sup>551</sup>
$\{[C_nH_{2n+1}NC_5H_5]_2[Pt_2Ge_4S_{10}]\}_n$ (979–984, <i>n</i> = 12, 14, 16, 18, 20, 22)	$[Me_4N]_2[Ge_4S_{10}]$ (496), [C <sub><i>n</i></sub> H <sub>2<i>n</i>+1</sub> NC <sub>5</sub> H <sub>5</sub> ]Br, K <sub>2</sub> [PtCl <sub>4</sub> ]/formamide, 80 °C, 18 h	T <sup>552</sup>
$\{[(CH_3CH_2)_4N]_3[AgGe_4S_{10}]\}_n$ (985)	[EtNH <sub>3</sub> ] <sub>3</sub> [MeNH <sub>3</sub> ][Ge <sub>4</sub> S <sub>10</sub> ] (497), AgOAc, [(Et) <sub>4</sub> N]Br, methylurea/130 °C, 24 h	T <sup>281</sup>
$\{[(Et)_4N]_3[CuGe_4S_{10}]\}_n$ (986)	[EtNH <sub>3</sub> ] <sub>3</sub> [MeNH <sub>3</sub> ][Ge <sub>4</sub> S <sub>10</sub> ] (497), CuCl, [(Et) <sub>4</sub> N]Br, methylurea/130 °C, 24 h	T <sup>281</sup>
$\{[Me_4N]_2[MnGe_4Se_{10}]\}_n$ (987)	$[Me_4N]_4[Ge_4Se_{10}]$ (505), Mn(OAc) <sub>2</sub> /H <sub>2</sub> O	T <sup>272</sup>
$\{[Me_4N]_2[FeGe_4Se_{10}]\}_n$ (988)	$[Me_4N]_4[Ge_4Se_{10}]$ (505), FeSO <sub>4</sub> /H <sub>2</sub> O	T <sup>272</sup>
$\{[C_{16}H_{33}NC_5H_5]_2[Pt_2Ge_4Se_{10}]\}_n$ (989)	$[Me_4N]_2[Ge_4Se_{10}]$ (505), [C <sub>16</sub> H <sub>33</sub> NC <sub>5</sub> H <sub>5</sub> ]Br, K <sub>2</sub> [PtCl <sub>4</sub> ]/Formamide, 80 °C, 18 h	T <sup>552</sup>
$\{[C_{16}H_{33}NC_5H_5]_2[Pt_2Sn_4Se_{10}]\}_n$ (990)	$[Me_4N]_2[Sn_4Se_{10}]$ (516), [C <sub>16</sub> H <sub>33</sub> NC <sub>5</sub> H <sub>5</sub> ]Br, K <sub>2</sub> [PtCl <sub>4</sub> ]/Formamide, 80 °C, 18 h	T <sup>552</sup>
$\{[Me_4N]_2[MSn_4Se_{10}]\}_n$ (991–993, M = Fe, Co, Mn)	$[Me_4N]_2[Sn_4Se_{10}]$ (561), MCl <sub>2</sub> /H <sub>2</sub> O	T <sup>275</sup>
$\{[Me_4N]_2[ZnSn_4Se_{10}]\}_n$ (994)	$[Me_4N]_2[Sn_4Se_{10}]$ (561), ZnCl <sub>2</sub> , Na <sub>4</sub> EDTA/H <sub>2</sub> O	T <sup>275</sup>



Table 21 (Contd.)

Compound	Reagents/conditions	Method
$\{[\text{Me}_4\text{N}]_4[(\text{Ge}_4\text{S}_{10})\text{Cu}_4\text{M}_2\text{S}_8]\}_n$ (995–996, M = Mo, W)	$[\text{Me}_4\text{N}]_4[\text{Ge}_4\text{S}_{10}]$ (496), $[\text{Me}_4\text{N}]_2[\text{MS}_4]$ , $\text{Cu}(\text{OAc})_2/\text{BuOH}$ , $\text{H}_2\text{O}$ , DMF, 100 °C, 3 days	T <sup>553</sup>
$\{[\text{BMIm}]_2[\text{Ge}_4\text{Se}_9]\}_n$ (997)	$\text{K}_4[\text{Ge}_4\text{Se}_{10}]$ (501), $\text{SnCl}_2$ , 2,6-dimethylmorpholine/ $[\text{BMIm}][\text{BF}_4]$ , 150 °C, 3 days	T <sup>554</sup>
$\{[\text{BMMIm}]_2[\text{Ge}_4\text{SnSe}_{10}]\}_n$ (998)	$\text{K}_4[\text{Ge}_4\text{Se}_{10}]$ (501), $\text{SnCl}_2$ , 2,6-dimethylmorpholine/ $[\text{BMMIm}][\text{BF}_4]$ , 150 °C, 3 days	T <sup>554</sup>
$\{(\text{BMIm})_2[\text{Sn}^{\text{IV}}(\text{Ge}^{\text{IV}}_4\text{Se}_{10})]\}_n$ (999)	$\text{CS}_4[\text{Ge}_4\text{Se}_{10}]$ (503), $\text{SnCl}_2$ , 2,6-dimethylmorpholine, $[\text{Pt}@\text{Bi}_{10}][\text{AlBr}_4]_4/(\text{BMIm})\text{Cl}$ , $(\text{BMIm})[\text{BF}_4]$ , 120 °C, 4 days	T <sup>555</sup>
$[\text{Mn}_2\{(\text{OOCCH}_2\text{H}_4\text{Ge})_4\text{S}_6\}(\text{MeOH})(\text{dmf})_2]_n$ (1000)	$[\text{HOOC}(\text{CH}_2)_2\text{Ge}]_4\text{S}_6$ (579), $\text{MnCl}_2/\text{MeOH}$ , DMF, 100 °C, 24 h	T <sup>556</sup>
$\{[\text{Me}_4\text{N}]_2[\text{Mn}_{0.86}\text{Co}_{0.14}\text{Ge}_4\text{S}_{10}]\}_n$ (1001)	$\text{GeS}_2$ , $[\text{Me}_4\text{N}]\text{HCO}_3$ , $[\text{Me}_4\text{N}]\text{OH}$ , $\text{Mn}(\text{Me}_2\text{CO})_2$ , $\text{Co}(\text{Me}_2\text{CO})_2$ , $\text{H}_2\text{S}/\text{H}_2\text{O}$ , EtOH, 78 to 150 °C, 3 days	G <sup>549</sup>
$\{[\text{Me}_4\text{N}]_2[\text{CdGe}_4\text{S}_{10}]\}_n$ (1002)	$\text{GeS}_2$ , $\text{CdSO}_4$ , $[\text{Me}_4\text{N}]\text{Cl}$ , $[\text{H}_4\text{N}]\text{HCO}_3/\text{H}_2\text{O}$ , 220 °C, 2 days	B <sup>557</sup>
$\{(\text{H}_2\text{dabco})[\text{MnGe}_4\text{S}_{10}]\}_n$ (1003)	$\text{GeS}_2$ , $\text{MnCl}_2$ , dabco/ $\text{H}_2\text{O}$ , $\text{CO}_2$ , 120 °C, 7 days	B <sup>558</sup>
$\{(\text{H}_2\text{dabco})(\text{H}_3\text{O})[\text{AgGe}_4\text{S}_{10}]\}_n$ (1004)	$\text{GeS}_2$ , $\text{Ag}(\text{OAc})$ , dabco/ $\text{H}_2\text{O}$ , 130 °C, 2 days	B <sup>559</sup>
$\{[\text{Et}_4\text{N}]_2[\text{Cu}_2\text{Ge}_4\text{Se}_{10}]\}_n$ (1005)	$\text{GeS}_2$ , $\text{Cu}(\text{OAc})$ , $[\text{Me}_4\text{N}]\text{HCO}_3/\text{H}_2\text{O}$ , 150 °C, 1 day	B <sup>560</sup>
$\{[\text{Me}_4\text{N}]_6[(\text{Cu}_{0.44}\text{Ge}_{0.56}\text{S}_{2.23})_4(\text{Ge}_4\text{S}_8)_3]\}_n$ (1006)	$\text{GeS}_2$ , $[\text{Me}_4\text{N}]\text{HCO}_3$ , $\text{Cu}(\text{OAc})_2$ , $[\text{Me}_4\text{N}]\text{Cl}/150$ °C, 24 h	A <sup>561</sup>
$\{[\text{Me}_4\text{N}]_2[\text{MnGe}_4\text{Te}_{10}]\}_n$ (1007)	1. $\text{K}_2\text{Te}$ , $\text{Te}$ , $\text{Ge}/\text{heat}$ to melt 2. $[\text{Me}_4\text{N}]\text{Br}$ , $\text{MnCl}_2/\text{en}$ , 100 °C, 12 h	E <sup>275</sup>
$\{[\text{Li}_4(\text{H}_2\text{O})_8][\text{MnGe}_4\text{Se}_{10}]\}_n$ (1008)	1. $\text{LiSe}_2$ , $\text{Ge}$ , $\text{Se}/\text{heat}$ to melt 2. $\text{MnCl}_2/\text{MeOH}$ , $\text{H}_2\text{O}$ , 24 h	E <sup>282</sup>
$\{[\text{Pr}_2\text{NH}_2][\text{PrEtNH}_2][\text{Ge}_4\text{S}_9]\}_n$ (1009)	$\text{GeS}_2$ , $[\text{Pr}_2\text{NH}_2]\text{Cl}$ , $\text{NaHCO}_3/\text{H}_2\text{O}$ , 125 °C, 24 h	B <sup>562</sup>
$\{[\text{Me}_4\text{N}]_2[\text{OSn}_5\text{Se}_{10}]\}_n$ (1010)	$\text{Sn}$ , $\text{Se}$ , $[\text{Me}_4\text{N}]\text{OH}/\text{H}_2\text{O}$ , 150 °C, 16 days	B <sup>278</sup>
$\delta\text{-GeS}_2$ (1011)	$[\text{Me}_4\text{N}]_4[\text{Ge}_4\text{S}_{10}]$ (496), $\text{HCl}/\text{H}_2\text{O}$ , 50 °C, 24 h	I <sup>266</sup>

<sup>a</sup> dmit = 4,5-dimercapto-1,3-dithiole-2-thionato, EDTA = ethylenediamine-tetraacetate, BMMIm = 1-butyl-2,3-dimethyl-imidazolium.

A previously discussed Cr/O adamantane-type cluster with hpdt ligands can be obtained as Ba linked chains in  $[\text{Ba}(\text{OH})_{2.5}\{\text{Cr}_4(\text{OH})_4(\text{hpdt})_2\}]_n$  (943) by adding  $\text{BaCl}_2$  to the initial reaction mixture without ethane-1,2-diamine.<sup>419</sup> This leads to two parallel cluster strands connected *via* interactions between Ba ions and the organic ligand.

The only known group 7 example is the thiolate network  $[\text{Mn}_4(\text{Sph})_8]_n$  (944, Fig. 21), in which all metal centers coordinate to the next cluster *via* a bridging thiolate, a composition often observed for transition metal chalcogenolates.<sup>534</sup> It is isolated after a reaction of  $[\text{Mn}\{\text{N}(\text{SiMe}_3)_2\}_2]_2$  with HSPH in THF at low temperatures.

A layered network of  $\{[\text{Cu}_4\{\text{SC}(\text{NH}_2)_2\}_6\{\text{SC}(\text{NH}_2)_2\}_3]_n(\text{SO}_4)_4$  (945) can be observed from dissolving  $\text{Cu}_2\text{SO}_4$  in sulfuric acid in the presence of thiourea.<sup>187</sup> Only three copper atoms per cluster carry a thiourea ligand forming the cluster sheets, while the last one only forms bonds within the adamantane-type scaffold.

Utilizing a multidentate thiolate ligand 4,5-dimercapto-1,3-dithiole-2-thionato (dmit) in a reaction with  $[\text{Cu}(\text{MeCN})_4][\text{ClO}_4]$  an ammonium or pyridinium counterion form the dimeric anion in  $\{[\text{Cu}_4(\text{dmit})_3]_2\}_n^{2-}$  (in 946–947), which is made up of layers facilitated by further Cu–S and S–S interactions.

The structural motif of a  $\mu_3$ -Cu coordinating a six membered ring in an adamantane-type structure has been discussed several times before. Such a motif can also be found in a one dimensional zigzag chain polymer  $[(\mu_3\text{-Cu})\text{Cu}_4(\text{SePh})_6(-\text{CuPPh}_3)_3(4,4'\text{-bipy})]_n$  (948, Fig. 21), in which such adamantanes are connected by 4,4'-bipy( $\text{CuPPh}_3$ )<sub>2</sub> units to two Se atoms in the E position and another 4,4'-bipy terminally connected to an

adamantane Cu moiety.<sup>535</sup> It forms from  $\text{Cu}(\text{MeCOO})$ ,  $\text{PhSeSiMe}_3$ ,  $\text{PPh}_3$  and 4,4'-bipy.

Another dmit linked layered cluster exists in  $\{[\text{Et}_4\text{N}][\text{Ag}_4(\text{-dmit})_3]\text{dmf}\}_n$  (949), in which a porous architecture filled with both cations and solvents is formed.

Linear chains of  $[\text{Zn}_4(\text{Sph})_6]$  adamantane-type clusters are found in a series of compounds  $[(\text{Zn}_4(\text{Sph})_8\text{ROH})]_n$  (950–953, R = Me, Et, <sup>n</sup>Pr, <sup>n</sup>Bu) obtained from  $\text{ZnCO}_3$  and HSPH reacted in alcoholic solutions.<sup>536</sup> Two opposing Zn atoms carry Sph ligands bridging to the next cluster to form the polymer, while the others carry a terminal alcohol or Sph ligand respectively which form hydrogen bonds to extend the structure to loose layers. There are a couple of related one dimensional adamantane-type clusters connected *via* organic ligands  $[(\text{Zn}_4(\text{Sph})_8\text{L})]_n$  (954–955, L = *trans*-1,2-bis(4-pyridyl)ethylene, 4,4'-bipy).<sup>537</sup> The first one forms a zigzag chain, while the second exhibits a helical buildup. They both are obtained from solvothermal reactions in water with HSPH,  $\text{Zn}(\text{MeCOO})_2$  and the appropriate ligand.

In the cadmium thiolate cluster network  $[(\text{Cd}_4(\text{Sph})_8]_n$  (956), all Cd moieties carry bridging thiolate ligands to form a three dimensional architecture with helical arrangement of the adamantane-type clusters similar to that in cristobalite.<sup>538</sup> This is obtained by reacting  $\text{Ca}(\text{NO}_3)_2$  with HSPH and  $\text{NEt}_3$  in ethanol. An alternative reaction strategy is the polymerisation of 447 in THF/MeCN at elevated temperatures.<sup>232</sup> The same structural motif, albeit in a different crystallographic space group, is found for the *para*-fluorinated species  $[(\text{Cd}_4(\text{SC}_6\text{H}_4\text{F}-4)_8]_n$  (957).<sup>539</sup>

When exchanging the fluorine with Br or Me groups, the structure of the product varies significantly. The methylated





species also forms a three-dimensional network, but arranges in cyclic groups of 4, 6 or 8 clusters, resulting in a porous zeolite like buildup. The bromide congener forms a layered structure  $\{[\text{Cd}_6(\text{SC}_6\text{H}_4\text{Br-4})_{15}](\text{CdSC}_6\text{H}_4\text{Br-4})\{[\text{Cd}(\text{dmf})_3]\}_n$  (**958**) and incorporates solvent molecules in its buildup. This leads to two distinct clusters, each with three cadmium atoms linking to the next cluster *via* bridging thiolate units, but also each with one terminally coordinated metal center, either by a thiolate or three dmf molecules. The chlorinated species has been synthesized as well, but could not be elucidated crystallographically due to a fast decomposition of the crystals.

**956** can be partially decomposed to chains of  $[(\text{Cd}_4(\text{Sph})_8\text{-PPh}_3)_n]$  (**959**) by the addition of  $\text{PPh}_3$ .<sup>232</sup>

The higher homolog  $[(\text{Cd}_4(\text{SePh})_8)_n]$  (**960**) is isostructural to its thiolate compound and prepared in the same manner by creating the selenolate and reacting with a Cd salt,  $\text{CdCl}_2$  in this case.<sup>540</sup>

Using two Cd sources,  $(\text{PhSe})_2\text{Cd}$  and  $\text{CdX}$  (Cl, Br), and a coordinating ligand,  $\text{PR}_3$ , to stabilize intermediates leads to one dimensional chains of  $[\text{Cd}_4(\text{PhSe})_7\text{X}(\text{PR}_3)]_n$  (**961–962**), where two Cd atoms in each cluster connect to the next *via* PhSe bridges and the others carry a  $\text{PPh}_3$  or X ligand.<sup>541,542</sup>

Four isostructural Hg species  $[\text{Hg}_4(\text{PhSe})_7(\text{X})\text{solvent}]_n$  (**963–966**, Fig. 21) with different (pseudo)halides (X) and solvent ligands were obtained by changing to the appropriate salt, solvent and stabilizing ligand.<sup>543–545</sup> This chemistry could also be translated to a Te congener  $[\text{Hg}_4(\text{PhTe})_7\text{IPy}]_n$  (**967**), although in this case,  $(\text{PhTe})_2\text{Hg}$  was used alongside  $\text{CdI}_2$  instead of the mercury halide, which did not lead to the inclusion of Cd into the final compound.<sup>546</sup>

For the group 13/16 combination, some In/Se networks are known.  $(\text{C}_5\text{H}_5\text{NH}_2)_{24}[\text{In}_{28}\text{Se}_{54}(\text{H}_2\text{O})_4]_n$  (**968**, Fig. 21), formed by the elements and piperidine in aqueous solution through Method B, features a three dimensional structure of corner condensed adamantane-type clusters with some indium sites coordinated by water molecules.<sup>547</sup> These positions can be partially substituted by Bi atoms when adding  $\text{Bi}(\text{NO}_3)_3$  to the reaction mixture, leading to a doped structure (**969**). Other linking modes are obtained for the three dimensional network  $[\mu_3\text{-Se}_4]_{3.27}[\text{In}_{49.88}\text{Se}_{95.92}](\text{C}_5\text{H}_{12}\text{N})_{26.0}(\text{C}_2\text{H}_8\text{N})_{42.4}$  (**970**), in which  $[\text{In}_4\text{Se}_{10}]$  clusters are linked by  $\mu_3$  Se and  $[\text{InSe}_4]$  fragments, a structure obtained from the elements in piperidine solvothermally.<sup>548</sup> Adding 1,4-dioxane and 3,5-dimethylpyridine to the mixture changes the outcome to  $[\text{In}_4\text{Se}_{10}] \cdot (\text{C}_7\text{H}_{16}\text{N})_{1.8} \cdot (\text{C}_2\text{H}_8\text{N})_{2.2}$  (**971**), comprising  $\mu\text{-Se}_3$  linkers between the individual clusters.

In group 14/16 adamantane-type clusters, extended structures are produced mainly by adding transition metal complexes to ammonium or alkaline metal salts of  $[\text{Q}_4\text{E}_{10}]$  clusters (**972–994**).<sup>260,263,272,275,281,549–552</sup> By utilizing two different transition metal complexes during the synthesis, a more complex  $\text{Cu}_2\text{MS}_6$  (M = Mo, W) linker between Ge/S adamantane-type compounds was obtained to form the MOF-like  $\{[\text{Me}_4\text{N}]_4[(\text{Ge}_4\text{S}_{10})\text{Cu}_4\text{M}_2\text{S}_6]\}_n$  (**995–996**, Fig. 21).<sup>553</sup> The concept could also be used to introduce another group 14 element, here tin, to Ge/S adamantanes by adding  $\text{SnCl}_2$  to  $\text{K}^+$  or  $\text{Cs}^+$  salts of  $[\text{Ge}_4\text{S}_{10}]^{4-}$  in ionic liquids, with the exact outcome dependent on the ionic liquid used (**997–**

**999**).<sup>554,555</sup> In one case,  $\{[\text{BMIm}]_2[\text{Ge}_4\text{Se}_9]\}_n$  (**997**), this approach did not lead to the incorporation of Sn into the structure.<sup>554</sup>

In another case, utilizing the functional ligand in **579**, manganese complexes were used to form a coordination polymer forming a layered structure  $[\text{Mn}_2\{(\text{OOC}_2\text{H}_4\text{Ge})_4\text{S}_6\}(\text{MeOH})(\text{dmf})_2]_n$  (**1000**) by using the transition metal as a linker between the acid moieties.<sup>556</sup>

Most other transition metal linked adamantanes are isolated after reactions of simple binary or elemental precursors in solution (**1001–1005**)<sup>549,557–560</sup> or, in one case, the solid state,<sup>561</sup> which results in clusters linked by disordered  $\text{Cu}_{0.44}\text{Ge}_{0.56}\text{S}_4$  sites (in **1006**).

Two examples also showcase the possibility of creating manganese linked adamantane-type structures by Method E, the extraction of a solid created from a melt of simple precursors (**1007–1008**).<sup>275,282</sup> This led to the only example of a tellurium adamantane in network structures (**1007**).

Pure group 14/16 structures can also be obtained, one of them containing the same polymeric chain  $[\text{Ge}_4\text{Se}_9]^{2-}$  previously discussed as the surprising outcome of a reaction of a Ge/S adamantane with  $\text{SnCl}_2$ . In this case, the compound  $\{[\text{Pr}_2\text{NH}_2][\text{PrEtNH}_2][\text{Ge}_4\text{S}_9]\}_n$  (**1009**) could be isolated from a solvothermal reaction of  $\text{GeS}_2$  and  $[\text{Pr}_2\text{NH}_2]\text{Cl}$  in the presence of  $\text{NaHCO}_3$ .<sup>562</sup>

The other example  $\{[\text{Me}_4\text{N}]_2[\text{OSn}_5\text{Se}_{10}]\}_n$  (**1010**) consists of a corner condensed oxygen centered  $[\mu_4\text{-OSn}_4\text{Se}_{10}]$  adamantane-type structure synthesized solvothermally from the elements and  $[\text{Me}_4\text{N}]\text{OH}$ .<sup>278</sup>

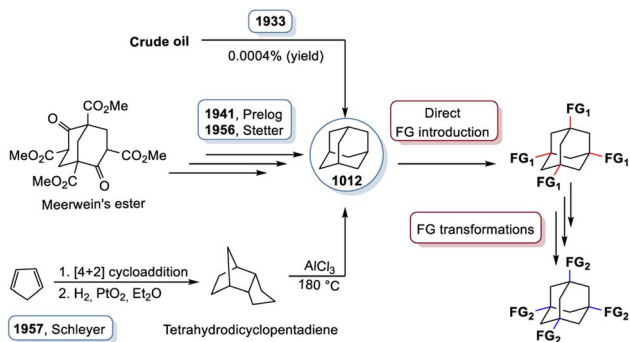
Aside from ionic or ligand decorated networks, partial acidic decomposition of **497** led to a novel modification of  $\text{GeS}_2$ ,  $\delta\text{-GeS}_2$  (**1011**), with corner condensed  $\text{Ge}_4\text{S}_{10}$  adamantanes, which can be derived from two interpenetrating cristobalite-like structures of  $\gamma\text{-GeS}_2$ .<sup>266</sup>

## 2.2 1,3,5,7-Tetrasubstituted adamantane derivatives

In 1941, the first synthesis of adamantane (**1012**), the smallest so-called diamondoid,<sup>565,566</sup> was achieved by Prelog, yielding 1.5% from Meerwein's ester through a series of conventional enolate alkylation techniques, Wolff-Kishner reductions, and a final double decarboxylation step (Scheme 4).<sup>567</sup> Subsequent refinements by Stetter increased the yield to 6.5%, but the method remained intricate, involving multiple stages for the removal of functional groups used in adamantane synthesis.<sup>568</sup> In 1957, Paul von Ragué Schleyer introduced a groundbreaking Lewis acid-promoted rearrangement of tetrahydrodicyclopentadiene, offering an alternative pathway to adamantane synthesis. This isomerization method significantly enhanced the yield by approximately 40%.<sup>569</sup>

These sections center on the synthesis of 1,3,5,7-tetra-substituted **1012** and explores its applications in advancing nonlinear optical properties.<sup>570,571</sup> In these sections, we employ two distinct approaches. The first approach concentrates on directly incorporating functional groups onto the adamantane core. The second approach delves into functional group transformations, commencing from 1,3,5,7-tetra-substituted adamantane as the starting point.





Scheme 4 Synthesis and functionalization of tetra-substituted adamantane.

**2.2.1 Direct functional group introduction.** Adamantane, a tricyclic hydrocarbon comprised of interconnected chair cyclohexane rings, exhibits remarkable symmetry and inherent resistance to direct modification due to the absence of functional groups. Nevertheless, there exist several approaches to introduce functional groups into adamantane.<sup>572,573</sup> One such method involves reactions of adamantane with electrophiles such as bromine ( $\text{Br}_2$ ). Subsequently, nucleophilic substitutions enlarge the spectrum of possible substituents; these reactions must exclusively proceed through an  $\text{S}_{\text{N}}1$  mechanism. Hence, this mechanism involves the reaction of tertiary adamantyl cations with nucleophiles. Notably, the nucleophilic C–H bond substitution **1012** can be accomplished directly with strong acids such as hydrochloric acid (HCl) and hydrobromic acid (HBr).

In general, these conditions facilitate the abstraction of hydride ions while also serving as sources of nucleophilic species.

Direct bromination of **1012** leads to the formation of only 1-bromo adamantane.<sup>574,575</sup> However, the presence of Friedel–Crafts-type catalysts like  $\text{AlCl}_3$  and  $\text{AlBr}_3$  allows for the gradual replacement of more tertiary C–H bonds with bromine. The successful synthesis of 1,3,5,7-tetrabromoadamantane (**1013**) has been achieved by utilizing  $\text{AlCl}_3$  and  $\text{Br}_2$  at 150 °C (Scheme 5).<sup>576,577</sup> Note that the use of larger amounts of  $\text{AlCl}_3$  leads to the generation of not only **1013** but also small amounts of 1-chloro-3,5,7-tribromoadamantane in around 12% yield. In addition, synthesis of **1013** has been achieved in the presence of  $\text{AlBr}_3$  under sealed tube conditions at 150 °C. This approach avoids halogen exchange during the synthesis of **1013** by utilizing aluminum tribromide.<sup>578</sup> The use of two equivalents of  $\text{AlBr}_3$  resulted in the clean formation of **1013** with 85% yield at room temperature.<sup>579</sup> The established one-step method to synthesize 1,3,5,7-tetrachloroadamantane (**1014**) proceeds by refluxing adamantane in  $\text{CCl}_4$  in the presence of  $\text{AlCl}_3$  (Scheme 5).<sup>580</sup>

Direct methylation of **1012** with tetramethylsilane as the methylation agent and a Friedel–Crafts catalyst has been explored and optimized for the synthesis of 1,3,5,7-tetramethyladamantane (**1015**, Scheme 5). With the introduction of four methyl groups in the presence of  $\text{AlCl}_3$ , adamantane underwent fourfold methylation of all bridgehead carbons.<sup>581</sup>

As is well known, Friedel–Crafts alkylations can generate mixtures of substitution products, and the selective

introduction of aryl groups at the 1,3,5,7-positions of **1012** requires precise control of reaction conditions.

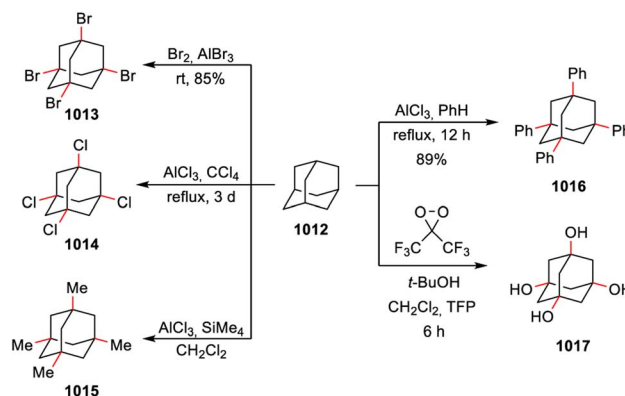
In 1968, Stetter and Krause employed a two-step process to add phenyl groups to the adamantane molecule, resulting in the synthesis of 1,3,5,7-tetraphenyladamantane (**1016**, Scheme 5). Initially, they brominated adamantane using molecular bromine ( $\text{Br}_2$ ). Subsequently, in the presence of  $\text{AlCl}_3$  and benzene, phenyl groups were introduced *via* Friedel–Crafts alkylation.<sup>582</sup>

In 1972, Newman utilized the Friedel–Crafts catalyst along with *tert*-butyl bromide to synthesize **1016** from 1-bromo adamantane. This method allowed for selective Friedel–Crafts phenylation under controlled reaction conditions, resulting in the clean formation of **1016**.<sup>583</sup>

Alternatively, **1016** was synthesized from adamantane under refluxing conditions, utilizing a catalytic amount of  $\text{AlCl}_3$ . The reaction proceeded overnight giving a yield of 89%.<sup>584</sup> Furthermore, **1012** can be directly converted into 1,3,5,7-tetrahydroxyadamantane (**1017**) under remarkably mild conditions, employing an excess of methyl(trifluoromethyl)dioxirane in solution (Scheme 5).<sup>585</sup>

Recently, we reported a new meta-selective adamantane tetraarylation using substituted benzenes. This Friedel–Crafts-type reaction yields a large amount of all-*meta*-tetrafluorophenyl adamantane derivatives (**1018–1021**) in the presence of *tert*-BuBr as the additive and  $\text{AlCl}_3$  as the catalyst (Scheme 6).<sup>586</sup>

**2.2.2 Functional group transformations.** Functional group transformations in organic synthesis are a fundamental and essential aspect of modern organic chemistry.<sup>587,588</sup> Functional groups attached to adamantane derivatives can be modified to create a wide range of compounds with tailored properties. This field of study is at the core of organic synthesis, and plays a crucial role in designing and preparing complex adamantane derivatives for various applications, including materials science,<sup>589–591</sup> pharmaceuticals,<sup>592,593</sup> and agrochemicals.<sup>594</sup> Functional group transformations involve converting one functional group into another while preserving the overall molecular structure, such as the adamantane core.<sup>565,569,595–597</sup> Developing efficient and selective methods for functional group transformations encompasses a wide array of chemical reactions. These reactions can include substitution,<sup>598–601</sup>



Scheme 5 Direct tetra-functionalization of adamantane.



addition,<sup>602</sup> and elimination reactions,<sup>603–605</sup> among others. They are applicable to various functional groups, including halides, alcohols, ketones, and carboxylic acids, among others. The choice of transformation method depends on the specific functional group and the desired product.

The conversion of 1,3,5,7-tetracyanoadamantane (**1022**, Scheme 7) from **1013** was achieved through a nucleophilic radical substitution reaction. Interestingly, no reaction occurred in the dark. However, upon photolysis with sodium cyanide in DMSO in a quartz vessel using a Rayonet reactor, a mixture was obtained where **1022** was the dominant product.<sup>579</sup> The synthesis of 1,3,5,7-tetraiodoadamantane (**1023**) did not proceed directly from **1012**. Initially, a bromination reaction was conducted to substitute hydrogen atoms on the adamantane bridgeheads with bromine atoms. This process involves halogen exchange in the presence of methyl iodide, aluminum powder, and bromine, carried out at 80–85 °C for 45 min, as illustrated in Scheme 7.<sup>606</sup> An improved procedure for **1023** involves the use of methyl iodide and AlBr<sub>3</sub>, resulting in a yield of 91% (Scheme 7).<sup>579</sup>

The direct method to prepare 1,3,5,7-tetrahydroxyadamantane (**1017**) from **1012** utilizes a strong oxidation reagent such as dioxiranes, which poses a risk of explosion during their preparation (see Scheme 5). Target compound **1017** can be prepared conveniently from **1013** in the presence of concentrated H<sub>2</sub>SO<sub>4</sub> and Ag<sub>2</sub>SO<sub>4</sub>.<sup>582</sup> Exhaustive Soxhlet extraction improved the yield, increasing it to 98% compared to the 84% reported in the literature.<sup>607</sup> Starting from **1013**, the synthesis of 1,3,5,7-tetrakis(1,3-dibromophenyl)adamantane (**1024**) can be accomplished with 1,3-dibromobenzene and AlCl<sub>3</sub> (Scheme 7).<sup>608</sup>

The nitration of **1012** with concentrated nitric acid in glacial acetic acid at elevated temperatures has been previously reported to yield 1-nitro-, 1,3-dinitro-, and 1,3,5-trinitroadamantanes, albeit in moderate to low yields.<sup>609</sup> When adamantanes are subjected to nitration with nitrogen dioxide at elevated temperatures, the primary products are typically 1-nitro and 1,3-dinitro derivatives. Similarly, the photochemical reaction of N<sub>2</sub>O<sub>5</sub> with **1012** primarily results in mononitration. Note that while the oxidation of *tert*-alkyl amines to their corresponding nitro compounds is a standard method, it has not

been widely used in the past to prepare compounds containing more than two nitro groups. In a noteworthy synthesis, Sollot and Gilbert reported the hydrolysis of 1,3,5,7-tetraaminoadamantane tetrahydrochloride (**1025**) to obtain the free tetraamine, which was subsequently oxidized using permanganate to yield the desired 1,3,5,7-tetranitroadamantane (**1026**) with a yield of 45% (Scheme 8).<sup>576</sup> Additionally, the powerful oxidizing agent dimethyldioxirane was employed to synthesize **1026**, achieving an impressive yield of 91%.<sup>606</sup>

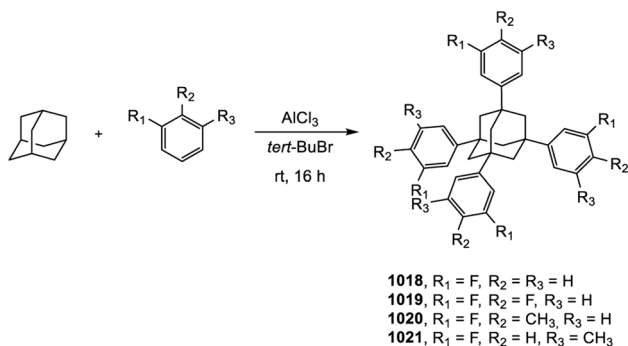
The reduction of **1022** was accomplished using monochloroborane-methyl sulfide in refluxing THF. Subsequent reaction with dry methanolic HCl resulted in the formation of 1,3,5,7-tetrakis(aminomethyl)adamantane tetrahydrochloride with an impressive yield of 98%. To obtain the 1,3,5,7-tetrakis(aminomethyl)adamantane (**1027**), deprotonation of an aqueous solution with NaOH was performed (Scheme 9).<sup>579</sup> Additionally, hydrolysis of **1022** led to 1,3,5,7-tetracarboxylic acid adamantane (**1028**). This method serves as an excellent alternative for preparing **1028**, reducing the number of synthetic steps compared to those reported by others (Scheme 9).<sup>610</sup>

The use of ‘click chemistry,’ specifically tetrazole formation through the cycloaddition of azides to nitriles in the presence of ZnCl<sub>2</sub>, offers an especially cost-effective route to obtain tetrakis-tetrazole derivatives of adamantane. When applied to **1022**, this process exhibited slightly slower kinetics compared to aromatic or unhindered aliphatic nitriles but ultimately yielded 1,3,5,7-tetrakis(tetrazol-5-yl)adamantane (**1029**, Scheme 9). The reaction can be conducted in DMF under reflux conditions for 48 h or at 175 °C in an autoclave within 6 h. The former conditions provide a purer product.<sup>611</sup>

The synthesis of 1,3,5,7-tetra(diphenylphosphate)adamantane (**1030**) with a yield of 62% can be achieved by reacting 1,3,5,7-tetrahydroxyadamantane (**1017**) with diphenyl chlorophosphate under controlled conditions (Scheme 10).<sup>612</sup> Introduction of electron-rich arenes (substituted anisoles) to 1,3,5,7-tetrahydroxyadamantane through Friedel–Crafts alkylation results in symmetrical tetraaryladamantanes with yields ranging from 20–41% (**1031–1034**, Scheme 10). This alkylation process requires strong Brønsted acids, such as tosylic acid (TfOH), and elevated temperatures. The study reports that weaker acids or lower temperatures are ineffective, leading to low reactivity and consequently very low yields.<sup>607,613–615</sup>

In this context, various functional groups were introduced onto the phenyl rings of **1016** through electrophilic substitution at the *para*-positions of the phenyl moieties, as outlined in Table 22. The direct functionalization of **1016** through electrophilic aromatic substitution can serve as a good starting point for synthetic modifications, enabling access to a wide array of functional groups (R) attached to the aromatic moieties of 1,3,5,7-tetraaryladamantanes (R = Br, I, SO<sub>2</sub>Cl, NO<sub>2</sub>, COCH<sub>3</sub>, and CHO).

The bromination of **1016** in liquid bromine selectively occurs at the *para*-position, yielding 1,3,5,7-tetrakis(4-bromophenyl)adamantane (**1035**, Table 22) with 60% yield, without the need for additional catalysts.<sup>616</sup> However, when bromination of **1016** is conducted in the presence of Fe, **1035** is obtained in a significantly improved yield of 94%,<sup>617</sup> which further increases

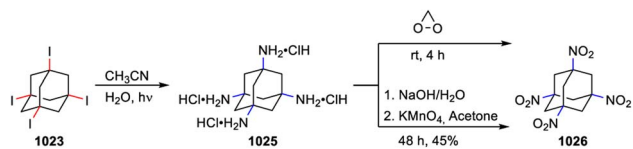


Scheme 6 Direct meta-substituted tetra-functionalization of adamantane.





Scheme 7 Functional Group transformations from 1,3,5,7-tetrabromoadamantane.



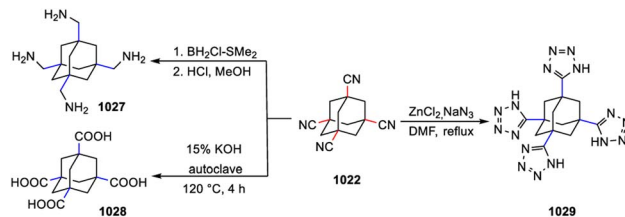
Scheme 8 Synthesis of 1,3,5,7-tetranitroadamantane.

to 96% at elevated temperatures.<sup>618</sup> The iodination of **1016**, using  $\text{PhI}(\text{OCOCF}_3)_2$  in a chloroform solution of iodine, leads to the formation of 1,3,5,7-tetrakis(4-iodophenyl)adamantane (**1036**, Table 22).<sup>619</sup> The sulfonation of **1016** using chlorosulfuric acid efficiently produces 1,3,5,7-tetra(phenyl-4-sulfonyl chloride)adamantane (**1037**) with a yield of 57% (Table 22).<sup>620</sup> Starting material **1016** was subjected to nitration in fuming nitric acid at  $-15\text{ }^\circ\text{C}$  for 30 min, yielding **1038** in low yield (Table 22). The degree of nitration can be controlled by adjusting the reaction time.<sup>621,622</sup> The Friedel–Crafts acetylation of **1016** results in the formation of **1039** with good yield (Table 22). Additionally, 1,3,5,7-tetrakis-4-formylphenyladamantane (**1039**)<sup>626</sup> was synthesized using a modified patented procedure involving the titanium tetrachloride-promoted formylation of **1040** (Table 22).<sup>623</sup>

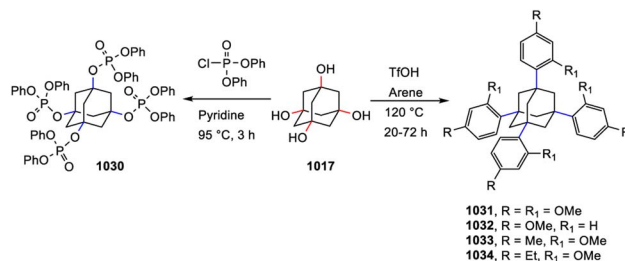
The synthesis of **1041** was achieved by reacting **1036** with NaOMe and  $\text{Cu}(\text{I})\text{Br}$  in dry MeOH/DMF, yielding a 47% yield. Similarly, the reaction of 1,3,5,7-tetrakis(4-bromophenyl)adamantane (**1035**) with NaOMe and  $\text{Cu}(\text{I})\text{Br}$  in dry MeOH/DMF results in the formation of **1041** with a yield of 52% (Table 22).<sup>614</sup>

The synthesis of 1,3,5,7-tetrakis(4-cyanophenyl)adamantane (**1042**) commenced with **1036**, using the Rosenmund–von Braun reaction. Typically, in the literature, ethane-1,2-diamine is used to eliminate the nitrile–copper cyanide complexes and is followed by nitrile extraction to obtain the desired product.<sup>592,624</sup> However, in this particular case, ethane-1,2-diamine proved to be inefficient, and the use of an excess of aqueous KCN was found to be more effective in the synthesis of **1042** (Table 23).<sup>625</sup>

1,3,5,7-Tetrakis(4-phosphonatophenyl)adamantane (**1043**), was synthesized through a two-step process but without isolating the intermediate. First, a palladium-catalyzed P–C coupling reaction between **1036** and diethylphosphite was carried out. Subsequently, the resulting phosphonic acid



Scheme 9 Functional Group transformations from 1,3,5,7-tetracyanoadamantane.



Scheme 10 Functional group transformations from 1,3,5,7-tetrahydroxyadamantane.

diethyl ester was subjected to acidic hydrolysis to obtain **1043** (Table 23).<sup>627</sup>

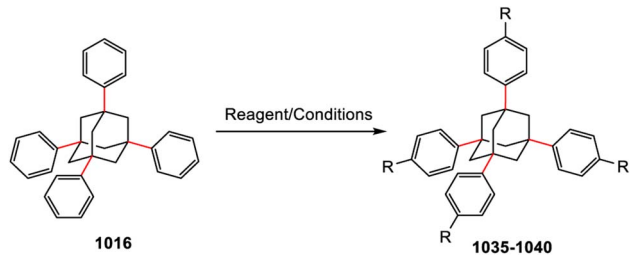
A copper(I)-catalyzed coupling reaction was employed to synthesize various derivatives of **1044–1049** (Table 23). This reaction involved the use of pyrrole, carbazole, imidazole, benzimidazole, phenylimidazole, and 2- $\text{CH}_3$ -imidazole as reactants. The reaction took place in the presence of *N,N*-dimethylglycine and DMSO at a temperature of  $120\text{ }^\circ\text{C}$  for a duration of 5 days.<sup>628,629</sup>

The synthesis of 4,4',4'',4'''-(adamantane-1,3,5,7-tetrayl)tetrakis(*N,N*-bis(4-methoxyphenyl)aniline) (**1050**) was achieved by combining bis(4-methoxyphenyl)amine and **1036** in solution in the presence of  $\text{Pd}(\text{OAc})_2$ , *t*- $\text{Bu}_3\text{P}$ , and *t*- $\text{BuOK}$  (Table 23).<sup>630</sup> The reaction of **1036** with phenyl boronic acid under Suzuki coupling conditions yielded compound **1051** (Table 23). This compound is soluble in  $\text{CHCl}_3$ , making it easy to purify and characterize.<sup>619</sup> It can readily be converted to 1,3,5,7-tetrakis(4-trimethylsilyl-ethynylphenyl)adamantane by reacting it with  $\text{Et}_3\text{N}$ , trimethylsilylacetylene,  $\text{Pd}(\text{PPh}_3)_2\text{Cl}_2$ , and  $\text{CuI}$  in toluene. The crude product can then be deprotected to give 1,3,5,7-tetrakis(4-ethynylphenyl)adamantane (**1052**) in a yield of 74% (Table 23).<sup>621</sup> This product was also prepared by a palladium/copper co-catalytic system for coupling **1036** with  $\text{Me}_3\text{Si}$ -ethynyl in the presence of  $\text{Et}_3\text{N}$  and DMSO.<sup>621,631</sup>

Oxidation of **1036** by conventional methods with peracetic acid (30%  $\text{H}_2\text{O}_2$  and acetic anhydride), sodium perborate ( $\text{NaBO}_3 \cdot n\text{H}_2\text{O}$ ) in acetic acid, or sodium periodate ( $\text{NaIO}_4$ ) unexpectedly gave 1,3,5,7-tetrakis[4-(diacetoxyiodo)phenyl]adamantane (**1053**) in low yield, accompanied by poorly soluble and unidentifiable polymeric products (Table 23). After further investigations, it was finally possible to synthesize **1053** in 97% yield by using MCPBA in  $\text{CH}_2\text{Cl}_2/\text{AcOH}$  (1 : 1) under dilute conditions.<sup>633</sup> The synthesis of 1,3,5,7-tetrakis(4-

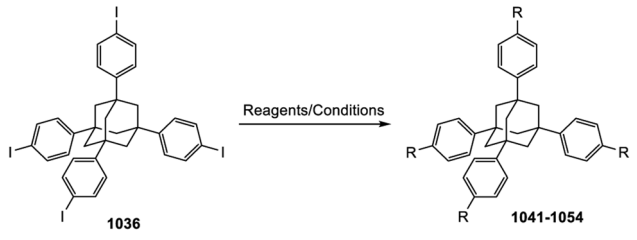


Table 22 1,3,5,7-Tetraphenyladamantane postfunctionalization (1016)



R =	Reagents/conditions	Ref.
Br (1035)	Br <sub>2</sub> /CHCl <sub>3</sub> , -78 °C, 12 h, 60%	616
Br (1035)	Fe, Br <sub>2</sub> /50 °C, 12 h, 94%	617
Br (1035)	Fe, Br <sub>2</sub> /70 °C, 7 h, 36%	618
I (1036)	PhI(CH <sub>3</sub> CO <sub>2</sub> ) <sub>2</sub> , I <sub>2</sub> /CHCl <sub>3</sub> , 12 h, 80%	619
SO <sub>2</sub> Cl (1037)	HSO <sub>3</sub> Cl/1.6 h, 57%	620
NO <sub>2</sub> (1038)	HNO <sub>3</sub> , Ac <sub>2</sub> O, AcOH/30 min, 35%	621 and 622
COCH <sub>3</sub> (1039)	AlCl <sub>3</sub> , CHCOCl/16 h, 68%	626
CHO (1040)	TiCl <sub>4</sub> , CH <sub>3</sub> OCHCl <sub>2</sub> /CH <sub>2</sub> Cl <sub>2</sub> , -10 °C to rt, 12 h, 84%	623

stilbenylphenyl)adamantane (1054) is readily achieved by reacting compound 1036 with excess styrene under palladium-mediated Heck coupling conditions, resulting in an 86% yield. However, when starting with 1,3,5,7-tetrakis(4-bromophenyl)adamantane (1035) under analogous conditions, consistently lower yields were obtained.<sup>634</sup>

Table 23 1,3,5,7-Tetrakis(4-iodophenyl)adamantane (1036) postfunctionalization<sup>a</sup>


R =	Reagents/conditions	Ref.
OMe (1041)	Cu(I)Br, NaOMe/MeOH, DMF, 100 °C, 12 h, 47–52%	587, 622
CN (1042)	CuCN/DMF, 160 °C, 16 h, 82%	625
PO(OEt) <sub>2</sub> (1043)	1. HPO(OEt) <sub>2</sub> , PdCl <sub>2</sub> (PPh <sub>3</sub> ) <sub>2</sub> , Et <sub>3</sub> N/PhH, 80 °C 2. HCl/reflux, 76%	627
Pyrrole (1044)	R-H, CuI, K <sub>2</sub> CO <sub>3</sub> , <i>N,N</i> -dimethylglycine/DMSO, 120 °C, 21–42%	628
Carbazole (1045)		
Imidazole (1046) benzimidazole (1047) phenylimidazole (1048)	R-H, CuI, K <sub>2</sub> CO <sub>3</sub> , <i>N,N</i> -dimethylglycine/DMSO, 120 °C, 5 days, 35–43%	628
2-CH <sub>3</sub> -imidazole (1049)	R-H, CuI, K <sub>2</sub> CO <sub>3</sub> , <i>N,N</i> -dimethylglycine/DMSO, 120 °C, 5 days, 41%	629
N(4-OMePh) <sub>2</sub> (1050)	R-H, Pd(OAc) <sub>2</sub> , <sup>t</sup> BuOK, <sup>t</sup> Bu <sub>3</sub> P/toluene, 140 °C, 48 h, 72%	630
Ph (1051)	R-B(OH) <sub>2</sub> , Pd(PPh <sub>3</sub> ) <sub>4</sub> , NaOEt/EtOH, PhH, 80–100 °C, 24 h, 35–45%	619 and 632
Ethynyl (1052)	1. Me <sub>3</sub> Si-ethynyl, Et <sub>3</sub> N, [PdCl <sub>2</sub> (PPh <sub>3</sub> ) <sub>2</sub> ], CuBr/80 °C, 72 h 2. KF/CH <sub>3</sub> OH, 50 °C, 12 h, 74%	621
Ethynyl (1052)	Me <sub>3</sub> Si-ethynyl, Pd(PPh <sub>3</sub> ) <sub>2</sub> Cl <sub>2</sub> , CuI, Et <sub>3</sub> N, KF/MeOH, 5 days, 81%	621 and 631
I(OAc) <sub>2</sub> (1053)	MCPBA/CH <sub>2</sub> Cl <sub>2</sub> , AcOH, rt, 12 h, 97%	633
Stilbenyl (1054)	Styrene, Pd(OAc) <sub>2</sub> , K <sub>2</sub> CO <sub>3</sub> , <sup>n</sup> Bu <sub>4</sub> NBr, DMA/105 °C, 24%	634

<sup>a</sup> MCPBA = *m*-chloroperbenzoic acid.



### 3. Optical properties: linear optical phenomena and photocurrent conversion

Compounds with an adamantane-type scaffold have most commonly been investigated for their luminescence properties over the years. Especially molecules with group 16 or group 17 elements in the E position have been the focus of such investigations, but other emissive examples have been reported as well.

Compounds containing the highly distorted group 11 chalcogenide adamantane cations  $[(ER)_4M_6\{(Ph_2P)_2R\}_4]^{2+}$  (**848–853**, **855–857**) have been investigated systematically for their photoluminescence behavior.<sup>493,494,496</sup> While the emission of the copper complexes  $[(SePh)_4Cu_6\{(Ph_2P)_2R\}_4][BF_4]_2$  (**848–849**, R = CH<sub>2</sub>, NH) in solution was of low intensity when compared to other related copper clusters, the long lifetime of the excited state suggests a spin-forbidden transition likely stemming from a ligand-to-metal charge transfer between the PhSe fragments and the Cu centers.<sup>493</sup> Most silver congeners only feature a significant luminescence at low temperatures of about 77 K in the solid state, which consists of a single emission peak for  $[(ER)_4Ag_6\{(Ph_2P)_2Me\}_4][PF_6]_2$  (**850–853**, ER = SPh, SC<sub>6</sub>H<sub>4</sub>Me-p, SePh, SeC<sub>6</sub>H<sub>4</sub>Cl-p) at around 700 nm. With a rising electron richness of the ER fragments from **850** to **853**, the signal shifts to higher energies (746 nm to 666 nm). This was attributed to the influence of the  $\pi$ -acceptor ability of the ER moiety, which affects the orbital splitting of the bonding and antibonding orbitals.<sup>494</sup> In contrast, compounds **856–857** show a double emission at 77 K, while **855** is non-emissive.<sup>496</sup> An explanation of the different behaviors of the silver homologs is still elusive.

The Cu-thiolate adamantane moieties in  $[(NET_4)_4\{(-SPh)_4(CuX)_6\}]$  (**846–847**, X = Cl, Br) show a more symmetrical buildup and a strong photoluminescence with a single emission at around 560 nm.<sup>170</sup>

$[Et_4N]_2[Cu_4(SPh)_6]$  (**256**), comprising an inverted adamantane-type core as compared to **846** and **847**, shows a much weaker photoluminescence when being excited at 350 nm, but exhibits a dual emission at 436 nm and 573 nm, which is attributed to ligand-to-metal charge transfer or transitions between the metal centers, respectively, which has not been possible for the previously discussed compounds due to their larger Cu...Cu distances.<sup>170</sup>

As part of a study on differently sized Cd-selenolate super-tetrahedra, the photoluminescence of  $[^mPr_4N]_2[(CdCl)_4(SePh)_6]$  (**409**) was discussed.<sup>228</sup> Significant emission is only detected at temperatures below  $\sim 50$  K and is attributed to forbidden transitions. Other adamantane-type thiolate clusters featuring ammonium counterions, like  $[Me_4N]_2[(CdSPh)_4(SPh)_6]$  (**311**) and  $[Et_3NH]_2[(CdSC_6H_4-4-Me)_4(SC_6H_4-4-Me)_6]$  (**318**), exhibit photoluminescence at room temperature, with low to moderate intensity.<sup>219,221</sup>

Group 12 chalcogenolate adamantane anions also have been subject to studies in combination with the chromophore cation DAMS. The clusters were found to affect the intramolecular charge transfer and reduce quenching.<sup>211</sup>

The cadmium cluster  $(DAMS)_2[(CdSPh)_4(SPh)_6]$  (**313**) and its iodine derivative  $(DAMS)_2[(CdI)_4(SPh)_6]$  (**414**) have been proven to show significant photoluminescence at room temperature.<sup>218</sup> While (DAMS)I already exhibits an emission under similar conditions, **313** and especially **414** do so much more intensely, albeit slightly blue-shifted. Additionally, two-photon pumped lasing spectra revealed nonlinear optical properties for both compounds.

The first OLED constructed from such a compound comprises  $(DAMS)_2[(ZnSPh)_4(SPh)_6]$  (**302**), which follows the trend of a more intense and slightly blue-shifted emission as compared to the pure chromophore.<sup>211</sup> The device produces a narrow red emission at 630 nm with a full width at half heights of the measured peak of 80 nm.

Subsequently, combinations of adamantane anions and different chromophore cations were explored. In  $[Ru(phen)_3]_3[(CdSPh)_4(SPh)_6]$  (**314**), the fluorescence enhancing findings made for DAMS compounds could be repeated in a titration study, where an increase of the fluorescence intensity could be observed when adding cluster anions to a solution of the ruthenium complex.<sup>219</sup> This effect reaches a plateau at a 1 : 1 ratio, which is in accordance with an anion-cation charge transfer indicated by both spectroscopic findings and theoretical studies.

The cluster-dye composite  $[Ru(2,2'-bipy)_3]_3[(ZnSPh)_4(SPh)_6]$  (**303**) was investigated for its photocurrent conversion behavior, which can be enhanced by substituting the adamantane type cluster with larger supertetrahedra.<sup>212</sup>

The earlier UV-vis measurements on group 14/16 adamantane anions without organic ligands revealed the intra molecular transitions to be responsible for the absorption behavior, with no or only negligible contributions of the counterions in case of ammonium cations.<sup>279,281,284,286</sup> The optical properties of the adamantane-type cluster remain dominant even in the presence of some transition metal complexes, as long as no charge transfer between them is possible.<sup>295,296,298,300</sup> Therefore, such charge transfer pathways have to be present to



Fig. 22 Solvatochromicity in  $[Ni(phen)_3]_2[Ge_4S_{10}]$  (**550**), depending on the inclusion of H<sub>2</sub>O (red curve) or MeOH (blue curve) into the crystal lattice. (reproduced from ref. 293 with permission from ACS)



influence the band gap more significantly, as has been seen in  $[\text{Ni}(\text{trien})_2]_2[\text{Ge}_4\text{S}_{10}]$  (**552**).<sup>288–291,294</sup> In the case of  $[\text{Me}_2\text{Vio}]_2[\text{Ge}_4\text{S}_{10}]$  (**544**), fluorescence can be detected distinctly red-shifted from the fluorescence of  $[\text{Me}_2\text{Vio}]\text{I}_2$  by the charge transfer between the cation and anion. The cluster compound also shows solid-state solvatochromicity, depending on the inclusion of water or MeOH into the crystal structure, and it is photoelectrically active.<sup>289</sup> A similar behavior in regard to fluorescence and photocurrent was found for  $[\text{DMBPE}]_2[\text{Ge}_4\text{S}_{10}]$  (**546**) and for the compounds  $[(\text{C}_n\text{H}_{2n+1})_2\text{Vio}]_2[\text{Ge}_4\text{S}_{10}]$  (**540–543**,  $n = 0, 2, 3, 4$ ).<sup>288,291</sup> By utilizing a porphyrin derivative as counterion, like in the fluorescing species  $\text{TMPyP}[\text{Ge}_4\text{S}_{10}]$  (**545**), even larger photocurrents could be measured.<sup>290</sup> Lastly, there are cases, in which the anion plays nearly no role in the transitions at the band gap, such as in  $[\text{Ni}_2(\mu\text{-teta})(\text{teta})_2][\text{Ge}_4\text{S}_{10}]$  (**555**), in which the photoluminescence does not deviate much from the one found for the amine hydrochloride.<sup>293,297,299</sup> Similar to **544**,  $[\text{Ni}(\text{phen})_3]_2[\text{Ge}_4\text{S}_{10}]$  (**550**) additionally features the ability to reversibly change its color depending on the inclusion of water or MeOH in its crystal structure (Fig. 22).<sup>293</sup>

For  $[\text{Ni}(\text{teta})(\text{en})][\text{Ni}(\text{teta})(\text{hda})][\text{Sn}_4\text{Se}_{10}]$  (**558**) moderately weak photocurrent photoelectric conversion was observed.<sup>299</sup>

An extensive study of lanthanide complexes of the 3-NO<sub>2</sub>Tp ligand features adamantane type clusters in  $[(\mu_4\text{-O})\{\text{M}(\text{3-NO}_2\text{Tp})_4(\mu_2\text{-OME})_6\}]$  (**665–670**), with the photoluminescence behavior depending heavily on the lanthanide center.<sup>367</sup>

The Yb cluster **671** also shows photoluminescence when excited at 405 nm with an emission pattern in the near infrared region, as typical for Yb<sup>3+</sup> complexes.<sup>368</sup>

The mixed-metal compounds  $[(\mu_3\text{-M})(\text{CdPPh}_3)(\text{MPPh}_3)_3(\text{-TePh})_3(\mu_3\text{-TePh})_3]$  (**903–904**, M = Cu, Ag) show strong photoluminescence at around 480 nm when excited at 350 nm. This was assigned to transitions between the coinage metal and its ligands, rather than involving the Cd centers.<sup>516</sup> The spectrum of **903** shows an additional shoulder attributed to intracopper d/dp transitions owing to the small Cu...Cu distances.

Adamantane-type clusters with a group 17 element in E position are the second group that were heavily investigated for their optical properties, chiefly among them the copper halide anions  $[\text{Cu}_4\text{E}_6]^{2-}$ . The first bromine congener investigated was  $[\{\text{Cu}(\text{Hdabco})\}_4\text{Br}_6](\text{HCOO})_2$  (**817**), although a cationic one due to the ligands at the Cu sites. It showed strong photoluminescence with a yellow emission at 556 nm.<sup>468</sup> Thermochromic photoluminescence can be observed for  $(\text{H}_2\text{dpipa})_3[\text{Cu}_4\text{Br}_6][\text{Cu}_2\text{Br}_6]$  (**815**), with different bromido cuprate anions in its structure, and its Cl homolog, which was extensively studied by DFT calculations.<sup>459,467</sup> The luminescence of  $[\text{Pr}_4\text{N}]_2[\text{Cu}_4\text{Br}_6]$  (**809**) and  $[\text{Bu}_3\text{NME}]_2[\text{Cu}_4\text{Br}_6]$  (**812**) was compared to other copper bromide compounds, and **809** was found to feature the most brilliant red-orange emission, which was utilized to manufacture a white-light emitting LED in conjunction with two other commercial phosphors.<sup>461</sup>

The combination of bromido cuprate anions,  $[\text{Cu}_4\text{Br}_6]^{2-}$  among them, and a polyoxotitanium cluster in a series of compounds including  $[\text{Ti}_{12}(\mu_3\text{-O})_{14}(\text{O}^i\text{Pr})_{18}][\text{Cu}_4\text{Br}_6]$  (**816**) showed a vast dependency of the absorption spectra on the anion and the resulting supersalt structure.<sup>466</sup>



Fig. 23 Photoluminescence at different temperatures of **828** (left, reproduced from ref. 477 with permission from ACS) and **829** (right, reproduced from ref. 477 with permission from ACS).

Also  $[\text{Cu}_4\text{I}_6]^{2-}$ -containing compounds have been investigated for their luminescence properties in several studies.<sup>471,472,474,476,477</sup>  $[\text{Mn}(\text{tdpmO}_3)_2][\text{Cu}_4\text{I}_6]$  (**828**) and  $[\text{Mn}(\text{dppbO}_2)_3]_2[\text{Cu}_4\text{I}_6][\text{Cu}_2\text{I}_4]$  (**829**) are part of a series of dual-emission compounds with both the cation and anion showing a distinct emission (Fig. 23).<sup>477</sup> When grinding crystals of **829**, a triboluminescence originating from the same centers as the photoluminescence is detectable.

The band gap in compounds with a  $[\mu_4\text{-O}(\text{CuR})_4\text{Cl}_6]$  inorganic core is determined by ligand to metal charge transfer and therefore heavily influenced by the ligand used, but such compounds do not show luminescence as opposed to their anionic relatives.<sup>390,403,415</sup>

## 4. Optical properties: nonlinear white-light generation (WLG) and second-harmonic generation (SHG)

The huge compositional variety of adamantane based clusters offers the possibility to finely tune the optical properties for a multitude of applications. Obviously, the fundamental element of all optical properties is defined by the HOMO–LUMO gap, in the case of adamantane (**1012**), this gap is  $\sim 6.49$  eV.<sup>635</sup> As a consequence, the absorption onset and corresponding photoluminescence is in the ultra-violet (UV) spectral range.<sup>635</sup> An advantage of this large HOMO–LUMO gap is a very high photostability of adamantane, since it is virtually unaffected by light in the visible spectral range.<sup>636</sup> At the same time, the large HOMO–LUMO gap makes it difficult to make use of pure adamantane in optoelectronic applications. However, by functionalization on both the Q and E site, the HOMO–LUMO gap can easily be tuned. Functionalization schemes include fluorination, addition of alkali-metals or introduction of very simple or complex organic ligands, only to name a few.<sup>637–640</sup> Even with these rather simple functionalization schemes, it is already possible to tune the HOMO–LUMO gap and thus the optical properties of fully organic adamantanes to cover virtually the whole visible spectral range.

An even larger space for tuning the optical properties opens up when stepping away from the fully organic adamantane by alternating the composition on the Q- and E-site too.



In the last decade, several hundreds of adamantane based clusters have been investigated theoretically.<sup>571</sup> All the structures with adamantane like cores and the same ligand field show a variation in the HOMO–LUMO gaps in a range of about  $\Delta E \approx 2$  eV. This is demonstrated in Fig. 24 for clusters with homogeneous phenyl ligands (tetraphenyl clusters) and different cluster cores. It should be noted that Fig. 24 is not exhaustive and only features a relatively small sample of possible modifications of the core which have been investigated recently.

The highest HOMO–LUMO gap is predicted (DFT calculations in the IPA) for the prototypical  $\text{AdPh}_4$  cluster (**1016**,  $E_g \approx 4.65$  eV). Modifications of the adamantane core (inorganic and/or heterogeneous composition) lower this value up to about 2 eV, with a minimum value calculated for the heterogeneous and inorganic  $[\text{PhSi}\{\text{CH}_2\text{Sn}(\text{Te})\text{Ph}\}_3]$  (**891**) cluster. Interestingly, a fine tuning of the HOMO–LUMO gap value can be achieved by the gradual modification of the cluster core, as shown exemplarily by the stepwise transition from the inorganic  $[(\text{PhSi})_4\text{S}_6]$  cluster (**568**) to the organic  $[(\text{PhC})_4\text{S}_6]$  cluster.<sup>641</sup> The first substitution largely modifies the HOMO–LUMO-gap, due to an abrupt modification of the bond lengths in the core. For the subsequent modifications, a quite gradual change is seen (as shown in Fig. 24). The fine tuning of the HOMO–LUMO gap is also expected for the stepwise transition between the other cores and has consequences for the manipulation of the optical response.

In addition to tuneability of the linear optical properties, it was found that a large number of cluster molecules of adamantane-type cluster compounds with composition



Fig. 24 HOMO–LUMO energy gaps calculated within the density functional theory in the independent particle approximation for selected adamantane-based tetraphenyl clusters.

$[(\text{RQ})_4\text{E}_6]$  presented in Table 13, with group 14 elements in the Q position and those of group 16 in the E-position, show strong nonlinear optical properties when they are irradiated by a simple near-infrared (NIR) low-power laser diode.<sup>310,320</sup> This nonlinear response manifests itself in the emission of light covering virtually the whole visible spectrum from  $\sim 400$  nm to 800 nm (see Fig. 25 for emission spectra under various excitation energies with excitation region marked by dotted grey line). Because of the broad spectral-range, we will refer to the process as white-light emission, although due to the spectral intensity distribution the appearance to the human-eye is warm-white (see Fig. 25).

As it has been demonstrated that the nonlinear optical response of the clusters can be generally interpreted in terms of multiphoton processes,<sup>309,642,643</sup> tuning the HOMO–LUMO gap makes it possible to tune the nonlinear response too, e.g., the frequency dependence of the main SHG and THG peaks. It is worth mentioning here that SHG can be observed on these materials even for compounds that crystallize in centrosymmetric space groups, which usually is an exclusion rule, as only crystals lacking inversion symmetry can produce bulk SHG. However, the SHG in such samples appears to be due to surface effects and/or defects in the crystal. With the SHG being very effective, the contribution of the surfaces of the (micro- or nanosized) crystals is sufficiently high to observe SHG in most cases.

The optical response of a wide class of adamantane-based clusters and cluster aggregates has been calculated from first principles in recent years.<sup>309,571,642–645</sup> The calculations show that all adamantane-based clusters are characterized by a nonlinear optical response with the same structure, as long as they have the same ligand field. For example, a prominent peak above 2 eV followed by a dip and a second peak is common to all adamantane-based cores with phenyl ligands. This suggests that the nonlinear optical response is dominantly defined by the ligand structures and originates only to a minor extent in the core region. This is demonstrated exemplarily in Fig. 26, where we compare the SHG signal of  $\text{AdPh}_4$  (**1016**) with that calculated on the same footing for  $\text{CPh}_4$ .<sup>646</sup>

The structure of the second order nonlinear response is basically the same for the two clusters, although  $\text{CPh}_4$  has no adamantane core at all. This, however, does not mean that the cluster core does not affect the linear and nonlinear optical properties. As we will discuss in the following, the geometry and the chemistry of the core have an impact on the magnitude of the nonlinearities and, to a lesser extent, to their spectral position. Thus, modifications of the cluster core offer the possibility to manipulate the optical response towards desired energies and intensities. Yet, the main characteristics are preserved as long as the ligand structures are maintained.

Although the nonlinear optical response originates in and is dominated by the ligand field, as previously discussed, the optical nonlinearities are enhanced by disorder and structural asymmetry in the cluster core. This is particularly true for molecules featuring a heterogeneous core composition.<sup>642</sup> This is clearly shown with clusters  $[\text{PhSi}\{\text{CH}_2\text{Sn}(\text{E})\text{Ph}\}_3]$  (**889–891**, E = S, Se, Te) as a model system. The cluster structure is shown in







Fig. 25 Broad white-light emission of  $[(\text{StySn})_4\text{S}_6]$  (**598**), shown in differently colored lines for various excitation wavelength (indicated by the grey dotted part of the spectra) in the range of 700–1050 nm (left). Photograph of the emission of  $[(\text{StySn})_4\text{S}_6]$  sandwiched between two glass slides and excited with 800 nm laser light (reproduced from ref. 320 with permission from AAAS).



Fig. 26 Second-harmonic generation (average of all tensor components, absolute values) calculated as a function of the incident laser wavelength for the isolated  $[\text{AdPh}_4]$  cluster (**1016**) (blue line) and the  $[\text{C(Ph)}_4]$  cluster (orange line) within the independent particle approximation at the DFT equilibrium geometry.<sup>646</sup>

Fig. 27, along with the distortion in the core, quantified by the ratio between the largest and shortest bond length. The core symmetry is greatly reduced from S to Te, while the optical susceptibilities are correspondingly enhanced, as displayed in Fig. 28. The  $\text{AdPh}_4$  cluster features a regular core and has the lowest SHG coefficients. This effect is quite remarkable, as a range of intensities spanning an entire magnitude of SHG responses can be achieved with these structures. Noticeably, the form of the second order optical response typical for tetraphenyl compounds (displaying a main peak above 2 eV, followed by a dip and a second peak) is maintained for all variations of the core.

Although a generally accepted theory of the observed white-light generation is still missing, it is known that higher order nonlinear effects like supercontinuum generation involve the whole catalogue of nonlinear-optical effects, which add up to produce emission with an extremely broad spectrum.<sup>646–648</sup> These nonlinear effects include self- and cross-phase modulation, four-wave mixing, and many others, for which an exhaustive theory is still missing. Nevertheless, it is reasonable to assume that a more or less high nonlinear optical activity is



Fig. 27 Atomic structure calculated within DFT in the independent particle approximation for  $\text{AdPh}_4$  (**1016**, top left) and different tetraphenyl clusters with modified cluster cores. The circle color corresponds to the respective line color of the second order optical response shown in Fig. 28.<sup>642,644</sup>

a prerequisite for the mentioned effects leading to white-light emission. In this respect, the theoretical studies performed in the last years allowed for an (at least partial) understanding of the optical response of the white-light emitters and revealed several interesting aspects. As a general feature, all clusters showing WLE are characterized by strong optical nonlinearities of second and third order, at least as strong as that of the crystalline ferroelectrics.<sup>309,571,642–646,650,651</sup> The optical nonlinearities feature high peaks and low dips at which the optical coefficients are almost quenched, as seen by the example in Fig. 28 for the prototypical  $\text{AdPh}_4$ .

The optical response is thus strongly dependent on the incident photon energy, with most compounds showing a maximum of the SHG coefficients above 2 eV and a THG

coefficient above 3 eV.

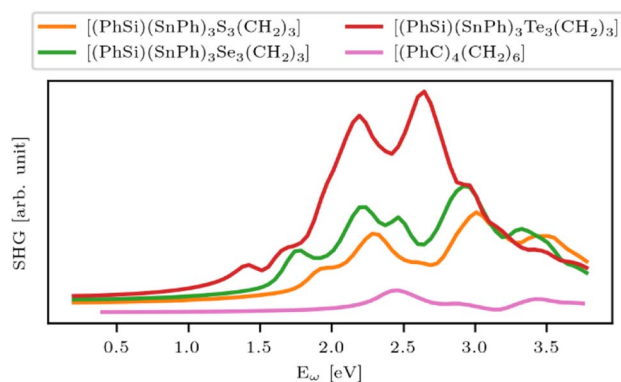


Fig. 28 Second-harmonic generation per cluster (the average of all tensor components is shown) calculated within DFT in the independent particle approximation for different tetraphenyl clusters with modified cluster cores.<sup>642,644</sup>



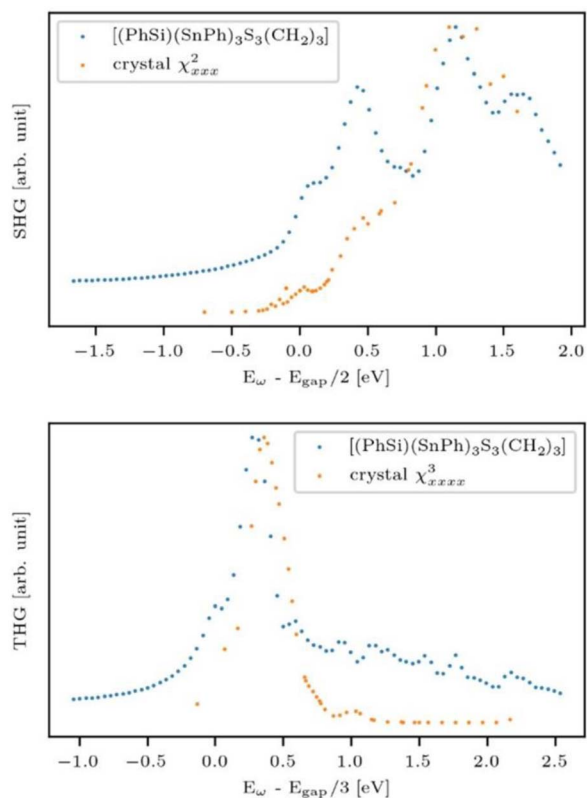


Fig. 29 Second-harmonic generation (top,  $\chi_{xxx}^{(2)}$  component) and third harmonic generation (bottom,  $\chi_{xxx}^{(3)}$  component) coefficients (absolute values) calculated as a function of the incident laser wavelength for the isolated  $[(\text{PhSi})(\text{CH}_2\text{Sn}(\text{S})\text{Ph})_3]$  cluster (blue dots) and the corresponding crystal (orange dots) within the independent particle approximation at the DFT equilibrium geometry. Intensities are scaled by the respective maximum for each structure, and energies are shifted relative to the energy gap.<sup>642,644</sup>

maximum just below 2 eV (see *e.g.*, Fig. 29). In general, the white-light emission efficiency is expected to depend on the exciting wavelength.<sup>648</sup> However, this does not seem to be the case for the adamantane-type cluster molecules.<sup>320,571</sup> This might be related to the fact that in the adamantane-type cluster molecules, white-light emission is achieved by an excitation in a generally non-resonant region of the nonlinear optical spectrum (1.1–1.3 eV), however, where the onset of the optical nonlinearities is already pronounced. As this spectral region is followed by a steep gradient of the nonlinear optical susceptibilities, the white-light emission efficiency might be further increased, provided it correlates (as currently assumed) with the optical nonlinearities.

## 5. Materials properties (crystalline/amorphous, glass formation): comprehension and prediction

A common trend identified in multiple structures with adamantane and adamantane-like cores is the inheritance of both the linear and the nonlinear optical response from the parent

molecules to dimers and the crystal structures.<sup>642,644</sup> This is admittedly shown in Fig. 29 for the  $[(\text{PhSi})(\text{CH}_2\text{Sn}(\text{S})\text{Ph})_3]$  molecule. However, a similar trend has been demonstrated also for many other adamantane-based clusters such as  $[(\text{PhSi})_4\text{S}_6]$  and  $[(\text{NpSi})_4\text{S}_6]$ .<sup>309,571</sup> Fig. 29 shows that all spectral features of the isolated molecules can be found in the optical response of the crystals, although the spectral weights are somewhat redistributed. This similarity offers the possibility to roughly estimate, *e.g.*, the second and third order optical nonlinearity by the knowledge of the corresponding single molecule. This is a great advantage, in particular in theoretical studies, due to the computationally less extensive investigations of the single clusters as compared to molecular crystals.

It has been discussed in many publications that an amorphous structure is a prerequisite for white-light generation.<sup>652</sup> Although the connection between the habitus of the aggregate and its nonlinear optical answer is not completely understood, atomistic calculations show a clear relation between aggregate symmetry and intensity of the nonlinear optical response. We demonstrate this connection employing the prototypical adamantane-type cluster  $[\text{AdPh}_4]$  as a model system.

Depending on the environment, the geometry and the symmetry of the cluster undergo slight modifications and so does the nonlinear optical response, quantified, in this example, by the average of all the components of the SHG tensor.  $[\text{AdPh}_4]$  belongs to the space group  $P42n$ . This group lacks centrosymmetry, so that SHG generation is expected. Indeed, the isolated cluster in its calculated equilibrium geometry is characterized by a second-order optical response as shown by the blue line in Fig. 30. In aggregates such as  $[\text{AdPh}_4]$  crystals, the material can be thought of as a periodic repetition of  $[\text{AdPh}_4]$  dimers.<sup>644</sup> The dimers are arranged in a manner that is still not centrosymmetric, however, the deviation from the centrosymmetry is lower than in the case of the isolated clusters. The SHG response per molecule, shown in Fig. 30 (orange line) features all the spectral signatures predicted for the isolated cluster, however, with a lower intensity.

Artificially modifying the structure towards centrosymmetry further lowers the SHG coefficients. The same behavior is observed for other optically nonlinear molecular clusters.



Fig. 30 Second-harmonic generation per cluster (the average of the absolute value of all tensor components is shown) calculated within the independent particle approximation as a function of the incident laser wavelength for the isolated  $[\text{AdPh}_4]$  cluster with the DFT equilibrium geometry (blue line) and with the geometry of a cluster dimer cut out from a  $[\text{AdPh}_4]$  crystal (orange line).<sup>644</sup>



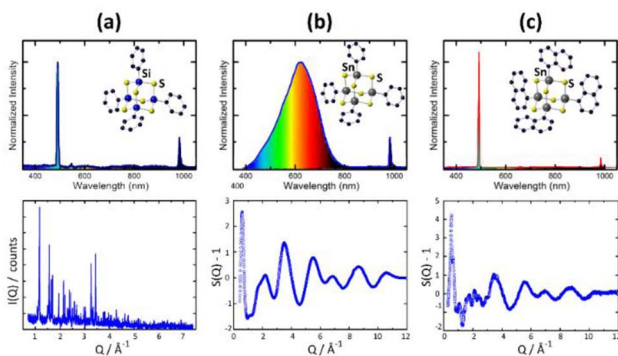
Differences in the symmetry of monomer and dimer structures can also greatly influence the magnitude of the optical response, yet maintaining its overall form. Especially the differences of the nonlinear optics of free-standing dimers compared to their crystal counterparts show that the habitus of the material offers a path to tuning the symmetry and thus the nonlinear optical properties. WLJ is only observed in samples with amorphous morphology. The crystalline members of the class of adamantane-based cluster compounds show a different nonlinear optical response, generally SHG originating from the bulk (in the case of crystals lacking inversion symmetry) or from surfaces or interfaces and defects (in the case of centrosymmetric crystals).<sup>649</sup> This is shown in Fig. 31 for the crystalline compound  $[(\text{PhSi})_4\text{S}_6]$  (**568**) (a) and for the amorphous material  $[(\text{PhSn})_4\text{S}_6]$  (**587**) (b) as examples. Both clusters are provided with the same organic phenyl ligands and differ just by the exchange of Si atoms by Sn atoms in the adamantane shaped cluster cores. The solid with the  $\{\text{SiS}\}$  cluster core (**568**) shows the typical powder diffractogram of a crystal (Fig. 31a). When irradiated by an optical laser line with wavelength 979 nm, it reacts with an intense second-harmonic at 489 nm. In contrast, the X-ray diffractogram obtained from the solid of the corresponding  $\{\text{SnS}\}$  cluster (**587**) yields a pattern typical for a completely disordered material like a glass, not comprising any information about structural long-range order between the molecules (Fig. 31b). However, the optical response to NIR irradiation at 979 nm is now found to be a broad white emission that spans the entire visible portion of the white-light spectrum.

Meanwhile, a large number of solids of this type could be synthesized showing this correlation between morphology and optical behavior.<sup>571</sup> While all crystalline materials have been identified as materials for second-harmonic generation (SHG), it however turned out that among the amorphous materials, it is only the vast majority responding by white-light generators (WLJ). A few apparently amorphous clusters whose

diffractograms resemble those of glasses, with pronounced structural disorder at the molecular level, nevertheless exhibit SHG upon NIR irradiation. The optical response and X-ray diffractogram of one such example, the  $\{\text{SnS}\}$  cluster decorated with naphthyl ligands,  $[(\text{NpSn})_4\text{S}_6]$  (**591**), are shown in Fig. 31c. Although the X-ray diffractogram of (**591**) does not show typical Bragg peaks but rather resembles the typical structure factor  $S(Q)$  for a glass, the optical response when irradiated with the NIR line at 979 nm is found to be SHG.

In trying to understand this behavior, two questions come to mind: What controls the solidification of these cluster molecules into either an amorphous or a crystalline state, and why is pronounced microscopic disorder a prerequisite for a nonlinear response in the form of WLJ? In order to answer these questions, it is compulsory to first obtain precise knowledge of the interactions between the clusters, which however requires detailed knowledge of their electronic structure as a function of composition. Then, it must be further understood how the molecular and electronic structure is altered when the clusters aggregate into either a crystalline or amorphous condensed phase. This is a prerequisite for finding approaches from the observed differences that may lead to an understanding of the different optical behavior of these clusters in the two different solid-state morphologies. For this purpose, several optical studies were performed on different cluster systems.<sup>653</sup> Furthermore, the electronic structures of many clusters from this group with different organic ligands and  $\{\text{QE}\}$  cluster cores were calculated, as well as interaction energies between the clusters for simple arrangements of two to four clusters as simple models to distinguish between different contributions to the interactions.<sup>309,644</sup> Also, experimental investigations were accomplished to explore the mutual orientation of the clusters in the amorphous solid.<sup>654–657</sup> It showed up thereby however, that the control of the morphology is complex and an assignment amorphous/WLJ, crystalline/SHG is oversimplified. It was however found from EXAFS experiments<sup>658</sup> that the molecular structure of adamantane-like cluster materials showing SHG (**586** and **591**) was close to that found from quantum chemical calculations,<sup>659</sup> while those showing WLJ (**587** and **602**) considerably deviated from these structures.

More detailed studies carried out on the WLJ compound **587** and the SHG compound **591** using X-ray diffraction combined with molecular Reverse Monte Carlo (m-RMC) simulations further revealed that this observation results from significantly distorted cluster cores in the compounds showing WLJ. The distortions originate from sulfur atoms moving out of their equilibrium positions, towards other sulfur atoms of neighboring molecules. This may result from strong interactions between the cores of the individual clusters, as was also suggested by quantum chemical calculations,<sup>309,660</sup> where smaller cluster aggregates of two to four molecules were assumed as simple models for a disordered phase. Indeed, the mutual cluster orientations predicted there for the WLJ compound **587** were also found in the experimental X-ray/RMC-studies<sup>657</sup> supporting the theoretical findings. Similar experimental studies on the SHG compound **591** revealed no evidence for distorted cluster cores. The mutual molecular orientation of the clusters



**Fig. 31** NLO responses from the clusters **568** (a) and **587** (b) (top). The driving excitation is visible at 979 nm (1.265 eV) in each spectrum. The 2nd-harmonics of (a) is seen at 489.5 nm (2.53 eV), while (b) depicts a broad white spectrum. The respective X-ray patterns are also shown below indicating that **568**, the SHG-material, is clearly crystalline while the WLJ material **587** shows a typical structure factor  $S(Q)$  of an amorphous solid. (c) shows the NLO response of cluster **591** indicating SHG, although the X-ray structure factor clearly designates an amorphous solid (reproduced from ref. 657 with permission from the authors under CC BY 4.0).



in the solid state also suggested stronger intermolecular interactions *via* the organic ligands, which also supports the quantum chemical calculations made earlier. In addition, electron microscopy could reveal sections of nanocrystallinity, which may additionally explain the findings by ordered parts of the material.

The observation of additional cluster core distortions in the material exhibiting strong WLG compound 587, further highlights the point made earlier that a clear relationship exists between structural and molecular symmetry and intensity of the nonlinear optical response.

## 6. Conclusion and outlook

The number of compounds based on adamantane-type core architecture is vast, and the elemental compositions of the cluster cores as well as the variety of the substituents is extremely diverse. While this naturally leads to different chemical reactivities and unique electronic structures, a number of them share luminescence phenomena. Only recently, strong second-harmonic generation as well as more uncommon nonlinear optical properties in the form of directed white-light emission have been observed, which seem to be a consequence of the unique adamantane type architecture – with its relatively dense electronic structure and its inherently missing inversion symmetry – as well as of the compounds' arrangement within the solid material.<sup>571</sup> Assuming that these phenomena could in theory be observable for other adamantane-type cluster compounds, we have summarized all classes of inorganic and a selection of organic adamantanes in this survey. Most of these compounds have not been fully investigated for their physical properties so far, but we suggest that doing so could be a great chance to gain understanding on the optical phenomena in this class of compounds and its potential use. The plethora of different compositions and structural peculiarities is an excellent basis for future investigations into this field, which could become a library of compounds that fulfils any desired properties in regards of wavelength, bandwidth, intensity, and directionality in combination of convenient synthetic access, robustness, and processability of the material.

## Abbreviations

IDipp	1,3-Bis(2,6-diisopropylphenyl)imidazole-2-ylidene
HMDS	1,1,1,3,3,3-Hexamethyldisilazide
TACNMe	1,4,7-Trimethyl-1,4,7-triazacyclononane
Bn	Benzyl
Cp*	Pentamethylcyclopentadienyl
DMAP	Dimethylamine borane
BAR <sup>F</sup>	[B[3,5-(CF <sub>3</sub> ) <sub>2</sub> C <sub>6</sub> H <sub>3</sub> ]
<sup>n</sup> Bu	Normal butyl
<sup>t</sup> Bu	Tertiary butyl
Diglyme	Bis(2-methoxyethyl) ether
DMPyr	1,1-Dimethylpyrrolidinium

OTf	O <sub>3</sub> SCF <sub>3</sub>
cod	1,5-Cyclooctadiene
OAc	Acetate
acac	Acetylacetonate
BMIIm	1-Butyl-3-methyl-imidazolium
NTf <sub>2</sub>	Bistrifluoridomethansulfonimide
TMEDA	Tetramethylethylenediamine
<sup>i</sup> Pr	Isopropyl
DME	1,2-Dimethoxyethane
Ar <sup>Me6</sup>	C <sub>6</sub> H <sub>3</sub> -2,6(C <sub>6</sub> H <sub>2</sub> -2,4,6-Me <sub>3</sub> ) <sub>2</sub>
mes	2,4,6-Me <sub>3</sub> -C <sub>6</sub> H <sub>2</sub>
Tp <sup>Me2</sup>	Tri(3,5 dimethylpyrazolyl)borate)
TACN	1,4,7-Triazacyclononane
DMSO	Dimethyl sulfoxide
Cp <sup>xPh</sup>	C <sub>5</sub> Me <sub>4</sub> Ph
OHF	1,2,3,4,5,6,7,8-Octahydrofluorenyl
dmae	<i>N,N</i> -Dimethylaminoethanolate
TFA	Trifluoacetic acid
H <sub>4</sub> cit	Citric acid
H <sub>2</sub> DBcat	3,5-Di- <i>tert</i> -butylcatechol
HBO	2-(2'-Hydroxyphenyl)benzoxazole
tach	1,3,5-Triaminocyclohexane
en	Ethylenediamine
H <sub>5</sub> hpda	Hydroxypropanediaminotetraacetic acid
HIPAP	<i>N</i> -( <i>tert</i> -Butyl)-3-((3,5-di- <i>tert</i> -butyl-2-hydroxybenzylidene)amino)-propanamide
tdmap	OC(CH <sub>2</sub> NMe <sub>2</sub> ) <sub>3</sub>
S-Phoz	2-(4',4'-Dimethyloxazoline-2'-yl)thiophenolate
bpea	<i>N,N</i> -Bis(2-pyridylmethyl)ethylamine
Bar' <sub>4</sub>	[3,5-(CF <sub>3</sub> ) <sub>2</sub> C <sub>6</sub> H <sub>3</sub> ] <sub>4</sub> B <sup>-</sup>
dien	Diethylenetriamine
Medien	<i>N'</i> -Methyldiethylenetriamine
R-ida	<i>N</i> -( <i>R</i> )Iminodiacetate
<sup>C</sup> Pe	Cyclopentane
tame	<i>tert</i> -Amyl methyl ether
Htphpn	<i>N,N,N',N'</i> -Tetra-(2-methylpyridyl)-2-hydroxypropanediamine
pz	Pyrazolyl
H <sub>2</sub> BMAP	2-[bis(2-mercaptoethyl)aminomethyl]pyridine
Py	Pyridine
H <sub>5</sub> HMeXCG	<i>N,N'</i> -(2-Hydroxy-5-methyl-1,3-xylylene)bis( <i>N</i> -(carboxymethyl)glycine)
H <sub>5</sub> HPhXCG	<i>N,N'</i> -(2-Hydroxy-5-phenyl-1,3-xylylene)bis( <i>N</i> -(carboxymethyl)glycine)
Dma	<i>N,N</i> -Dimethylacetamid
Hbpbp	2,6-Bis(( <i>N,N'</i> -bis-(2-picolyl)amino)methyl)-4- <i>tert</i> -butylphenol
{(TACN)	1,3-Bis(1,4,7-triaza-1-cyclononyl)-2-hydroxypropane
CH <sub>2</sub> CHOH	
N-Et-HPTB	<i>N,N,N',N'</i> -Tetrakis(2-(1-ethylbenzimidazolyl))-2-hydroxy-1,3-diaminopropane
dppoe	1,2-Bis(diphenylphosphine oxide)ethane
dppe	1,2-Bis(diphenylphosphino)ethane
H <sub>3</sub> HMPM	2,6-Bis[{{(1-hydroxy-2-methylpropan-2-yl)(pyridine-2-ylmethyl)}amino}methyl]-4-methylphenol
Me <sub>2</sub> phen	2,9-Dimethyl-1,10-phenanthroline
BIK	Bis(2-methyl-imidazole-2-yl)ketone
<sup>t</sup> Bu <sub>2</sub> DED	1,1-Dicarbo- <i>tert</i> -butoxy-2,2-ethylenedithiolate



tpdt	3,4-Thiophenedithiolate	nmp	<i>N</i> -Methyl-2-pyrrolidinone
$\alpha$ -tpdt	2,3-Thiophenedithiolate	teed	<i>N,N,N',N'</i> -Tetraethylethylenediamine
H <sub>4</sub> pymtH	3,4,5,6-Tetrahydropyrimidine-2-thione	BPBACy	Bis(1-propylbenzimidazol-2-yl)-trans-1,2-cyclohexane
H <sub>3</sub> O <sub>3</sub> N <sub>4</sub>	1-Me-4-OH-3,4-bis(CH <sub>2</sub> N(CH <sub>2</sub> C <sub>5</sub> H <sub>4</sub> N)(CMe <sub>2</sub> CH <sub>2</sub> OH)-C <sub>6</sub> H <sub>2</sub>	dpipa	<i>N,N'</i> -Dimethylpiperazine
Fc	Ferrocenyl	PoxIm	<i>N</i> -Phenyl- <i>N'</i> -{bis(tertbutyl)phosphinooxide}-imidazolylidene
2-TBI	2-Thiobenzimidazol	Dabco	1,4-Diazabicyclo[2.2.2]octane
Mbis	1,1'-Methylenebis(3-methylimidazoline-2-selone)	tib	1,3,5-Tris(1-imidazolyl)benzene
DAMS	<i>Trans</i> -4-(4-dimethylamino-styryl)- <i>N</i> -methylpyridinium	pyr	Pyrrolidine
bipy	Bipyridine	dppbO <sub>2</sub>	1,2-bis(diethylphosphineoxide) benzol
<sup>n</sup> Pr	Normal propyl	tdpmO <sub>3</sub>	tris(diethylphosphineoxide) methan
<sup>sec</sup> Bu	Secondary butyl	BPPIP	Bis-triphenylphosphonio-isophosphindolide
phen	1,10-Phenanthroline	THP	Tetrahydropyran
<sup>o</sup> Py	<i>ortho</i> -Pyridyl	tren	Tris(2-ethylamino)amine
Tab	4-(Trimethylammonio)benzenethiolate	gua	Guanidine
[2.2.2]-crypt	4,7,13,16,21,24-Hexaoxa-1,10-diazabicyclo[8.8.8]hexacosane	bme*daco	Bis( <i>N,N'</i> -2-mercapto-2-methylpropyl)1,5-diazocyclooctane
POPYH <sub>4</sub>	<i>N,N'</i> -Bis(2-hydroxyphenyl)-pyridine-2,6-dicarboxamide	Bdpmn	<i>N,N'</i> -Bis(diphenylmethyl)-3,7-diazabicyclo[3.3.1]nonane
dap	1,2-Diaminopropane	Hbdmap	1,3-Bis-(dimethylamino)-propan-2-ol
tepa	Tetraethylenepentamine	<sup>n</sup> Hep	Normal heptane
Vio	Viologen dication	TAEA	Tris(2-aminoethyl)amine
TMPyP	5,10,15,20-Tetrakis( <i>N</i> -methyl-4-pyridyl)porphyrin	tdci	1,3,5-Trideoxy-1,2,5-tris(dimethylamino)- <i>cis</i> -inositol
DMBPE	<i>N,N'</i> -Dimethyl-1,2-bis(4-pyridinium)-ethylene	Hchp	6-Chloro-2-hydroxypyridine
Cyclam	1,4,8,11-Tetraazacyclotetradecane	dmit	4,5-Dimercapto-1,3-dithiole-2-thionato
Trien	Triethylenetetramin	EDTA	Ethylenediamine-tetraacetate
Teta	Triethylenetetramine	BMMIm	1-Butyl-2,3-dimethyl-imidazolium
Thex	1,1,2-Trimethylpropyl	MCPBA	<i>m</i> -Chloroperbenzoic acid
Np	Naphthyl		
Sty	<i>para</i> -Styryl		
Cy	Cyclohexyl		
Cp	Cyclopentadienyl		
Dipp	2,6-Diisopropylphenyl		
DMEGqu	<i>N</i> -(1,3-Dimethylimidazolidin-2-ylidene)quinoline-8-amine		
8-HQ	8-Hydroxyquinoline		
H <sub>2</sub> naphpz	2-[1 <i>H</i> -Pyrazol-5(3)-yl]naphthalene-1-ol		
dpan	6-Diphenylphosphinoacene-5-yl		
L <sub>OEt</sub>	[Co( $\eta^5$ -C <sub>5</sub> H <sub>5</sub> ) <sub>3</sub> ]{P(O)(OEt) <sub>2</sub> } <sub>3</sub> <sup>-</sup>		
3-NO <sub>2</sub> Tp	3-Nitrotrispyrazolylborate		
SON	(Benzothiazole-2-yl)phenolate		
HBT	2-(2-Hydroxyphenyl)benzothiazole		
H <sub>3</sub> L	2-Hydroxy- <i>N</i> -[2-hydroxy-3-[(2hydroxybenzoyl)amino]propyl]benzamide		
C <sub>4</sub> mim	1-Butyl-3-methylimidazolium		
da6aH <sub>6</sub>	<i>p</i> -Methyl-dimethyldiazacalix[6]areneH <sub>6</sub>		
HMTA	Hexamethylenetetramine		
HBDA	Hexakis(trimethylsilyl)benzodiamidine		
cpz	2-Chloro-10-(3-dimethylaminopropyl)(phenothiazine)		
DENC	<i>N,N</i> -Diethylnicotinamide		
Pz <sup>iPr</sup> 2H	3,5-Diisopropylpyrazole		
DASO	Diallyl sulfoxide		
Amt	1,3-Diamino-1,2,2-trimethylcyclopentane		
CgP	1,3,5,7-Tetramethyl-2,4,6-trioxo-8-phosphatricyclo[3.3.1.1]-decane		

## Author contributions

All authors agreed on the concept of the article and co-wrote the paper.

## Conflicts of interest

There are no conflicts to declare.

## Acknowledgements

Computations for this research were conducted on the Lichtenberg high-performance computer of the TU Darmstadt and at the Höchstleistungsrechenzentrum Stuttgart (HLRS). The authors furthermore acknowledge the computational resources provided by the HPC Core Facility and the HRZ of the Justus-Liebig-Universität Gießen. This work was funded by the Deutsche Forschungsgemeinschaft (DFG, German Research Foundation) under Germany's Excellence Strategy – 2022/1 – 390761711 and within the network of DFG Research Unit FOR 2824.

## Notes and references

- 1 A. F. Holleman, E. Wiberg and N. Wiberg, *Anorganische Chemie*, De Gruyter, Berlin/Boston, 2016.
- 2 H. Decker, *Z. Angew. Chem.*, 1924, **37**, 795.



- 3 S. Landa and V. Macháček, *Collect. Czech. Chem. Commun.*, 1933, **5**, 1.
- 4 W. A. Tilden and R. E. Barnett, *J. Chem. Soc. Trans.*, 1896, **69**, 154.
- 5 H.-H. Yang, C.-H. Chien, C.-C. Yang, F.-C. Liu, A. H. H. Chang, G.-H. Lee and S.-M. Peng, *Dalton Trans.*, 2013, **42**, 1168.
- 6 O. Tardif, M. Nishiura and Z. Hou, *Organometallics*, 2003, **22**, 1171.
- 7 J. Cheng, K. Saliu, G. Y. Kiel, M. J. Ferguson, R. McDonald and J. Takats, *Angew. Chem., Int. Ed.*, 2008, **47**, 4910.
- 8 T. Shima, Y. Luo, T. Stewart, R. Bau, G. J. McIntyre, S. A. Mason and Z. Hou, *Nat. Chem.*, 2011, **3**, 814.
- 9 T. Shima, S. Hu, G. Luo, X. Kang, Y. Luo and Z. Hou, *Science*, 2013, **340**, 1549.
- 10 T. Höllerhage, P. Ghana, T. P. Spaniol, A. Carpentier, L. Maron, U. Englert and J. Okuda, *Angew. Chem., Int. Ed.*, 2022, **61**, e202115379.
- 11 M. Arrowsmith, M. S. Hill, D. J. MacDougall and M. F. Mahon, *Angew. Chem., Int. Ed.*, 2009, **48**, 4013.
- 12 D. Schuhknecht, T. P. Spaniol, I. Douair, L. Maron and J. Okuda, *Chem. Commun.*, 2019, **55**, 14837.
- 13 H. D. Kaesz, B. Fontal, R. Bau, S. W. Kirtley and M. R. Churchill, *J. Am. Chem. Soc.*, 1969, **91**, 1021.
- 14 G. Ciani, A. Sironi and V. G. Albano, *J. Organomet. Chem.*, 1977, **136**, 339.
- 15 A. J. Roberts, W. Clegg, A. R. Kennedy, M. R. Probert, S. D. Robertson and E. Hevia, *Dalton Trans.*, 2015, **44**, 8169.
- 16 L. S. Sharninghausen, B. Q. Mercado, R. H. Crabtree, D. Balcells and J. Campos, *Dalton Trans.*, 2015, **44**, 18403.
- 17 L. S. Sharninghausen, B. Q. Mercado, C. Hoffmann, X. Wang, J. Campos, R. H. Crabtree and D. Balcells, *J. Organomet. Chem.*, 2017, **849–850**, 17.
- 18 K. Izod, C. Wills, W. Clegg and R. W. Harrington, *Organometallics*, 2007, **26**, 2861.
- 19 M. P. Brown, A. K. Holliday and G. M. Way, *J. Chem. Soc., Dalton Trans.*, 1975, 148.
- 20 I. Rayment and H. M. M. Shearer, *J. Chem. Soc., Dalton Trans.*, 1977, 136.
- 21 W. Haubold, W. Keller and G. Sawitzki, *J. Organomet. Chem.*, 1989, **367**, 19.
- 22 R. Köster, H.-J. Horstschäfer, P. Binger and P. K. Mattschei, *Adv. Cycloaddit.*, 1975, **1975**, 1339.
- 23 R. Köster, G. Seidel and B. Wrackmeyer, *Angew. Chem., Int. Ed.*, 1985, **24**, 326.
- 24 W. Uhl, L. Cuypers, B. Neumüller and F. Weller, *Organometallics*, 2002, **21**, 2365.
- 25 A. Dashti-Mommertz, B. Neumüller and Z. A. Aallg, *Chem.*, 1999, **625**, 954.
- 26 C. Y. Tang, A. R. Cowley, A. J. Downs and S. Parsons, *Inorg. Chem.*, 2007, **46**, 5439.
- 27 H. Binder, H. Loos, K. Dermentzis, H. Borrmann and A. Simon, *Chem. Ber.*, 1991, **124**, 427.
- 28 J. Guschlbauer, T. Vollgraff, L. H. Finger, K. Harms and J. Sundermeyer, *ChemistryOpen*, 2021, **10**, 83.
- 29 J. T. Boronski, M. P. Stevens, B. IJzendoorn, A. C. Whitwood and J. M. Slattery, *Angew. Chem., Int. Ed.*, 2021, **60**, 1567.
- 30 C. Ruspic and S. Harder, *Organometallics*, 2005, **24**, 5506.
- 31 S. H. Carpenter, T. M. Baker, S. B. Muñoz, W. W. Brennessel and M. L. Neidig, *Chem. Sci.*, 2018, **9**, 7931.
- 32 S. Wolf, F. Winter, R. Pöttgen, N. Middendorf, W. Klopffer and C. Feldmann, *Chem. Eur J.*, 2012, **18**, 13600.
- 33 M. J. Bennett, F. A. Cotton and B. H. C. Winquist, *J. Am. Chem. Soc.*, 1967, **89**, 5366.
- 34 M. Bochmann, I. Hawkins, M. B. Hursthouse and R. L. Short, *J. Organomet. Chem.*, 1987, **332**, 361.
- 35 M. Bochmann, I. Hawkins, L. J. Yellowlees, M. B. Hursthouse and R. L. Short, *Polyhedron*, 1989, **8**, 1351.
- 36 E. G. Mednikov, N. K. Eremenko, S. P. Gubin, Yu. L. Slovokhotov and Yu. T. Struchkov, *J. Organomet. Chem.*, 1982, **239**, 401.
- 37 A. L. Smith and H. A. Clark, *J. Am. Chem. Soc.*, 1961, **83**, 3345.
- 38 G. Fritz and J. Grobe, *Z. Anorg. Allg. Chem.*, 1962, **315**, 157.
- 39 G. Fritz, R. Haase and D. Kummer, *Z. Anorg. Allg. Chem.*, 1969, **365**, 1.
- 40 E. W. Krahé, R. Mattes, K.-F. Tebbe, H. G. V. Schnering and G. Fritz, *Z. Anorg. Allg. Chem.*, 1972, **393**, 74.
- 41 C. L. Frye, J. M. Klosowski and D. R. Weyenberg, *J. Am. Chem. Soc.*, 1970, **92**, 6379.
- 42 G. Fritz and J. Honold, *Z. Anorg. Allg. Chem.*, 1988, **556**, 23.
- 43 S. N. Gurkova, A. I. Gusev, V. A. Sharapov, T. K. Gar and N. V. Alekseev, *J. Struct. Chem.*, 1979, **20**, 302.
- 44 C. L. Frye and J. M. Klosowski, *J. Am. Chem. Soc.*, 1972, **94**, 7186.
- 45 G. D. Homer and L. H. Sommer, *J. Am. Chem. Soc.*, 1973, **95**, 7700.
- 46 K. K. Laali, G. F. Koser, S. D. Huang and M. Gangoda, *J. Organomet. Chem.*, 2002, **658**, 141.
- 47 G. Fritz, J. Neutzner and H. Volk, *Z. Anorg. Allg. Chem.*, 1983, **497**, 21.
- 48 R. J. Wehmschulte, K. K. Laali, G. L. Borosky and D. R. Powell, *Organometallics*, 2014, **33**, 2146.
- 49 J. Fischer, J. Baumgartner and C. Marschner, *Science*, 2005, **310**, 825.
- 50 T. C. Siu, M. Imex Aguirre Cardenas, J. Seo, K. Boctor, M. G. Shimono, I. T. Tran, V. Carta and T. A. Su, *Angew. Chem., Int. Ed.*, 2022, **61**, e202206877.
- 51 B. Köstler, M. Bolte, H. Lerner and M. Wagner, *Chem. Eur J.*, 2021, **27**, 14401.
- 52 B. Köstler, J. Gilmer, M. Bolte, A. Virovets, H.-W. Lerner, P. Albert, F. Fantuzzi and M. Wagner, *Chem. Commun.*, 2023, **59**, 2295.
- 53 G. Fritz, R. Uhlmann and W. Hölderich, *Z. Anorg. Allg. Chem.*, 1978, **442**, 86.
- 54 W. Hönlle and H. G. von Schnering, *Z. Anorg. Allg. Chem.*, 1978, **442**, 91.
- 55 G. Fritz and R. Biastoch, *Z. Anorg. Allg. Chem.*, 1986, **535**, 63.
- 56 G. Fritz and J. Reuter, *Z. Anorg. Allg. Chem.*, 1989, **578**, 27.
- 57 G. Fritz and J. Reuter, *Z. Anorg. Allg. Chem.*, 1989, **575**, 39.
- 58 A. R. Dahl and A. D. Norman, *J. Am. Chem. Soc.*, 1970, **92**, 5525.
- 59 A. R. Dahl, A. D. Norman, H. Shenav and R. Schaeffer, *J. Am. Chem. Soc.*, 1975, **97**, 6364.



- 60 H. Schumann, *Angew. Chem.*, 1969, **81**, 970.
- 61 O. Fuhr and D. Fenske, *Z. Anorg. Allg. Chem.*, 2004, **630**, 244.
- 62 W. Hönlle and G. von Schnering, *Z. Naturforsch. B*, 1980, **35**, 789.
- 63 G. Becker, G. Gutekunst and H. J. Wessely, *Z. Anorg. Allg. Chem.*, 1980, **462**, 113.
- 64 B. Neumüller and K. Dehnicke, *Z. Anorg. Allg. Chem.*, 2004, **630**, 347.
- 65 M. Müller, A. J. Karttunen and M. R. Buchner, *Chem. Sci.*, 2020, **11**, 5415.
- 66 M. A. Beswick, P. R. Raithby, C. A. Russell, A. Steiner, K. L. Verhorevoort, G. N. Ward and D. S. Wright, *Angew. Chem., Int. Ed.*, 1996, **34**, 2662.
- 67 P. J. Harford, J. Haywood, M. R. Smith, B. N. Bhawal, P. R. Raithby, M. Uchiyama and A. E. H. Wheatley, *Dalton Trans.*, 2012, **41**, 6148.
- 68 K. Kaniewska, Ł. Ponikiewski, N. Szykiewicz, B. Cieślak, J. Pikies, J. Krzystek, A. Dragulescu-Andrasi, S. A. Stoian and R. Grubba, *Dalton Trans.*, 2020, **49**, 10091.
- 69 A. W. Cook, J. D. Bocarsly, R. A. Lewis, A. J. Touchton, S. Morochnik and T. W. Hayton, *Chem. Sci.*, 2020, **11**, 4753.
- 70 H. Nöth and P. Konrad, *Chem. Ber.*, 1968, **101**, 3423.
- 71 U. Thewalt and I. Kawada, *Chem. Ber.*, 1970, **103**, 2754.
- 72 K. W. Henderson, A. R. Kennedy, A. E. McKeown and R. E. Mulvey, *Angew. Chem., Int. Ed.*, 2000, **39**, 3879.
- 73 C. E. Melton, J. W. Dube, P. J. Ragona, J. C. Fettinger and P. P. Power, *Organometallics*, 2014, **33**, 329.
- 74 B. Luo and W. L. Gladfelter, *Inorg. Chem.*, 2002, **41**, 6249.
- 75 H. Schumann and H. Benda, *Angew. Chem.*, 1969, **81**, 1049.
- 76 M. Baudler, W. Oehlert and K.-F. Tebbe, *Z. Anorg. Allg. Chem.*, 1991, **598**, 9.
- 77 P. B. Hitchcock, M. F. Lappert and P. Yin, *J. Chem. Soc., Chem. Commun.*, 1992, 1598.
- 78 R. R. Holmes and J. A. Forstner, *J. Am. Chem. Soc.*, 1960, **82**, 5509.
- 79 R. R. Holmes, *J. Am. Chem. Soc.*, 1961, **83**, 1334.
- 80 T. G. Hill, R. C. Haltiwanger, M. L. Thompson, S. A. Katz and A. D. Norman, *Inorg. Chem.*, 1994, **33**, 1770.
- 81 A. B. Spore, N. M. Rizzo, B. C. Noll and R. D. Sommer, *Inorg. Chim. Acta*, 2010, **364**, 261.
- 82 H.-J. Vetter, H. Nöth and W. Jahn, *Z. Anorg. Allg. Chem.*, 1964, **328**, 144.
- 83 J. Weiss and W. Eisenhuth, *Z. Anorg. Allg. Chem.*, 1967, **350**, 9.
- 84 O. J. Scherer, K. Andres, C. Krüger, Y.-H. Tsay and G. Wolmerhäser, *Angew. Chem., Int. Ed.*, 1980, **19**, 571.
- 85 A. Bashall, E. L. Doyle, F. Garcia, G. T. Lawson, D. J. Linton, D. Moncrieff, M. McPartlin, A. D. Woods and D. S. Wright, *Chem. Eur J.*, 2002, **8**, 5723.
- 86 Y. X. Shi, K. Xu, J. K. Clegg, R. Ganguly, H. Hirao, T. Frišćić and F. Garcia, *Angew. Chem., Int. Ed.*, 2016, **55**, 12736.
- 87 G. W. Hunt and A. W. Cordes, *Inorg. Chem.*, 1974, **13**, 1688.
- 88 R. R. Holmes and J. A. Forstner, *Inorg. Chem.*, 1963, **2**, 377.
- 89 J. G. Riess and A. Wolff, *J. Chem. Soc., Chem. Commun.*, 1972, 1050.
- 90 F. Casabianca, A. A. Pinkerton and J. G. Riess, *Inorg. Chem.*, 1977, **16**, 864.
- 91 F. Casabianca, F. A. Cotton, J. G. Riess, C. E. Rice and B. R. Stults, *Inorg. Chem.*, 1978, **17**, 3232.
- 92 F. A. Cotton, J. G. Riess, C. E. Rice and B. R. Stults, *Inorg. Chem.*, 1978, **17**, 3521.
- 93 F. A. Cotton, J. G. Riess, C. E. Rice and B. R. Stults, *Inorg. Chem.*, 1982, **21**, 3123.
- 94 J. G. Riess and J. R. Van Wazer, *J. Organomet. Chem.*, 1967, **8**, 347.
- 95 J. Bedard, N. J. Roberts, M. Shayan, K. L. Bamford, U. Werner-Zwanziger, K. M. Marczenko and S. S. Chitnis, *Angew. Chem., Int. Ed.*, 2022, **61**, e202204851.
- 96 H. Jacobs, S. Pollok and F. Golinski, *Z. Anorg. Allg. Chem.*, 1994, **620**, 1213.
- 97 F. Golinski and H. Jacobs, *Z. Anorg. Allg. Chem.*, 1995, **621**, 29.
- 98 H. Schmidbauer, M. Schmidt, A. Schier, J. Riede, T. Tamm and P. Pykkö, *J. Am. Chem. Soc.*, 1998, **120**, 2967.
- 99 K. F. Tesh and T. P. Hanusa, *J. Chem. Soc., Chem. Commun.*, 1991, 879.
- 100 E. Le Coz, J. Hammoud, T. Roisnel, M. Cordier, V. Dorcet, S. Kahlal, J. Carpentier, J. Saillard and Y. Sarazin, *Chem. Eur J.*, 2021, **27**, 11966.
- 101 F. Zhang, J. Zhang and X. Zhou, *Inorg. Chem.*, 2017, **56**, 2070.
- 102 K. Wieghardt, D. Ventur, Y. H. Tsai and C. Krüger, *Inorg. Chim. Acta*, 1985, **99**, L25.
- 103 S. Rabe and U. Müller, *Z. Naturforsch. B*, 1997, **52**, 1291.
- 104 L. M. Babcock, V. W. Day and W. G. Klemperer, *J. Chem. Soc., Chem. Commun.*, 1987, 858.
- 105 J. Schellenberg, *Eur. Polym. J.*, 2004, **40**, 2259.
- 106 M. Björgvinsson, S. Halldorsson, I. Arnason, J. Magull and D. Fenske, *J. Organomet. Chem.*, 1997, **544**, 207.
- 107 S. C. Yoon, B.-J. Bae, I.-H. Suh and J. T. Park, *Organometallics*, 1999, **18**, 2049.
- 108 T. E. Hanna, E. Lobkovsky and P. J. Chirik, *Inorg. Chem.*, 2007, **46**, 2359.
- 109 A. A. Tahir, M. Hamid, M. Mazhar, M. Zeller, A. D. Hunter, M. Nadeem and M. J. Akhtar, *Dalton Trans.*, 2008, 1224.
- 110 M. A. Ehsan, A. A. Tahir, M. Hamid, M. Mazhar, K. G. U. Wijayantha and M. Zeller, *Inorg. Chim. Acta*, 2011, **376**, 189.
- 111 M. A. Ehsan, H. Khaledi, A. Pandikumar, N. M. Huang, Z. Arifin and M. Mazhar, *J. Solid State Chem.*, 2015, **230**, 155.
- 112 N. Engelberg, A. Bino and E. Y. Tshuva, *Inorg. Chim. Acta*, 2020, **503**, 119429.
- 113 Y. Chi, J.-W. Lan, W.-L. Ching, S.-M. Peng and G.-H. Lee, *J. Chem. Soc., Dalton Trans.*, 2000, 2923.
- 114 F. Bottomley, C. P. Magill and B. Zhao, *Organometallics*, 1990, **9**, 1700.
- 115 S. Pappuru, D. Chakraborty and V. Ramkumar, *Dalton Trans.*, 2017, **46**, 16640.
- 116 A. Noll and U. Müller, *Z. Anorg. Allg. Chem.*, 1999, **625**, 1721.
- 117 D. Wormsbächer, K. M. Nicholas and A. L. Rheingold, *J. Chem. Soc., Chem. Commun.*, 1985, 721.
- 118 J. Glerup, H. Weihe, P. A. Goodson and D. J. Hodgson, *Inorg. Chim. Acta*, 1993, **212**, 281.



- 119 S. B. Mukkamala, R. Clérac, C. E. Anson and A. K. Powell, *Polyhedron*, 2006, **25**, 530.
- 120 N. Zwettler, M. A. Ehweiner, J. A. Schachner, A. Dupé, F. Belaj and N. C. Mösch-Zanetti, *Molecules*, 2019, **24**, 1814.
- 121 H. Choujaa, A. L. Johnson, G. Kociok-Köhn and K. C. Molloy, *Dalton Trans.*, 2012, **41**, 11393.
- 122 H. Choujaa, A. L. Johnson, G. Kociok-Köhn and K. C. Molloy, *Polyhedron*, 2013, **63**, 199.
- 123 S. Kuwata, Y. Mizobe and M. Hidai, *J. Chem. Soc., Dalton Trans.*, 1997, 1753.
- 124 L. M. Peschel, C. Vidovič, F. Belaj, D. Neshchadin and N. C. Mösch-Zanetti, *Chem. Eur J.*, 2019, **25**, 3893.
- 125 K. Wieghardt, U. Bossek and W. Gebert, *Angew. Chem., Int. Ed.*, 1983, **22**, 328.
- 126 K. Wieghardt, U. Bossek, B. Nuber, J. Weiss, J. Bonvoisin, M. Corbella, S. E. Vitols and J. J. Girerd, *J. Am. Chem. Soc.*, 1988, **110**, 7398.
- 127 L. Zhang, S. Yan, C. Li, D. Liao, Z. Jiang, P. Cheng, G. Wang, L. Weng and X. Leng, *J. Chem. Crystallogr.*, 2000, **30**, 251.
- 128 T. H. Bennur, D. Srinivas, S. Sivasanker and V. G. Puranik, *J. Mol. Catal. A: Chem.*, 2004, **219**, 209.
- 129 C. E. Dubé, S. Mukhopadhyay, P. J. Bonitatebus, R. J. Staples and W. H. Armstrong, *Inorg. Chem.*, 2005, **44**, 5161.
- 130 K. S. Hagen, T. D. Westmoreland, M. J. Scott and W. H. Armstrong, *J. Am. Chem. Soc.*, 1989, **111**, 1907.
- 131 C. E. Dubé, D. W. Wright, S. Pal, P. J. Bonitatebus and W. H. Armstrong, *J. Am. Chem. Soc.*, 1998, **120**, 3704.
- 132 S. Mukhopadhyay, H. J. Mok, R. J. Staples and W. H. Armstrong, *J. Am. Chem. Soc.*, 2004, **126**, 9202.
- 133 T. Costa, J. R. Dorfman, K. S. Hagen and R. H. Holm, *Inorg. Chem.*, 1983, **22**, 4091.
- 134 H.-O. Stephan, K. Griesar, H. Wolfgang and G. Henkel, *Z. Naturforsch. B*, 1994, **49**, 1620.
- 135 H.-O. Stephan and G. Henkel, *Polyhedron*, 1996, **15**, 501.
- 136 M. Mikuriya and T. Kotera, *Chem. Lett.*, 1998, **27**, 971.
- 137 B. P. Murch, P. D. Boyle and L. Que, *J. Am. Chem. Soc.*, 1985, **107**, 6728.
- 138 W. Schmitt, M. Murugesu, J. C. Goodwin, J. P. Hill, A. Mandel, R. Bhalla, C. E. Anson, S. L. Heath and A. K. Powell, *Polyhedron*, 2001, **20**, 1687.
- 139 W. Schmitt, P. A. Jordan, R. K. Henderson, G. R. Moore, C. E. Anson and A. K. Powell, *Coord. Chem. Rev.*, 2002, **228**, 115.
- 140 M. Ghiladi, F. B. Larsen, C. J. McKenzie, I. Søtofte and J.-P. Tuchagues, *Dalton Trans.*, 2005, 1687.
- 141 J. L. Sessler, J. W. Sibert, A. K. Burrell, V. Lynch, J. T. Markert and C. L. Wooten, *Inorg. Chem.*, 1993, **32**, 4277.
- 142 A. Majumdar, U.-P. Apfel, Y. Jiang, P. Moënne-Loccoz and S. J. Lippard, *Inorg. Chem.*, 2014, **53**, 167.
- 143 A. Pietrzak, J. Guschlbauer and P. Kaszyński, *Materials*, 2021, **14**, 6840.
- 144 S. Drueke, K. Wieghardt, B. Nuber, J. Weiss, E. L. Bominaar, A. Sawaryn, H. Winkler and A. X. Trautwein, *Inorg. Chem.*, 1989, **28**, 4477.
- 145 D. Zipse, K. A. Abboud and N. S. Dalal, *J. Appl. Phys.*, 2003, **93**, 7086.
- 146 M. K. Jin, Y. Kim, D.-Y. Jung, M. Heu, S. Yoon and B. J. Suh, *Bull. Korean Chem. Soc.*, 2005, **26**, 253.
- 147 K. S. Hagen, J. M. Berg and R. H. Holm, *Inorg. Chim. Acta*, 1980, **45**, L17.
- 148 K. S. Hagen, D. W. Stephan and R. H. Holm, *Inorg. Chem.*, 1982, **21**, 3928.
- 149 K. S. Hagen and R. H. Holm, *Inorg. Chem.*, 1984, **23**, 418.
- 150 D. Coucouvanis, M. Kanatzidis, E. Simhon and N. C. Baenziger, *J. Am. Chem. Soc.*, 1982, **104**, 1874.
- 151 M. A. Whitener, J. K. Bashkin, K. S. Hagen, J. J. Girerd, E. Gamp, N. Edelstein and R. H. Holm, *J. Am. Chem. Soc.*, 1986, **108**, 5607.
- 152 A. L. Eckermann, M. Wunder, D. Fenske, T. B. Rauchfuss and S. R. Wilson, *Inorg. Chem.*, 2002, **41**, 2004.
- 153 P. Mondal, R. Singh, A. Hens, J. Cano, E. Colacio and K. K. Rajak, *Polyhedron*, 2013, **65**, 60.
- 154 I. G. Dance, *J. Am. Chem. Soc.*, 1979, **101**, 6264.
- 155 D. Fenske, J. Meyer and K. Merzweiler, *Z. Naturforsch. B*, 1987, **42**, 1207.
- 156 W. Tremel, B. Krebs, K. Greiwe, W. Simon, H.-O. Stephan and G. Henkel, *Z. Naturforsch. B*, 1992, **47**, 1580.
- 157 I. G. Dance, *J. Chem. Soc., Chem. Commun.*, 1976, 103.
- 158 I. G. Dance and J. C. Calabrese, *Inorg. Chim. Acta*, 1976, **19**, L41.
- 159 I. G. Dance, G. A. Bowmaker, G. R. Clark and J. K. Seadon, *Polyhedron*, 1983, **2**, 1031.
- 160 D. Coucouvanis, C. N. Murphy and S. K. Kanodia, *Inorg. Chem.*, 1980, **19**, 2993.
- 161 M. Baumgartner, W. Bensch, P. Hug and E. Dubler, *Inorg. Chim. Acta*, 1987, **136**, 139.
- 162 A. Eichhöfer, H. Sommer, V. Andrushko, S. Indris and S. Malik, *Eur. J. Inorg. Chem.*, 2013, **2013**, 1531.
- 163 G. Bowmaker and L. Tan, *Aust. J. Chem.*, 1979, **32**, 1443.
- 164 M. Baumgartner, H. Schmalle and C. Baerlocher, *J. Solid State Chem.*, 1993, **107**, 63.
- 165 M. Baumgartner, H. Schmalle and E. Dubler, *Polyhedron*, 1990, **9**, 1155.
- 166 K. Fujisawa, S. Imai, S. Suzuki, Y. Moro-oka, Y. Miyashita, Y. Yamada and K. Okamoto, *J. Inorg. Biochem.*, 2000, **82**, 229.
- 167 S. Zeevi and E. Y. Tshuva, *Eur. J. Inorg. Chem.*, 2007, **2007**, 5369.
- 168 A. Kohner-Kerten and E. Y. Tshuva, *J. Organomet. Chem.*, 2008, **693**, 2065.
- 169 C. Chen, Z. Weng and J. F. Hartwig, *Organometallics*, 2012, **31**, 8031.
- 170 B. K. Maiti, K. Pal and S. Sarkar, *Eur. J. Inorg. Chem.*, 2007, **2007**, 5548.
- 171 A. T. Royappa, R. J. Papoular, M. Gembicky, W. Shepard, A. D. Ross, A. G. Stemen, J. J. Bobbitt, D. T. Doan, S. H. Lapidus, D. H. Johnston and A. Filatov, *Polyhedron*, 2022, **222**, 115873.
- 172 A. F. Stange, E. Waldhör, M. Moscherosch and W. Kaim, *Z. Naturforsch. B*, 1995, **50**, 115.
- 173 X. Jin, K. Tang, Y. Long and Y. Tang, *Acta Crystallogr.*, 1999, **C55**, 1799.
- 174 O. Kluge and H. Krautscheid, *Inorg. Chem.*, 2012, **51**, 6655.





- 175 M. W. DeGroot, M. W. Cockburn, M. S. Workentin and J. F. Corrigan, *Inorg. Chem.*, 2001, **40**, 4678.
- 176 J. R. Nicholson, I. L. Abrahams, W. Clegg and C. D. Garner, *Inorg. Chem.*, 1985, **24**, 1092.
- 177 G. Henkel, B. Krebs, P. Betz, H. Fietz and K. Saatkamp, *Angew. Chem., Int. Ed.*, 1988, **27**, 1326.
- 178 M. Baumgartner, H. Schmalle and E. Dubler, *Inorg. Chim. Acta*, 1993, **208**, 135.
- 179 M. Kischel, G. Dornberg and H. Krautscheid, *Inorg. Chem.*, 2014, **53**, 1614.
- 180 J. Dai, M. Munakata, Y. Ohno, G. Bian and Y. Suenaga, *Inorg. Chim. Acta*, 1999, **285**, 332.
- 181 D. Belo, M. J. Figueira, J. Mendonça, I. C. Santos, M. Almeida, R. T. Henriques, M. T. Duarte, C. Rovira and J. Veciana, *Eur. J. Inorg. Chem.*, 2005, **2005**, 3337.
- 182 S. Kanodia and D. Coucouvanis, *Inorg. Chem.*, 1982, **21**, 469.
- 183 D. Coucouvanis, S. Kanodia, D. Swenson, S. J. Chen, T. Stuedemann, N. C. Baenziger, R. Pedelty and M. Chu, *J. Am. Chem. Soc.*, 1993, **115**, 11271.
- 184 A. Müller, N. H. Schladerbeck, E. Krickemeyer, H. Bögge, K. Schmitz, E. Bill and A. X. Trautwein, *Z. Anorg. Allg. Chem.*, 1989, **570**, 7.
- 185 E. H. Griffith, G. W. Hunt and E. L. Amma, *J. Chem. Soc., Chem. Commun.*, 1976, 432.
- 186 M. Van Meerssche, R. Kamara, G. Germain and J. P. Declercq, *Bull. Soc. Chim. Belg.*, 1982, **91**, 553.
- 187 J. P. Declercq, R. Kamara, C. Moreaux, J. M. Dereppe, G. Germain and M. Van Meerssche, *Acta Crystallogr.*, 1978, **B34**, 1036.
- 188 S. Kitagawa, Y. Nozaka, M. Munakata and S. Kawata, *Inorg. Chim. Acta*, 1992, **197**, 169.
- 189 V. V. Olijnyk, Ya. E. Filinchuk and N. L. Pandiak, *Z. Anorg. Allg. Chem.*, 2003, **629**, 1904.
- 190 R. C. Bott, G. A. Bowmaker, C. A. Davis, G. A. Hope and B. E. Jones, *Inorg. Chem.*, 1998, **37**, 651.
- 191 L. A. Solov'ev, A. D. Vasil'ev and N. N. Golovnev, *Russ. J. Coord. Chem.*, 2002, **28**, 587.
- 192 C. Pakawatchai, Y. Thanyasirikul, T. Saepae, S. Pansook, H.-K. Fun and K. Chinnakali, *Acta Crystallogr.*, 1998, **C54**, 1750.
- 193 G. A. Bowmaker, J. V. Hanna, C. Pakawatchai, B. W. Skelton, Y. Thanyasirikul and A. H. White, *Inorg. Chem.*, 2009, **48**, 350.
- 194 Ya. E. Filinchuk, V. V. Oliinik, T. Glovyak and M. G. Mys'kiv, *Russ. J. Coord. Chem.*, 2001, **27**, 126.
- 195 O. Siiman, C. P. Huber and M. L. Post, *Inorg. Chim. Acta*, 1977, **25**, L11.
- 196 C. P. Huber, M. L. Post and O. Siiman, *Acta Crystallogr.*, 1978, **B34**, 2629.
- 197 H. Liu, N. A. G. Bandeira, M. J. Calhorda, M. G. B. Drew, V. Félix, J. Novosad, F. F. D. Biani and P. Zanello, *J. Organomet. Chem.*, 2004, **689**, 2808.
- 198 M. C. Aragoni, M. Arca, M. B. Carrea, F. Demartin, F. A. Devillanova, A. Garau, M. B. Hursthouse, S. L. Huth, F. Isaia, V. Lippolis, H. R. Ogilvie and G. Verani, *Eur. J. Inorg. Chem.*, 2006, **2006**, 200.
- 199 A. Banerjee, R. Singh, P. Mondal, E. Colacio and K. K. Rajak, *Eur. J. Inorg. Chem.*, 2010, **2010**, 790.
- 200 G. Henkel, P. Betz and B. Krebs, *Angew. Chem., Int. Ed.*, 1987, **26**, 145.
- 201 A. I. Wallbank and J. F. Corrigan, *J. Cluster Sci.*, 2004, **15**, 225.
- 202 P. Sun, X. Tang, W. Yang, X. Wang, R. Zhou, N. Chen and S.-F. Yuan, *Inorg. Chem.*, 2022, **61**, 9251.
- 203 J. Zhao, D. Adcock, W. T. Pennington and J. W. Kolis, *Inorg. Chem.*, 1990, **29**, 4358.
- 204 M. G. Kanatzidis and S.-P. Huang, *Angew. Chem., Int. Ed.*, 1989, **28**, 1513.
- 205 S. Canales, O. Crespo, M. C. Gimeno, P. G. Jones, A. Laguna, A. Silvestru and C. Silvestru, *Inorg. Chim. Acta*, 2003, **347**, 16.
- 206 M. T. Aroz, M. C. Gimeno, M. Kulcsar, A. Laguna and V. Lippolis, *Eur. J. Inorg. Chem.*, 2011, **2011**, 2884.
- 207 J. L. Hencher, M. Khan, F. F. Said and D. G. Tuck, *Inorg. Nucl. Chem. Lett.*, 1981, **17**, 287.
- 208 J. L. Hencher, M. A. Khan, F. F. Said and D. G. Tuck, *Polyhedron*, 1985, **4**, 1263.
- 209 L. Pandolfo, R. Seraglia, A. Venzo, S. Gross and G. Kickelbick, *Inorg. Chim. Acta*, 2005, **358**, 2739.
- 210 I. G. Dance, *Inorg. Chem.*, 1981, **20**, 2155.
- 211 J. Sun, X. Tao, Y. Chuai, F. Wang, D. Zou, J. Yang, Y. Ren, Z. Liu and M. Jiang, *Inorg. Chem. Commun.*, 2006, **9**, 942.
- 212 Y. Liu, Q. Lin, Q. Zhang, X. Bu and P. Feng, *Chem. Eur. J.*, 2014, **20**, 8297.
- 213 M. Gelinsky and H. Vahrenkamp, *Z. Anorg. Allg. Chem.*, 2002, **628**, 1017.
- 214 P. A. W. Dean, J. J. Vittal and N. C. Payne, *Inorg. Chem.*, 1987, **26**, 1683.
- 215 J. J. Vittal, P. A. W. Dean and N. C. Payne, *Can. J. Chem.*, 1992, **70**, 792.
- 216 A. Choy, D. Craig, I. Dance and M. Scudder, *J. Chem. Soc., Chem. Commun.*, 1982, 1246.
- 217 K. S. Hagen and R. H. Holm, *Inorg. Chem.*, 1983, **22**, 3171.
- 218 X. Zhang, Y. Tian, F. Jin, J. Wu, Y. Xie, X. Tao and M. Jiang, *Cryst. Growth Des.*, 2005, **5**, 565.
- 219 J.-B. Jiang, G.-Q. Bian, Y.-P. Zhang, W. Luo, Q.-Y. Zhu and J. Dai, *Dalton Trans.*, 2011, **40**, 9551.
- 220 Y. Matsunaga, K. Fujisawa, N. Ibi, M. Fujita, T. Ohashi, N. Amir, Y. Miyashita, K. Aika, Y. Izumi and K. Okamoto, *J. Inorg. Biochem.*, 2006, **100**, 239.
- 221 C. Xu, Z. Zhou and H. Han, *Crystals*, 2022, **12**, 1236.
- 222 P. A. W. Dean and J. J. Vittal, *Inorg. Chem.*, 1986, **25**, 514.
- 223 X.-Y. Tang, R.-X. Yuan, J.-X. Chen, W. Zhao, A.-X. Zheng, M. Yu, H.-X. Li, Z.-G. Ren and J.-P. Lang, *Dalton Trans.*, 2012, **41**, 6162.
- 224 P. A. W. Dean, N. C. Payne, J. Wranich and J. J. Vittal, *Polyhedron*, 1998, **17**, 2411.
- 225 P. A. W. Dean and V. Manivannan, *Inorg. Chem.*, 1990, **29**, 2997.
- 226 P. A. W. Dean, J. J. Vittal and Y. Wu, *Can. J. Chem.*, 1992, **70**, 779.
- 227 K. S. Anjali, K. W. K. Thia, T. T. Low, M. Q. Chen, H. Huan and J. J. Vittal, *Main Group Met. Chem.*, 2001, **24**, 229.



- 228 V. N. Soloviev, A. Eichhöfer, D. Fenske and U. Banin, *J. Am. Chem. Soc.*, 2001, **123**, 2354.
- 229 T. P. Lebold, D. L. B. Stringle, M. S. Workentin and J. F. Corrigan, *Chem. Commun.*, 2003, 1398.
- 230 R. Stieler, F. Bublitz, E. Schulz Lang and G. Manzoni De Oliveira, *Polyhedron*, 2012, **31**, 596.
- 231 K. Tang, T. Xia, X. Jin and Y. Tang, *Polyhedron*, 1994, **13**, 3023.
- 232 C. Xu, H.-T. Shi, Z.-F. Xin, A.-Q. Jia and Q.-F. Zhang, *J. Cluster Sci.*, 2014, **25**, 1353.
- 233 F. D. Da Silva, A. L. Hennemann, R. A. Burrow, E. S. Lang, U. Abram and S. S. Dos Santos, *J. Cluster Sci.*, 2022, **33**, 815.
- 234 R.-F. Wang, W.-G. Zhang, J. Fan and S.-L. Wang, *Z. Kristallogr.*, 2005, **220**, 61.
- 235 P. A. W. Dean, N. C. Payne, J. J. Vittal and Y. Yu, *Inorg. Chem.*, 1993, **32**, 4632.
- 236 P. A. W. Dean, J. J. Vittal and M. H. Trattner, *Inorg. Chem.*, 1987, **26**, 4245.
- 237 J. J. Vittal, P. A. W. Dean and N. C. Payne, *Can. J. Chem.*, 1993, **71**, 2043.
- 238 J. Martí-Rujas and M. Cametti, *New J. Chem.*, 2014, **38**, 1385.
- 239 Y. Pérez, A. L. Johnson and P. R. Raithby, *Polyhedron*, 2011, **30**, 284.
- 240 B. Krebs, D. Voelker and K.-O. Stiller, *Inorg. Chim. Acta*, 1982, **65**, L101.
- 241 J. Zhou, Y. Zhang, G.-Q. Bian, C.-Y. Li, X.-X. Chen and J. Dai, *Cryst. Growth Des.*, 2008, **8**, 2235.
- 242 C. L. Cahill and J. B. Parise, *J. Chem. Soc., Dalton Trans.*, 2000, 1475.
- 243 M. Sun, S. Zhang, K.-Y. Wang, J. Wang, L. Cheng, J.-Y. Zhu, Y.-M. Zhao and C. Wang, *Inorg. Chem.*, 2021, **60**, 7115.
- 244 R. J. Wehmschulte and P. P. Power, *J. Am. Chem. Soc.*, 1997, **119**, 9566.
- 245 H. Schmidbaur and S. D. Nogaï, *Z. Anorg. Allg. Chem.*, 2004, **630**, 2218.
- 246 A. Boardman, S. E. Jeffs, R. W. H. Small and I. J. Worrall, *Inorg. Chim. Acta*, 1984, **83**, L39.
- 247 A. Boardman, R. W. H. Small and I. J. Worrall, *Inorg. Chim. Acta*, 1986, **120**, L23.
- 248 K. Wieghardt, M. Kleine-Boymann, B. Nuber and J. Weiss, *Inorg. Chem.*, 1986, **25**, 1654.
- 249 J. D. Young, M. A. Khan, D. R. Powell and R. J. Wehmschulte, *Eur. J. Inorg. Chem.*, 2007, **2007**, 1671.
- 250 G. Linti and W. Köstler, *Chem. Eur J.*, 1998, **4**, 942.
- 251 C. Schnitter, H. W. Roesky, T. Albers, H.-G. Schmidt, C. Röpken, E. Parisini and G. M. Sheldrick, *Chem. Eur J.*, 1997, **3**, 1783.
- 252 S. S. Al-Juaid, N. H. Buttrus, C. Eaborn, P. B. Hitchcock, A. T. L. Roberts, J. D. Smith and A. C. Sullivan, *J. Chem. Soc., Chem. Commun.*, 1986, 908.
- 253 M. Ribes, J. Olivier-Fourcade, E. Philippot and M. Maurin, *J. Solid State Chem.*, 1973, **8**, 195.
- 254 B. Eisenmann, J. Hansa and H. Schäfer, *Z. Naturforsch. B*, 1985, **40**, 450.
- 255 B. Eisenmann and H. Schäfer, *Z. Anorg. Allg. Chem.*, 1982, **491**, 67.
- 256 B. Krebs and S. Pohl, *Z. Naturforsch. B*, 1971, **26**, 853.
- 257 E. Philippot, M. Ribes and M. Maurin, *Rev. Chim. Miner.*, 1971, **8**, 477.
- 258 S. Pohl and B. Krebs, *Z. Anorg. Allg. Chem.*, 1976, **424**, 265.
- 259 B. Krebs and H. Müller, *Z. Anorg. Allg. Chem.*, 1983, **496**, 47.
- 260 C. L. Bowes, A. J. Lough, A. Malek, G. A. Ozin, S. Petrov and D. Young, *Chem. Ber.*, 1996, **129**, 283.
- 261 K. O. Klepp and M. Zeitlinger, *Z. Kristallogr.*, 2000, **215**, 7.
- 262 G. Eulenberger, *Acta Crystallogr.*, 1976, **B32**, 3059.
- 263 O. M. Yaghi, Z. Sun, D. A. Richardson and T. L. Groy, *J. Am. Chem. Soc.*, 1994, **116**, 807.
- 264 J. Y. Pivan, O. Achak, M. Louer and D. Louer, *Chem. Mater.*, 1994, **6**, 827.
- 265 R. Bedard, L. D. Vail, S. T. Wilson and E. N. Flanigen, Crystalline Microporous Metal Sulfide Compositions, *US Pat.*, 4880761, 1989.
- 266 M. J. MacLachlan, S. Petrov, R. L. Bedard, I. Manners and G. A. Ozin, *Angew. Chem., Int. Ed.*, 1998, **37**, 2075.
- 267 B. Eisenmann and J. Hansa, *Z. für Kristallogr. – Cryst. Mater.*, 1993, **205**, 325.
- 268 B. Eisenmann and J. Hansa, *Z. für Kristallogr. – Cryst. Mater.*, 1993, **206**, 101.
- 269 W. S. Sheldrick and B. Schaaf, *Z. Naturforsch. B*, 1995, **50**, 1469.
- 270 W. S. Sheldrick and B. Schaaf, *Z. Naturforsch. B*, 1994, **49**, 655.
- 271 G. Eulenberger, *Z. Naturforsch. B*, 1981, **36**, 521.
- 272 H. Ahari, A. Garcia, S. Kirkby, G. A. Ozin, D. Young and A. J. Lough, *J. Chem. Soc., Dalton Trans.*, 1998, 2023.
- 273 R. Blachnik and A. Fehlker, *Z. Kristallogr.*, 2000, **215**, 95.
- 274 S. S. Dhingra and R. C. Haushalter, *Polyhedron*, 1994, **13**, 2775.
- 275 K. Tsamourtzi, J.-H. Song, T. Bakas, A. J. Freeman, P. N. Trikalitis and M. G. Kanatzidis, *Inorg. Chem.*, 2008, **47**, 11920.
- 276 A. M. Pirani, H. P. A. Mercier, D. A. Dixon, H. Borrmann and G. J. Schrobilgen, *Inorg. Chem.*, 2001, **40**, 4823.
- 277 J. Campbell, D. P. DiCiommo, H. P. A. Mercier, A. M. Pirani, G. J. Schrobilgen and M. Willuhn, *Inorg. Chem.*, 1995, **34**, 6265.
- 278 H. Ahari, A. Lough, S. Petrov, G. A. Ozin and R. L. Bedard, *J. Mater. Chem.*, 1999, **9**, 1263.
- 279 A. Fehlker and R. Blachnik, *Z. Anorg. Allg. Chem.*, 2001, **627**, 411.
- 280 A. Fehlker and R. Blachnik, *Z. Anorg. Allg. Chem.*, 2001, **627**, 1128.
- 281 K.-Y. Wang, S. Zhang, H.-W. Liu, L. Cheng and C. Wang, *Inorg. Chem.*, 2019, **58**, 12832.
- 282 M. Duchardt, S. Haddadpour, T. Kaib, P. Bron, B. Roling and S. Dehnen, *Inorg. Chem.*, 2021, **60**, 5224.
- 283 C.-W. Park, M. A. Pell and J. A. Ibers, *Inorg. Chem.*, 1996, **35**, 4555.
- 284 F. Bonhomme and M. G. Kanatzidis, *Chem. Mater.*, 1998, **10**, 1153.
- 285 M. Wachhold and M. G. Kanatzidis, *Chem. Mater.*, 2000, **12**, 2914.
- 286 K. K. Rangan and M. G. Kanatzidis, *Inorg. Chim. Acta*, 2004, **357**, 4036.



- 287 M.-S. Wang, W.-T. Chen, L.-Z. Cai, G.-W. Zhou, G.-C. Guo and J.-S. Huang, *J. Cluster Sci.*, 2003, **14**, 495.
- 288 J. Lin, Z. Fu, J. Zhang, Y. Zhu, D. Hu, D. Li and T. Wu, *Inorg. Chem.*, 2017, **56**, 3119.
- 289 X.-L. Sun, Q.-Y. Zhu, W.-Q. Mu, L.-W. Qian, L. Yu, J. Wu, G.-Q. Bian and J. Dai, *Dalton Trans.*, 2014, **43**, 12582.
- 290 J. Xu, L.-J. Xue, J.-L. Hou, Z.-N. Yin, X. Zhang, Q.-Y. Zhu and J. Dai, *Inorg. Chem.*, 2017, **56**, 8036.
- 291 X.-L. Sun, Q.-Y. Zhu, L.-W. Qian, L. Yu, Z.-G. Ren, G.-Q. Bian and J. Dai, *Inorg. Chem. Commun.*, 2014, **46**, 130.
- 292 F. Danker, C. Näther, F. Pielnhöfer and W. Bensch, *Eur. J. Inorg. Chem.*, 2017, **2017**, 4317.
- 293 W.-Q. Mu, Q.-Y. Zhu, L.-S. You, X. Zhang, W. Luo, G.-Q. Bian and J. Dai, *Inorg. Chem.*, 2012, **51**, 1330.
- 294 J.-J. Liang, J. Zhao, W.-W. Tang, Y. Zhang and D.-X. Jia, *Inorg. Chem. Commun.*, 2011, **14**, 1023.
- 295 F. Zhang, X. Liu, J. Zhou, X.-H. Yin and J. He, *Monatsh. Chem.*, 2011, **142**, 763.
- 296 F. Zhang, X.-H. Yin, X. Liu and J. Zhou, *Z. Anorg. Allg. Chem.*, 2011, **637**, 1388.
- 297 G.-N. Liu, J.-D. Lin, Z.-N. Xu, Z.-F. Liu, G.-C. Guo and J.-S. Huang, *Cryst. Growth Des.*, 2011, **11**, 3318.
- 298 H.-P. Xiao, J. Zhou, X.-L. Wang, H.-H. Zou, R.-Q. Zhao and H. Xiao, *Dalton Trans.*, 2014, **43**, 12306.
- 299 H.-Y. Luo and J. Zhou, *Dalton Trans.*, 2018, **47**, 14751.
- 300 J. Zhou, H. Xiao, H.-P. Xiao, T. Yang, H.-H. Zou, X. Liu, R.-Q. Zhao and Q. Tang, *Dalton Trans.*, 2015, **44**, 1350.
- 301 M.-L. Feng, W.-W. Xiong, D. Ye, J.-R. Li and X.-Y. Huang, *Chem.-Asian J.*, 2010, **5**, 1817.
- 302 T. Van Almsick, A. Kromm and W. S. Sheldrick, *Z. Anorg. Allg. Chem.*, 2005, **631**, 19.
- 303 P. Pfeiffer and L. Rügheimer, *Ber. Dtsch. Chem. Ges.*, 1903, **36**, 3027.
- 304 J. A. Forstner and E. L. Muetterties, *Inorg. Chem.*, 1966, **5**, 552.
- 305 J. C. J. Bart and J. J. Daly, *J. Chem. Soc., Dalton Trans.*, 1975, 2063.
- 306 M. Unno, Y. Kawai, H. Shioyama and H. Matsumoto, *Organometallics*, 1997, **16**, 4428.
- 307 M. Unno, D. Ishii and H. Matusmoto, *Bull. Chem. Soc. Jpn.*, 1999, **72**, 2469.
- 308 N. Rinn, L. Guggolz, H. Y. Hou and S. Dehnen, *Chem. Eur J.*, 2021, **27**, 11167.
- 309 K. Hanau, S. Schwan, M. R. Schäfer, M. J. Müller, C. Dues, N. Rinn, S. Sanna, S. Chatterjee, D. Mollenhauer and S. Dehnen, *Angew. Chem., Int. Ed.*, 2021, **60**, 1176.
- 310 N. W. Rosemann, J. P. Eußner, E. Dornsiepen, S. Chatterjee and S. Dehnen, *J. Am. Chem. Soc.*, 2016, **138**, 16224.
- 311 K. Moedritzer, *Inorg. Chem.*, 1967, **6**, 1248.
- 312 R. H. Benno and C. J. Fritchie, *J. Chem. Soc., Dalton Trans.*, 1973, 543.
- 313 A. Haas, H.-Jürgen Kutsch and C. Krüger, *Chem. Ber.*, 1987, **120**, 1045.
- 314 S. Heimann, G. Thiele and S. Dehnen, *J. Organomet. Chem.*, 2016, **813**, 36.
- 315 D. Kobelt, E. F. Paulus and H. Scherer, *Acta Crystallogr.*, 1972, **B28**, 2323.
- 316 M. Komura and R. Okawara, *Inorg. Nucl. Chem. Lett.*, 1966, **2**, 93.
- 317 K. Wraage, T. Pape, R. Herbst-Irmer, M. Noltemeyer, H.-G. Schmidt and H. W. Roesky, *Eur. J. Inorg. Chem.*, 1999, **1999**, 869.
- 318 A. Blecher, B. Mathiasch and M. Dräger, *Z. Naturforsch. B*, 1981, **36**, 1361.
- 319 H. Berwe and A. Haas, *Chem. Ber.*, 1987, **120**, 1175.
- 320 N. W. Rosemann, J. P. Eußner, A. Beyer, S. W. Koch, K. Volz, S. Dehnen and S. Chatterjee, *Science*, 2016, **352**, 1301.
- 321 E. Dornsiepen, F. Dobener, S. Chatterjee and S. Dehnen, *Angew. Chem., Int. Ed.*, 2019, **58**, 17041.
- 322 C. Wagner, C. Raschke and K. Merzweiler, *Appl. Organomet. Chem.*, 2004, **18**, 147.
- 323 Z. H. Fard, L. Xiong, C. Müller, M. Holyńska and S. Dehnen, *Chem. Eur J.*, 2009, **15**, 6595.
- 324 K. Schwedtmann, A. Hepp, K. Schwedtmann, J. J. Weigand and F. Lips, *Eur. J. Inorg. Chem.*, 2019, **2019**, 4719.
- 325 M. Zhong, Z. Yang, Y. Yi, D. Zhang, K. Sun, H. W. Roesky and Y. Yang, *Dalton Trans.*, 2015, **44**, 19800.
- 326 K. Merzweiler and L. Weisse, *Z. Naturforsch. B*, 1990, **45**, 971.
- 327 K. Merzweiler and H. Kraus, *Z. Naturforsch. B*, 1994, **49**, 621.
- 328 R. M. Harker, M. F. Mahon and K. C. Molloy, *Main Group Met. Chem.*, 1996, **19**, 29.
- 329 C. Pöhlker, I. Schellenberg, R. Pöttgen and S. Dehnen, *Chem. Commun.*, 2010, **46**, 2605.
- 330 Z. You, J. Bergunde, B. Gerke, R. Pöttgen and S. Dehnen, *Inorg. Chem.*, 2014, **53**, 12512.
- 331 E. Dornsiepen, F. Pieck, R. Tonner and S. Dehnen, *J. Am. Chem. Soc.*, 2019, **141**, 16494.
- 332 E. Dornsiepen, J. P. Eußner, N. W. Rosemann, S. Chatterjee and S. Dehnen, *Inorg. Chem.*, 2017, **56**, 11326.
- 333 C. Gaffney, P. G. Harrison and T. J. King, *J. Chem. Soc., Chem. Commun.*, 1980, 1251.
- 334 A. Someşan, E. Le Coz, C. I. Raţ, V. Dorcet, T. Roisnel, C. Silvestru and Y. Sarazin, *Chem. Eur J.*, 2019, **25**, 16236.
- 335 E. Wiberg and W. Simmler, *Z. Anorg. Allg. Chem.*, 1955, **282**, 330.
- 336 K. Bakthavachalam, K. Yuvaraj, B. Mondal, R. Prakash and S. Ghosh, *Dalton Trans.*, 2015, **44**, 17920.
- 337 P. Kitschke, L. Mertens, T. Ruffer, H. Lang, A. A. Auer and M. Mehring, *Eur. J. Inorg. Chem.*, 2015, **2015**, 4996.
- 338 A. Jesser, I. D. S. Vieira and S. Herres-Pawlis, *Z. Naturforsch. B*, 2013, **68**, 653.
- 339 M. L. Walker and J. L. Mills, *Synth. React. Inorg. Met.-Org. Chem.*, 1975, **5**, 29.
- 340 K. H. Jost and M. Schneider, *Acta Crystallogr.*, 1981, **B37**, 222.
- 341 M. H. Möbs and M. Jansen, *Z. Anorg. Allg. Chem.*, 1984, **514**, 39.
- 342 M. Jansen and M. Voss, *Angew. Chem., Int. Ed.*, 1981, **20**, 100.
- 343 M. L. Walker, D. E. Peckenpaugh and J. L. Mills, *Inorg. Chem.*, 1979, **18**, 2792.
- 344 J. Clade, M. Jansen, B. Engels and C. M. Marian, *Z. Anorg. Allg. Chem.*, 1995, **621**, 2065.



- 345 T. E. Thorpe and A. E. Tutton, *J. Chem. Soc. Trans.*, 1891, **59**, 1019.
- 346 F. C. Mijlhoff, J. Portheine and C. Romers, *Recl. Trav. Chim. Pays-Bas*, 1967, **86**, 257.
- 347 F. Frick and M. Jansen, *Z. für Kristallogr. – Cryst. Mater.*, 1994, **209**, 985.
- 348 M. Jansen and S. Strojek, *Z. Anorg. Allg. Chem.*, 1995, **621**, 479.
- 349 J. Clade and M. Jansen, *Z. Anorg. Allg. Chem.*, 1997, **623**, 1407.
- 350 J. G. Riess and J. R. Van Wazer, *J. Am. Chem. Soc.*, 1965, **87**, 5506.
- 351 J. G. Riess and J. R. Van Wazer, *J. Am. Chem. Soc.*, 1966, **88**, 2166.
- 352 E. D. Pierron, P. J. Wheatley and J. G. Riess, *Acta Crystallogr.*, 1966, **21**, 288.
- 353 M. Jansen and J. Clade, *Acta Crystallogr.*, 1996, **C52**, 2650.
- 354 A. Stock, *Ber. Dtsch. Chem. Ges.*, 1910, **43**, 1223.
- 355 A. Vos and E. H. Wiebenga, *Acta Crystallogr.*, 1955, **8**, 217.
- 356 A. Vos, R. Olthof, F. Van Bolhuis and R. Botterweg, *Acta Crystallogr.*, 1965, **19**, 864.
- 357 A. K. Jami and V. Baskar, *Dalton Trans.*, 2012, **41**, 12524.
- 358 J. Brüning, E. Hupf, E. Lork, S. Mebs and J. Beckmann, *Dalton Trans.*, 2015, **44**, 7105.
- 359 R. D. Rogers, A. H. Bond and M. M. Witt, *Inorg. Chim. Acta*, 1991, **182**, 9.
- 360 L. Salmon, P. Thuéry and M. Ephritikhine, *Polyhedron*, 2006, **25**, 1537.
- 361 M. A. Singh-Wilmot, I. A. Kahwa, A. J. P. White, D. J. Williams and A. J. Lough, *Polyhedron*, 2010, **29**, 270.
- 362 N. Arleth, S. Bestgen, M. T. Gamer and P. W. Roesky, *J. Am. Chem. Soc.*, 2014, **136**, 14023.
- 363 S. T. Tsantis, A. Lagou-Rekka, K. F. Konidaris, C. P. Raptopoulou, V. Bekiari, V. Psycharis and S. P. Perlepes, *Dalton Trans.*, 2019, **48**, 15668.
- 364 S. R. Tamang, A. Singh, D. Bedi, A. R. Bazkiaei, A. A. Warner, K. Glogau, C. McDonald, D. K. Unruh and M. Findlater, *Nat. Catal.*, 2020, **3**, 154.
- 365 Q. Yang, L. Ungur, L. F. Chibotaru and J. Tang, *Chem. Commun.*, 2022, **58**, 1784.
- 366 G. Wang, Y. So, K. Wong, K. Au-Yeung, H. H. -Y. Sung, I. D. Williams and W. Leung, *Chem. Eur J.*, 2015, **21**, 16126.
- 367 C. H. Hossack, R. J. Butcher, C. L. Cahill and C. Besson, *Inorg. Chem.*, 2021, **60**, 15724.
- 368 T. V. Balashova, V. A. Ilichev, I. D. Grishin, R. V. Rumyantsev, G. K. Fukin and M. N. Bochkarev, *Inorg. Chim. Acta*, 2018, **483**, 379.
- 369 S.-Y. Lin, B. Sun and Z. Xu, *Inorg. Chim. Acta*, 2017, **464**, 119.
- 370 H. Fink, E. Spundflasche and H.-J. Seifert, *Z. für Kristallogr. – Cryst. Mater.*, 1994, **209**, 400.
- 371 G. Stucky and R. E. Rundle, *J. Am. Chem. Soc.*, 1964, **86**, 4821.
- 372 H. Vitze, H.-W. Lerner and M. Bolte, *Acta Crystallogr.*, 2011, **E67**, m1614.
- 373 A. Decken, H. D. B. Jenkins, C. Knapp, G. B. Nikiforov, J. Passmore and J. M. Rautiainen, *Angew. Chem., Int. Ed.*, 2005, **44**, 7958.
- 374 M. Jura, W. Levason, E. Petts, G. Reid, M. Webster and W. Zhang, *Dalton Trans.*, 2010, **39**, 10264.
- 375 Z. Mazej and E. Goresnik, *Inorg. Chem.*, 2009, **48**, 6918.
- 376 T. Xing, T. J. Prior, K. Chen and C. Redshaw, *Dalton Trans.*, 2021, **50**, 4396.
- 377 M. K. Mishra, S. P. Kelley, M. Dilip, T. P. Vaid, D. B. Cordes, S. T. Griffin and R. D. Rogers, *Inorg. Chem.*, 2019, **58**, 1764.
- 378 G. Bresciani, M. Bortoluzzi, S. Zacchini, F. Marchetti and G. Pampaloni, *Eur. J. Inorg. Chem.*, 2018, **2018**, 999.
- 379 F. A. Cotton, C. A. Murillo and I. Pascual, *Inorg. Chem.*, 1999, **38**, 2746.
- 380 S. Trzmiel, J. Langmann, D. Werner, C. Maichle-Mössmer, W. Scherer and R. Anwender, *Angew. Chem., Int. Ed.*, 2021, **60**, 20049.
- 381 T. S. Cameron, T. M. Klapötke, A. Schulz and J. Valkonen, *J. Chem. Soc., Dalton Trans.*, 1993, 659.
- 382 B. Beagley, C. A. McAuliffe, P. P. M. Rory, P. T. Ndifon and R. G. Pritchard, *J. Chem. Soc., Chem. Commun.*, 1990, 309.
- 383 B. Beagley, A. G. Mackie, P. P. Matear, C. A. McAuliffe, P. T. Ndifon and R. G. Pritchard, *J. Chem. Soc., Dalton Trans.*, 1992, 1301.
- 384 O. Guesmi, M. S. M. Abdelbaky, D. Martínez-Blanco, L. Ktari, S. García-Granda and M. Dammak, *Inorg. Chim. Acta*, 2019, **496**, 119033.
- 385 B. T. Kilbourn and J. D. Dunitz, *Inorg. Chim. Acta*, 1967, **1**, 209.
- 386 J. A. Bertrand, *Inorg. Chem.*, 1967, **6**, 495.
- 387 N. S. Gill and M. Sterns, *Inorg. Chem.*, 1970, **9**, 1619.
- 388 R. C. Dickinson, F. T. Helm, W. A. Baker, T. D. Black and W. H. Watson, *Inorg. Chem.*, 1977, **16**, 1530.
- 389 J. Pickardt and N. Rautenberg, *Z. Naturforsch. B*, 1982, **37**, 1355.
- 390 J. T. Guy, J. C. Cooper, R. D. Gilardi, J. L. Flippen-Anderson and C. F. George, *Inorg. Chem.*, 1988, **27**, 635.
- 391 W. Clegg, J. R. Nicholson, D. Collison and C. D. Garner, *Acta Crystallogr.*, 1988, **C44**, 453.
- 392 R. E. Norman, N. J. Rose and R. E. Stenkamp, *Acta Crystallogr.*, 1989, **C45**, 1707.
- 393 S. Brownstein, N. F. Han, E. Gabe and F. Lee, *Can. J. Chem.*, 1989, **67**, 551.
- 394 S. Löw, J. Becker, C. Würtele, A. Miska, C. Kleeberg, U. Behrens, O. Walter and S. Schindler, *Chem. Eur J.*, 2013, **19**, 5342.
- 395 W. Hiller, A. Zinn and K. Dehnicke, *Z. Naturforsch. B*, 1990, **45**, 1593.
- 396 A. Erdonmez, J. H. Van Diemen, R. A. G. De Graaff and J. Reedijk, *Acta Crystallogr.*, 1990, **C46**, 402.
- 397 H. M. Haendler, *Acta Crystallogr.*, 1990, **C46**, 2054.
- 398 F. S. Keij, J. G. Haasnoot, A. J. Oosterling, J. Reedijk, C. J. O'Connor, J. H. Zhang and A. L. Spek, *Inorg. Chim. Acta*, 1991, **181**, 185.
- 399 M. A. El-Sayed, A. Ali, G. Davies, S. Larsen and J. Zubieta, *Inorg. Chim. Acta*, 1992, **194**, 139.
- 400 J. Poitras and A. L. Beauchamp, *Can. J. Chem.*, 1992, **70**, 2846.
- 401 V. Pavlenko, V. Kokozay and O. Babich, *Z. Naturforsch. B*, 1993, **48**, 1321.



- 402 K. Yamada, E. Oguma, H. Nakagawa and H. Kawazura, *Chem. Pharm. Bull.*, 1994, **42**, 368.
- 403 P. C. M. Duncan, D. M. L. Goodgame, M. A. Hitchman, S. Menzer, H. Stratemeier and D. J. Williams, *J. Chem. Soc., Dalton Trans.*, 1996, 4245.
- 404 P. Weinberger, R. Schamschule, K. Mereiter, L. Dlhán, R. Boca and W. Linert, *J. Mol. Struct.*, 1998, **446**, 115.
- 405 K. Gubina, V. Ovchinnikov and V. Amirkhanov, *Acta Crystallogr.*, 2014, **E70**, m276.
- 406 P. F. Kelly, S.-M. Man, A. M. Z. Slawin and K. W. Waring, *Polyhedron*, 1999, **18**, 3173.
- 407 A. M. Atria, A. Vega, M. Contreras, J. Valenzuela and E. Spodine, *Inorg. Chem.*, 1999, **38**, 5681.
- 408 R. Becker, J. Weiß, M. Winter, K. Merz and R. A. Fischer, *J. Organomet. Chem.*, 2001, **630**, 253.
- 409 C. A. Bolos and P. C. Christidis, *Acta Crystallogr.*, 2002, **C58**, m29.
- 410 C. Näther and I. Jeß, *Acta Crystallogr.*, 2002, **E58**, m4.
- 411 C. Richardson and P. J. Steel, *Dalton Trans.*, 2003, 992.
- 412 X. Liu, C. A. Kilner and M. A. Halcrow, *Acta Crystallogr.*, 2003, **C59**, m100.
- 413 F. Jian, P. Zhao, H. Xiao and H. Wang, *Anal. Sci.: X-Ray Struct. Anal. Online*, 2004, **20**, X23.
- 414 A. S. Lyakhov, P. N. Gaponik, M. M. Degtyarik and L. S. Ivashkevich, *Acta Crystallogr.*, 2004, **C60**, m399.
- 415 K. Skorda, T. C. Stamatas, A. P. Vafiadis, A. T. Lithoxidou, A. Terzis, S. P. Perlepes, J. Mrozinski, C. P. Raptopoulou, J. C. Plakatouras and E. G. Bakalbassis, *Inorg. Chim. Acta*, 2005, **358**, 565.
- 416 P. Cortés, A. M. Atria, M. T. Garland and R. Baggio, *Acta Crystallogr.*, 2006, **C62**, m311.
- 417 Z. Fu and T. Chivers, *Can. J. Chem.*, 2007, **85**, 358.
- 418 Ž. K. Jaćimović, V. M. Leovac and Z. D. Tomić, *Z. Kristallogr.*, 2007, **222**, 246.
- 419 R. Vafazadeh, A. C. Willis, M. Mehdi Heidari and N. Hasanzade, *Acta Chim. Slov.*, 2015, **62**, 122.
- 420 Z. Cui, Y. Ma, Y. Ling and X. Yang, *X-Ray Struct. Anal. Online*, 2009, **25**, 79.
- 421 S. V. Voitekhovich, P. N. Gaponik, A. S. Lyakhov, J. V. Filipova, A. G. Sukhanova, G. T. Sukhanov and O. A. Ivashkevich, *Tetrahedron Lett.*, 2009, **50**, 2577.
- 422 G. A. Van Albada, M. Ghazzali, K. Al-Farhan and J. Reedijk, *Inorg. Chem. Commun.*, 2011, **14**, 1149.
- 423 G. A. Bowmaker, C. Di Nicola, F. Marchetti, C. Pettinari, B. W. Skelton, N. Somers and A. H. White, *Inorg. Chim. Acta*, 2011, **375**, 31.
- 424 H. Li, H. Jiang and H. Sun, *Acta Crystallogr.*, 2011, **E67**, m1372.
- 425 S. Kashyap, U. P. Singh, A. K. Singh, P. Kumar and S. P. Singh, *Transition Met. Chem.*, 2013, **38**, 573.
- 426 V. V. Olijnyk, B. Zarychta and V. Kinzhybalo, *Polyhedron*, 2014, **69**, 234.
- 427 G. Zhang, C. Yang, E. Liu, L. Li, J. A. Golen and A. L. Rheingold, *RSC Adv.*, 2014, **4**, 61907.
- 428 S. Becker, U. Behrens and S. Schindler, *Eur. J. Inorg. Chem.*, 2015, **2015**, 2437.
- 429 N. A. Bogachev, D. A. Lyubichev, G. L. Starova, A. B. Nikolskii and M. Yu. Skripkin, *Russ. J. Gen. Chem.*, 2018, **88**, 617.
- 430 T. Li and Z. Xing, *Z. Kristallogr.*, 2019, **234**, 363.
- 431 J.-S. Wu, D. G. Shlian, J. H. Palmer and R. K. Upmacis, *Acta Crystallogr.*, 2019, **E75**, 1057.
- 432 Y. N. Toikka, A. S. Mikherdov, D. M. Ivanov, T. J. Mooibroek, N. A. Bokach and V. Yu. Kukushkin, *Cryst. Growth Des.*, 2020, **20**, 4783.
- 433 R. A. Al Balushi, M. S. Khan, Md. S. H. Faizi, A. Haque, K. Molloy and P. R. Raithby, *Acta Crystallogr.*, 2021, **E77**, 42.
- 434 X. Chen, K. Chen, G. Li, C. Huang, Y. Zhang, Y. Feng, N. Qin, J. Luo, W. Chen and L. Mi, *Chem. Commun.*, 2022, **58**, 2010.
- 435 M. Malik, A. Świtlicka, A. Bieńko, U. K. Komarnicka, D. C. Bieńko, S. Kozieł, A. Kyzioł, T. Mazur and B. Machura, *RSC Adv.*, 2022, **12**, 27648.
- 436 V. D. Slyusarchuk, B. J. O'Brien and C. S. Hawes, *J. Coord. Chem.*, 2022, **75**, 2039.
- 437 M. R. Churchill, B. G. DeBoer and S. J. Mendak, *Inorg. Chem.*, 1975, **14**, 2496.
- 438 A. El-Toukhy, G. Z. Cai, G. Davies, T. R. Gilbert, K. D. Onan and M. Veidis, *J. Am. Chem. Soc.*, 1984, **106**, 4596.
- 439 A. Tosik, M. Bukowska-Strzyzewska and J. Mrozinski, *J. Coord. Chem.*, 1991, **24**, 113.
- 440 M. Camats, I. Favier, S. Mallet-Ladeira, D. Pla and M. Gómez, *Org. Biomol. Chem.*, 2022, **20**, 219.
- 441 B. M. Kariuki and P. D. Newman, *Inorg. Chem.*, 2018, **57**, 9554.
- 442 M. R. Churchill and F. J. Rotella, *Inorg. Chem.*, 1979, **18**, 853.
- 443 K. A. Wheeler, T. R. Helgren and T. W. Clayton, *Acta Crystallogr.*, 2014, **C70**, 306.
- 444 S. Becker, M. Dürr, A. Miska, J. Becker, C. Gawlig, U. Behrens, I. Ivanović-Burmazović and S. Schindler, *Inorg. Chem.*, 2016, **55**, 3759.
- 445 J. A. Bertrand and J. A. Kelley, *Inorg. Chem.*, 1969, **8**, 1982.
- 446 R. Belford, D. E. Fenton and M. R. Truter, *J. Chem. Soc., Dalton Trans.*, 1972, 2345.
- 447 R. L. Harlow and S. H. Simonsen, *Acta Crystallogr.*, 1977, **B33**, 2784.
- 448 G. E. Jackson, A. Voyé and S. A. Bourne, *Acta Crystallogr.*, 1996, **C52**, 1907.
- 449 H. Sun, K. Harms and J. Sundermeyer, *J. Am. Chem. Soc.*, 2004, **126**, 9550.
- 450 R. T. Stibrany and J. A. Potenza, *J. Chem. Crystallogr.*, 2012, **42**, 199.
- 451 P. De Vreese, N. R. Brooks, K. Van Hecke, L. Van Meervelt, E. Matthijs, K. Binnemans and R. Van Deun, *Inorg. Chem.*, 2012, **51**, 4972.
- 452 D. D. Swank, D. O. Nielson and R. D. Willett, *Inorg. Chim. Acta*, 1973, **7**, 91.
- 453 T. S. Lobana, R. Sultana and R. J. Butcher, *Dalton Trans.*, 2011, **40**, 11382.
- 454 S. Betanzos-Lara, C. Gómez-Ruiz, L. R. Barrón-Sosa, I. Gracia-Mora, M. Flores-Álamo and N. Barba-Behrens, *J. Inorg. Biochem.*, 2012, **114**, 82.



- 455 R. Vafazadeh and A. C. Willis, *Acta Chim. Slov.*, 2016, **63**, 186.
- 456 W. Linert, P. Weinberger, G. Ondrejovic and D. Makanova, *Vib. Spectrosc.*, 1993, **5**, 101.
- 457 V. Jorík, M. Koman, D. Makáňová, D. Mikloš, A. Broškovičová and G. Ondrejovič, *Polyhedron*, 1996, **15**, 3129.
- 458 Z. Jiang, G. Tang and L. Lu, *Acta Crystallogr.*, 2008, **E64**, m958.
- 459 C. Latouche, R. Gautier, R. Géniois and F. Massuyeau, *J. Phys. Chem. A*, 2018, **122**, 4628.
- 460 M. Asplund, S. Jagner, A. F. Andresen, M. Maeda and H. Ohtaki, *Acta Chem. Scand.*, 1984, **38a**, 725.
- 461 S. Chen, J. Gao, J. Chang, Y. Li, C. Huangfu, H. Meng, Y. Wang, G. Xia and L. Feng, *ACS Appl. Mater. Interfaces*, 2019, **11**, 17513.
- 462 S. Andersson, S. Jagner, I. Grenthe, F. Salvatore, L. Niinistö, H. V. Volden, J. Weidlein and R. A. Zingaro, *Acta Chem. Scand.*, 1986, **40a**, 210.
- 463 C. Hasselgren and S. Jagner, *Inorg. Chim. Acta*, 2002, **336**, 137.
- 464 R. J. Murray-Watson and S. D. Pike, *Organometallics*, 2020, **39**, 3759.
- 465 T. Asada, Y. Hoshimoto and S. Ogoshi, *J. Am. Chem. Soc.*, 2020, **142**, 9772.
- 466 W.-H. Fang, L. Zhang and J. Zhang, *Chem. Commun.*, 2017, **53**, 3949.
- 467 R. Gautier, C. Latouche, M. Paris and F. Massuyeau, *Sci. Rep.*, 2017, **7**, 45537.
- 468 X.-M. Zhang, J.-J. Hou, C.-H. Guo and C.-F. Li, *Inorg. Chem.*, 2015, **54**, 554.
- 469 G. Bowmaker, L. Brockliss, C. Earp and R. Whiting, *Aust. J. Chem.*, 1973, **26**, 2593.
- 470 G. A. Bowmaker, G. R. Clark and D. K. P. Yuen, *J. Chem. Soc., Dalton Trans.*, 1976, 2329.
- 471 E. Jalilian, R.-Z. Liao, F. Himo, H. Brismar, F. Laurell and S. Lidin, *CrystEngComm*, 2011, **13**, 4729.
- 472 E. Jalilian and S. Lidin, *CrystEngComm*, 2011, **13**, 5730.
- 473 Z.-C. Yang, K.-Y. Song, P.-K. Zhou, L.-L. Zong, H.-H. Li, Z.-R. Chen and R. Jiang, *CrystEngComm*, 2022, **24**, 4940.
- 474 J. T. Mague, *Acta Crystallogr.*, 1998, **C54**, IUC9800010.
- 475 A. Nurtaeva and E. M. Holt, *Acta Crystallogr.*, 1999, **C55**, 1453.
- 476 J. A. Rusanova, K. V. Domasevitch, O. Yu. Vassilyeva, V. N. Kokozay, E. B. Rusanov, S. G. Nedelko, O. V. Chukova, B. Ahrens and P. R. Raithby, *J. Chem. Soc., Dalton Trans.*, 2000, 2175.
- 477 A. V. Artem'ev, M. P. Davydova, A. S. Berezin, D. G. Samsonenko, I. Y. Bagryanskaya, V. K. Brel, X. Hei, K. A. Bylev, O. I. Artyushin, L. E. Zelenkov, I. I. Shishkin and J. Li, *ACS Appl. Mater. Interfaces*, 2022, **14**, 31000.
- 478 D. Gudat, A. W. Holderberg, N. Korber, M. Nieger and M. Schrott, *Z. Naturforsch. B*, 1999, **54**, 1224.
- 479 N. P. Rath and E. M. Holt, *J. Chem. Soc., Chem. Commun.*, 1985, 665.
- 480 S.-D. Han, D. Wang, J. Pan, Q. Wei, J.-H. Li and G.-M. Wang, *Inorg. Chem.*, 2018, **57**, 11318.
- 481 F. Bottomley and S. Karslioglu, *J. Chem. Soc., Chem. Commun.*, 1991, 222.
- 482 F. Bottomley, P. D. Boyle, S. Karslioglu and R. C. Thompson, *Organometallics*, 1993, **12**, 4090.
- 483 K. Adil, M. Leblanc, V. Maisonneuve and J. Fluor, *Chem*, 2006, **127**, 1349.
- 484 K. Adil, M. Leblanc, V. Maisonneuve and J. Fluor, *Chem*, 2009, **130**, 1099.
- 485 K. Adil, A. Le Bail, M. Leblanc and V. Maisonneuve, *Inorg. Chem.*, 2010, **49**, 2392.
- 486 A. Eichhöfer, D. Fenske and O. Fuhr, *Z. Anorg. Allg. Chem.*, 1997, **623**, 762.
- 487 O. Fuhr and D. Fenske, *Z. Anorg. Allg. Chem.*, 1999, **625**, 1229.
- 488 A. Gogoll, L. Toom and H. Grennberg, *Angew. Chem., Int. Ed.*, 2005, **44**, 4729.
- 489 M. L. Miller, S. A. Ibrahim, M. L. Golden and M. Y. Darensbourg, *Inorg. Chem.*, 2003, **42**, 2999.
- 490 J.-K. Cheng, Y.-G. Yao, J. Zhang, Z.-J. Li, Z.-W. Cai, X.-Y. Zhang, Z.-N. Chen, Y.-B. Chen, Y. Kang, Y.-Y. Qin and Y.-H. Wen, *J. Am. Chem. Soc.*, 2004, **126**, 7796.
- 491 M. Wriedt, I. Jess and C. Näther, *Acta Crystallogr.*, 2007, **E63**, m3145.
- 492 A. Oppermann, R. Dick, C. Wehrhahn, U. Flörke, S. Herres-Pawlis and G. Henkel, *Eur. J. Inorg. Chem.*, 2016, **2016**, 3744.
- 493 V. W.-W. Yam, C.-H. Lam, W. K.-M. Fung and K.-K. Cheung, *Inorg. Chem.*, 2001, **40**, 3435.
- 494 V. Wing-Wah Yam, E. Chung-Chin Cheng and N. Zhu, *New J. Chem.*, 2002, **26**, 279.
- 495 H.-W. Xu, L.-X. Zhang and Y.-H. Li, *Inorg. Nano-Met. Chem.*, 2013, **43**, 6.
- 496 H.-Y. Chao, L. Wu, C.-L. Li, W. Lu, L. Liu and X.-L. Feng, *Z. Anorg. Allg. Chem.*, 2011, **637**, 1533.
- 497 S. Bernès, F. Sécheresse and Y. Jeannin, *Inorg. Chim. Acta*, 1992, **191**, 11.
- 498 M.-T. Chen and C.-T. Chen, *Dalton Trans.*, 2017, **46**, 10181.
- 499 H. Binder, W. Diamantikos, K. Dermentzis and H.-D. Hausen, *Z. Naturforsch. B*, 1982, **37**, 1548.
- 500 K. Wolfer, H.-D. Hausen and H. Binder, *Z. Naturforsch. B*, 1985, **40**, 235.
- 501 A. Eichhöfer, J. Eisenmann, D. Fenske and F. Simon, *Z. Anorg. Allg. Chem.*, 1993, **619**, 1360.
- 502 J. Eisenmann, D. Fenske and F. Simon, *Z. Anorg. Allg. Chem.*, 1995, **621**, 1681.
- 503 R. Dobrovetsky, D. Bravo-Zhivotovskii, B. Tumanskii, M. Botoshansky and Y. Apeloig, *Angew. Chem., Int. Ed.*, 2010, **49**, 7086.
- 504 R. Fischer, H. Görls and M. Westerhausen, *Organometallics*, 2007, **26**, 3269.
- 505 Y. Zhuang, Y. Qian, D. Tu, Y. Li, J. Liu, L. Shen and D. Wu, *Eur. J. Inorg. Chem.*, 2021, **2021**, 3443.
- 506 D. Dakternieks, K. Jurkschat, H. Wu and E. R. T. Tiekink, *Organometallics*, 1993, **12**, 2788.
- 507 B. Zobel, M. Schürmann, K. Jurkschat, D. Dakternieks and A. Duthie, *Organometallics*, 1998, **17**, 4096.



- 508 J. Ayari, *Tripod-Shaped Organotin Compounds: Complexation Studies towards Lewis Bases and Chalcogenido Clusters of Unprecedented Nuclearity*, Technische Universität Dortmund, 2020.
- 509 I. Rojas-León, J. Christmann, S. Schwan, F. Ziese, S. Sanna, D. Mollenhauer, N. W. Rosemann and S. Dehnen, *Adv. Mater.*, 2022, **34**, 2203351.
- 510 D. Lu, A. D. Rae, G. Salem, M. L. Weir, A. C. Willis and S. B. Wild, *Organometallics*, 2010, **29**, 32.
- 511 M. Nagaoka, H. Tsuruda, M. Amako, H. Suzuki and T. Takao, *Angew. Chem., Int. Ed.*, 2015, **54**, 14871.
- 512 P. Sobota, S. Przybylak, J. Utko and L. B. Jerzykiewicz, *Organometallics*, 2002, **21**, 3497.
- 513 H.-O. Stephan, G. Henkel and M. G. Kanatzidis, *Chem. Commun.*, 1997, 67.
- 514 J. Lackmann, R. Hauptmann, S. Weißgräber and G. Henkel, *Chem. Commun.*, 1999, 1995.
- 515 A. Eichhöfer, D. Fenske and J. Olkowska-Oetzel, *Eur. J. Inorg. Chem.*, 2007, **2007**, 74.
- 516 C. Xu, J.-J. Zhang, Q. Chen, T. Duan, W.-H. Leung and Q.-F. Zhang, *Inorg. Chem. Commun.*, 2012, **21**, 1.
- 517 D. Fuhrmann, T. Severin and H. Krautscheid, *Z. Anorg. Allg. Chem.*, 2017, **643**, 932.
- 518 J.-M. Yu, T. Cai, Z.-J. Ma, F. Wang, H. Wang, J.-P. Yu, L.-L. Xiao, F.-F. Cheng and W.-W. Xiong, *Inorg. Chim. Acta*, 2020, **509**, 119698.
- 519 J. F. Corrigan and D. Fenske, *Angew. Chem., Int. Ed.*, 1997, **36**, 1981.
- 520 O. Kluge, K. Grummt, R. Biedermann and H. Krautscheid, *Inorg. Chem.*, 2011, **50**, 4742.
- 521 J. F. Corrigan and D. Fenske, *Chem. Commun.*, 1996, 943.
- 522 E. Nordlander, S. C. Lee, W. Cen, Z. Y. Wu, C. R. Natoli, A. Di Cicco, A. Filipponi, B. Hedman, K. O. Hodgson and R. H. Holm, *J. Am. Chem. Soc.*, 1993, **115**, 5549.
- 523 W. Cen, F. M. MacDonnell, M. J. Scott and R. H. Holm, *Inorg. Chem.*, 1994, **33**, 5809.
- 524 J. Huang, S. Mukerjee, B. M. Segal, H. Akashi, J. Zhou and R. H. Holm, *J. Am. Chem. Soc.*, 1997, **119**, 8662.
- 525 G. Gupta, J. Chaturvedi and S. Bhattacharya, *Dalton Trans.*, 2015, **44**, 8932.
- 526 E. D. Leser, B. C. Noll and R. D. Sommer, *Polyhedron*, 2010, **29**, 2053.
- 527 K. Hegetschweiler, T. Raber, G. J. Reiss, W. Frank, M. Würle, A. Currao, R. Nesper and T. Kradofer, *Angew. Chem., Int. Ed.*, 1997, **36**, 1964.
- 528 E. K. Brechin, S. G. Harris, S. Parsons and R. E. P. Winpenny, *Angew. Chem., Int. Ed.*, 1997, **36**, 1967.
- 529 E. Goreshnik, M. Leblanc and V. Maisonneuve, *Z. Anorg. Allg. Chem.*, 2002, **628**, 162.
- 530 G. Fritz, H. Köhler and D. Kummer, *Z. Anorg. Allg. Chem.*, 1970, **374**, 54.
- 531 G. Sawitzki and H. G. Von Schnering, *Z. Anorg. Allg. Chem.*, 1976, **425**, 1.
- 532 S. S. Dhingra and R. C. Haushalter, *J. Am. Chem. Soc.*, 1994, **116**, 3651.
- 533 R. D. Sommer and A. L. Rheingold, *Acta Crystallogr.*, 2006, **E62**, m74.
- 534 A. Eichhöfer and S. Lebedkin, *Inorg. Chem.*, 2018, **57**, 602.
- 535 M. Fu, D. Fenske, B. Weinert and O. Fuhr, *Eur. J. Inorg. Chem.*, 2010, **2010**, 1098.
- 536 I. G. Dance, *J. Am. Chem. Soc.*, 1980, **102**, 3445.
- 537 X. Zeng, X. Yao, J. Zhang, Q. Zhang, W. Wu, A. Chai, J. Wang, Q. Zeng and J. Xie, *Inorg. Chem. Front.*, 2015, **2**, 164.
- 538 D. Craig, I. G. Dance and R. Garbutt, *Angew. Chem., Int. Ed.*, 1986, **25**, 165.
- 539 I. G. Dance, R. G. Garbutt, D. C. Craig, M. L. Scudder and T. D. Bailey, *J. Chem. Soc., Chem. Commun.*, 1987, 1164.
- 540 K. S. Anjali and J. J. Vittal, *Inorg. Chem. Commun.*, 2000, **3**, 708.
- 541 E. S. Lang, R. A. Burrow, R. Stieler and M. A. Villetti, *J. Organomet. Chem.*, 2009, **694**, 3039.
- 542 E. S. Lang, R. Stieler and G. M. De Oliveira, *Polyhedron*, 2010, **29**, 1760.
- 543 G. A. Casagrande, E. S. Lang, G. M. De Oliveira, M. Hörner and F. Broch, *Inorg. Chim. Acta*, 2007, **360**, 1776.
- 544 E. S. Lang, B. Tirloni, G. M. D. Oliveira and M. A. Villetti, *Inorg. Chim. Acta*, 2009, **362**, 3114.
- 545 S. Finoto, A. Machulek, A. R. L. Caires, E. J. De Arruda, G. A. Casagrande, C. Raminelli, L. H. C. Andrade and S. M. Lima, *Polyhedron*, 2015, **99**, 96.
- 546 E. S. Lang, D. F. Back and G. Manzoni De Oliveira, *J. Organomet. Chem.*, 2010, **695**, 1966.
- 547 J. Lin, Y. Dong, Q. Zhang, D. Hu, N. Li, L. Wang, Y. Liu and T. Wu, *Angew. Chem., Int. Ed.*, 2015, **54**, 5103.
- 548 C. Xue, J. Lin, H. Yang, W. Wang, X. Wang, D. Hu and T. Wu, *Cryst. Growth Des.*, 2018, **18**, 2690.
- 549 O. M. Yaghi, D. A. Richardson, G. Li, C. E. Davis and T. L. Groy, *MRS Proc.*, 1995, **371**, 15.
- 550 O. Achak, J. Y. Pivan, M. Maunaye, M. Louër and D. Louër, *J. Alloys Compd.*, 1995, **219**, 111.
- 551 C. L. Bowes, W. U. Huynh, S. J. Kirkby, A. Malek, G. A. Ozin, S. Petrov, M. Twardowski, D. Young, R. L. Bedard and R. Broach, *Chem. Mater.*, 1996, **8**, 2147.
- 552 P. N. Trikalitis, K. K. Rangan and M. G. Kanatzidis, *J. Am. Chem. Soc.*, 2002, **124**, 2604.
- 553 N.-N. Xu, L.-W. Qian, Z.-Q. Li, G.-Q. Bian, Q.-Y. Zhu and J. Dai, *Inorg. Chem.*, 2018, **57**, 9153.
- 554 Y. Lin, W. Massa and S. Dehnen, *Chem. Eur J.*, 2012, **18**, 13427.
- 555 S. Santner, A. Wolff, M. Ruck and S. Dehnen, *Chem. Eur J.*, 2018, **24**, 11899.
- 556 Z. H. Fard, R. Clérac and S. Dehnen, *Chem. Eur J.*, 2010, **16**, 2050.
- 557 O. Achak, J. Y. Pivan, M. Maunaye, M. Louër and D. Louër, *J. Solid State Chem.*, 1996, **121**, 473.
- 558 C. L. Cahill and J. B. Parise, *Chem. Mater.*, 1997, **9**, 807.
- 559 J. B. Parise and K. Tan, *Chem. Commun.*, 1996, 1687.
- 560 K. Tan, A. Darovsky and J. B. Parise, *J. Am. Chem. Soc.*, 1995, **117**, 7039.
- 561 K. Tan, Y. Ko, J. B. Parise and A. Darovsky, *Chem. Mater.*, 1996, **8**, 448.
- 562 D. M. Nellis, Y. Ko, K. Tan, S. Koch and J. B. Parise, *J. Chem. Soc., Chem. Commun.*, 1995, 541.



- 563 G. Matsubayashi and A. Yokozawa, *J. Chem. Soc., Chem. Commun.*, 1991, 68.
- 564 T. Sheng, X. Wu, Q. Wang, X. Gao and P. Lin, *Polyhedron*, 1998, **17**, 4519.
- 565 H. Schwertfeger, A. A. Fokin and P. R. Schreiner, *Angew. Chem., Int. Ed.*, 2008, **47**, 1022.
- 566 A. A. Fokin, M. Šekutor and P. R. Schreiner, *The Chemistry of Diamondoids Building Blocks for Ligands, Catalysts, Materials, and Pharmaceuticals*, Wiley-VCH, Weinheim, 2024.
- 567 V. Prelog and R. Seiwerth, *Ber. Dtsch. Chem. Ges.*, 1941, **74**, 1769.
- 568 H. Stetter, O. Bänder and W. Neumann, *Chem. Ber.*, 1956, **89**, 1922.
- 569 R. C. Fort and P. V. R. Schleyer, *Chem. Rev.*, 1964, **64**, 277.
- 570 S. Schwan, A. J. Achazi, F. Ziese, P. R. Schreiner, K. Volz, S. Dehnen, S. Sanna and D. Mollenhauer, *J. Comput. Chem.*, 2023, **44**, 843.
- 571 S. Dehnen, P. R. Schreiner, S. Chatterjee, K. Volz, N. W. Rosemann, W. Pilgrim, D. Mollenhauer and S. Sanna, *ChemPhotoChem*, 2021, **5**, 1033.
- 572 W. K. Weigel, H. T. Dang, A. Feceu and D. B. C. Martin, *Org. Biomol. Chem.*, 2022, **20**, 10.
- 573 I. K. Moiseev, N. V. Makarova and M. N. Zemtsova, *Russ. Chem. Rev.*, 1999, **68**, 1001.
- 574 K. Aigami, Y. Inamoto, N. Takaishi, K. Hattori, A. Takatsuki and G. Tamura, *J. Med. Chem.*, 1975, **18**, 713.
- 575 T. M. Gund, P. v. R. Schleyer and C. Hoogzand, *Tetrahedron Lett.*, 1971, **12**, 1583.
- 576 G. P. Sollott and E. E. Gilbert, *J. Org. Chem.*, 1980, **45**, 5405.
- 577 A. A. Fokin, T. E. Shubina, P. A. Gunchenko, S. D. Isaev, A. G. Yurchenko and P. R. Schreiner, *J. Am. Chem. Soc.*, 2002, **124**, 10718.
- 578 G. L. Baughman, *J. Org. Chem.*, 1964, **29**, 238.
- 579 G. S. Lee, J. N. Bashara, G. Sabih, A. Oganessian, G. Godjoian, H. M. Duong, E. R. Marinez and C. G. Gutiérrez, *Org. Lett.*, 2004, **6**, 1705.
- 580 R. D. Bach and R. C. Badger, *Synthesis*, 1979, **1979**, 529.
- 581 M. Bonsir, C. Davila, A. R. Kennedy and Y. Geerts, *Eur. J. Org. Chem.*, 2021, **2021**, 5227.
- 582 H. Stetter and M. Krause, *Adv. Cycloaddit.*, 1968, **717**, 60.
- 583 H. Newman, *Synthesis*, 1972, 692.
- 584 K. M. Patil, M. E. Dickinson, T. Tremlett, S. C. Moratti and L. R. Hanton, *Cryst. Growth Des.*, 2016, **16**, 1038.
- 585 R. Mello, L. Cassidei, M. Fiorentino, C. Fusco and R. Curci, *Tetrahedron Lett.*, 1990, **31**, 3067.
- 586 S. Gowrisankar, B. Bernhardt, J. Becker and P. R. Schreiner, *Eur. J. Org. Chem.*, 2021, **2021**, 6806.
- 587 S. K. De, *Applied Organic Chemistry: Reaction Mechanisms and Experimental Procedures in Medicinal Chemistry*, Wiley, 2021.
- 588 G. W. Gribble, *J. Nat. Prod.*, 2000, **63**, 735.
- 589 K.-W. Yeung, Y. Dong, L. Chen, C.-Y. Tang, W.-C. Law and G. C.-P. Tsui, *Nanotechnol. Rev.*, 2020, **9**, 650.
- 590 B. J. Ree, S. Kobayashi, K. Heo, T. J. Lee, T. Satoh, T. Ishizone and M. Ree, *Polymer*, 2019, **169**, 225.
- 591 Z. Miao, J. Shi, T. Liu, P. Li, Z. Su and G. Wei, *Appl. Sci.*, 2019, **9**, 881.
- 592 A. Štimac, M. Šekutor, K. Mlinarić-Majerski, L. Frkanec and R. Frkanec, *Molecules*, 2017, **22**, 297.
- 593 L. Wanka, K. Iqbal and P. R. Schreiner, *Chem. Rev.*, 2013, **113**, 3516.
- 594 W. C. Webber and P. A. Harthoorn, Chlorinated and Brominated Polycyclic Hydrocarbons, Their Preparation and Insecticidal Compositions Containing Them, *UK Pat.*, GB819240, 1959.
- 595 N. I. Baranov, E. I. Bagrii, R. E. Safir, A. G. Cherednichenko, K. V. Bozhenko and A. L. Maximov, *Pet. Chem.*, 2022, **62**, 352.
- 596 K. Spilovska, F. Zemek, J. Korabecny, E. Nepovimova, O. Soukup, M. Windisch and K. Kuca, *Curr. Med. Chem.*, 2016, **23**, 3245.
- 597 A. D. Averin, S. P. Panchenko, A. V. Murashkina, V. I. Fomenko, D. S. Kuliukhina, A. S. Malysheva, A. A. Yakushev, A. S. Abel and I. P. Beletskaya, *Catalysts*, 2023, **13**, 831.
- 598 T. Sasaki, A. Usuki and M. Ohno, *J. Org. Chem.*, 1980, **45**, 3559.
- 599 İ. Ün, H. İbişoğlu, A. Kılıç, Ş. Ş. Ün and F. Yuksel, *Inorg. Chim. Acta*, 2012, **387**, 226.
- 600 E. A. Ivleva, M. R. Khamzina, M. S. Zaborskaya and Yu. N. Klimochkin, *Russ. J. Org. Chem.*, 2022, **58**, 982.
- 601 T. Sasaki, S. Eguchi and T. Toru, *Bull. Chem. Soc. Jpn.*, 1969, **42**, 3613.
- 602 S. M. Islam and R. A. Poirier, *J. Phys. Chem. A*, 2008, **112**, 152.
- 603 T. Šumanovac, M. Alešković, M. Šekutor, M. Matković, T. Baron, K. Mlinarić-Majerski, C. Bohne and N. Basarić, *Photochem. Photobiol. Sci.*, 2019, **18**, 1806.
- 604 B. L. Adams and P. Kovacic, *J. Am. Chem. Soc.*, 1974, **96**, 7014.
- 605 D. Fărcașiu, J. Slutsky, P. V. R. Schleyer, K. H. Overton, K. Luk and J. B. Stothers, *Tetrahedron*, 1977, **33**, 3265.
- 606 R. W. Murray, S. N. Rajadhyaksha and L. Mohan, *J. Org. Chem.*, 1989, **54**, 5783.
- 607 A. Schwenger, W. Frey and C. Richert, *Chem. Eur. J.*, 2015, **21**, 8781.
- 608 F. Krupp, S. He, W. Frey and C. Richert, *Synlett*, 2018, **29**, 1707.
- 609 G. W. Smith and H. D. Williams, *J. Org. Chem.*, 1961, **26**, 2207.
- 610 A. Bashir-Hashemi, J. Li and N. Gelber, *Tetrahedron Lett.*, 1995, **36**, 1233.
- 611 I. Boldog, K. V. Domasevitch, J. Sanchiz, P. Mayer and C. Janiak, *Dalton Trans.*, 2014, **43**, 12590.
- 612 S.-Q. Fu, J.-W. Guo, D.-Y. Zhu, Z. Yang, C.-F. Yang, J.-X. Xian and X. Li, *RSC Adv.*, 2015, **5**, 67054.
- 613 H. Stetter, J. Gärtner and P. Tacke, *Chem. Ber.*, 1965, **98**, 3888.
- 614 P. Alexandre, A. Schwenger, W. Frey and C. Richert, *Chem. Eur. J.*, 2017, **23**, 9018.
- 615 A. Schwenger, N. Birchall and C. Richert, *Eur. J. Org. Chem.*, 2017, **2017**, 5852.





- 616 W. Lu, D. Yuan, D. Zhao, C. I. Schilling, O. Plietzsch, T. Muller, S. Bräse, J. Guenther, J. Blümel, R. Krishna, Z. Li and H.-C. Zhou, *Chem. Mater.*, 2010, **22**, 5964.
- 617 R. K. Totten, M. H. Weston, J. K. Park, O. K. Farha, J. T. Hupp and S. T. Nguyen, *ACS Catal.*, 2013, **3**, 1454.
- 618 C. Shen, H. Yu and Z. Wang, *Chem. Commun.*, 2014, **50**, 11238.
- 619 L. J. Mathias, V. R. Reichert and A. V. G. Muir, *Chem. Mater.*, 1993, **5**, 4.
- 620 J. Guo, Y. Wang, L. Feng, X. Zhong, C. Yang, S. Liu and Y. Cui, *Polymer*, 2013, **37**, 437.
- 621 O. Plietzsch, C. I. Schilling, M. Tolev, M. Nieger, C. Richert, T. Muller and S. Bräse, *Org. Biomol. Chem.*, 2009, **7**, 4734.
- 622 C. Shen and Z. Wang, *J. Phys. Chem. C*, 2014, **118**, 17585.
- 623 N. C. Duncan, B. P. Hay, E. W. Hagaman and R. Custelcean, *Tetrahedron*, 2012, **68**, 53.
- 624 T. Mocanu, L. Pop, N. D. Hädade, S. Shova, L. Sorace, I. Grosu and M. Andruh, *Eur. J. Inorg. Chem.*, 2019, **2019**, 5025.
- 625 I. Boldog, K. V. Domasevitch, I. A. Baburin, H. Ott, B. Gil-Hernández, J. Sanchiz and C. Janiak, *CrystEngComm*, 2013, **15**, 1235.
- 626 T. İslamoğlu, M. Gulam Rabbani and H. M. El-Kaderi, *J. Mater. Chem. A*, 2013, **1**, 10259.
- 627 M. V. Vasylyev, E. J. Wachtel, R. Popovitz-Biro and R. Neumann, *Chem. Eur. J.*, 2006, **12**, 3507.
- 628 M. Tominaga, A. Iekushi, K. Katagiri, K. Ohara, K. Yamaguchi and I. Azumaya, *Tetrahedron Lett.*, 2014, **55**, 5789.
- 629 M. Tominaga, A. Iekushi, K. Ohara, M. Kawahata, T. Itoh, K. Yamaguchi and I. Azumaya, *Chem. Lett.*, 2018, **47**, 1279.
- 630 K. Zhang, L. Wang, Y. Liang, S. Yang, J. Liang, F. Cheng and J. Chen, *Synth. Met.*, 2012, **162**, 490.
- 631 E. Galoppini and R. Gilardi, *Chem. Commun.*, 1999, 173.
- 632 C. I. Schilling, O. Plietzsch, M. Nieger, T. Muller and S. Bräse, *Eur. J. Org. Chem.*, 2011, **2011**, 1743.
- 633 H. Tohma, A. Maruyama, A. Maeda, T. Maegawa, T. Dohi, M. Shiro, T. Morita and Y. Kita, *Angew. Chem., Int. Ed.*, 2004, **43**, 3595.
- 634 S. Wang, W. J. Oldham, R. A. Hudack and G. C. Bazan, *J. Am. Chem. Soc.*, 2000, **122**, 5695.
- 635 L. Landt, W. Kielich, D. Wolter, M. Staiger, A. Ehresmann, T. Möller and C. Bostedt, *Phys. Rev. B: Condens. Matter Mater. Phys.*, 2009, **80**, 205323.
- 636 R. C. Fort and P. V. R. Schleyer, *Chem. Rev.*, 1964, **64**, 277.
- 637 S. Begam Elavarasi, D. Mariam, M. Ummal Momeen, J. Hu and M. Guin, *Chem. Phys. Lett.*, 2019, **715**, 310.
- 638 T. Rander, T. Bischoff, A. Knecht, D. Wolter, R. Richter, A. Merli and T. Möller, *J. Am. Chem. Soc.*, 2017, **139**, 11132.
- 639 T. Rander, M. Staiger, R. Richter, T. Zimmermann, L. Landt, D. Wolter, J. E. Dahl, R. M. K. Carlson, B. A. Tkachenko, N. A. Fokina, P. R. Schreiner, T. Möller and C. Bostedt, *J. Chem. Phys.*, 2013, **138**, 024310.
- 640 G. Molle, S. Briand, P. Bauer and J.-E. Dubois, *Tetrahedron*, 1984, **40**, 5113.
- 641 H. Behringer and G. F. Grunwald, *Adv. Cycloaddit.*, 1956, **600**, 23.
- 642 I. Rojas-León, J. Christmann, S. Schwan, F. Ziese, S. Sanna, D. Mollenhauer, N. W. Rosemann and S. Dehnen, *Adv. Mater.*, 2022, **34**, 2203351.
- 643 E. Dornsiepen, F. Dobener, N. Mengel, O. Lenchuk, C. Dues, S. Sanna, D. Mollenhauer, S. Chatterjee and S. Dehnen, *Adv. Opt. Mater.*, 2019, **7**, 1801793.
- 644 S. Schwan, A. J. Achazi, F. Ziese, P. R. Schreiner, K. Volz, S. Dehnen, S. Sanna and D. Mollenhauer, *J. Comput. Chem.*, 2023, **44**, 843.
- 645 M. J. Müller, F. Ziese, J. Belz, F. Hüppe, S. Gowrisankar, B. Bernhardt, S. Schwan, D. Mollenhauer, P. R. Schreiner, K. Volz, S. Sanna and S. Chatterjee, *Opt. Mater. Express*, 2022, **12**, 3517.
- 646 K. Eberheim, C. Dues, C. Attacalite, M. J. Müller, S. Schwan, D. Mollenhauer, S. Chatterjee and S. Sanna, *J. Phys. Chem. C*, 2022, **126**, 3713.
- 647 D. A. Akimov, M. Schmitt, R. Maksimenka, K. V. Dukel'skii, Y. N. Kondrat'ev, A. V. Khokhlov, V. S. Shevandin, W. Kiefer and A. M. Zheltikov, *Appl. Phys. B*, 2003, **77**, 299.
- 648 R. R. Alfano, *The Supercontinuum Laser Source: The Ultimate White Light*, Springer, New York, 2016.
- 649 A. Zheltikov, A. LHuillier and F. Krausz, in *Springer Handbook of Lasers and Optics*, ed. F. Träger, Springer New York, New York, NY, 2007, p. 157.
- 650 F. Schmidt, A. Riefer, W. G. Schmidt, A. Schindlmayr, M. Imlau, F. Dobener, N. Mengel, S. Chatterjee and S. Sanna, *Phys. Rev. Mater.*, 2019, **3**, 054401.
- 651 C. Dues, M. J. Müller, S. Chatterjee, C. Attacalite and S. Sanna, *Phys. Rev. Mater.*, 2022, **6**, 065202.
- 652 J. Belz, J. Haust, M. J. Müller, K. Eberheim, S. Schwan, S. Gowrisankar, F. Hüppe, A. Beyer, P. R. Schreiner, D. Mollenhauer, S. Sanna, S. Chatterjee and K. Volz, *J. Phys. Chem. C*, 2022, **126**, 9843.
- 653 N. W. Rosemann, H. Locke, P. R. Schreiner and S. Chatterjee, *Adv. Opt. Mater.*, 2018, **6**, 1701162.
- 654 B. D. Klee, B. Paulus, J. Link Vasco, S. Hosokawa, J. R. Stellhorn, S. Hayakawa, S. Dehnen and W.-C. Pilgrim, *Scr. Mater.*, 2022, **219**, 114851.
- 655 J. R. Stellhorn, S. Hayakawa, B. D. Klee, B. Paulus, J. Link Vasco, N. Rinn, I. Rojas León, S. Dehnen and W.-C. Pilgrim, *Phys. Status Solidi B*, 2022, **259**, 2200088.
- 656 W.-C. Pilgrim, J. R. Stellhorn, B. D. Klee, J. L. Vasco, B. Paulus, A. Zeidler, S. Hosokawa, S. Hayakawa and S. Dehnen, *J. Phys. Soc. Jpn.*, 2022, **91**, 091004.
- 657 J. Link Vasco, J. R. Stellhorn, B. D. Klee, B. Paulus, J. Belz, J. Haust, S. Hosokawa, S. Hayakawa, K. Volz, I. Rojas León, J. Christmann, S. Dehnen and W.-C. Pilgrim, *J. Phys.: Condens. Matter*, 2023, **35**, 384001.
- 658 J. R. Stellhorn, S. Hayakawa, B. D. Klee, B. Paulus, J. Link Vasco, N. Rinn, I. Rojas León, C. A. Hosier, S. Dehnen and W. Pilgrim, *Adv. Opt. Mater.*, 2023, **11**, 2201932.
- 659 N. W. Rosemann, J. P. Eufßner, E. Dornsiepen, S. Chatterjee and S. Dehnen, *J. Am. Chem. Soc.*, 2016, **138**, 16224.
- 660 S. Schwan, A. J. Achazi, F. Ziese, P. R. Schreiner, K. Volz, S. Dehnen, S. Sanna and D. Mollenhauer, *J. Comput. Chem.*, 2023, **44**, 843.

