

CRITICAL REVIEW

View Article Online
View Journal | View Issue



Cite this: *Environ. Sci.: Processes
Impacts*, 2025, 27, 297

Microcontaminants and microplastics in water from the textile sector: a review and a database of physicochemical properties, use in the textile process, and ecotoxicity data for detected chemicals†

Isabella Gambino,^a Elisa Terzaghi,^a Enrica Baldini,^b Giovanni Bergna,^c Giovanni Palmisano^a and Antonio Di Guardo^a*

Microcontaminants (MCs) and microplastics (MPs) originating from the textile sector are today receiving a great deal of attention due to potential environmental concerns. Environmental pressures and impacts related to the textile system include not only the use of resources (e.g., water) but also the release of a wide variety of pollutants. This review's main objective is to highlight the presence of textile MCs and MPs in water, in their full path from textile factories (from raw materials to the final product) to wastewater treatment plants (WWTPs), and finally to the receiving surface waters. Their environmental fate and ecotoxicity were also addressed. Overall, more than 500 compounds were found, many of which are so called "contaminants of environmental concern" such as per- and polyfluoroalkyl substances (PFAS) and alkylphenol compounds. A database of physicochemical properties, ecotoxicity, and place of detection (specific textile process, WWTP, surface water or sediment) (classification by several international agencies) was compiled for the chemical detected. Preliminary risk assessment was conducted for those MCs for which the reported environmental concentrations exceeded the Predicted No Effect Concentration (PNEC). These chemicals were some nonylphenols, nonylphenol ethoxylates and organophosphate esters. Among MPs, polyester and nylon fibres were the most abundant. The highest concentration of MPs was reported in sludge (about 1.4×10^6 MPs per kg) compared to wastewater and surface water which showed MP concentrations at least two orders of magnitude lower. The role of transboundary contamination due to the release of chemicals from imported textile products was also assessed.

Received 22nd October 2024
Accepted 27th December 2024

DOI: 10.1039/d4em00639a

rsc.li/esp

Environmental significance

Microcontaminants and microplastics from the textile sector are important categories of pollutants due to the significant industrial role of the textile industry in the global economy. However, little is known about their emission at the different production stages, and in the receiving wastewater treatment plants, and later, surface waters. This review highlights the path of these substances in water and provides the available concentration data at the production stages, and in wastewater and surface water. This review also includes a database with compiled physical-chemical, regulative, and ecotoxicity data for more than 500 chemicals. Novel aspects include the discussion of the role of transboundary pollution due to the chemicals contained in the imported products and their potential release during further production or use stages.

1. Introduction

The textile industry is responsible for 20% of the global pollution of clean water, due to large quantities of chemicals, such as microcontaminants (MCs) and microplastics (MPs), that can be present in textile wastewater.^{1,2} MCs are organic chemicals that are either anthropogenic or of natural origin, found in the ecosystems generally at low concentrations ($\mu\text{g L}^{-1}$ or ng L^{-1}),^{3,4} while MPs, according to the ISO definition, are considered "any solid plastic particle insoluble in water between 1 μm and 1000

^aEnvironmental Modelling Group, Department of Science and High Technology (DiSAT), University of Insubria, Como, 22100, Italy. E-mail: antonio.diguardo@uninsubria.it

^bCentro Tessile Serico Sostenibile, Como, 22100, Italy

^cLariana Depur, Fino Mornasco, CO, 22073, Italy

† Electronic supplementary information (ESI) available. See DOI: <https://doi.org/10.1039/d4em00639a>



μm ".^{5,6} Both these pollutant classes could enter the environment directly or indirectly through wastewater treatment plants (WWTPs), one of the most important sources of pollution to water bodies.^{7,8} WWTP conventional treatments are not designed for the removal of these pollutants and MCs are mostly released to the receiving aquatic basins by means of treated effluents,⁹ while MPs are generally transferred to sludge. Moreover, WWTPs might also give rise to metabolites with higher toxicity than the parent compounds, such as azo-dyes.^{10–13}

Despite the significant attention given to textile contaminants by the scientific community, there are still some gaps needing attention. It is well known that textile industries produce complex liquid waste.¹⁴ So far, the existing reviews considered either the presence of general classes of textile contaminants,^{14,15} such as auxiliary agents, bleaching agents, or only a specific category of chemicals such as dyes and aromatic amines.^{16–19} Moreover, textile wastes are also characterized by the presence of MPs.²⁰ Clothing and textile processes in general contribute to the largest release of MPs into the environment, mostly through WWTPs.^{20,21} The existing reviews on textile MPs mainly addressed the release of fibres through the washing of garments and/or only hypothesised the contribution of textile processes.^{7,20,22–25} As mentioned by some authors,²⁵ no data on direct emission of MPs during the individual textile processes (*e.g.*, fibre production, pre-treatment, dyeing, printing *etc.*) are currently available.

This review's main objective is to evaluate measured textile MCs and MPs in their water travel path, from textile factories (starting from raw materials to the final product) to WWTPs, and lastly, to the receiving surface waters. For MCs a database of physicochemical properties, ecotoxicity, and place of detection

(specific textile process, WWTP, surface water or sediment) (classification by several international agencies) was compiled. Then, a preliminary risk assessment was also carried out for MCs with the aim of highlighting the potential environmental risks associated with the discharge of chemicals of textile interest.

2. Materials and methods

2.1 Literature search

A focused literature search for textile MCs and MPs was carried out on Scopus and Web of Science. The keywords used were: "textile pollutants", "textile chemicals", "textile wastewater microcontaminants", "textile sludge", "textile surface water", "textile industrial area microplastics and fiber", "textile microplastic discharge" and "water textile microplastics". The research was filtered on articles published in English that were peer reviewed. The first screening was based on titles and abstracts and then the full-length article was analyzed. The reference lists of the identified papers were reviewed and additional publications were manually searched for. The flow chart of article selection, according to the "Preferred reporting items for systematic reviews and meta-analyses" (PRISMA) approach,²⁶ is reported in Fig. 1.

All measured chemicals present in the collected literature were reported in Table ESI-1 in the ESI material.† For each chemical, its CAS number, registration status to the European Chemical Agency (ECHA) and the Zero Discharge Hazardous Chemical (ZDHC) list,²⁷ physical–chemical properties, emission point along the textile manufacture process, country of investigation, and investigated matrix were reported. Physical–chemical properties were obtained from Pubchem,²⁸

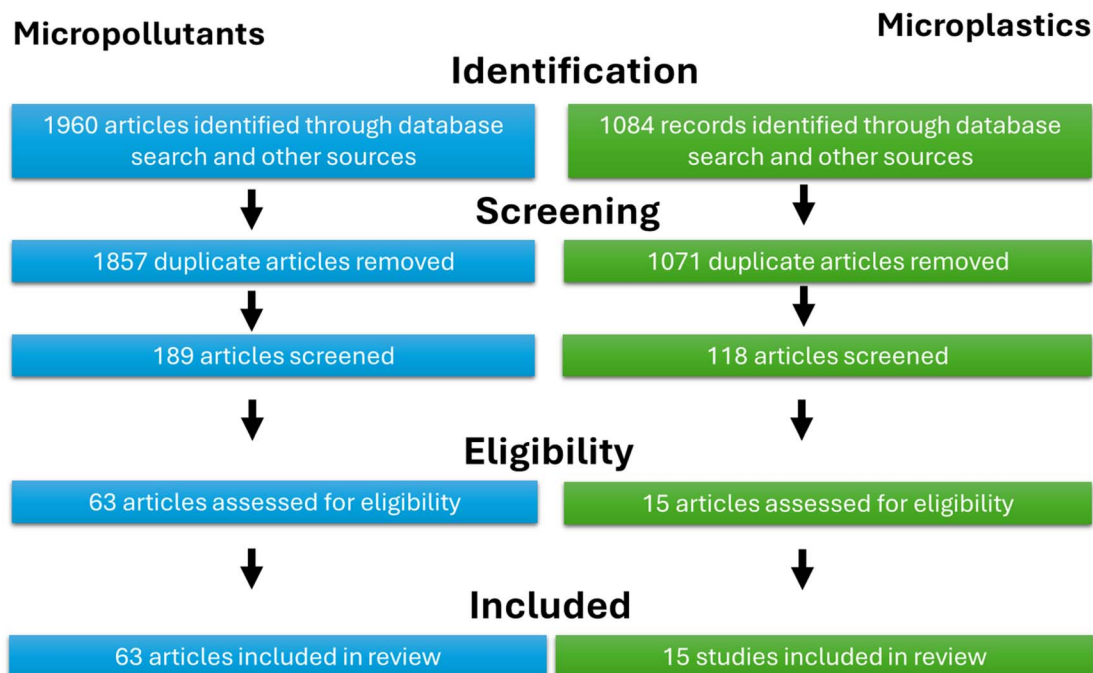


Fig. 1 Flowchart of article selection for the review (see text for details).



ChemSpider²⁹ or REAXYS³⁰ databases or other sources.^{31–35} We did our best to find the most updated information on the ECHA sites. However, the lack of a final version of the ECHA CHEM database,³⁶ a unified source for European Union chemical registration information, did not allow a uniform, complete and validated data collection. Ecotoxicity data were also added, when available, and are described in the following section. The full database of 538 chemicals is available as an Excel file in the ESI material.†

2.2 Preliminary risk assessment for the aquatic ecosystem

Due to the lack of chronic data, acute effective or lethal concentration values (EC50/LC50, mg L⁻¹) for three trophic levels (algae, daphnia, and fish) were searched from the USEPA ECOTOX database³⁷ and the available literature. PNEC (Predicted No Effect Concentration) was calculated considering acute EC50/LC50 data divided by an assessment factor (AF) of 1000.³⁸ To calculate PNEC, the smallest EC50/LC50 value was chosen from those available among algae, daphnia, or fish.

3. Results and discussion

Overall, 63 studies were included in the review focusing on MCs, and 15 studies on MP loads. Regarding MCs, 40% of the studies

reported pollution scenarios in European countries, followed by China, which accounted for 31% of the studies. Latin America contributed 11% of the studies, while 10% focused on the USA. The most analyzed matrices were WWTPs (54%), followed by clothing (32%) and rivers (27%). In total, 538 chemicals were identified and grouped into 50 classes. Notably, 76% of these chemicals are not listed in any of the ECHA lists, while 3% are included in the ECHA Community rolling action plan (CoRAP) list for further studies and follow-up. Conversely, 20% of the identified chemicals are listed in one or more ECHA Annexes, and 5% are classified as persistent organic pollutants (POPs). In contrast, fewer studies focused on MPs in the textile sector, despite the significant concerns related to microplastics originating from this industry. For MPs, China was the leading country in terms of the number of studies, accounting for 47% of the total, with other studies conducted in countries such as Indonesia, India, and Turkey. Rivers were the most studied matrix (40%), followed by lakes and textile WWTPs (33%).

3.1 Main chemical classes

The research provided a general overview of the status of textile water contaminants with a list of MCs and MPs commonly found in textile production, textile wastewater, sewage sludge,

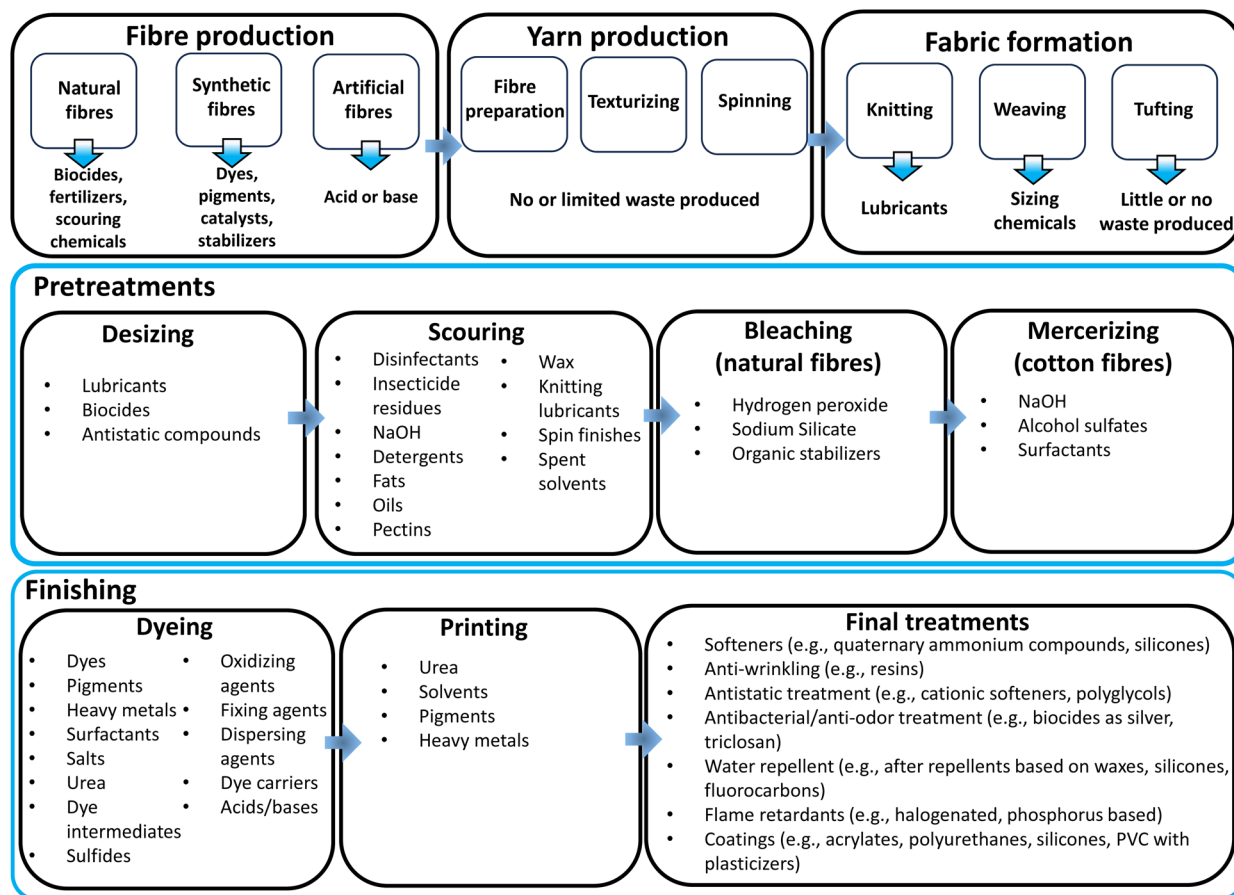


Fig. 2 Main processes involved in the textile supply chain and chemical category that can be released and discharged into wastewaters during each process. (Correia *et al.*,³⁹ 1994; Holkar *et al.*,⁴⁰ 2016; Khan *et al.*,¹⁴ 2023; Lacasse and Baumann,² 2004).





Table 1 Main chemical classes used in or related to textile production, their general description, and processes in which they are involved (in alphabetical order by chemical class)

Chemical class	Description/role in textile production	Textile processes	Ref.
Aliphatic carboxylic acids	Aliphatic carboxylic acids include a wide range of chemicals which display different industrial applications. In textiles, they are used as accelerants in dyeing processes	Dyeing and printing processes	13
Alkylphenols (APs) and alkylphenols ethoxylated (APEOs)	APs and APEOs represent a large group of non-ionic surfactants widely used in textile processes as wetting agents, emulsifier/dispersing agents for dyes and prints, impregnating agents, de-gumming for silk production, dyes and pigment preparation, polyester padding and down/feather fillings	Dyeing and printing processes, general finishing processes	41–50
Alkyl sulfonates (benzenesulfonates and naphthalenesulfonates)	Alkyl sulfonates are surfactants, emulsifiers and dispersant agents. They can have different applications in textiles as wetting agents (<i>i.e.</i> , carbonising assistant during pretreatment processes), defoaming and felting agents; additives (wool protecting agents in dyeing processes); intermediates involved in the synthesis of dyes	Pre-treatment, dyeing, printing and general finishing processes	51–54
Aromatic amines/dyes/quinolines	Aromatic compounds represent the basic constituents of azo dyes and pigments. Quinolines are used for the manufacture of dyes	Dyeing and printing processes	13, 41, 52 and 54–61
Benzothiazole and benzotriazole	They represent a class of aromatic compounds which have several applications in the industrial sector. In textiles they can be used as biocides and fungicides, or ultraviolet stabilizers to prevent yellowing and degradation	General finishing processes	62 and 63
Bisphenols (BP)	Bisphenols are characterized by two phenol groups bound together by a carbon or a sulphur bridge. BP are usually used as intermediates in the manufacture of antioxidants and dyes and are therefore employed in dyeing and printing processes and in general finishing processes	Pre-treatment processes, dyeing, printing, general finishing processes	42–44, 46, 55, 60, 64 and 65
Chlorophenols	Chlorophenols are phenolic aromatic compounds characterized by the presence of 1 to 5 chlorine atoms bonded to carbons. They are largely used as biocides in different textile processes	Pre-treatment, dyeing and printing processes, finishing processes	66 and 67
Chlorotoluenes	Chlorotoluenes are a group of chemicals generally used as intermediates in the synthesis of other chemicals. They are used as dye carriers or as auxiliaries and levelling agents	Dyeing and printing	27 and 68
Flame retardants: organophosphate esters (OPEs), polybrominated diphenyl ethers (PBDEs) and polybrominated biphenyls (PBBs)	Flame retardants represent a variety of groups which are added to textile products to impart technical characteristics (fire resistance). They consist of PBBs, PBDE, and OPEs. These are derivatives of phosphoric acid and are widely used as flame retardants and plasticizers in textiles	General finishing processes	69–73
<i>N</i> -Nitrosoamine (disinfection by-products)	Nitrosamines, known as disinfection byproducts, are products which may be formed under chlorination (during washing processes) or ozonation in WWTPs	Dyeing and printing	74 and 75
Polycyclic aromatic hydrocarbons (PAHs)	PAHs are ubiquitous pollutants formed mainly by incomplete combustion processes. They can be minor contaminants and transformation intermediates of dyes and can be found in pigments (<i>i.e.</i> , carbon black pigments), dyestuff, dye auxiliaries (<i>i.e.</i> , dispersant) and printing pastes	Dyeing and printing processes, general finishing processes	76 and 77
PFAS	PFASs are aliphatic substances that contain the perfluoroalkyl moiety. PFAS are often used to impart water-, oil-, and stain-resistance. They have also been used as processing agents to aid in the deposition of dyes and bleaches in textile treatment baths	General finishing processes	78–85
Phosphonates	Phosphonates are a broad class of organic phosphorus compounds which contain one or more phosphonic acid groups. They are sequestering and chelating agents in textiles. They are also used as peroxide bleach stabilizers in textile auxiliaries	Pre-treatment and general finishing processes	86 and 87



Table 1 (Contd.)

Chemical class	Description/role in textile production	Textile processes	Ref.
Phthalic acid esters (PAEs)	PAEs are a class of lipophilic chemicals widely used as plasticizers and additives to provide mechanical extensibility and flexibility to the final product. In the textile industry they can have different applications, for instance as carriers, dispersants and accelerants in dyeing processes; plasticizers and softeners in printing pastes (printing processes); plasticizers in coating (<i>i.e.</i> , polyurethane) and laminating auxiliaries (finishing processes); antimicrobial auxiliaries (di-isodecylphthalate) or as wetting agents in finishing processes; constituent of polymers (<i>i.e.</i> , polyvinyl chloride)	Dyeing and printing processes, general finishing processes	27, 57, 60, 69, 76 and 88
Volatile organic compounds (VOCs)	VOCs (<i>e.g.</i> , styrene <i>etc.</i>) are chemicals which can be used in chemical manufacturing. They may be found also in adhesive and glue, in fabric printing inks, coating formulations, leather finishing formulations, plastic products such as buttons or in solvent	General finishing processes	27 and 58

and receiving surface water (*e.g.*, lakes, rivers). In the following tables (Tables 2–6), studies which described MC and MP concentrations were reported, whereas a full list of 538 chemicals comprehensive of those found using non-target screening is provided in the ESI material (Table ESI-1).[†] For each chemical a number of parameters were reported whenever available: physicochemical properties (molecular weight (M_w), vapor pressure (V_p), water solubility (W_s), octanol water partition coefficient, (K_{ow}), pK_a), potential release/use of the chemicals according to four textile processes (Fig. 2): pre-treatments (P/T), dyeing (D), printing (P) and final treatments (F), country and sampling site, EC50/LC50, and PNEC for “algae”, “daphnia” and “fish” (Table ESI-1[†]). Moreover, each chemical was classified if it was listed as a Substance of Very High Concern (SVHC) or listed in the annexes of Registration, Evaluation, Authorization and Restriction of Chemicals regulation (REACH) XIV or XVII, and whether it was included in the ZDHC Manufacturing Restricted Substances List (MRSL) v. 3.1.²⁷ The ZDHC MRSL is “a list of chemical substances banned from intentional use in the processing of textile materials, leather, rubber, foam, adhesives and trims used in textiles, apparel, and footwear industry. Intentional use means the substance used deliberately in a chemical product to achieve a desired look or functionality”.²⁷ Some of the chemical classes reported in Table ESI-1[†] such as bisphenols, alkylphenol and alkylphenol ethoxylated, organophosphate and PFAS were commonly found worldwide in comparison to other chemical classes reported only in some regions, raising concern due to their large use. The main chemical classes which were found in the reviewed literature are reported in Table 1.

Besides MCs, textile effluent could be a source of MPs, especially fibres.^{24,89} Different processes in the textile chain, such as yarn manufacturing and fibre processing, can contribute to the release of microfibres into ecosystems throughout wastewater.^{90,91}

3.2 Concentrations of MCs and MPs from textile processes to WWTPs, and receiving waters

At the global level, textile processes (including textile and clothing industries) are associated with significant environmental pressure such as high energy and water demand (≈ 79 billion cubic meters of water), and the discharge of pollutants.⁹² More than 3000 chemicals are used in textile production, and most of them were characterized in previous studies as hazardous for humans and ecosystems.^{17,40}

The textile supply chain consists of a series of processes involved in the transformation of raw materials into a final garment.² A general overview of textile processes is reported in Fig. 2, which lists chemicals potentially released during each phase. Along the textile production chain, five main processes can be distinguished: (i) fibre production; (ii) yarn production; (iii) fabric production; (iv) fabric processing (pre-treatments; finishing, consisting in dyeing/printing and final treatments); (v) textile fabrication.¹⁴ Starting from the production of fibres, whether natural, artificial, or synthetic, various contaminants can be released, such as pesticides used in the cultivation of

natural fibres (of vegetal or animal origin), or in case of man-made or synthetic fibres, catalysts, stabilizers, or process chemicals. Once fibres are produced, they are spun into yarn followed by fabric production (weaving, knitting and tufting). In this phase, to prevent the breaking of the yarn, sizing chemicals (e.g., polyvinyl alcohol, carboxymethyl cellulose, and polycyclic acids) are used, and lubricants and other chemicals are then applied during the desizing processes.⁹³ The most important processes responsible for the release of chemicals (such as unfixed dyes and auxiliaries) into wastewater are the so called “wet processes”.⁹³ Among them, dyeing/printing and, in general, finishing processes contribute the most to the load of chemicals in wastewater, accounting for 17–20% of global water pollution¹⁴⁰ (European Parliament, 2024; Holkar *et al.*, 2016). The following sections will deal with the path of MCs and MPs along these stages (Fig. 2).

3.3 Pretreatment processes

Pretreatment processes are fundamental steps which consist of several chemical applications which increase the affinity of yarn for the following treatment processes: sizing, desizing, scouring, bleaching, mercerization.^{2,94,95} Many pollutants derive from the removal of previously applied processing chemicals, such as preparation agents, or agricultural residues (e.g., pesticides). Sizing and desizing are the first treatments applied to fibres. Sizing is the application of a thin layer of adhesives and binders to the yarn surface to increase its tensile strength and smoothness.³⁹ Desizing is the process which later removes sizing chemicals with the use of surfactants, to facilitate further chemical application. Scouring and bleaching are the following steps. Scouring can be applied on both natural or synthetic fibres, and it consists in the removal of applied or natural substances in fibres such as waxes, spinning oils, and pectin. Bleaching removes the yellowish colour of some natural fibres and is not always a required treatment. It is generally performed with the application of hydrogen peroxide (H₂O₂), peracetic acid, sodium hypochlorite, or sodium chlorite and auxiliary chemicals such as sulphuric acid, hydrochloric acid, caustic soda, sodium bisulphite, surfactants and chelating agents.³⁹ Most of these processes occur at relatively high temperatures (up to 90 °C) and require other chemicals such as activators and stabilizing agents to prevent pH changes or formation of complex compounds.⁹⁶ Lastly, mercerization is a treatment carried out mainly on cotton fabric to give shine and enhance dye uptake.⁹⁶

3.3.1 MCs in pre-treatment processes. Chemicals used in these processes are those involved in the preparation of raw fibres for the following steps. The aim of pre-treatment processes is to eliminate sizing agents, waxes and other impurities. Following these treatments, various MCs can be generated such as oils, waxes and/or pesticides which may be present in raw materials.³⁹ For example, chemicals belonging to the phosphonates chemicals class such as aminomethylphosphonic acid (AMPA) (also known as a metabolite of the herbicide glyphosate), nitrilotris methylene phosphonic acid (ATMP), 2-phosphonobutane-1,2,4-tricarboxylic acid

(PBTC), and ethylenediamine tetra(methylene phosphonic acid) (EDTMP) were measured. These compounds are used as stabilizers in bleaching treatments, as measured in wastewater by textile WWTPs and WWTPs which receive wastewater from the textile industry.⁸⁷ Another example is that of mirex, an old organochlorine insecticide, currently banned and listed as a POP in the Stockholm Convention on POPs.⁹⁷ This insecticide was reported⁷⁶ in samples of a WWTP receiving water from textile factories.

3.3.2 MPs in pre-treatment processes. Fibres from textile origin represent the largest MP contributors to freshwater pollution accounting for 90% of MP fibres (MPFs), especially through laundry and washing activities.^{7,20,98–100} However, MP release at each stage of textile production was poorly investigated. Textile manufacturing processes involved in synthetic fibre processing such as yarn production, sizing, bleaching, and finishing contribute to the reduction of strength of fibres and can presumably increase the release of fibre fragments in the following processes.¹⁰¹ However, further studies are needed to confirm and quantify this impact.

3.4 Dyeing and printing processes

Dyeing and printing processes allow the transformation of raw textile materials into finished valuable goods with the application of colours to fabrics.^{2,93} Dyeing is the treatment of fabric with dyes, which contain chromophore groups (e.g., azo), responsible for the colour of the fibres, yarn, and textiles. Printing slightly differs from dyeing, since it consists in colouring specific areas of the fabric to obtain a particular pattern.²

3.4.1 MCs in dyeing and printing processes. During dyeing and printing processes, non-fixed dyes and auxiliaries can be released.⁹³ Indeed, numerous chemicals such as dyes or pigments, dye constituents (e.g., heavy metals, aromatic amines, quinoline) or other auxiliary chemicals (e.g. formaldehyde, surfactants, chlorophenols, halogenated solvents *etc.*) used in dyeing and printing processes can be found in textile wastewater.^{2,41,59,66,93,102} Dyeing and printing represent the main processes which contribute the most to the production of coloured waste, which is generally highly polluted due to the low efficiency of conventional treatments.^{41,56,59} Among the main components of dyes, aromatic amines (AAs) represent one of the most alarming chemical classes, followed by quinolines, chlorophenols and halogenated solvents, widely reported in the reviewed literature.^{52,55,57,60,103} AAs are the precursor of azo dyes, which are usually more toxic than the original dyes.^{104,105} The reviewed literature highlighted a variety of AAs sampled in textile sludge, WWTP textile effluent and rivers, with 4-nitro-aniline being the most important compound for its ecotoxicological concern, reported in a river sample.⁶⁰ During dyeing and printing processes many auxiliary compounds are used to improve process efficiency.² Among these compounds a wide variety of chemicals are employed to support these processes with different functions (e.g. carriers, dispersant or accelerant, or other auxiliaries). Some very toxic chemicals such as dioxins and furans (PCDD/Fs) can sometimes be present as trace contaminants in disperse dyes¹⁰⁶ (Zhou *et al.*, 2019); similarly,



PAHs can also be found as trace contaminants in dye and printing auxiliaries (dispersant), in pigments (*e.g.*, carbon black pigments) and in dyestuff;^{76,77,107} phthalates can also be present^{13,60,69,76,108} as plasticizers and softeners in printing pastes and carriers, dispersants and accelerants in dyeing processes, as well as chlorotoluenes,⁶⁸ aliphatic carboxylic acids,^{51–54} APs and APEOs.^{41,42,44–47,108} Bisphenols are detected in many plastic products, while in textiles they may be used as ingredients in dye-fixing agents for polyamide textiles or to increase resistance of fibres such as polyester and elastane, as documented by several studies.^{42–44,46,55,60} Chlorophenols (CPs) (*e.g.*, pentachlorophenol), common contaminants of wastewater, are a class of compounds which may be used as preservatives in dyeing and printing pastes or as thickeners in printing paste.⁶⁶ Lastly, alkyl sulfonates (benzene and naphthalene sulfonates) are used as auxiliaries in dyeing processes and as wetting agents (*e.g.*, carbonizing assistant in pre-treatment processes).^{51–54}

3.4.2 MPs in dyeing and printing processes. The release of MPFs is mostly attributed to the mechanical pressures to which textiles are subjected,⁸⁹ especially during dyeing and printing processes. Here textiles are subjected to strong mechanical and chemical treatments, which could lead to a significant release of MPFs, up to about 10^6 microfibrils per liter.^{89,109–111} Despite printing processes being performed under dry conditions, a lab scale experiment demonstrated that treatments with adhesive chemicals were the main reason for higher microfibre releases in wastewater, with about 10^3 microfibrils per cm^2 of fabric.¹⁰⁹ Additionally, during printing, fabric is heated at high temperatures and subsequently washed, and thus printing residues (unfixed dye, thickeners, reaction products) as well as MPs can be eliminated in this subsequent phase.^{80,89,112,113}

3.5 Final treatments

Finishing processes include all the treatments (*e.g.*, mechanical, physical and chemical) that are employed to impart specific properties to the final textile products.² These properties could be functional ones, such as waterproofing and fire resistance, or visual effects related to fashion trends (*e.g.*, metallic, glossy).^{2,114} Some finishing processes are specific of certain types of fibre (*e.g.*, natural fibres), such as biocide treatments during storage of cotton fibres, or mothproofing and anti-felt treatments for wool. Therefore, similarly to dyeing and printing, finishing processes are also responsible for the release of highly polluted wastewater. These wastewaters presented a variegated chemical fingerprint as has emerged from the reviewed literature (Table 1).

3.5.1 MCs in final treatments. The main MCs originating from this process belong to several chemical classes: APs and APEOs as intermediary of resins or biocide treatments,^{41–47,49,55,108} flame retardants (FRs) (*e.g.*, PBBs, PBDEs and OPEs),^{69–73} PAEs as softeners,^{13,52,76,108} CPs as biocides,⁶⁶ and PFAS as water repellents, foam stabilizers or coating agents.^{79,81–85,115,116} VOCs and halogenated solvents are used as auxiliaries on coatings and carriers in solvent preparations, respectively,^{58,103} bisphosphonates and phosphonates as sequestering agents and in detergents,⁸⁷ alkyl sulfonates as multipurpose auxiliaries,^{51–54} and benzothiazole and

benzotriazole as biocides in antimicrobial finishing or as UV stabilizers.⁶² Other products (*e.g.*, nitrosamines) may arise from these processes as a consequence of disinfection treatment.^{74,75}

3.5.2 MPs in final treatments. Finishing processes give the desired traits to the fabric and improve the look of the final product. They can be responsible for the release of MPs, due to a loosening of surface structure.⁹⁸ For example, during finishing processes, several functionalization techniques are applied to textiles to improve the fibre surface.¹¹⁷ These techniques mainly involve the use of coating binders (*e.g.*, polyvinyl chloride, silicones, acrylates and polyurethane) that can be easily washed out and end up in the environment after finishing or during laundry processes.¹¹⁷ In the field of textile finishing, more and more advanced techniques are being sought to improve the final garments,^{117,118} and thus reducing a possible release of fibres. However, no data dealing with the emission of MPs during these processes is currently available in the literature.

3.6 WWTP and sewage sludge

3.6.1 MCs in WWTPs and sewage sludge. As mentioned before, textile industries represent one of the major sources of pollution into receiving water (*e.g.*, lake, rivers) due to the high load to wastewater treatment plants.^{80,94}

MC concentrations in wastewater and sludge, from WWTPs receiving wastes from the textile industry are reported in Tables 2 and 3. Data were reported as the sum of averages for each chemical group provided by the authors or back calculated as an average from raw data available in the ESI materials.[†]

Several chemicals were reported for wastewater inlet end effluents, such as dyes,^{56,59} quinolines, VOCs,⁵⁸ nitrosamines,⁷⁵ benzenesulfonates,⁵¹ BPA,^{42–44,46,52} and PAEs¹⁰⁸ (Berardi *et al.*, 2019).

Some chemicals showed higher concentrations and were deeply investigated by authors. Among these, PFAS represented one of the largest groups commonly found in WWTP waters. The highest concentration reported for PFAS was 6690 ng L^{-1} in WWTP effluents of a textile industry of yarn manufacturing, bleaching and dyeing processes in China.⁷⁹ Some studies revealed that polyfluoroalkyl compounds can be transformed into shorter perfluoroalkyl compounds which are not further removed by these processes.^{126,127} This was further confirmed by several authors.^{80,112,113}

The most encountered compounds were long chain PFASs (PFOS, PFOA, PFDA, PFDoDA) followed by short chain PFASs (PFHpA, PFBA, PFPeA).^{79,80,119,120} Also, PAHs were among the most abundant contaminants of wastewater dyeing, printing, and soaping processes. The highest concentration reported was $24.91 \text{ } \mu\text{g L}^{-1}$ in WWTP influent, receiving textile and domestic waste. 2-, 3-, and 4 ring PAHs were the main chemicals, among which naphthalene was the most abundant compound reported.^{108,121}

Surfactants such as APs and APEOs were a large group of chemicals investigated in WWTPs.^{13,76,108} In particular, APs and APEOs were mostly investigated, with NP and NPEOs being among the most abundant compounds found in wastewater, ranging from a few $\text{ } \mu\text{g L}^{-1}$ up to 10 mg L^{-1} , reflecting the large use in textile wet processing as surfactants.^{42–46,49,108,128} Indeed,





Table 2 MC concentrations in wastewater, $\mu\text{g L}^{-1}$ (dissolved phase) or $\mu\text{g L}^{-1}$ (particulate phase)^a

	Main chemicals	WWTP IN	WWTP OUT	Source investigated	Country	Ref.
PFAS	PFOA, PFOS	0.0159	0.106	Industrial wastewater of a textile factory (synthetic fibre production)	Korea	80
	PFHpA, PFOA, PFPeA, PFDA, 8 : 2 FTUCA in (D); PFDA and PFOA in (P)	—	6.69 (D)–0.372 (P)	Effluent from textile production processes (scouring – dyeing – finishing – drying – heat setting – coating)	China	79
PAH	PFNA, PFDA, PFUnA, PFDoA	—	0.09488	Textile factory (yarn manufacturing, bleaching, and dyeing)	Austria	119
	PFBA and PFOA	0.428	0.268	Textile printing and dyeing factories	China	120
	Nap	24.91	0.13	WWTP receiving textile and domestic wastewater	Italy	108
	Nap, Flo, Phe, Flu, Pyr, BaA, Chr, BbF, BkF, BaP, IcdP, BghiP	3.82	1.12	WWTP receiving domestic water and industrial discharges, including textile wastewater	China	121
PAEs	DEPH	174.71	4.26	WWTP receiving textile and domestic wastewater	Italy	108
BPA	BPA	0.59	0.10	WWTP treating mixed domestic and textile wastewater	Italy	46
	BPA	0.128 (D)–0.047 (P)	0.035 (D)–0.005 (P)	Textile factory (yarn manufacturing, bleaching, and dyeing)	Greece	44
APs–APEO	BPA	0.24	0.006	Wastewater from a textile factory	Canada	42
	BPA		0.005	Textile plant effluent	Belgium	43
	BPA			WWTP effluent (municipal and textile factory)	Italy	43
	BPF		0.01	Textile effluent	Spain	52
	4-NP	0.58 (APs)	0.44 (APs)	WWTP receiving domestic and textile wastewater	Italy	45
	4-NPEO, 4-NPEC	12.66 (APEOs)	4.70 (APEOs)	WWTP receiving domestic and textile wastewater	Italy	45
	NP, NP1EO, OP1EO	78.71	0.85	WWTP receiving textile wastewater	Italy	108
	NP, OP	10.98 (APs)		Wastewater collected from a textile factory	Canada	42
	NP1EO	9112.7 (APEOs)		Wastewater collected from a textile factory	Canada	42
	NP	1.16 (D)–5.2 (P) (APs)	0.54 (D)–4.1 (P) (APs)	Textile factory (yarn manufacturing, bleaching, and dyeing)	Greece	44
	NP1EO	7.9 (D)–15 (P) (APEOs)	0.71 (D)–18 (P) (APEOs)	Textile factory (yarn manufacturing, bleaching and dyeing)	Greece	44
	NP	1.21 (APs)	0.61 (APs)	Textile wastewater	Italy	46
	NP1EO, NP2EO	5.99 (APEOs)	1.92 (APEOs)	Textile wastewater	Italy	46
	NP		0.51 (APs)	Textile plant effluent	Belgium	43
	NP1EO, NP2EO		17.26 (APEOs)	Textile plant effluent	Belgium	43
	NP		1.31 (APs)	WWTP receiving textile effluent	Belgium	43
	NPE1C, NPE2O		9.10 (APEOs)	WWTP receiving textile effluent	Belgium	43
	NP		0.29 (APs)	WWTP receiving textile effluent	Italy	43
	NPE1C, NPE3C, NPE1O		24.55 (APEOs)	WWTP receiving textile effluent	Italy	43
	APEO	27 500	11 600	Textile wastewater	Germany	49



Table 2 (Contd.)

	Main chemicals	WWTP IN	WWTP OUT	Source investigated	Country	Ref.
Quinolines	NP	4.83	14.29	Wastewater from textile WWTPs	China	122
	NPEO	7.61	5.37	Wastewater from textile WWTPs	China	122
	Σ10NPEOs	425	66	Wastewater from textile WWTPs	China	122
Dyes	Benzyl-quinoline		0.01	Textile effluent	Spain	52
	DB 373, DR 1		0.22	WWTP effluent	Brazil	59
	DB373, DR1, DV 93	6.26	2.60	Wastewaters from textile WWTPs	Brazil	123
N-Nitrosamine	DO 37, DB 373	385.9	199.03	Textile dyeing wastewater	Brazil	56
	NDMA, NDEA, NPYR, NMOR, NDBA	3.40	4.35	Textile printing and dyeing wastewater	China	75
Phosphonates	HEDP, NTMP	5467.1	22.45	Textile dyeing treatment plant	China	87
	IDMP, AMPA	855.91	10.80	Textile dyeing treatment plant	China	87
	DTMP	842.11	44.82	WWTPs receiving wastewater from textile factories	Switzerland	86
Sulfonic acid	Sodium 2-naphthalenesulfonate	0.8–2377	—	Untreated textile wastewater	Spain and Portugal	51
	Toluene and xylenes	6.74	0.65	Textile dyeing wastewaters	China	58

^a D: dissolved phase; P: particulate phase; PFAS: Per- and polyfluorinated substances; PAH: polycyclic aromatic hydrocarbons; PAEs: phthalic acid esters; BPA: bisphenol A; BPF: bisphenol F; APs: APEO: alkylphenols and alkylphenol ethoxylate; PFOS: perfluorooctanesulfonic acid; PFHpA: perfluorooctanoic acid; PFDoA: perfluoro-*n*-undecanoic acid; 8:2 FTUCA: fluorotelomer unsaturated carboxylic acid; PFDA: perfluorodecanoate; PFOA: perfluorooctanoic acid; PFNA: perfluorononanoic acid; PFUnA: perfluoro-*n*-undecanoic acid; PFDoA: perfluoro-*n*-dodecanoic acid; PFBA: perfluorobutanoic acid; Nap: naphthalene; Flu: fluoranthrene; Pyr: pyrene; BaA: benzo[*a*]anthracene; Chr: chrysene; BbF: benzo[*b*]fluoranthene; BkF: benzo[*k*]fluoranthene; BaP: benzo[*a*]pyrene; IcdP: indeno [1,2,3-*cd*] pyrene; BghiP: Benzo[ghi]perylene; DEHP: di(2-ethylhexyl) phthalate; NP: nonylphenol; NPEO: 4-nonylphenol monoethoxylate; NPEC: nonylphenol mono ethoxy carboxylate; OP1EO: 4-*tert*-octylphenol monoethoxylate; OP: octylphenol; NP2EO: 4-nonylphenol diethoxylate; NPE3C: nonylphenol triethoxy carboxylate; DB: disperse blue; DO: disperse orange; DR: disperse red; DV: disperse violet; NDMA: *N*-nitrosodimethylamine; NDEA: *N*-nitrosodiethylamine; NPYR: *N*-nitrosopyrrolidine; NMOR: *N*-nitrosomorpholine; NDBA: *N*-nitrosodibutylamine; HEDP: 1-hydroxyethane 1,1-diphosphonic acid; NTMP: aminotris (methylene phosphonic acid); IDMP: iminodi (methylene phosphonic acid); AMPA: aminomethylphosphonic acid; DTPMP: diethylenetriamine penta (methylene phosphonic acid).

Table 3 MC concentration in sludge (ng per g dw)^a

Sludge					
	Main chemicals	Concentration	Source investigated	Country	Ref.
Dyes	DO37	7410	Textile dyeing factory	Brazil	56
CPs	TeCPS, TCPs, PCP	1682.45	Textile dyeing WWTP	China	124
PAH	Nap, Acy, Ace, Fl, Phe, Ant, Flu, Pyr, BaA, Chr, BbF, BkF, BaP, DBA, InP, BP	6386	Textile dyeing plant	China	125
	Nap, Flo, Phe, Ant, Flu, Pyr, BaA, Chr, BbF, BkF, BaP, IcdP, BP, Acy	4450	WWTP treating textile dyeing wastewater	China	77
PFAS	PFOS, PFOA	9.53	Textile WWTP	Korea	80
	PFOS, PFOA, PFDA	222.28	Textile WWTP	Switzerland	115
	PFOS, PFDA, PFOA	700–1500	Finishing textile WWTPs	Germany	82
BP	BPA, BPF, BPS, BPZ	3270 (industrial WWTP); 1820 (mixed WWTP)	Textile WWTP and mixed industrial WWTP	Korea	64
	BPA	29.9	Textile factory (yarn manufacturing, bleaching, and dyeing)	Greece	44
AA	2-Methoxy-5-methylaniline and 5-nitro- <i>o</i> -toluidine	25 000	Textile-dyeing plants	China	58
APs–APEOs	NP	1268 (APs)	Textile factory (yarn manufacturing, bleaching, and dyeing)	Greece	44
	NP1EO	1104.2 (APEOs)	Textile factory (yarn manufacturing, bleaching, and dyeing)	Greece	44
Phosphonates	HEDP, IDMP	5 300 000 (PC)–380 000 (DP-PCs)	Textile dyeing treatment plant	China	87

^a CPs: chlorophenols; TeCPS: tetra chlorophenols; TCPs: trichlorophenols; PCP: pentachlorophenol; PAH: polycyclic aromatic hydrocarbons; Nap: naphthalene, Acy: acenaphthylene, Ace: acenaphthene, Fl: fluorene, Phe: phenanthrene, Ant: anthracene, Flu: fluoranthene, Pyr: pyrene, BaA: benz[a]anthracene, Chr: chrysene, BbF: benzo[b]fluoranthene, BkF: benzo[k]fluoranthene, BaP: benzo[a]pyrene, DBA: dibenz[a,h]anthracene, InP: indeno[1,2,3-*cd*]pyrene, BP: benzo[ghi]perylene. PFAS: Per- and polyfluorinated substances; PFOS: perfluorooctane sulfonate; PFOA: perfluorooctanoic acid; PFDA: perfluorodecanoic acid; BP: bisphenol; BPA: bisphenol A; BPF: bisphenol F; BPS: bisphenol S; BPZ: bisphenol Z; AP: alkylphenols; APEOs: alkylphenols ethoxylated; NP: nonylphenol; NP1EO: nonylphenol mono-ethoxylate; HEDP: 1-hydroxyethane 1,1-diphosphonic acid; IDMP: iminodi(methylenephosphonic acid); PC: phosphonate chelators; DP-PCs: degradation products of phosphonate chelators.

long chain NPEOs are generally degraded into short chain NPEOs including, NP, NP1EO, and NP2EO.¹²⁹ Eventually, bisphosphonates and phosphonates were found in wastewater on average up to 5470 $\mu\text{g L}^{-1}$ at the inlet and 22 $\mu\text{g L}^{-1}$ in the outlet.^{87,129}

Studies analyzing sludge reported the presence of several compounds related to dyeing and printing processes such as pentachlorophenol (92 ng g^{-1} of sludge)¹²⁴ and AAs with a mean concentration of 25 $\mu\text{g per g dw}$ ($\sum 14$ AAs)⁵⁸ and PAHs, between 1463 ng per g dw to 17 ng g^{-1} , with a high abundance of 3–4 ring PAHs followed by 5 ring PAHs.⁵⁸

In sludge, the main chemicals reported were CPs, up to 1683 ng per g dw ,⁶⁶ PAHs up to 6386 ng per g dw ,¹²⁵ PFASs, up to 1500 ng per g dw ,^{80,82,115} BPs, up to 3270 ng per g dw ,^{44,64} APs up to 1268 ng per g (ref. 44) and PCs, up to 5.3 mg g^{-1} .⁸⁷

3.6.2 MPs in WWTPs and sewage sludge. To date, only MP emissions from domestic and laundry processes have been deeply studied.^{130,131} However, recent findings,⁸⁹ investigating a textile production park in China, reported that textile factories could be larger contributors of microfibrils to WWTPs, in terms of concentration, than domestic discharges.¹³² It was argued⁸⁹ that textile processes use much higher forces and stronger conditions (oxidants, alkalis, acids, *etc.*) than domestic washing, suggesting that textile printing and dyeing would be more important in generating microfibrils. The microfibre

concentrations of dyeing and printing wastewaters could be 10–10 000 times higher than those of municipal and domestic effluents,⁸⁹ making the textile factory districts and related WWTPs relevant point sources. Table 4 reports the number of MPs found in wastewater and sludge. MP abundance appears to be highly variable, with generally the highest values found in textile slurry (1.4×10^6 MPs per L).¹⁰⁹ The most common polymers were polystyrene (PS), polypropylene (PP), polyethylene terephthalate (PET), and polyether sulfone (PES). The size range of the investigated MPs was also variable and depended mainly on the analytical technique employed for particle characterization and mesh size selected.¹³⁴ The most abundant particle size was between 100 and 500 μm .^{89,109,133}

3.7 Surface water contamination

3.7.1 MCs in surface water. MC concentrations in surface water bodies receiving treated effluent of textile origin are reported in Table 5. Concentrations were reported as the sum of the averages for each chemical class whenever possible or as a range (min–max).

Non-target analyses highlighted the presence of a wide variety of chemicals such as VOCs, phosphonates, alkyl sulphonates, aliphatic carboxylic acid, halogenated solvents and AAs,



Table 4 MP presence in wastewater (MP per L) and sludge (MP per kg dw)^a

WWTPs and sludge						
Source investigated	Number of MPs	Shape	Size (mm)	Colour	Polymer	Ref.
Slurry wastewater printing effluent	$1.39 \times 10^6 \pm 4.26 \times 10^5$	Fibres	0.1–0.5	—	—	109
WWTP effluent	1.79 ± 1.03	Fibres, fragment, pellets	<0.1–1 mm		PET, PP, PE, HDPE, PDAP and others	133
Textile dyeing and printing wastewater	$9.76 \times 10^3 \pm 1.70 \times 10^4$	Fibres	<0.05–3	Colourless, black, blue, brown, red, green, grey, purple	—	89
Textile wastewater	$3.34 \times 10^2 \pm 2.43 \times 10^1$ (inlet), $1.63 \times 10^1 \pm 1.2$ (outlet)	Fibres	0.01–0.18	Blue, light blue, pink, brown, light purple, black, dark blue, red, grey, purple, yellow, transparent	Cotton, linen or wool, PES, PP, PAN, RA	111

^a HDPE: high density polyethylene; PET: polyethylene terephthalate; PP: polypropylene; PE: polyethylene; PDAP: poly (L-diaminopropionic acid); PES: polyether sulfone; PAN: polyacrylonitrile; RA: rayon.

that may be released during textile processes.^{13,51,53,55,58,60,74,75,87,103}

Many chemicals were investigated in river and river sediment. The reviewed studies highlighted the presence of several chemicals, widely used in textile production, in rivers at sampling points located both upstream and downstream of treated effluents of textile origin. Some authors⁸⁰ estimated an effluent load of 0.055 ton per year of PFAS into receiving water in Korea. Some chemicals were present at concentrations up to $\mu\text{g L}^{-1}$ and sometimes mg L^{-1} , such as dyes (up to $6.3 \mu\text{g L}^{-1}$),¹²³ APEOs (up to $4.16 \mu\text{g L}^{-1}$),⁴³ OPEs ($9.66 \mu\text{g L}^{-1}$) (ref. 72) and chlorotoluenes (up to $2.6 \mu\text{g L}^{-1}$).⁶⁸

3.7.2 MPs in surface water. MPs are ubiquitous pollutants in the aquatic ecosystem reported in many global rivers and lakes.¹³⁷ Most of the sources of MPs are land-based, such as WWTP effluents, although secondary and tertiary wastewater treatments can remove up to 90% of MPs from water.^{138–140} However, due to the low concentration in surface water, large water volumes were sampled in these studies. An overview of the typical concentrations of MP in the aquatic environment, which received domestic and/or textile WWTP treated water, is reported in Table 6.

MP numbers are usually not particularly high in aquatic environments; the highest amount reported was 600 MPs per L (ref. 89) in surface waters receiving textile dyeing and printing effluents. More generally, MPs showed higher concentration in sediment. The highest concentration of MPs in sediment reported was 8100 MP per kg dw.¹⁴⁵ Fibres represent the most common shape found, followed by fragments, while polyamide (PA), cotton, PET, PS, PP, polyethylene (PE) and cellulose were the most abundant polymers.^{20,147} MP size varied from $40 \mu\text{m}$ up to $2000 \mu\text{m}$, with larger particles mostly found in sediments.^{90,146}

3.8 Chemicals of environmental concern by chemical classes

Textile processes are known to produce complex matrices in wastewaters.^{76,108} In the absence of tertiary and quaternary treatment in WWTPs, chemicals are scarcely removed and can be

discharged through effluents into receiving water bodies with possible environmental implication on aquatic ecosystems.^{76,108} In addition, some contaminants can be transformed into more toxic intermediates (*e.g.* aromatic amine intermediates of azo-dyes, nitrosamine – degradation byproducts) than their precursors, resulting in negative effects on aquatic organisms.^{75,102,148} Among the main families of compounds reported in surface waters, APs, APEOs, and flame retardants are certainly the most abundant, and are known for their possible adverse effects on aquatic organisms.^{72,73,149} APs and APEOs are known as being endocrine disruptors with several effects reported in the literature, especially when found in mixtures.^{14,150–152} Also, several PFAS were reported to have negative effects on aquatic life at concentrations up to $13.5 \mu\text{g L}^{-1}$ for secondary consumers.¹⁵³ Out of the 538 compounds that emerged from the reviewed literature, acute toxicity (EC50/LC50) data were available (Table ESI-1†) for only about one third of them (157 chemicals); therefore, a risk evaluation was possible only for these compounds. Within these chemicals, 46 were found through the direct analysis of clothes (listed as “clothes” in Table ESI-1†). These chemicals were included in the list since they can be released during washing processes.^{57,62,65,154}

A preliminary risk assessment was performed calculating risk quotients (RQs) obtained by dividing the measured environmental concentrations (MECs) in surface waters (Table 5) by the PNECs, at the single chemical level. RQs were therefore obtained for chemicals measured in surface water for which concentrations in water and acute toxicity data were available (Fig. 3).

PNECs were calculated according to the Technical Guidance Document guidelines.³⁸ Risk is present when $\text{RQ} \geq 1$, although often a fraction close to that value (*e.g.*, 0.01 to 1) is often considered as a non-acceptable risk. All reported MECs were well below the calculated PNEC ($\text{RQ} \ll 1$), except for NP, NP2EO,⁴³ TEHP and TPHP,⁷² confirming, at least for single chemicals, that for most classes no appreciable risk seems to be



Table 5 MC concentrations in surface waters reported as $\mu\text{g L}^{-1}$ (river) and ng per g dw (sediment)^a

Surface water					
	Main chemicals	Concentration in surface water	Source investigated	Country	Ref.
Dyes	DR1, DB373	0.28–1.50	River	Brazil	59
	DB373, DO37	3.38–41	River sediment	Brazil	56
	DO37, DB373	0.01–0.40	River	Brazil	56
	Disperse violet 93, DB373	0.3588 (downstream)	River	Brazil	123
APs APEOs	NP	1.74 (upstream)–1.09 (downstream)	River	Belgium	43
	NP	0.49 (upstream)–0.59 (downstream)	River	Italy	43
	NP	0.016 (downstream)	River	Canada	47
	NPE1C	4.16 (upstream)–2.30 (downstream)	River	Belgium	43
	NPE2O, NPE3O	2.11 (upstream)–7.80 (downstream)	River	Italy	43
	NPE1O	0.008 (downstream)	River	Canada	47
	BP	BPA	0.51 (upstream)–0.84 (downstream)	River	Belgium
BPA		0.04 (upstream)–0.10 (downstream)	River	Italy	43
OPEs	TCIPP, TNBP, DNBP, TECP, TPHP, TEHP	1550	River sediment	China	71
	TPHP-TBOEP-TCIPP-TDCIPP-TEHP	9.66	River	Brazil	72
	γ HBCD	0.63	River	Japan	70
	γ HBCD	1619.95	River sediment	Japan	70
PAEs	DEHTBP	0.002 (river)–0.001 (estuary)	River	Spain	69
PFASs	PFOA	0.18	River	China	83
	PFOA, PFOS, PFNA	0.06	River	Korea	81
	PFOA, PFOS PFUnDA	0.09 (dissolved phase)–540.30	River	China	85
	(dissolved phase);	(particulate phase)			
	PFTeDA, PFDoDA				
	(suspended particle phase)				
	PFOA, PFBS	0.20	River	China	135
	PFOA, PFUnDA	0.10 (dissolved phase)–0.01	River	China	79
		(particulate phase)			
	PFOA, PFOS	0.1926 (upper sediment)–0.1765	River sediment	China	136
		(bottom sediment)			
Nitrosamines	NDMA, NDBA	0.02	River	China	75
Chlorotoluenes	2.3 DCT, 3.4 DCT, 2.5 DCT, 2.4 + 2.6 DCT	2.65–5.53	River	Spain	68

^a DR1: disperse red 1; DB373: disperse blue 373; DO37: disperse orange 37; NP: nonylphenol; NP1EC: nonylphenol mono ethoxy carboxylate; NP2EO: 4-nonylphenol diethoxylate; NP3EO: nonylphenol triethoxylate; NP1EO: nonylphenol monoethoxylate; BPA: bisphenol A; TCIPP: tris(2-chloroisopropyl) phosphate; TNBP: tris(butyl) phosphate; DNB: di-*n*-butyl phosphate; TCEP: tris(2-chloroethyl) phosphate; TPHP: tris(phenyl) phosphate; TEHP: tris(2-ethylhexyl) phosphate; TBOEP: tris(2-butoxyethyl) phosphate; TDCIPP: tris(1,3-dichloroisopropyl) phosphate; γ HBCD: hexabromocyclododecane; DEHTBP: bis (2-ethylhexyl)-3,4,5,6 tetrabromo-phthalate; PFOA: perfluorooctanoic acid; PFOS: perfluorooctanesulfonic acid; PFNA: perfluorononanoic acid; PFUnDA: perfluoroundecanoic acid (dissolved phase); PFTeDA: perfluorotetradecanoic acid; PFDoDA: perfluorododecanoic acid (suspended particle phase); PFBS: perfluorobutane sulfonic acid; NDMA: *N*-nitrosodimethylamine; NDBA: *N*-nitrosodibutylamine; 2.3 DCT: 2,3-dichlorotoluene; 3.4 DCT: 3,4-dichlorotoluene; 2.5 DCT: 2,5-dichlorotoluene; 2.4 + 2.6 DCT: 2,4-dichlorotoluene + 2,6-dichlorotoluene.

evident, with MECs being generally two orders of magnitude (or more) lower than corresponding PNECs.

3.9 The transboundary pollutants issue in Europe for textile products

Several strategies were introduced at the European level to limit textile pollution for the protection of receiving water bodies, also according to the Water Framework Directive (WFD).¹⁵⁵ The European parliament recently approved the proposed directive with a new road map to improve urban wastewater treatments (*e.g.*, secondary, tertiary, quaternary) implemented at different times and WWTP size.¹⁵⁶ The quaternary treatment (to remove a broad spectrum of micro-pollutants) will be mandatory for all plants over 150 000 population equivalents (p.e.) (and over 10 000 p.e. based on a risk assessment) by 2045.

Chemical sale and use in Europe are regulated by REACH,¹⁵⁷ which aims to improve the protection of human health and ecosystems. Under REACH, chemicals are classified according to their presence in several lists under two regulations: reg. 2019/1021 POPs¹⁵⁸ and reg. 2006/1907 REACH with the candidate List SVHC,¹⁵⁹ Annex XIV¹⁶⁰ and XVII.¹⁶¹ The SVHC list (substances of very high concern) includes substances that may pose serious risks to human health or to the environment due to their hazardous properties. These substances are candidates for further regulation under the Authorisation List (Annex XIV) of the REACH regulation. The Authorisation List (Annex XIV) includes substances that require special authorization before they can be used within the European Union (EU). These substances are considered particularly hazardous and are only granted authorisation if there are no suitable alternatives available. Then, the restriction process in Annex XVII involves





Table 6 Overview of the typical concentrations of MPs in the aquatic environment, which received domestic and/or textile WWTP treated water

Source investigated	Number of MPs	Shape	Size (µm)	Colour	Polymer	Ref.
Surface water						
River	5.83	Fibres	50–100	—	Polyester polymer type, followed by nylon and cotton	90
River sediment	3.67 MPs per 100 g (dw)	Fibres	1000–2000	—	Polyester polymer type	
Lake sediment	919 MPs per 25 g (dw)	Fibres	49–4951 µ	Transparent, black, blue, red, pink-yellow-green	PP, PET, PS, acrylic polymers	141
Delta sediment	1297 MPs per 25 g (dw)	Fibres, fragment, film	180–4900	Black, blue, yellow, transparent, white, red, green	PE, PP, PET, PS, polyacrilates and PVC	
River	4.65 ± 2.06 (2019)–6.90 ± 5.16 (2020)	Fibres, fragments, pellets, foams, rubbers and other	45–5000	Black, blue	PET, PA, PS	142
River sediment	97.90 ± 71.72 (2019)–277.76 ± 207.2 (2020)	Fibres, fragment	5–400	Blue, transparent	PA, EVA, PE, PET, PE-PP, textile cellulose	143
Freshwater organisms	29 MPs in chironomids, 15 MPs in copepods, 5 MPs ephemeropterans, MPs 1 nematodes					
Lake	5.257 and 0.00157 ^a	Fibres, fragment	0.6–1380	Blue, red, black, other	Cotton fibre (stained with indigo blue, phthalocyanine and naphthol), AC, PET	144
Lake sediment	8100 (NTH)–5300 (SWTH)	Fibre, film, fragments, pellets	250–5000	White, black, blue and red	PA, AA, PET, CA, HDPE, PP	145
River	4.87 ± 1.08 (surface)–2.51 ± 1.45 (bottom)	Fibres	<50–5000	Transparent, followed by blue, red, and grey	PET, PA, PS, PE	91
River	2.1 to 71.0	Fibres, fragments	100–1000	Blue, red, black	PES, RA, PP, cotton, cellulose	100
River sediment	16.7 to 1323.3					
River	22 to 251	Fibres	40–300	Blue, red, grey, black, green	—	146
River	600	Fibres	<50–3000	Colorless, black, blue, grey	—	89

^a Samples were collected with a 50 µm net. AA: acrylic acid; CA: cellulose acetate; EVA: ethylene-vinyl acetate; HDPE: high density polyethylene; PA: polyamide; PE: polyethylene; PET: polyethylene terephthalate; PES: polyether sulphone; PP: polypropylene; PS: polystyrene; PVC: polyvinyl chloride; RA: rayon.

the identification and inclusion of hazardous substances, mixtures, or articles that pose risks to human health and the environment, or have other negative impacts. The restrictions in Annex XVII can include concentration limits, total content limits, or bans on the use of certain substances. These restrictions may be updated or amended periodically, and businesses must ensure compliance. Finally, at ECHA is present another list, the Community Rolling Action Plan,¹⁶² which includes some chemical substances, proposed by the member states, which have been evaluated or will be evaluated in the coming years.

A large part of textile products is imported from non-EU countries, which might not fall within the same restriction policies of European countries.⁹² Considering the global trade transport, many of these contaminants can enter Europe from abroad (e.g., piggybacking in raw materials contaminated by pesticides or other unknown compounds banned in EU countries). Fabrics and clothes may contain a large range of chemicals and other toxic substances which could eventually be released during production or consumer use.¹⁵⁴ This has been observed for some textile fabrics present on the European market, coming from different parts of the world, through direct analysis of the garments.^{57,62,65,163–168} Several cases of “transboundary contaminants”, restricted within European

boundaries, were present in the literature. Carlsson *et al.*¹⁵⁴ detected several organic contaminants, by the direct analysis of clothes coming from abroad (Vietnam, China, Bangladesh, Pakistan, Turkey). Benzothiazole and quinolines were the most common. Quinoline is considered a carcinogen and suspected mutagen,¹⁵⁷ and therefore is regulated under REACH.

Moreover, 12 dioxin-like polychlorinated biphenyls (PCBs) (e.g., PCB-77, PCB-118) and 8 non-dioxin-like ones were found¹⁶⁸ in infant clothes purchased in large stores and online stores in Spain, as well as bisphenols.^{65,164,166}

Another transboundary chemical case was that of the detection¹⁶⁹ in recycled plastics and textiles of chemicals such as pesticides, dyes and other auxiliaries mainly attributed to previous use and the recycling process itself.

Although REACH and the Regulation on Classification, Labelling and Packaging (CLP) represent a key part of the chemical legislation within the EU, limitations are imposed only on chemicals which exceed 1 ton per year of chemical amount manufactured or imported.¹⁵⁷ Therefore, all chemicals which are below this threshold are not registered and escape control. Concerning MPs, the EU issued to regulate MPs under Annex XVII of REACH with Regulation of the European Commission no. 2023/2055 (ref. 170) amending the Annex XVII of Regulation (EC) no. 1907/2006 in which substances

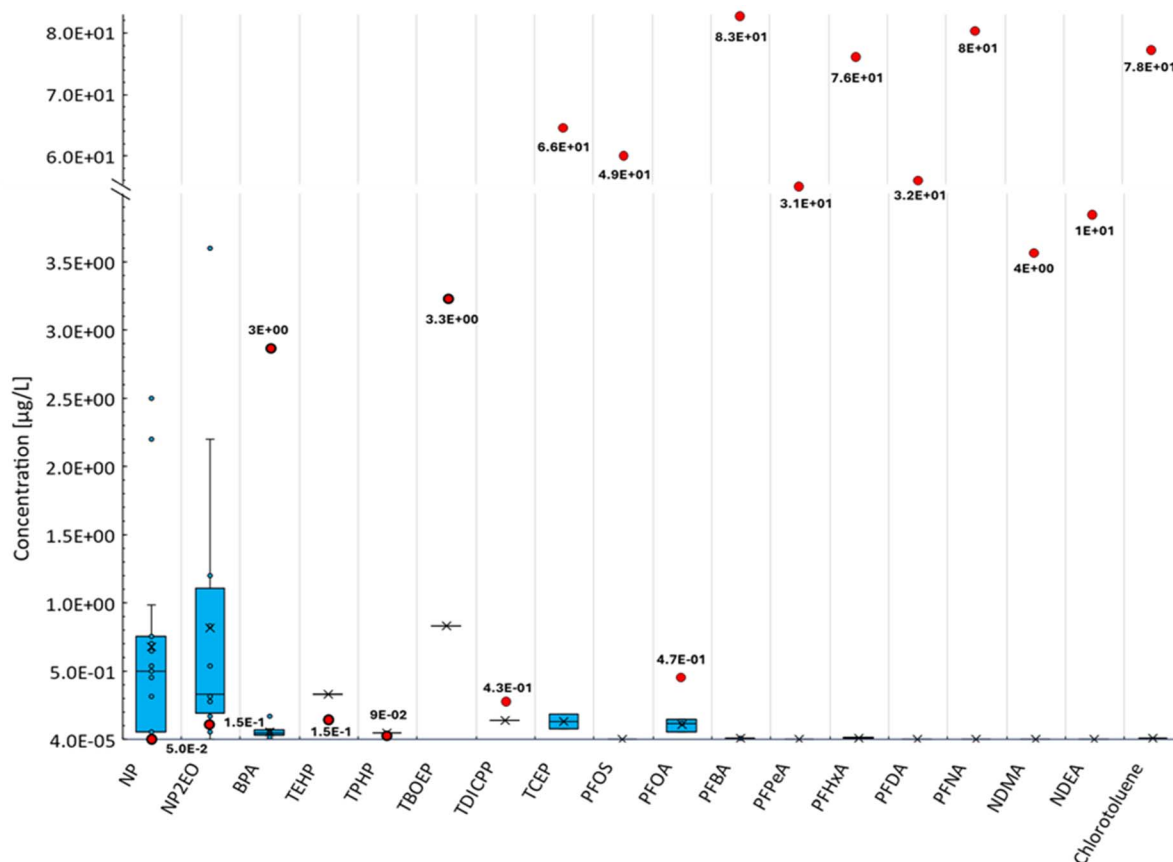


Fig. 3 Preliminary risk assessment (MEC vs. PNEC) for textile chemicals reported in rivers and for which ecotoxicity data were available. Red spots represent PNEC values, while blue box plots represent available MEC ranges. Bottom and top whiskers represent the 10th and 90th percentiles; in the box the first, second and third horizontal lines represent the 25th, 50th, and 75th percentiles while the “X” mark represents the average.

containing microparticles of synthetic polymers in mixtures with concentrations equal to and/or greater than 0.01% by weight may not be placed on the market.

3.10 General discussion

Table 1 and Fig. 2 report the main classes of chemicals used in the textile sector. Tables 2–6 show instead the measured MCs and MPs among those measured in the different phases and processes, collected from the reviewed literature. Wastewater and sludge were surely the most studied matrices worldwide. An exhaustive list of chemical classes and individual chemicals, measured in textile treatment wastewater, WWTPs receiving textile wastewaters, and surface water, is reported in Table ESI 1†. Dyes and their constituents (*e.g.*, aromatic amines, quinolines *etc.*), PFAS, PAH, PAE, AP-APEOs and CPs were among the most common pollutants encountered. Their presence was also observed in surface water, as would result given the WWTP emission into the aquatic environment. However, most of the chemicals from the list were found in wastewaters and sludge, probably because of the highest concentrations found in these phases. This can also be due to the few measurements of surface water for the same substances. This underlines the general lack of data and the need to carry out research on chemicals of environmental relevance worldwide. This issue was raised by Di Guardo and Hermens,¹⁷¹ who underlined the requirement of more temporally and spatially resolved monitoring data to perform a better exposure assessment in ecological risk assessment. However, the preliminary risk assessment showed values generally well below the PNECs, with a limited number of chemicals which exceeded the PNECs, as previously reported.^{43,72} Nevertheless, as mentioned by Di Guardo and Hermens,¹⁷¹ mixtures of chemicals are rarely considered when performing ecological risk assessment. These mixtures should include not only textile chemicals but also the other compounds found in water, such as pharmaceuticals, pesticides, and metabolites.^{172–175} Risk assessment for MPs was not possible due to the lack of established regulatory guidelines.

Despite a very high number of microfibre and microplastic-related publications in the literature, most of them considered just MPs released during domestic washing. Studies on the specific textile processes are urgently needed to understand the impact of each of them to the mass balance as already stated.²⁵ Due to the prevailing fast fashion trend, the textile production significantly increased lately, resulting in higher emissions from textile plants.¹ Looking at the data, most MPs were of fibre shape (80–100%) and most of them were found in sludge. The results showed a moderate MP pollution level in water, while MPs were mainly reported in sediment, a long-term sink of MPs.^{48,176} In addition, there is a general lack of consistency in terms of quality assurance procedures, sample collection, sample processing, characterization and identification techniques, and reported results of MPs. MPs are often reported in terms of number per liter and not in terms of concentration (mass per unit volume). While numbers and sizes of fragments/fibres could be useful for characterizing sources, weathering, and possibly ecological effects, the knowledge of true

concentrations for each polymer would allow mass balances to be performed and the fate of MPs to be reconstructed in their journey from production to use and environmental occurrence. Additionally, the adoption of standardized procedures for MP measurement steps would increase the accuracy and precision of results, reduce the time and effort required, and help to make meaningful interpretations and comparisons between studies.¹⁷⁷

4. Conclusions and recommendations

This review highlights the presence of MCs and MPs derived from the textile industry. Overall, 538 chemicals were found, many of which belong to contaminants of environmental concern such as PFAS or alkylphenol compounds. However, it would be relevant to increase the number of chemicals monitored in the environment, through suspect and non-target screening (SNTS) techniques, useful to direct and improve the evaluation of the environmental occurrence of chemicals.

MPs were reported to be mostly present in sludge, with polyester and nylon fibres being the most abundant polymers. The lack of standardized procedures in the assessment of MPs is critical since the knowledge of the number of fragments or fibres alone is not sufficient to perform a mass balance. The use of chromatographic techniques (such as pyrolysis-GC-MS) to measure mass and therefore concentration (such as $\mu\text{g L}^{-1}$) of the different polymers could allow the evaluation of the environmental path of MPs from sources to the environment in a more meaningful way.

Preliminary risk assessment was possible only for MCs for which environmental concentrations reported in surface water exceeded PNEC: NP, NP2EO, TEHP and TPHP. This was not achievable for metabolites/transformation products, since they are often not known or not measured. Risk assessment was not possible for MPs, since their effects on the organisms are still being questioned and no official regulatory procedures exist. Despite the improvement of WWTP treatments in reducing the impact of textile pollution on the environment, many chemicals (*e.g.* dyes, PFAS, alkylphenols) are still scarcely removed, raising concern for their ecotoxicity. MPs instead are removed from water around 90% and more, although they are mostly transferred to sludge. This leads to subsequent sludge disposal or reuse issues. Regarding WWTPs, even when quaternary treatments are implemented, the activation of the bypass flow in case of abundant precipitations would imply the transfer of untreated wastewater to surface waters. This means, for MPs, a direct load to surface waters, since sequestration by sludge during secondary and later treatments will not occur.

The problem of *trans*-boundary contaminants is still overlooked, allowing many chemicals to reach ecosystems of territories where these chemicals would be restricted or banned. This is also true when recycled polymers are used for textile production, possibly carrying restricted use chemicals.



Finally, there are still no limits in the European Union on MCs entering and leaving WWTPs. Additional treatments should be implemented in WWTPs to reduce the amount of MCs and MPs reaching surface water and sludge. The effect of such treatments should be monitored and refined to evaluate and possibly mitigate the production of metabolites/transformation products or reactive species which could be more toxic to the aquatic ecosystem than the parent compounds.

Data availability

The data supporting this article have been included as part of the ESI† in the form of an excel file (*.xlsx) containing physical-chemical, regulative, and ecotoxicity data for 538 chemicals.

Author contributions

Isabella Gambino: investigation, writing –original draft preparation, writing – reviewing and editing; Elisa Terzaghi: investigation, writing – reviewing and editing; Enrica Baldini: reviewing and editing; Giovanni Bergna: reviewing and editing; Giovanni Palmisano: writing – reviewing and editing; Antonio Di Guardo: funding, resources, data curation, writing – reviewing and editing, supervision.

Conflicts of interest

There are no conflicts to declare.

Acknowledgements

The quantitative comparisons presented in this critical review were made possible by the availability of data published by other authors. The project NODES, which received funding from the Italian MUR—M4C2 1.5 of PNRR, financed by the European Union—NextGenerationEU (grant agreement no. ECS00000036) is acknowledged for funding most of this research, specifically ET, ADG and part of the salary of IG. The LIFE CASCADE project (LIFE22-ENV – LIFE CASCADE contract no. 101113942) is also acknowledged for funding part of IG's salary, ADG, ET, EB and GB.

References

- European Parliament, The impact of textile production and waste on the environment (infographics), <https://www.europarl.europa.eu/topics/en/article/20201208STO93327/the-impact-of-textile-production-and-waste-on-the-environment-infographics>, accessed 16 October 2024.
- K. Lacasse and W. Baumann, *Textile Chemicals*, Springer Berlin Heidelberg, Berlin, Heidelberg, 2004.
- G. Knopp, C. Prasse, T. A. Ternes and P. Cornel, Elimination of micropollutants and transformation products from a wastewater treatment plant effluent through pilot scale ozonation followed by various activated carbon and biological filters, *Water Res.*, 2016, **100**, 580–592, DOI: [10.1016/j.watres.2016.04.069](https://doi.org/10.1016/j.watres.2016.04.069).
- Y. Yang, X. Zhang, J. Jiang, J. Han, W. Li, X. Li, K. M. Yee Leung, S. A. Snyder and P. J. J. Alvarez, Which Micropollutants in Water Environments Deserve More Attention Globally?, *Environ. Sci. Technol.*, 2022, **56**, 13–29, DOI: [10.1021/acs.est.1c04250](https://doi.org/10.1021/acs.est.1c04250).
- ISO, ISO/TR 21960:2020 *Plastics — Environmental aspects — State of knowledge and methodologies*, <https://www.iso.org/standard/72300.html>.
- ISO, ISO 4484-1:2023 *Textiles and Textile Products — Microplastics from Textile Sources*, Part 1: Determination of material loss from fabrics during washing.
- S. Acharya, S. S. Rumi, Y. Hu and N. Abidi, Microfibers from synthetic textiles as a major source of microplastics in the environment: A review, *Text. Res. J.*, 2021, **91**, 2136–2156, DOI: [10.1177/0040517521991244](https://doi.org/10.1177/0040517521991244).
- Y. Luo, W. Guo, H. H. Ngo, L. D. Nghiem, F. I. Hai, J. Zhang, S. Liang and X. C. Wang, A review on the occurrence of micropollutants in the aquatic environment and their fate and removal during wastewater treatment, *Sci. Total Environ.*, 2014, **473–474**, 619–641, DOI: [10.1016/j.scitotenv.2013.12.065](https://doi.org/10.1016/j.scitotenv.2013.12.065).
- L. T. K. Thoa, T. T. P. Thao, M.-L. Nguyen-Thi, N. D. Chung, C. W. Ooi, S.-M. Park, T. T. Lan, H. T. Quang, K. S. Khoo, P. L. Show and N. D. Huy, Microbial biodegradation of recalcitrant synthetic dyes from textile-enriched wastewater by *Fusarium oxysporum*, *Chemosphere*, 2023, **325**, 138392, DOI: [10.1016/j.chemosphere.2023.138392](https://doi.org/10.1016/j.chemosphere.2023.138392).
- R. I. L. Eggen, J. Hollender, A. Joss, M. Schärer and C. Stamm, Reducing the Discharge of Micropollutants in the Aquatic Environment: The Benefits of Upgrading Wastewater Treatment Plants, *Environ. Sci. Technol.*, 2014, **48**, 7683–7689, DOI: [10.1021/es500907n](https://doi.org/10.1021/es500907n).
- G. A. R. D. Oliveira, D. M. Leme, J. De Lapuente, L. B. Brito, C. Porredón, L. D. B. Rodrigues, N. Brull, J. T. Serret, M. Borràs, G. R. Disner, M. M. Cestari and D. P. D. Oliveira, A test battery for assessing the ecotoxic effects of textile dyes, *Chem. Biol. Interact.*, 2018, **291**, 171–179, DOI: [10.1016/j.cbi.2018.06.026](https://doi.org/10.1016/j.cbi.2018.06.026).
- J. Rogowska, M. Cieszyńska-Semenowicz, W. Ratajczyk and L. Wolska, Micropollutants in treated wastewater, *Ambio*, 2020, **49**, 487–503, DOI: [10.1007/s13280-019-01219-5](https://doi.org/10.1007/s13280-019-01219-5).
- H. Talouizte, M. Merzouki, M. Benlemlih and M. Bendriss Amraoui, Chemical Characterization of Specific Micropollutants from Textile Industry Effluents in Fez City, Morocco, *J. Chem.*, 2020, **2020**, 1–11, DOI: [10.1155/2020/3268241](https://doi.org/10.1155/2020/3268241).
- W. U. Khan, S. Ahmed, Y. Dhoble and S. Madhav, A critical review of hazardous waste generation from textile industries and associated ecological impacts, *J. Indian Chem. Soc.*, 2023, **100**, 100829, DOI: [10.1016/j.jics.2022.100829](https://doi.org/10.1016/j.jics.2022.100829).
- J. Rovira and J. L. Domingo, Human health risks due to exposure to inorganic and organic chemicals from textiles: A review, *Environ. Res.*, 2019, **168**, 62–69, DOI: [10.1016/j.envres.2018.09.027](https://doi.org/10.1016/j.envres.2018.09.027).



- 16 D. A. Yaseen and M. Scholz, Textile dye wastewater characteristics and constituents of synthetic effluents: a critical review, *Int. J. Environ. Sci. Technol.*, 2019, **16**, 1193–1226, DOI: [10.1007/s13762-018-2130-z](https://doi.org/10.1007/s13762-018-2130-z).
- 17 J. Sharma, S. Sharma and V. Soni, Classification and impact of synthetic textile dyes on Aquatic Flora: A review, *Reg. Stud. Mar. Sci.*, 2021, **45**, 101802, DOI: [10.1016/j.rsma.2021.101802](https://doi.org/10.1016/j.rsma.2021.101802).
- 18 C. Zhang, H. Chen, G. Xue, Y. Liu, S. Chen and C. Jia, A critical review of the aniline transformation fate in azo dye wastewater treatment, *J. Clean. Prod.*, 2021, **321**, 128971, DOI: [10.1016/j.jclepro.2021.128971](https://doi.org/10.1016/j.jclepro.2021.128971).
- 19 S. Dutta, S. Adhikary, S. Bhattacharya, D. Roy, S. Chatterjee, A. Chakraborty, D. Banerjee, A. Ganguly, S. Nanda and P. Rajak, Contamination of textile dyes in aquatic environment: Adverse impacts on aquatic ecosystem and human health, and its management using bioremediation, *J. Environ. Manage.*, 2024, **353**, 120103, DOI: [10.1016/j.jenvman.2024.120103](https://doi.org/10.1016/j.jenvman.2024.120103).
- 20 C. R. S. De Oliveira, A. H. Da Silva Júnior, J. Mulinari, A. J. S. Ferreira and A. Da Silva, Fibrous microplastics released from textiles: Occurrence, fate, and remediation strategies, *J. Contam. Hydrol.*, 2023, **256**, 104169, DOI: [10.1016/j.jconhyd.2023.104169](https://doi.org/10.1016/j.jconhyd.2023.104169).
- 21 Z. Gao, J. V. Cizdziel and L. Chen, Microplastics profile in sludge from a university wastewater treatment plant and the influence of chemical digestions on Nile red stained microplastics, *J. Environ. Chem. Eng.*, 2023, **11**, 109671, DOI: [10.1016/j.jece.2023.109671](https://doi.org/10.1016/j.jece.2023.109671).
- 22 L. Yang, F. Qiao, K. Lei, H. Li, Y. Kang, S. Cui and L. An, Microfiber release from different fabrics during washing, *Environ. Pollut.*, 2019, **249**, 136–143, DOI: [10.1016/j.envpol.2019.03.011](https://doi.org/10.1016/j.envpol.2019.03.011).
- 23 G. Dalla Fontana, R. Mossotti and A. Montarsolo, Assessment of microplastics release from polyester fabrics: The impact of different washing conditions, *Environ. Pollut.*, 2020, **264**, 113960, DOI: [10.1016/j.envpol.2020.113960](https://doi.org/10.1016/j.envpol.2020.113960).
- 24 Y.-Q. Zhang, M. Lykaki, M. Taher Alrajoula, M. Markiewicz, C. Kraas, S. Kolbe, K. Klinkhammer, M. Rabe, R. Klauer, E. Bendt and S. Stolte, Microplastics from textile origin – emission and reduction measures, *Green Chem.*, 2021, **23**, 5247–5271, DOI: [10.1039/D1GC01589C](https://doi.org/10.1039/D1GC01589C).
- 25 Y.-Q. Zhang, M. Lykaki, M. Markiewicz, M. T. Alrajoula, C. Kraas and S. Stolte, Environmental contamination by microplastics originating from textiles: Emission, transport, fate and toxicity, *J. Hazard. Mater.*, 2022, **430**, 128453, DOI: [10.1016/j.jhazmat.2022.128453](https://doi.org/10.1016/j.jhazmat.2022.128453).
- 26 D. Moher, A. Liberati, J. Tetzlaff and D. G. Altman, Preferred reporting items for systematic reviews and meta-analyses: The PRISMA statement, *Int. J. Surg.*, 2010, **8**, 336–341, DOI: [10.1016/j.ijsu.2010.02.007](https://doi.org/10.1016/j.ijsu.2010.02.007).
- 27 ZDHC, *ZDHC Manufacturing Restricted Substances List (ZDHC MRSL) V3.1*, <https://mrsl.roadmaptozero.com/>.
- 28 PubChem, *PubChem*, <https://pubchem.ncbi.nlm.nih.gov/>, accessed 16 October 2024.
- 29 ChemSpider, *ChemSpider*, <https://www.chemspider.com>, accessed 31 July 2024.
- 30 Reaxys, *Reaxys*, <https://www.reaxys.com>, accessed 31 July 2024.
- 31 USEPA, *IRIS Toxicological Review of Perfluorobutanoic Acid (PFBA, CASRN 375-22-4) and Related Salts*, Office of Research and Development U.S. Environmental Protection Agency, Washington, DC, 2022.
- 32 USEPA, *IRIS Toxicological Review of Perfluorohexanoic Acid [PFHxA, CASRN 307-24-4] and Related Salts*, Office of Research and Development U.S. Environmental Protection Agency, Washington, DC, 2023.
- 33 C. M. A. Eichler and J. C. Little, A framework to model exposure to per- and polyfluoroalkyl substances in indoor environments, *Environ. Sci.: Process. Impacts.*, 2020, **22**, 500–511, DOI: [10.1039/C9EM00556K](https://doi.org/10.1039/C9EM00556K).
- 34 L. Salih Al-Omran, in *Flame Retardants*, ed. F. Zafar and E. Sharmin, IntechOpen, 2019.
- 35 EU, Regulation (EU) 2019/1021 of the European Parliament and of the council of 20 June 2019 on persistent organic pollutants, <https://eur-lex.europa.eu/eli/reg/2019/1021/oj>, accessed 16 October 2024.
- 36 ECHA, *ECHA CHEM*, <https://chem.echa.europa.eu/>, accessed 7 February 2024.
- 37 USEPA, *ECOTOX Database*, <https://cfpub.epa.gov/ecotox/>.
- 38 EC, Technical Guidance Document on risk assessment in support of Commission Directive 93/67/EEC on risk assessment for new notified substances, *Commission Regulation (EC) No 1488/94 on risk assessment for existing substances, Directive 98/8/EC of the European Parliament and of the Council concerning the placing of biocidal products on the market. Part II*, <https://op.europa.eu/en/publication-detail/-/publication/9aebb292-39c5-4b9c-b4cb-97fb02d9bea2/language-en>.
- 39 V. M. Correia, T. Stephenson and S. J. Judd, Characterisation of textile wastewaters - a review, *Environ. Technol.*, 1994, **15**, 917–929, DOI: [10.1080/09593339409385500](https://doi.org/10.1080/09593339409385500).
- 40 C. R. Holkar, A. J. Jadhav, D. V. Pinjari, N. M. Mahamuni and A. B. Pandit, A critical review on textile wastewater treatments: Possible approaches, *J. Environ. Manage.*, 2016, **182**, 351–366, DOI: [10.1016/j.jenvman.2016.07.090](https://doi.org/10.1016/j.jenvman.2016.07.090).
- 41 A. Preiss, U. Sängler, N. Karfich, K. Levsen and C. Mügge, Characterization of Dyes and Other Pollutants in the Effluent of a Textile Company by LC/NMR and LC/MS, *Anal. Chem.*, 2000, **72**, 992–998, DOI: [10.1021/ac9903609](https://doi.org/10.1021/ac9903609).
- 42 H.-B. Lee, T. E. Peart, G. Gris and J. Chan, Endocrine-Disrupting Chemicals in Industrial Wastewater Samples in Toronto, Ontario, *Water Qual. Res. J.*, 2002, **37**, 459–472, DOI: [10.2166/wqrj.2002.030](https://doi.org/10.2166/wqrj.2002.030).
- 43 R. Loos, G. Hanke, G. Umlauf and S. J. Eisenreich, LC–MS–MS analysis and occurrence of octyl- and nonylphenol, their ethoxylates and their carboxylates in Belgian and Italian textile industry, waste water treatment plant effluents and surface waters, *Chemosphere*, 2007, **66**, 690–699, DOI: [10.1016/j.chemosphere.2006.07.060](https://doi.org/10.1016/j.chemosphere.2006.07.060).



- 44 P. Pothitou and D. Voutsas, Endocrine disrupting compounds in municipal and industrial wastewater treatment plants in Northern Greece, *Chemosphere*, 2008, **73**, 1716–1723, DOI: [10.1016/j.chemosphere.2008.09.037](https://doi.org/10.1016/j.chemosphere.2008.09.037).
- 45 L. Ciofi, C. Ancillotti, U. Chiuminatto, D. Fibbi, B. Pasquini, M. C. Bruzzoniti, L. Rivoira and M. Del Bubba, Fully automated on-line solid phase extraction coupled to liquid chromatography–tandem mass spectrometry for the simultaneous analysis of alkylphenol polyethoxylates and their carboxylic and phenolic metabolites in wastewater samples, *Anal. Bioanal. Chem.*, 2016, **408**, 3331–3347, DOI: [10.1007/s00216-016-9403-5](https://doi.org/10.1007/s00216-016-9403-5).
- 46 G. Bertanza, M. Papa, R. Pedrazzani, C. Repice, G. Mazzoleni, N. Steimberg, D. Feretti, E. Ceretti and I. Zerbini, EDCs, estrogenicity and genotoxicity reduction in a mixed (domestic+textile) secondary effluent by means of ozonation: A full-scale experience, *Sci. Total Environ.*, 2013, **458–460**, 160–168, DOI: [10.1016/j.scitotenv.2013.03.108](https://doi.org/10.1016/j.scitotenv.2013.03.108).
- 47 B. Lalonde and C. Garron, Nonylphenol, Octylphenol, and Nonylphenol Ethoxylates Dissemination in the Canadian Freshwater Environment, *Arch. Environ. Contam. Toxicol.*, 2021, **80**, 319–330, DOI: [10.1007/s00244-020-00807-x](https://doi.org/10.1007/s00244-020-00807-x).
- 48 S. Liu, Y. Huang, D. Luo, X. Wang, Z. Wang, X. Ji, Z. Chen, R. A. Dahlgren, M. Zhang and X. Shang, Integrated effects of polymer type, size and shape on the sinking dynamics of biofouled microplastics, *Water Res.*, 2022, **220**, 118656, DOI: [10.1016/j.watres.2022.118656](https://doi.org/10.1016/j.watres.2022.118656).
- 49 R. A. Martínez, D. C. Fechner, M. R. Delfino, R. G. Pellerano and H. C. Goicoechea, Rapid determination of three textile surfactants in environmental samples by modeling excitation-emission second-order data with multi-way calibration methods, *Environ. Sci. Pollut. Res.*, 2022, **29**, 25869–25880, DOI: [10.1007/s11356-021-17660-7](https://doi.org/10.1007/s11356-021-17660-7).
- 50 I.-H. Acir and K. Guenther, Endocrine-disrupting metabolites of alkylphenol ethoxylates – A critical review of analytical methods, environmental occurrences, toxicity, and regulation, *Sci. Total Environ.*, 2018, **635**, 1530–1546, DOI: [10.1016/j.scitotenv.2018.04.079](https://doi.org/10.1016/j.scitotenv.2018.04.079).
- 51 M. C. Alonso, M. Castillo and D. Barceló, Solid-Phase Extraction Procedure of Polar Benzene- and Naphthalenesulfonates in Industrial Effluents Followed by Unequivocal Determination with Ion-Pair Chromatography/Electrospray-Mass Spectrometry, *Anal. Chem.*, 1999, **71**, 2586–2593, DOI: [10.1021/ac981377e](https://doi.org/10.1021/ac981377e).
- 52 M. Castillo, M. C. Alonso, J. Riu and D. Barceló, Identification of Polar, Ionic, and Highly Water Soluble Organic Pollutants in Untreated Industrial Wastewaters, *Environ. Sci. Technol.*, 1999, **33**, 1300–1306, DOI: [10.1021/es981012b](https://doi.org/10.1021/es981012b).
- 53 F. T. Lange, M. Merklinger, M. Wenz, H.-J. Brauch, M. Lehmann and I. Pinter, Occurrence and Solid–Liquid Partition of Sulfonated Naphthalene–Formaldehyde Condensates in the Aquatic Environment, *Environ. Sci. Technol.*, 2005, **39**, 1523–1531, DOI: [10.1021/es040081p](https://doi.org/10.1021/es040081p).
- 54 L. Fu, L. Bin, Z. Luo, Z. Huang, P. Li, S. Huang, D. Nyobe, F. Fu and B. Tang, Spectral change of dissolved organic matter after extracted by solid-phase extraction and its feasibility in predicting the acute toxicity of polar organic pollutants in textile wastewater, *J. Hazard. Mater.*, 2023, **443**, 130344, DOI: [10.1016/j.jhazmat.2022.130344](https://doi.org/10.1016/j.jhazmat.2022.130344).
- 55 M. Liu, J. Lv, C. Qin, H. Zhang, L. Wu, W. Guo, C. Guo and J. Xu, Chemical fingerprinting of organic micropollutants in different industrial treated wastewater effluents and their effluent-receiving river, *Sci. Total Environ.*, 2022, **838**, 156399, DOI: [10.1016/j.scitotenv.2022.156399](https://doi.org/10.1016/j.scitotenv.2022.156399).
- 56 P. A. Carneiro, G. A. Umbuzeiro, D. P. Oliveira and M. V. B. Zanoni, Assessment of water contamination caused by a mutagenic textile effluent/dyehouse effluent bearing disperse dyes, *J. Hazard. Mater.*, 2010, **174**, 694–699, DOI: [10.1016/j.jhazmat.2009.09.106](https://doi.org/10.1016/j.jhazmat.2009.09.106).
- 57 G. Luongo, G. Thorsén and C. Östman, Quinolines in clothing textiles—a source of human exposure and wastewater pollution?, *Anal. Bioanal. Chem.*, 2014, **406**, 2747–2756, DOI: [10.1007/s00216-014-7688-9](https://doi.org/10.1007/s00216-014-7688-9).
- 58 X.-A. Ning, J.-Y. Liang, R.-J. Li, Z. Hong, Y.-J. Wang, K.-L. Chang, Y.-P. Zhang and Z.-Y. Yang, Aromatic amine contents, component distributions and risk assessment in sludge from 10 textile-dyeing plants, *Chemosphere*, 2015, **134**, 367–373, DOI: [10.1016/j.chemosphere.2015.05.015](https://doi.org/10.1016/j.chemosphere.2015.05.015).
- 59 F. I. Vacchi, J. A. D. S. Vendemiatti, B. F. Da Silva, M. V. B. Zanoni and G. D. A. Umbuzeiro, Quantifying the contribution of dyes to the mutagenicity of waters under the influence of textile activities, *Sci. Total Environ.*, 2017, **601–602**, 230–236, DOI: [10.1016/j.scitotenv.2017.05.103](https://doi.org/10.1016/j.scitotenv.2017.05.103).
- 60 Z. Dragun, D. Stipaničev, Ž. Fiket, M. Lučić, N. Udiković Kolić, A. Puljko, S. Repec, Z. Šoštarčić Vulić, D. Ivanković, F. Barac, Z. Kiralj, T. Kralj and D. Valić, Yesterday's contamination—A problem of today? The case study of discontinued historical contamination of the Mrežnica River (Croatia), *Sci. Total Environ.*, 2022, **848**, 157775, DOI: [10.1016/j.scitotenv.2022.157775](https://doi.org/10.1016/j.scitotenv.2022.157775).
- 61 L. Pereira, P. K. Mondal and M. Alves, in *Pollutants in Buildings, Water and Living Organisms*, ed. E. Lichtfouse, J. Schwarzbauer and D. Robert, Springer International Publishing, Cham, 2015, vol. 7, pp. 297–346.
- 62 R. Avagyan, G. Luongo, G. Thorsén and C. Östman, Benzothiazole, benzotriazole, and their derivatives in clothing textiles—a potential source of environmental pollutants and human exposure, *Environ. Sci. Pollut. Res.*, 2015, **22**, 5842–5849, DOI: [10.1007/s11356-014-3691-0](https://doi.org/10.1007/s11356-014-3691-0).
- 63 A. Maceira, R. M. Marcé and F. Borrull, Occurrence of benzothiazole, benzotriazole and benzenesulfonamide derivatives in outdoor air particulate matter samples and human exposure assessment, *Chemosphere*, 2018, **193**, 557–566, DOI: [10.1016/j.chemosphere.2017.11.073](https://doi.org/10.1016/j.chemosphere.2017.11.073).
- 64 S. Lee, C. Liao, G.-J. Song, K. Ra, K. Kannan and H.-B. Moon, Emission of bisphenol analogues including bisphenol A and bisphenol F from wastewater treatment plants in Korea, *Chemosphere*, 2015, **119**, 1000–1006, DOI: [10.1016/j.chemosphere.2014.09.011](https://doi.org/10.1016/j.chemosphere.2014.09.011).
- 65 J. Xue, W. Liu and K. Kannan, Bisphenols, Benzophenones, and Bisphenol A Diglycidyl Ethers in Textiles and Infant



- Clothing, *Environ. Sci. Technol.*, 2017, **51**, 5279–5286, DOI: [10.1021/acs.est.7b00701](https://doi.org/10.1021/acs.est.7b00701).
- 66 X. Chen, X. Ning, X. Lai, Y. Wang, Y. Zhang and Y. He, Chlorophenols in textile dyeing sludge: Pollution characteristics and environmental risk control, *J. Hazard. Mater.*, 2021, **416**, 125721, DOI: [10.1016/j.jhazmat.2021.125721](https://doi.org/10.1016/j.jhazmat.2021.125721).
 - 67 A. Karci, Degradation of chlorophenols and alkylphenol ethoxylates, two representative textile chemicals, in water by advanced oxidation processes: The state of the art on transformation products and toxicity, *Chemosphere*, 2014, **99**, 1–18, DOI: [10.1016/j.chemosphere.2013.10.034](https://doi.org/10.1016/j.chemosphere.2013.10.034).
 - 68 I. Martí, R. Lloret, J. Martín-Alonso and F. Ventura, Determination of chlorinated toluenes in raw and treated water samples from the Llobregat river by closed loop stripping analysis and gas chromatography–mass spectrometry detection, *J. Chromatogr. A*, 2005, **1077**, 68–73, DOI: [10.1016/j.chroma.2005.04.051](https://doi.org/10.1016/j.chroma.2005.04.051).
 - 69 C. Valls-Cantenys, E. Villaverde-de-Sáa, R. Rodil, J. B. Quintana, M. Iglesias, V. Salvadó and R. Cela, Application of polydimethylsiloxane rod extraction to the determination of sixteen halogenated flame retardants in water samples, *Anal. Chim. Acta*, 2013, **770**, 85–93, DOI: [10.1016/j.aca.2013.01.059](https://doi.org/10.1016/j.aca.2013.01.059).
 - 70 J. K. Oh, K. Kotani, S. Managaki and S. Masunaga, Levels and distribution of hexabromocyclododecane and its lower brominated derivative in Japanese riverine environment, *Chemosphere*, 2014, **109**, 157–163, DOI: [10.1016/j.chemosphere.2014.01.074](https://doi.org/10.1016/j.chemosphere.2014.01.074).
 - 71 L. Fu, L. Bin, J. Cui, D. Nyobe, P. Li, S. Huang, F. Fu and B. Tang, Tracing the occurrence of organophosphate ester along the river flow path and textile wastewater treatment processes by using dissolved organic matters as an indicator, *Sci. Total Environ.*, 2020, **722**, 137895, DOI: [10.1016/j.scitotenv.2020.137895](https://doi.org/10.1016/j.scitotenv.2020.137895).
 - 72 J. Cristale, I. Oliveira Santos, G. D. A. Umbuzeiro and E. Fagnani, Occurrence and risk assessment of organophosphate esters in urban rivers from Piracicaba watershed (Brazil), *Environ. Sci. Pollut. Res.*, 2021, **28**, 59244–59255, DOI: [10.1007/s11356-020-10150-2](https://doi.org/10.1007/s11356-020-10150-2).
 - 73 H. Matsukami, S. Hashimoto and G. Suzuki, Investigation of novel brominated triazine-based flame retardant (TDBP-TAZTO) and its transformation products emitted from fire-retarded textile manufacturing facility and its downstream sewage treatment plant, *Sci. Total Environ.*, 2021, **791**, 148233, DOI: [10.1016/j.scitotenv.2021.148233](https://doi.org/10.1016/j.scitotenv.2021.148233).
 - 74 M. J. Farré, S. Insa, W. Gernjak, L. Corominas, M. Čelić and V. Acuña, N-Nitrosamines and their precursors in wastewater effluents from selected industries in Spain, *J. Hazard. Mater.*, 2023, **451**, 131159, DOI: [10.1016/j.jhazmat.2023.131159](https://doi.org/10.1016/j.jhazmat.2023.131159).
 - 75 W. Chen, Y. Chen, H. Huang, Y. Lu, M. S. Khorram, W. Zhao, D. Wang, S. Qi, B. Jin and G. Zhang, Occurrence of N-Nitrosamines in the Pearl River delta of China: Characterization and evaluation of different sources, *Water Res.*, 2019, **164**, 114896, DOI: [10.1016/j.watres.2019.114896](https://doi.org/10.1016/j.watres.2019.114896).
 - 76 T. Olmez-Hanci, S. Dogruel, A. D. A. Emek, C. E. Yilmazer, S. Çınar, O. Kiraz, E. Citil, A. K. Orhon, E. Siltu, S. M. Gucver, O. K. Ozgun, A. Tanik and U. Yetis, Performance of ozone and peroxone on the removal of endocrine disrupting chemicals (EDCs) coupled with cost analysis, *Water Sci. Technol.*, 2020, **82**, 640–650, DOI: [10.2166/wst.2020.339](https://doi.org/10.2166/wst.2020.339).
 - 77 M. Lin, X. Ning, T. An, J. Zhang, C. Chen, Y. Ke, Y. Wang, Y. Zhang, J. Sun and J. Liu, Degradation of polycyclic aromatic hydrocarbons (PAHs) in textile dyeing sludge with ultrasound and Fenton processes: Effect of system parameters and synergistic effect study, *J. Hazard. Mater.*, 2016, **307**, 7–16, DOI: [10.1016/j.jhazmat.2015.12.047](https://doi.org/10.1016/j.jhazmat.2015.12.047).
 - 78 M. Gilchrist, *PFAS in the Textile and Leather Industries*, Report of Minnesota Pollution Control Agency, 520 Lafayette Road North, Saint Paul, MN, 2023.
 - 79 F. Heydebreck, J. Tang, Z. Xie and R. Ebinghaus, Emissions of Per- and Polyfluoroalkyl Substances in a Textile Manufacturing Plant in China and Their Relevance for Workers' Exposure, *Environ. Sci. Technol.*, 2016, **50**, 10386–10396, DOI: [10.1021/acs.est.6b03213](https://doi.org/10.1021/acs.est.6b03213).
 - 80 H.-Y. Kim, H.-W. Seok, H.-O. Kwon, S.-D. Choi, K.-S. Seok and J. E. Oh, A national discharge load of perfluoroalkyl acids derived from industrial wastewater treatment plants in Korea, *Sci. Total Environ.*, 2016, **563–564**, 530–537, DOI: [10.1016/j.scitotenv.2016.04.077](https://doi.org/10.1016/j.scitotenv.2016.04.077).
 - 81 N. H. Lam, B.-K. Min, C.-R. Cho, K.-H. Park, J.-S. Ryu, P.-J. Kim, K.-H. Choi, M. Morita and H.-S. Cho, Distribution of perfluoroalkyl substances in water from industrialized bays, rivers and agricultural areas in Korea, *J. Toxicol. Environ. Health Sci.*, 2016, **8**, 43–55, DOI: [10.1007/s13530-016-0260-6](https://doi.org/10.1007/s13530-016-0260-6).
 - 82 H. Ulrich, K. P. Freier and M. Gierig, Getting on with persistent pollutants: Decreasing trends of perfluoroalkyl acids (PFAAs) in sewage sludge, *Chemosphere*, 2016, **161**, 527–535, DOI: [10.1016/j.chemosphere.2016.07.048](https://doi.org/10.1016/j.chemosphere.2016.07.048).
 - 83 G.-H. Lu, N. Gai, P. Zhang, H.-T. Piao, S. Chen, X.-C. Wang, X.-C. Jiao, X.-C. Yin, K.-Y. Tan and Y.-L. Yang, Perfluoroalkyl acids in surface waters and tapwater in the Qiantang River watershed—Influences from paper, textile, and leather industries, *Chemosphere*, 2017, **185**, 610–617, DOI: [10.1016/j.chemosphere.2017.06.139](https://doi.org/10.1016/j.chemosphere.2017.06.139).
 - 84 M. Stróżyńska and K. Schuhen, Derivatization of Perfluorocarboxylic Acids with N,N-Dimethylformamide Dimethylacetal Prior to GC-MS Analysis, *Chromatographia*, 2020, **83**, 477–482, DOI: [10.1007/s10337-019-03850-6](https://doi.org/10.1007/s10337-019-03850-6).
 - 85 L. Yu, X. Liu and Z. Hua, Occurrence, distribution, and risk assessment of perfluoroalkyl acids in drinking water sources from the lower Yangtze River, *Chemosphere*, 2022, **287**, 132064, DOI: [10.1016/j.chemosphere.2021.132064](https://doi.org/10.1016/j.chemosphere.2021.132064).
 - 86 B. Nowack, The behavior of phosphonates in wastewater treatment plants of Switzerland, *Water Res.*, 1998, **32**, 1271–1279, DOI: [10.1016/S0043-1354\(97\)00338-2](https://doi.org/10.1016/S0043-1354(97)00338-2).
 - 87 S. Wang, B. Zhang, C. Shan, X. Yan, H. Chen and B. Pan, Occurrence and transformation of phosphonates in textile dyeing wastewater along full-scale combined treatment



- processes, *Water Res.*, 2020, **184**, 116173, DOI: [10.1016/j.watres.2020.116173](https://doi.org/10.1016/j.watres.2020.116173).
- 88 J. Liang, X. Ning, M. Kong, D. Liu, G. Wang, H. Cai, J. Sun, Y. Zhang, X. Lu and Y. Yuan, Elimination and ecotoxicity evaluation of phthalic acid esters from textile-dyeing wastewater, *Environ. Pollut.*, 2017, **231**, 115–122, DOI: [10.1016/j.envpol.2017.08.006](https://doi.org/10.1016/j.envpol.2017.08.006).
 - 89 H. Zhou, L. Zhou and K. Ma, Microfiber from textile dyeing and printing wastewater of a typical industrial park in China: Occurrence, removal and release, *Sci. Total Environ.*, 2020, **739**, 140329, DOI: [10.1016/j.scitotenv.2020.140329](https://doi.org/10.1016/j.scitotenv.2020.140329).
 - 90 F. C. Alam, E. Sembiring, B. S. Muntalif and V. Suendo, Microplastic distribution in surface water and sediment river around slum and industrial area (case study: Ciwalengke River, Majalaya district, Indonesia), *Chemosphere*, 2019, **224**, 637–645, DOI: [10.1016/j.chemosphere.2019.02.188](https://doi.org/10.1016/j.chemosphere.2019.02.188).
 - 91 C. Xu, G. Zhou, J. Lu, C. Shen, Z. Dong, S. Yin and F. Li, Spatio-vertical distribution of riverine microplastics: Impact of the textile industry, *Environ. Res.*, 2022, **211**, 112789, DOI: [10.1016/j.envres.2022.112789](https://doi.org/10.1016/j.envres.2022.112789).
 - 92 N. Šajin, *Environmental Impact of the Textile and Clothing Industry: what Consumers Need to Know*, 2019.
 - 93 S. Madhav, A. Ahamad, P. Singh and P. K. Mishra, A review of textile industry: Wet processing, environmental impacts, and effluent treatment methods, *Environ. Qual. Manag.*, 2018, **27**, 31–41, DOI: [10.1002/tqem.21538](https://doi.org/10.1002/tqem.21538).
 - 94 R. Kishor, D. Purchase, G. D. Saratale, L. F. R. Ferreira, M. Bilal, H. M. N. Iqbal and R. N. Bharagava, Environment friendly degradation and detoxification of Congo red dye and textile industry wastewater by a newly isolated *Bacillus cohnii* (RKS9), *Environ. Technol. Innov.*, 2021, **22**, 101425, DOI: [10.1016/j.eti.2021.101425](https://doi.org/10.1016/j.eti.2021.101425).
 - 95 M. M. Nijkamp, L. Maslankiewicz, J. E. Delmaar and J. J. A. Muller, *Hazardous Substances in Textile Products*, National Institute for Public Health and the Environment. RIVM, Bilthoven The Netherlands, 2014.
 - 96 F. Iadaresta, PhD thesis, Department of Environmental Science and Analytical Chemistry, 2019.
 - 97 UNEP, Stockholm Convention – Home page, <http://www.pops.int/>, accessed 27 February 2020.
 - 98 Y. Cai, T. Yang, D. M. Mitrano, M. Heuberger, R. Hufenus and B. Nowack, Systematic Study of Microplastic Fiber Release from 12 Different Polyester Textiles during Washing, *Environ. Sci. Technol.*, 2020, **54**, 4847–4855, DOI: [10.1021/acs.est.9b07395](https://doi.org/10.1021/acs.est.9b07395).
 - 99 F. De Falco, E. Di Pace, M. Avella, G. Gentile, M. E. Errico, A. Krzan, H. ElKhair, M. Zupan and M. Cocca, Development and Performance Evaluation of a Filtration System for Washing Machines to Reduce Microfiber Release in Wastewater, *Water Air Soil Pollut.*, 2021, **232**, 406, DOI: [10.1007/s11270-021-05342-6](https://doi.org/10.1007/s11270-021-05342-6).
 - 100 H. Deng, R. Wei, W. Luo, L. Hu, B. Li, Y. Di and H. Shi, Microplastic pollution in water and sediment in a textile industrial area, *Environ. Pollut.*, 2020, **258**, 113658, DOI: [10.1016/j.envpol.2019.113658](https://doi.org/10.1016/j.envpol.2019.113658).
 - 101 A. P. Periyasamy and A. Tehrani-Bagha, A review on microplastic emission from textile materials and its reduction techniques, *Polym. Degrad. Stab.*, 2022, **199**, 109901, DOI: [10.1016/j.polyimdegradstab.2022.109901](https://doi.org/10.1016/j.polyimdegradstab.2022.109901).
 - 102 R. Al-Tohamy, S. S. Ali, F. Li, K. M. Okasha, Y. A.-G. Mahmoud, T. Elsamahy, H. Jiao, Y. Fu and J. Sun, A critical review on the treatment of dye-containing wastewater: Ecotoxicological and health concerns of textile dyes and possible remediation approaches for environmental safety, *Ecotoxicol. Environ. Saf.*, 2022, **231**, 113160, DOI: [10.1016/j.ecoenv.2021.113160](https://doi.org/10.1016/j.ecoenv.2021.113160).
 - 103 M. Walaszek, L. Cary, G. Billon, M. Blessing, A. Bouvet-Swialkowski, M. George, J. Criquet and J. R. Mossmann, Dynamics of chlorinated aliphatic hydrocarbons in the Chalk aquifer of northern France, *Sci. Total Environ.*, 2021, **757**, 143742, DOI: [10.1016/j.scitotenv.2020.143742](https://doi.org/10.1016/j.scitotenv.2020.143742).
 - 104 E. R. A. Ferraz, The impact of aromatic amines on the environment risks and damages, *Front. Biosci.*, 2012, **E4**, 914–923, DOI: [10.2741/e429](https://doi.org/10.2741/e429).
 - 105 M. Mazzetti, L. Marsili, S. Valsecchi, C. Roscioli, S. Polesello, P. Altamura, A. Voliani and C. Mancusi, in *Ninth International Symposium “Monitoring of Mediterranean Coastal Areas: Problems and Measurement Techniques”*, ed. L. Bonora, D. Carboni, M. De Vincenzi and G. Matteucci, Firenze University Press, Florence, 1st edn, 2022, pp. 729–737.
 - 106 X. Zhou, Y. Zhou, J. Liu, S. Song, J. Sun, G. Zhu, H. Gong, L. Wang, C. Wu and M. Li, Study on the pollution characteristics and emission factors of PCDD/Fs from disperse dye production in China, *Chemosphere*, 2019, **228**, 328–334, DOI: [10.1016/j.chemosphere.2019.04.136](https://doi.org/10.1016/j.chemosphere.2019.04.136).
 - 107 Camera Nazionale della Moda Italiana, *Sustainable Fashion. Guidelines on Eco-Toxicological Requirements for Articles of Clothing, Leather Goods, Footwear and Accessories*, 2015.
 - 108 C. Berardi, D. Fibbi, E. Coppini, L. Renai, C. Caprini, C. V. A. Scordo, L. Checchini, S. Orlandini, M. C. Bruzzoniti and M. Del Bubba, Removal efficiency and mass balance of polycyclic aromatic hydrocarbons, phthalates, ethoxylated alkylphenols and alkylphenols in a mixed textile-domestic wastewater treatment plant, *Sci. Total Environ.*, 2019, **674**, 36–48, DOI: [10.1016/j.scitotenv.2019.04.096](https://doi.org/10.1016/j.scitotenv.2019.04.096).
 - 109 R. Rathinamoorthy and S. Raja Balasaraswathi, Characterization of microfibers originated from the textile screen printing industry, *Sci. Total Environ.*, 2023, **874**, 162550, DOI: [10.1016/j.scitotenv.2023.162550](https://doi.org/10.1016/j.scitotenv.2023.162550).
 - 110 S. Verma, R. S. Varma and M. N. Nadagouda, Remediation and mineralization processes for per- and polyfluoroalkyl substances (PFAS) in water: A review, *Sci. Total Environ.*, 2021, **794**, 148987, DOI: [10.1016/j.scitotenv.2021.148987](https://doi.org/10.1016/j.scitotenv.2021.148987).
 - 111 X. Xu, Q. Hou, Y. Xue, Y. Jian and L. Wang, Pollution characteristics and fate of microfibers in the wastewater from textile dyeing wastewater treatment plant, *Water Sci. Technol.*, 2018, **78**, 2046–2054, DOI: [10.2166/wst.2018.476](https://doi.org/10.2166/wst.2018.476).
 - 112 S. P. Lenka, M. Kah and L. P. Padhye, A review of the occurrence, transformation, and removal of poly- and perfluoroalkyl substances (PFAS) in wastewater treatment



- plants, *Water Res.*, 2021, **199**, 117187, DOI: [10.1016/j.watres.2021.117187](#).
- 113 M. M. Schultz, C. P. Higgins, C. A. Huset, R. G. Luthy, D. F. Barofsky and J. A. Field, Fluorochemical Mass Flows in a Municipal Wastewater Treatment Facility, *Environ. Sci. Technol.*, 2006, **40**, 7350–7357, DOI: [10.1021/es061025m](#).
- 114 P. Bajaj, Finishing of textile materials, *J. Appl. Polym. Sci.*, 2002, **83**, 631–659, DOI: [10.1002/app.2262](#).
- 115 A. C. Alder and J. van der Voet, Occurrence and point source characterization of perfluoroalkyl acids in sewage sludge, *Chemosphere*, 2015, **129**, 62–73, DOI: [10.1016/j.chemosphere.2014.07.045](#).
- 116 D. Kim, H. Kim and Y.-J. An, Effects of synthetic and natural microfibers on *Daphnia magna*—Are they dependent on microfiber type?, *Aquat. Toxicol.*, 2021, **240**, 105968, DOI: [10.1016/j.aquatox.2021.105968](#).
- 117 N. Herrmann, A. Boes, F. Jakob and U. Schwaneberg, A green peptide-based functionalization platform for wash resistant textile finishing, *Prog. Org. Coat.*, 2024, **195**, 108655, DOI: [10.1016/j.porgcoat.2024.108655](#).
- 118 S. K. Lahiri, Z. Azimi Dijvejin, F. Gholamreza, S. Shabanian, B. Khatir, L. Wotherspoon and K. Golovin, Liquidlike, Low-Friction Polymer Brushes for Microfibre Release Prevention from Textiles, *Small*, 2024, **20**, 2400580, DOI: [10.1002/sml.202400580](#).
- 119 M. Clara, S. Scharf, S. Weiss, O. Gans and C. Scheffknecht, Emissions of perfluorinated alkylated substances (PFAS) from point sources—identification of relevant branches, *Water Sci. Technol.*, 2008, **58**, 59–66, DOI: [10.2166/wst.2008.641](#).
- 120 C. Gu, C. Xu, Q. Zhou, C. Shen, C. Ma, S. Liu, S. Yin and F. Li, Congener- and isomer-specific Perfluorinated compounds in textile wastewater from Southeast China, *J. Clean. Prod.*, 2021, **320**, 128897, DOI: [10.1016/j.jclepro.2021.128897](#).
- 121 S.-J. Sun, Z.-B. Zhao, B. Li, L.-X. Ma, D.-L. Fu, X.-Z. Sun, S. Thapa, J.-M. Shen, H. Qi and Y.-N. Wu, Occurrence, composition profiles and risk assessment of polycyclic aromatic hydrocarbons in municipal sewage sludge in China, *Environ. Pollut.*, 2019, **245**, 764–770, DOI: [10.1016/j.envpol.2018.11.067](#).
- 122 X. He, Z. Qi, J. Gao, K. Huang, M. Li, D. Springael and X.-X. Zhang, Nonylphenol ethoxylates biodegradation increases estrogenicity of textile wastewater in biological treatment systems, *Water Res.*, 2020, **184**, 116137, DOI: [10.1016/j.watres.2020.116137](#).
- 123 G. J. Zocolo, G. Pilon Dos Santos, J. Vendemiatti, F. I. Vacchi, G. D. A. Umbuzeiro and M. V. B. Zanoni, Using SPE-LC-ESI-MS/MS Analysis to Assess Disperse Dyes in Environmental Water Samples, *J. Chromatogr. Sci.*, 2015, **53**, 1257–1264, DOI: [10.1093/chromsci/bmu221](#).
- 124 Y. Chen, J. Fu, T. Ye, X. Li, K. Gao, Q. Xue, J. Lv, A. Zhang and J. Fu, Occurrence, profiles, and ecotoxicity of poly- and perfluoroalkyl substances and their alternatives in global apex predators: A critical review, *J. Environ. Sci.*, 2021, **109**, 219–236, DOI: [10.1016/j.jes.2021.03.036](#).
- 125 X.-A. Ning, M.-Q. Lin, L.-Z. Shen, J.-H. Zhang, J.-Y. Wang, Y.-J. Wang, Z.-Y. Yang and J.-Y. Liu, Levels, composition profiles and risk assessment of polycyclic aromatic hydrocarbons (PAHs) in sludge from ten textile dyeing plants, *Environ. Res.*, 2014, **132**, 112–118, DOI: [10.1016/j.envres.2014.03.041](#).
- 126 H. Hamid and L. Li, Role of wastewater treatment plant (WWTP) in environmental cycling of poly- and perfluoroalkyl (PFAS) compounds, *Ecocycles*, 2016, **2**, 43–53, DOI: [10.19040/ecocycles.v2i2.62](#).
- 127 S. J. Smith, C. Keane, L. Ahrens and K. Wiberg, Integrated Treatment of Per- and Polyfluoroalkyl Substances in Existing Wastewater Treatment Plants—Scoping the Potential of Foam Partitioning, *ACS EST Eng.*, 2023, **3**, 1276–1285, DOI: [10.1021/acsestengg.3c00091](#).
- 128 W. He, N. Qin, X. Kong, W. Liu, Q. He, H. Ouyang, C. Yang, Y. Jiang, Q. Wang, B. Yang and F. Xu, Spatio-temporal distributions and the ecological and health risks of phthalate esters (PAEs) in the surface water of a large, shallow Chinese lake, *Sci. Total Environ.*, 2013, **461–462**, 672–680, DOI: [10.1016/j.scitotenv.2013.05.049](#).
- 129 C. Planas, J. M. Guadayol, M. Droguet, A. Escalas, J. Rivera and J. Caixach, Degradation of polyethoxylated nonylphenols in a sewage treatment plant. Quantitative analysis by isotopic dilution-HRGC/MS, *Water Res.*, 2002, **36**, 982–988, DOI: [10.1016/S0043-1354\(01\)00306-2](#).
- 130 F. De Falco, M. P. Gullo, G. Gentile, E. Di Pace, M. Cocca, L. Gelabert, M. Brouta-Agnés, A. Rovira, R. Escudero, R. Villalba, R. Mossotti, A. Montarsolo, S. Gavignano, C. Tonin and M. Avella, Evaluation of microplastic release caused by textile washing processes of synthetic fabrics, *Environ. Pollut.*, 2018, **236**, 916–925, DOI: [10.1016/j.envpol.2017.10.057](#).
- 131 F. De Falco, E. Di Pace, M. Cocca and M. Avella, The contribution of washing processes of synthetic clothes to microplastic pollution, *Sci. Rep.*, 2019, **9**, 6633, DOI: [10.1038/s41598-019-43023-x](#).
- 132 C. Wang, J. Song, L. M. Nunes, H. Zhao, P. Wang, Z. Liang, H. P. H. Arp, G. Li and B. Xing, Global microplastic fiber pollution from domestic laundry, *J. Hazard. Mater.*, 2024, **477**, 135290, DOI: [10.1016/j.jhazmat.2024.135290](#).
- 133 Y. Zou, C. Ye and Y. Pan, Abundance and characteristics of microplastics in municipal wastewater treatment plant effluent: a case study of Guangzhou, China, *Environ. Sci. Pollut. Res.*, 2021, **28**, 11572–11585, DOI: [10.1007/s11356-020-11431-6](#).
- 134 C. Schwaferts, R. Niessner, M. Elsner and N. P. Ivleva, Methods for the analysis of submicrometer- and nanoplastic particles in the environment, *Trac. Trends Anal. Chem.*, 2019, **112**, 52–65, DOI: [10.1016/j.trac.2018.12.014](#).
- 135 Q. Jin, S. Liu, X. Huang, R. Ren and G. Zhu, Determination of Ionic and Nonionic Perfluoroalkyl Substances (PFASs) in the Surface Water of the Qiantang River, China by Solid-Phase Extraction (SPE) and Ultra-High Performance Liquid Chromatography-Tandem Mass Spectrometry



- (UHPLC-MS/MS), *Anal. Lett.*, 2021, **54**, 802–816, DOI: [10.1080/00032719.2020.1783280](https://doi.org/10.1080/00032719.2020.1783280).
- 136 T. Li, Y. Chen, Y. Wang, Y. Tan, C. Jiang, Y. Yang and Z. Zhang, Occurrence, source apportionment and risk assessment of perfluorinated compounds in sediments from the longest river in Asia, *J. Hazard. Mater.*, 2024, **467**, 133608, DOI: [10.1016/j.jhazmat.2024.133608](https://doi.org/10.1016/j.jhazmat.2024.133608).
 - 137 Y. Yang, X. Zhang, J. Jiang, J. Han, W. Li, X. Li, K. M. Yee Leung, S. A. Snyder and P. J. J. Alvarez, Which Micropollutants in Water Environments Deserve More Attention Globally?, *Environ. Sci. Technol.*, 2022, **56**, 13–29, DOI: [10.1021/acs.est.1c04250](https://doi.org/10.1021/acs.est.1c04250).
 - 138 F. Murphy, C. Ewins, F. Carbonnier and B. Quinn, Wastewater Treatment Works (WwTW) as a Source of Microplastics in the Aquatic Environment, *Environ. Sci. Technol.*, 2016, **50**, 5800–5808, DOI: [10.1021/acs.est.5b05416](https://doi.org/10.1021/acs.est.5b05416).
 - 139 K. H. D. Tang and T. Hadibarata, Microplastics removal through water treatment plants: Its feasibility, efficiency, future prospects and enhancement by proper waste management, *Environ. Chall.*, 2021, **5**, 100264, DOI: [10.1016/j.envc.2021.100264](https://doi.org/10.1016/j.envc.2021.100264).
 - 140 A. C. Vivekanand, S. Mohapatra and V. K. Tyagi, Microplastics in aquatic environment: Challenges and perspectives, *Chemosphere*, 2021, **282**, 131151, DOI: [10.1016/j.chemosphere.2021.131151](https://doi.org/10.1016/j.chemosphere.2021.131151).
 - 141 F. F. Almas, G. Bezirci, A. S. Çağan, K. Gökdağ, T. Çırak, G. Başaran Kankılıç, E. Paçal and Ü. N. Tavşanoğlu, Tracking the microplastic accumulation from past to present in the freshwater ecosystems: A case study in Susurluk Basin, Turkey, *Chemosphere*, 2022, **303**, 135007, DOI: [10.1016/j.chemosphere.2022.135007](https://doi.org/10.1016/j.chemosphere.2022.135007).
 - 142 Z. Akdogan, B. Guven and A. E. Kideys, Microplastic distribution in the surface water and sediment of the Ergene River, *Environ. Res.*, 2023, **234**, 116500, DOI: [10.1016/j.envres.2023.116500](https://doi.org/10.1016/j.envres.2023.116500).
 - 143 T. Di Lorenzo, S. B. Cabigliera, T. Martellini, M. Laurati, D. Chelazzi, D. M. P. Galassi and A. Cincinelli, Ingestion of microplastics and textile cellulose particles by some meiofaunal taxa of an urban stream, *Chemosphere*, 2023, **310**, 136830, DOI: [10.1016/j.chemosphere.2022.136830](https://doi.org/10.1016/j.chemosphere.2022.136830).
 - 144 M. Buteler, M. Fasanella, A. M. Alma, L. I. Silva, M. Langenheim and J. P. Tomba, Lakes with or without urbanization along their coasts had similar level of microplastic contamination, but significant differences were seen between sampling methods, *Sci. Total Environ.*, 2023, **866**, 161254, DOI: [10.1016/j.scitotenv.2022.161254](https://doi.org/10.1016/j.scitotenv.2022.161254).
 - 145 Y. Huang, J. Fan, H. Liu and X. Lu, Vertical distribution of microplastics in the sediment profiles of the Lake Taihu, eastern China, *Sustain. Environ. Res.*, 2022, **32**, 44, DOI: [10.1186/s42834-022-00154-7](https://doi.org/10.1186/s42834-022-00154-7).
 - 146 E. Strady, T.-C. Kieu-Le, J. Gasperi and B. Tassin, Temporal dynamic of anthropogenic fibers in a tropical river-estuarine system, *Environ. Pollut.*, 2020, **259**, 113897, DOI: [10.1016/j.envpol.2019.113897](https://doi.org/10.1016/j.envpol.2019.113897).
 - 147 P. L. Lenaker, A. K. Baldwin, S. R. Corsi, S. A. Mason, P. C. Reneau and J. W. Scott, Vertical Distribution of Microplastics in the Water Column and Surficial Sediment from the Milwaukee River Basin to Lake Michigan, *Environ. Sci. Technol.*, 2019, **53**, 12227–12237, DOI: [10.1021/acs.est.9b03850](https://doi.org/10.1021/acs.est.9b03850).
 - 148 S. Manzetti, Ecotoxicity of polycyclic aromatic hydrocarbons, aromatic amines, and nitroarenes through molecular properties, *Environ. Chem. Lett.*, 2012, **10**, 349–361, DOI: [10.1007/s10311-012-0368-0](https://doi.org/10.1007/s10311-012-0368-0).
 - 149 L. Mhadhbi, J. Fumega, M. Boumaiza and R. Beiras, Acute toxicity of polybrominated diphenyl ethers (PBDEs) for turbot (*Psetta maxima*) early life stages (ELS), *Environ. Sci. Pollut. Res.*, 2012, **19**, 708–717, DOI: [10.1007/s11356-011-0602-5](https://doi.org/10.1007/s11356-011-0602-5).
 - 150 L. Hong and M.-H. Li, Acute Toxicity of 4-Nonylphenol to Aquatic Invertebrates in Taiwan, *Bull. Environ. Contam. Toxicol.*, 2007, **78**, 445–449, DOI: [10.1007/s00128-007-9216-5](https://doi.org/10.1007/s00128-007-9216-5).
 - 151 X. Hu, Z. Sun, J. Wang, M. An and S. Duan, Sublethal Toxic Effects of Nonylphenol Ethoxylate and Nonylphenol to *Moina macrocopa*, *Bull. Environ. Contam. Toxicol.*, 2014, **93**, 204–208, DOI: [10.1007/s00128-014-1310-x](https://doi.org/10.1007/s00128-014-1310-x).
 - 152 A. Soares, B. Guieysse, B. Jefferson, E. Cartmell and J. N. Lester, Nonylphenol in the environment: A critical review on occurrence, fate, toxicity and treatment in wastewaters, *Environ. Int.*, 2008, **34**, 1033–1049, DOI: [10.1016/j.envint.2008.01.004](https://doi.org/10.1016/j.envint.2008.01.004).
 - 153 S.-M. Banyoi, T. Porseryd, J. Larsson, M. Grahm and P. Dinnézt, The effects of exposure to environmentally relevant PFAS concentrations for aquatic organisms at different consumer trophic levels: Systematic review and meta-analyses, *Environ. Pollut.*, 2022, **315**, 120422, DOI: [10.1016/j.envpol.2022.120422](https://doi.org/10.1016/j.envpol.2022.120422).
 - 154 J. Carlsson, F. Iadaresta, J. Eklund, R. Avagyan, C. Östman and U. Nilsson, Suspect and non-target screening of chemicals in clothing textiles by reversed-phase liquid chromatography/hybrid quadrupole-Orbitrap mass spectrometry, *Anal. Bioanal. Chem.*, 2022, **414**, 1403–1413, DOI: [10.1007/s00216-021-03766-x](https://doi.org/10.1007/s00216-021-03766-x).
 - 155 EU, Water Framework Directive – European Commission, https://environment.ec.europa.eu/topics/water/water-framework-directive_en, accessed 5 August 2024.
 - 156 European Parliament, New EU rules to improve urban wastewater treatment and reuse, <https://www.europarl.europa.eu/news/en/press-room/20240408IPR20307/new-eu-rules-to-improve-urban-wastewater-treatment-and-reuse>, accessed 16 October 2024.
 - 157 EC 1907, *Regulation (EC) No 1907/2006 of the European Parliament and of the COUNCIL Concerning the Registration, Evaluation, Authorisation and Restriction of Chemicals (REACH), Establishing a European Chemicals Agency, Amending Directive 1999/45/EC and Repealing Council Regulation (EEC) No 793/93 and Commission Regulation (EC) No 1488/94 as Well as Council Directive 76/769/EEC and Commission Directives 91/155/EEC, 93/67/EEC, 93/105/EC and 2000/21/EC*, 2006.



- 158 ECHA, List of substances subject to POPs Regulation, <https://echa.europa.eu/list-of-substances-subject-to-pops-regulation>, accessed 16 October 2024.
- 159 ECHA, Candidate List of substances of very high concern for Authorisation, <https://echa.europa.eu/candidate-list-table>, accessed 16 October 2024.
- 160 ECHA, Authorisation List, <https://echa.europa.eu/authorisation-list>, accessed 16 October 2024.
- 161 ECHA, *Substances Restricted under REACH*, 2024.
- 162 CORAP, <https://echa.europa.eu/information-on-chemicals/evaluation/community-rolling-action-plan/corap-table>.
- 163 H.-L. Li, W.-L. Ma, L.-Y. Liu, Z. Zhang, E. Sverko, Z.-F. Zhang, W.-W. Song, Y. Sun and Y.-F. Li, Phthalates in infant cotton clothing: Occurrence and implications for human exposure, *Sci. Total Environ.*, 2019, **683**, 109–115, DOI: [10.1016/j.scitotenv.2019.05.132](https://doi.org/10.1016/j.scitotenv.2019.05.132).
- 164 L. Wang, Y. Zhang, Y. Liu, X. Gong, T. Zhang and H. Sun, Widespread Occurrence of Bisphenol A in Daily Clothes and Its High Exposure Risk in Humans, *Environ. Sci. Technol.*, 2019, **53**, 7095–7102, DOI: [10.1021/acs.est.9b02090](https://doi.org/10.1021/acs.est.9b02090).
- 165 H. Zhu and K. Kannan, Determination of melamine and its derivatives in textiles and infant clothing purchased in the United States, *Sci. Total Environ.*, 2020, **710**, 136396, DOI: [10.1016/j.scitotenv.2019.136396](https://doi.org/10.1016/j.scitotenv.2019.136396).
- 166 A. J. Li and K. Kannan, Elevated Concentrations of Bisphenols, Benzophenones, and Antimicrobials in Pantyhose Collected from Six Countries, *Environ. Sci. Technol.*, 2018, **52**, 10812–10819, DOI: [10.1021/acs.est.8b03129](https://doi.org/10.1021/acs.est.8b03129).
- 167 C. Freire, J.-M. Molina-Molina, L. M. Iribarne-Durán, I. Jiménez-Díaz, F. Vela-Soria, V. Mustieles, J. P. Arrebola, M. F. Fernández, F. Artacho-Cordón and N. Olea, Concentrations of bisphenol A and parabens in socks for infants and young children in Spain and their hormone-like activities, *Environ. Int.*, 2019, **127**, 592–600, DOI: [10.1016/j.envint.2019.04.013](https://doi.org/10.1016/j.envint.2019.04.013).
- 168 M. Herrero, N. González, J. Rovira, M. Marquès, J. L. Domingo, M. Abalos, E. Abad and M. Nadal, Health risk assessment of polychlorinated biphenyls (PCBs) in baby clothes. A preliminary study, *Environ. Pollut.*, 2022, **307**, 119506, DOI: [10.1016/j.envpol.2022.119506](https://doi.org/10.1016/j.envpol.2022.119506).
- 169 A. K. Undas, M. Groenen, R. J. B. Peters and S. P. J. Van Leeuwen, Safety of recycled plastics and textiles: Review on the detection, identification and safety assessment of contaminants, *Chemosphere*, 2023, **312**, 137175, DOI: [10.1016/j.chemosphere.2022.137175](https://doi.org/10.1016/j.chemosphere.2022.137175).
- 170 EC, *Commission Regulation (EU) 2023/2055 of 25 September 2023 amending Annex XVII to Regulation (EC) No 1907/2006 of the European Parliament and of the Council concerning the Registration, Evaluation, Authorisation and Restriction of Chemicals (REACH) as regards synthetic polymer microparticles*, <https://eur-lex.europa.eu/eli/reg/2023/2055/oj>, accessed 16 October 2024.
- 171 A. Di Guardo and J. L. Hermens, Challenges for exposure prediction in ecological risk assessment, *Integr. Environ. Assess. Manag.*, 2013, **9**, e4–e14, DOI: [10.1002/ieam.1442](https://doi.org/10.1002/ieam.1442).
- 172 S. Castiglioni, E. Zuccato, E. Fattore, F. Riva, E. Terzaghi, R. Koenig, P. Principi and A. Di Guardo, Micropollutants in Lake Como water in the context of circular economy: A snapshot of water cycle contamination in a changing pollution scenario, *J. Hazard. Mater.*, 2020, **384**, 121441, DOI: [10.1016/j.jhazmat.2019.121441](https://doi.org/10.1016/j.jhazmat.2019.121441).
- 173 A. Di Guardo, S. Castiglioni, I. Gambino, A. Sailis, G. Salmoiraghi, S. Schiarea, M. Vighi and E. Terzaghi, Modelling micropollutant cycle in Lake Como in a winter scenario: Implications for water use and reuse, ecosystem services, and the EU zero pollution action plan, *Sci. Total Environ.*, 2024, **167594**, DOI: [10.1016/j.scitotenv.2023.167594](https://doi.org/10.1016/j.scitotenv.2023.167594).
- 174 M. Morselli, E. Terzaghi, F. Galimberti and A. Di Guardo, Pesticide fate in cultivated mountain basins: The improved DynAPlus model for predicting peak exposure and directing sustainable monitoring campaigns to protect aquatic ecosystems, *Chemosphere*, 2018, **210**, 204–214, DOI: [10.1016/j.chemosphere.2018.06.181](https://doi.org/10.1016/j.chemosphere.2018.06.181).
- 175 M. Morselli, C. M. Vitale, A. Ippolito, S. Villa, R. Giacchini, M. Vighi and A. Di Guardo, Predicting pesticide fate in small cultivated mountain watersheds using the DynAPlus model: Toward improved assessment of peak exposure, *Sci. Total Environ.*, 2018, **615**, 307–318, DOI: [10.1016/j.scitotenv.2017.09.287](https://doi.org/10.1016/j.scitotenv.2017.09.287).
- 176 L. Van Cauwenberghe, L. Devriese, F. Galgani, J. Robbins and C. R. Janssen, Microplastics in sediments: A review of techniques, occurrence and effects, *Mar. Environ. Res.*, 2015, **111**, 5–17, DOI: [10.1016/j.marenvres.2015.06.007](https://doi.org/10.1016/j.marenvres.2015.06.007).
- 177 D. Elkhatab and V. Oyanedel-Craver, A Critical Review of Extraction and Identification Methods of Microplastics in Wastewater and Drinking Water, *Environ. Sci. Technol.*, 2020, **54**, 7037–7049, DOI: [10.1021/acs.est.9b06672](https://doi.org/10.1021/acs.est.9b06672).

