



Cite this: *Sustainable Energy Fuels*, 2024, 8, 4221

Synthesis of jet fuel range paraffins from cellulose†

Fengyao Cong,^{ab} Zhenjie Yu,^{ac} Aiqin Wang,^{id ad} Yu Cong,^a Tao Zhang^{ad} and Ning Li^{id *a}

In this work, a new route was developed for the synthesis of jet fuel range C₁₆ and C₁₁ paraffins with cellulose, the most abundant biomass. In the first step, cellulose was selectively converted to 5-methylfurfural (MFA) by a cascade hydrolysis/isomerization/dehydration/chlorination reaction in a toluene/NaCl aqueous solution biphasic system, followed by the hydrodechlorination over Pd/C catalyst at room temperature. After being decarbonylated, the MFA was converted to 2-methylfuran (2-MF). Among the investigated catalysts, Pd/C exhibited the highest activity for this reaction, which can be rationalized by the higher activity of Pd for the decarbonylation. Subsequently, tris(5-methylfuran-2-yl)methane (TMFM) was obtained by the solvent-free hydroxyalkylation/alkylation (HAA) reaction of MFA and 2-MF over a series of acidic resins. Among them, Nafion resin exhibited the highest activity, which can be rationalized by the high acid strength of this catalyst. Finally, the TMFM as obtained was hydrodeoxygenated to jet fuel range C₁₆ and C₁₁ paraffins under the co-catalysis of Ni/hydroxyapatite (Ni/HAP) and H-ZSM-5.

Received 27th May 2024
Accepted 30th July 2024

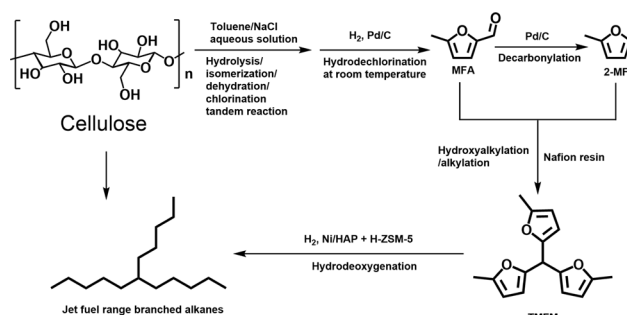
DOI: 10.1039/d4se00712c
rsc.li/sustainable-energy

Introduction

Due to the great social concerns about sustainable development and environment protection, the production of sustainable aviation fuel (SAF) with renewable, CO₂ neutral, cheap and abundant biomass has drawn lots of attention.^{1,2} Cellulose is the most abundant biomass. Paraffins are the most important component of jet fuel. In the pioneering work of Dumesic's group,³ jet fuel range C₈–C₁₆ branched alkanes were synthesized by the oligomerization and hydrogenation of butenes obtained by the decarboxylation of γ -valerolactone from hydrogenation of levulinic acid, a platform compound that can be produced by the hydrolysis/dehydration reaction of cellulose. In the latter work of Mascal's group⁴ and Zhang *et al.*,⁵ jet fuel range branched alkanes were produced by the self-condensation of angelica lactone (the further dehydration product of levulinic acid), followed by the hydrodeoxygenation (HDO). As another option, Mascal *et al.*⁶ also found jet fuel range branched alkanes and cycloalkanes could be obtained by the HDO and decarboxylation of the angelica lactone self-condensation product over Pd/Al₂O₃ catalyst. So far, most of the reported routes about cellulose-based SAF were concentrated on the synthesis of jet fuel range branched alkanes with levulinic

acid (or its derivatives). During the conversion of cellulose to levulinic acid, at least one sixth carbon atom will be lost in the form of formic acid. For the butene oligomerization/hydrogenation route and angelica lactone self-condensation/decarboxylation route, this problem is more serious because additional carbon atoms will be lost in the form of carbon dioxide. From the pointview of atomic economy, the exploration of new routes for the synthesis of jet fuel range paraffins with cellulose derived C₆ platform compounds has great significance.

In this work, we developed a new route for the synthesis of jet fuel range paraffins from cellulose with 5-methylfurfural (MFA) as the intermediate. First, MFA was obtained at 77.5% carbon yield by the reaction of cellulose in a toluene/NaCl aqueous solution biphasic system, followed by the hydrodechlorination over Pd/C catalyst at room temperature. Subsequently, the MFA was converted to 2-methylfuran (2-MF) by decarbonylation. To the best of our knowledge, this should be the first report about the synthesis of 2-MF with cellulose. As the final aim of this



Scheme 1 Strategy for the synthesis of jet fuel range paraffins from cellulose with MFA as the intermediate.

^aCAS Key Laboratory of Science and Technology on Applied Catalysis, Dalian Institute of Chemical Physics, Chinese Academy of Sciences, Dalian 116023, China. E-mail: lining@dicp.ac.cn

^bSchool of Chemistry, Dalian University of Technology, Dalian 116024, China

^cUniversity of Chinese Academy of Sciences, Beijing 100049, China

^dState Key Laboratory of Catalysis, Dalian Institute of Chemical Physics, Chinese Academy of Sciences, Dalian 116023, China

† Electronic supplementary information (ESI) available. See DOI: <https://doi.org/10.1039/d4se00712c>



work, we also explored the synthesis of jet fuel range paraffins by the solid acid catalyzed hydroxyalkylation/alkylation (HAA) reaction of MFA and 2-MF, followed by the hydrodeoxygenation. The strategy of this work was illustrated in Scheme 1.

Experimental

Materials

The microcrystalline cellulose used in this work was purchased from ACROS. Before the activity tests, the microcrystalline cellulose was ball-milled by a QM-3SP4 Laboratory Planetary Ball Mill Machine. Typically, 2 g of microcrystalline cellulose was charged in an agate grinding cell and ball-milled at a frequency of 50 Hz with 6 mm agate balls for 24 h. The Pd/C, Ru/C, Rh/C and Pt/C catalysts with a metal loading of 5 wt% were prepared by the incipient wetness impregnation of activated carbon with aqueous solutions of PdCl₂, RuCl₃, RhCl₃ and H₂PtCl₆. The NaCl, toluene, methyltetrahydrofuran (MTHF), tetrahydrofuran (THF) and γ -valerolactone (GVL), Amberlyst-15 resin used in the work were supplied by Shanghai Aladdin Bio-Chem Technology Co. Nafion and Amberlyst-36 resins were supplied by Nanda Synthetic Co. Ltd. Amberlite IRC-76CRF were supplied by Tianjin Shuanglian Co., Ltd. H-ZSM-5 (SiO₂/Al₂O₃ molar ratio = 25) and HAP were obtained from Nankai University Catalyst Co., Ltd. The metal loaded HAP catalysts (denoted as M/HAP, M = Pt, Pd, Ru, Ni) used in this paper were manufactured by the deposition-precipitation method. To facilitate the comparison, the theoretical metal contents in the M/HAP catalysts were controlled as 2 wt%. The detail information for the preparation of the M/HAP catalysts was described in ESI.†

Experimental procedure

Conversion of cellulose to MFA. The synthesis of MFA with cellulose was carried out by a two-stage process with a stainless-steel batch reactor (50 mL, Anhui Kemi Machinery Technology Co. Ltd). Typically, 0.3 g ball-milled cellulose, 3.0 g NaCl, 10 mL H₂O, and 20 mL organic solvent were used for the tests. In the first stage, the reaction was carried out in N₂ atmosphere at 473 K under a stirring speed of 400 rpm for 6 h. After cooling down the reactor to room temperature, the product was taken out from reactor and filtrated to remove the unreacted cellulose. The upper organic phase was transferred into another batch reactor with 0.03 g Pd/C catalyst. The reactor was purged with nitrogen for 3 times and charged with hydrogen to 2 MPa H₂ at

room temperature. The reaction system was stirred at 303 K for 2 h at 400 rpm and cooled down to room temperature. After releasing the unreacted hydrogen, the product was taken out from the reactor, filtrated to remove the catalyst and analyzed by GC and GC-MS using tridecane as an internal standard.

Decarbonylation of MFA to 2-MF. The decarbonylation of MFA to 2-MF was carried out in a stainless-steel batch reactor (50 mL, Anhui Kemi Machinery Technology Co. Ltd) equipped with a temperature-controlled heating jacket and magnetic stirring. Typically, 1 mmol MFA, 0.05 g catalyst, and 5 mL ethyl acetate were used for the tests. After the reaction, the reactor was quickly cooled to room temperature. The reaction mixture was taken for analysis by GC and GC-MS using tridecane as the internal standard.

Hydroxyalkylation/alkylation (HAA). The solvent-free HAA reaction of MFA and 2-MF was carried out in a round-bottomed flask equipped with a reflux condenser and a magnetic stirrer. The reaction temperature was controlled with a water bath. Typically, 0.09 g catalyst, 5 mmol MFA, and 10 mmol 2-MF were used for each test. After the reaction, the product was taken out from the flask, diluted with CH₂Cl₂, and analyzed by GC and GC-MS using tridecane as the internal standard.

Hydrodeoxygenation (HDO). The HDO process of the HAA product was carried out by a stainless-steel batch reactor. For each reaction, 0.1 g HAA product, 30 mL cyclohexane 0.1 g M/HAP and 0.1 g H-ZSM-5 were used. The reaction was conducted under 4 MPa H₂ for 24 h and terminated by quenching the reactor in cool water. After releasing of unreacted H₂, the product was taken out from the reactor, filtered and analysed by GC and GC-MS using tridecane as the internal standard.

Analytical procedures. The products were analyzed by an Agilent 7890A gas chromatograph (GC) equipped with a HP-5 capillary column (30 m, 0.32 mm ID, 0.5 mm film) and a flame ionization detector (FID) using tridecane as the internal standard or an Agilent 1100 HPLC equipped with a ZORBAX SB-C18 column and refractive index detector (RID) using a mixture of methanol and water (1 : 1 v/v) as the eluent. The densities, freezing point and net heat of combustion (NHOC) of the paraffins obtained from HDO test were measured by a DMA 4500M digital densitometer, a AmericaTA DSC250 and a SDC712 calorimeter, respectively.

The conversions of feedstocks and the carbon yields of different products were calculated according to following equations:

$$\text{Conversion of cellulose} = \frac{(\text{mass of cellulose in the feedstock} - \text{mass of unreacted cellulose})}{\text{mass of cellulose in the feedstock}} \times 100\%$$

$$\text{Carbon yield of MFA} = \frac{\text{mole of MFA generated during the reaction}}{\text{theoretical mole of MFA generated during the reaction of cellulose}} \times 100\%$$



$$\text{Conversion of MFA} = \frac{(\text{mole of MFA in the feedstock} - \text{mol of unreacted MFA})}{\text{mol of MFA in the feedstock}} \times 100\%$$

$$\text{Yield of 2-MF} = \frac{\text{mole of 2-MF in the product}}{\text{theoretical mole of 2-MF generated during the reaction of MFA}} \times 100\%$$

$$\text{Conversion of 2-MF} = \frac{(\text{mole of 2-MF in the feedstock} - \text{mol of unreacted 2-MF})}{\text{mole of 2-MF in the feedstock}} \times 100\%$$

$$\text{Yield of TMFM} = \frac{\text{mole of TMFM generated during the reaction}}{\text{theoretical mole of TMFM generated during the reaction of MFA}} \times 100\%$$

Yield of 5, 5-bis(5-methylfuran-2-yl)pentane-2-one(BMFPO) =

$$\frac{\text{mole of BMFPO generated during the reaction}}{\text{theoretical mole of BMFPO generated during the reaction of MFA}} \times 100\%$$

$$\text{Conversion of TMFM} = \frac{\text{mole of TMFM consumed during the HDO process}}{\text{mole of TMFM in the feedstock}} \times 100\%$$

$$\text{Yield of C}_{16} \text{ alkane} = \frac{\text{mole of C}_{16} \text{ alkane generated during the HDO process}}{\text{theoretical mole of C}_{16} \text{ generated during the reaction of TMFM}} \times 100\%$$

$$\text{Yield of C}_{11} \text{ alkane} = \frac{\text{mole of C}_{11} \text{ alkane generated during the HDO process}}{\text{theoretical mole of C}_{11} \text{ generated during the reaction of TMFM}} \times 100\%$$

$$\text{Overall carbon yield} = \frac{\text{mass of carbon in HDO product}}{\text{mass of carbon in the feedstock}} \times 100\%$$

Results and discussion

Conversion of cellulose to MFA

MFA is a widely used as flavours and the intermediate in the production of some insecticides. In the previous work of Mascall *et al.*,⁷ MFA was obtained at a carbon yield of 62.5% by the

reaction of cellulose in a 1,2-dichloroethane/HCl-LiCl aqueous solution biphasic reaction system, followed by the hydrolysis under the catalysis of PdCl₂. However, the HCl is corrosive and environmental unfriendly. PdCl₂ is a homogeneous catalyst that is difficult to be separated from reactant. As a solution to these problems, we developed a more environment friendly two-stage method for the synthesis of MFA with cellulose. In the first stage, cellulose was converted to chloromethylfurfural (CMF) in a toluene/NaCl aqueous solution biphasic system (see Fig. S1 and S2 in ESI†). As what has been reported in our previous work,⁸ this process is a tandem



reaction that involves the hydrolysis of cellulose to glucose, the isomerization of glucose to fructose, the dehydration of fructose to 5-hydroxymethylfurfural (HMF) and the chlorination of HMF to CMF. NaCl is non-toxic, cheap and abundant in seawater. Different from HCl, NaCl is neutral and non-toxic. Therefore, we believe that this method is advantageous in real application. As what has been reported in the previous work of Mascall *et al.*,^{7,9} the CMF as obtained is reactive and unstable even at room temperature. To overcome this problem, we converted it to MFA by the hydrodechlorination over a commercial Pd/C catalyst at 303 K (see Fig. S3 and S4 in ESI†). To do this, we immediately transferred the upper organic phase to another batch reactor after the reactor was cooled down to room temperature and conducted hydrodechlorination under the catalysis of Pd/C.

Based on Fig. 1, an evident solvent effect was observed in the conversion of cellulose to MFA. Among the investigated organic solvents, toluene and methyltetrahydrofuran (MTHF) demonstrated evident promotion effects on the conversion of cellulose to MFA. Compared with MTHF, the promotion effect of toluene is more evident. In contrast, the promotion effects of THF and GVL are not so evident under the investigated conditions. After being heated under a N₂ atmosphere for 6 h and hydrodechlorinated for 2 h at 303 K, cellulose was completely converted, high carbon yield (70.1%) of MFA was obtained (see Fig. 1). In order to figure out the reaction pathway of cellulose to MFA, we did some additional experiments. Firstly, we investigated the effect of reaction temperature on the product distribution of the first stage. As we can see from the Fig. S5,† HMF was obtained as the predominate product at a relatively lower reaction temperature (*e.g.* 403 K). This is consistent with the previous work of Wang *et al.*¹⁰ and Hu's group.¹¹ With the increment of reaction temperature from 403 K to 453 K, the major product switched from HMF to CMF. Based on this phenomenon, we can see that CMF was generated from the

further chlorination of HMF (promoted by the proton in the high temperature water that can act as Brønsted acid catalyst for many reactions¹²). In the second stage, the CMF was converted to MFA and HCl by hydrodechlorination. To verify this speculation, we passed the gas phase product towards a moist litmus paper and found it turned red (indicating HCl was generated during the reaction).

Based on above results, a reaction pathway was proposed for the conversion of cellulose to MFA (see Fig. S6†). Firstly, cellulose is hydrolyzed and isomerized to fructose under the promotion of NaCl.¹⁰ Fructose is dehydrated and chlorinated to CMF under the catalysis of high temperatures. Due to the salting out effect of NaCl, the CMF generated in the first stage was extracted from the aqueous phase to the organic phase and converted to MFA and HCl through hydrodechlorination over the Pd/C catalyst. As we know, HCl has high solubility in water. In real application, the HCl generated during the second stage can be easily adsorbed by NaCl aqueous solution in the first stage and used again for the production of CMF.

Subsequently, we also investigated the effect of heating time in the first stage on the synthesis of MFA from cellulose (see Fig. 2). When the heating time was extended from 4 h to 8 h, the carbon yield of MFA was increased from 46.4% to 77.5%. Further increment of heating time led to the decrease of MFA carbon yield. This can be rationalized by the low stability of CMF. Under the investigated conditions, it may be polymerized when the reaction time is too long. To verify this speculation, we compared the organic phase products that were generated from the reaction of cellulose at different reaction time. From Fig. S7,† we can see that with the extension of reaction time, the color of organic phase become darker and darker. This can be considered as evidence for the generation of polymer (or coke) at long reaction time.

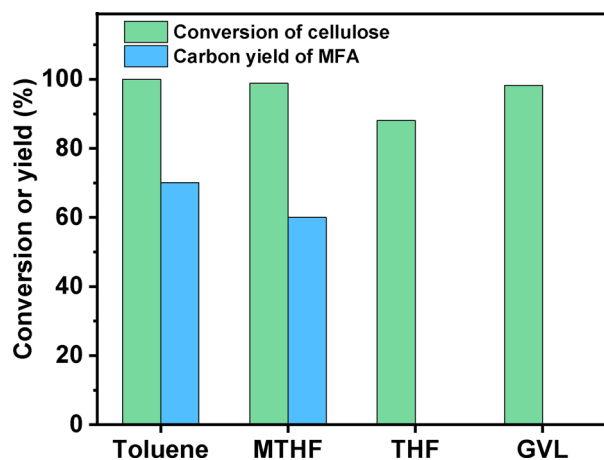


Fig. 1 Cellulose conversion and the carbon yield of MFA as the function of organic solvent. Reaction conditions: first stage: 473 K, 1 MPa N₂, 400 rpm, 6 h; 0.3 g cellulose, 3 g NaCl, 10 mL H₂O, 20 mL organic solvent were used in each test. Second stage: 303 K, 2 MPa H₂, 400 rpm, 2 h; the organic phase product from the first stage and 0.03 g Pd/C was used in each test.

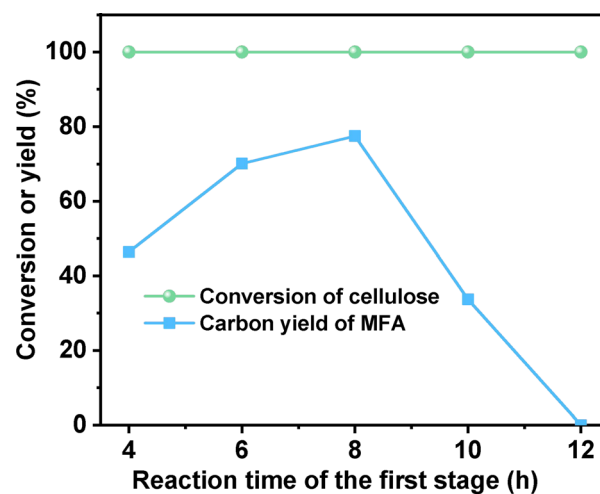


Fig. 2 Cellulose conversion and the carbon yield of MFA as the function of reaction time in the first stage. Reaction conditions: first stage: 473 K, 1 MPa N₂, 400 rpm, 0.3 g cellulose, 3 g NaCl, 10 mL H₂O, 20 mL toluene were used in each test; second stage: 303 K, 2 MPa H₂, 400 rpm, 2 h; the organic phase product from the first stage and 0.03 g Pd/C was used in each test.



Decarbonylation of MFA to 2-MF

2-MF is a widely used intermediate in the production of drugs (such as vitamin B1, chloroquine phosphate and primaquine phosphate), pyrethroid pesticides and essence. In the previous work of Corma *et al.*^{2,13,14} and our group,¹⁵ a series of jet fuel range paraffins were synthesized by the HAA (or alkylation) of 2-MF followed by hydrodeoxygenation (HDO). Currently, 2-MF is produced in industrial scale by the hydrogenolysis of furfural from the hydrolysis/dehydration of hemicellulose that only account for small part of agriculture waste and forest residues. As a solution to this problem, it is still necessary to develop some new route for the synthesis of 2-MF with cellulose (the most abundant biomass). In the second part of this work, we studied the decarbonylation of MFA to 2-MF over a series of activated carbon loaded noble metal catalysts. Among them, the Pd/C exhibited the highest activity (see Fig. 3, S8 and S9 in ESI†). Over it, MFA was completely converted to 2-MF after reaction was carried out at 443 K for 4 h. According to literature,¹⁶ this result can be rationalized by the higher activity of Pd for the decarbonylation reaction.

After the further optimization of reaction conditions (such as reaction temperature, catalyst dosage and reaction time), high yield (98.9%) of 2-MF was achieved when the reaction was carried out at 443 K for 4 h using 0.05 g Pd/C catalyst (see Fig. 4–6).

Hydroxyalkylation/alkylation (HAA) of MFA and 2-MF

The solvent-free HAA reaction of MFA and 2-MF was carried out using acidic resins as the catalysts. Based on the analysis results from GC-MS and NMR (see the Fig. S10–S12 in ESI†), tri-(5-methylfuran-2-yl)-methane (TMFM) was identified as the main product. Besides TMFM, small amount of 5,5-bis(5-methylfuran-2-yl)pentane-2-one (BMFPO) was also identified as a by-product (see the Fig. S10, S13 and S14 in ESI†). According to the previous work of Corma *et al.*,¹³ BMFPO was

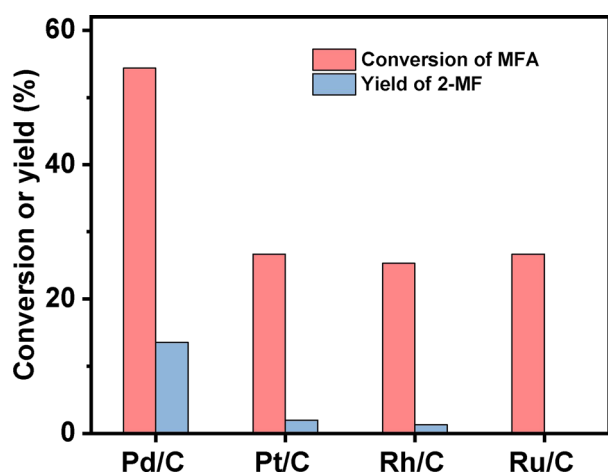


Fig. 3 Conversions of MFA and the yield of 2-MF over different activated carbon loaded noble metal catalysts. Reaction conditions: 403 K, 12 h, 400 rpm; 1 mmol MFA, 0.03 g catalyst, 5 mL ethyl acetate were used for each test.

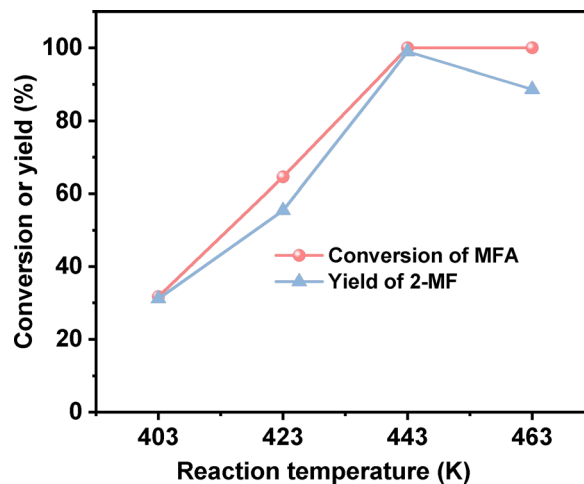


Fig. 4 Conversion of MFA and the yield of 2-MF over the Pd/C catalyst as the function of reaction temperature. Reaction conditions: 4 h, 400 rpm; 1 mmol MFA, 0.05 g Pd/C, 5 mL ethyl acetate were used for each test.

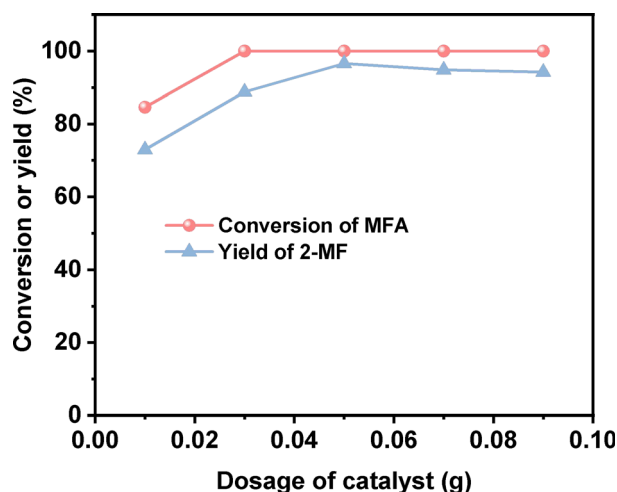


Fig. 5 Conversion of MFA and the yield of 2-MF over the Pd/C catalyst as the function of reaction temperature. Reaction conditions: 443 K, 4 h, 400 rpm; 1 mmol MFA and 5 mL ethyl acetate were used for each test.

generated from the HAA of 2-MF and its hydrolysis product 4-pentanone (see Route 2 of Scheme 2). Based on their carbon chain length and structure. Both TMFM and BMFPO can be used as the precursors for the synthesis of jet-fuel range branched alkanes.

According to Fig. 7, Nafion resin exhibited the highest activity for the HAA of MFA and 2-MF among the investigated catalysts. Over it, ~60% yield of TMFM was achieved after the reaction was carried out at 323 K for 2 h. Besides Nafion resin, Amberlyst-15 and Amberlyst-36 resins also exhibited good performances for the HAA of MFA and 2-MF. Although their activities are evidently lower than that of Nafion resin. In contrast, Amberlite IRC-76CRF resin is inactive for the HAA of MFA and 2-MF under the investigated conditions.



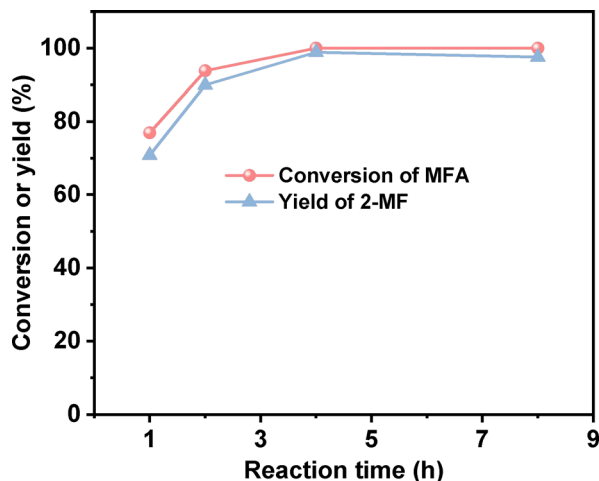


Fig. 6 Conversion of MFA and the yield of 2-MF over the Pd/C catalyst as the function of reaction time. Reaction conditions: 443 K, 400 rpm; 1 mmol MFA, 5 mL ethyl acetate and 0.05 g Pd/C were used for each test.

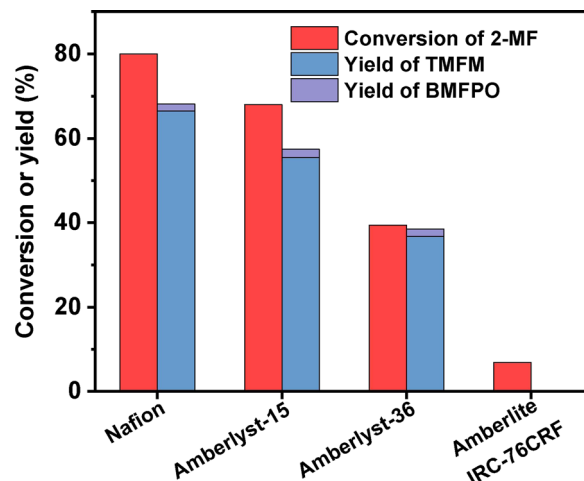
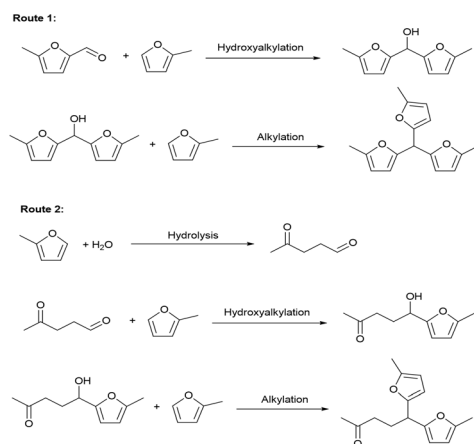


Fig. 7 Conversion of 2-MF and the yield of TMFM and BMFPO over different acidic resins. Reaction conditions: 323 K, 400 rpm, 2 h; 5 mmol MFA, 10 mmol MF, 0.05 g catalyst were used for each test.



Scheme 2 Reaction pathways for the generation of TMFM and BMFPO during the reaction of MFA and 2-MF.

To figure out the reason for excellent activity of Nafion resin, we characterized the investigated acid resins by different technologies. Based on the results of NH_3 -chemisorption and N_2 -physisorption (see Table 1), no clear relationship was observed between the amounts of acid sites (or specific surface areas) of acid resins and their catalytic performances in HAA reaction. According to our previous work,¹⁷ the acid strengths of investigated catalysts in the order of Nafion > Amberlyst-15 > Amberlyst-36 > Amberlite IRC-76CRF. This is consistent with their activity sequence in the HAA of MFA and 2-MF. Amberlite IRC-76CRF is a weak acidic resin, specifically a carboxylic macroporous polypropylene resin.¹⁸ Amberlyst-15 and Amberlyst-36 are sulfonated cross-linked polystyrene ion exchange resins.¹⁹ Based on the chemical structures of acidic functional groups ($-\text{COOH}$ and $-\text{SO}_3\text{H}$), we can understand why the acid strength of Amberlite IRC-76CRF resin is lower than those of Amberlyst-15 and Amberlyst-36 resins. Nafion is

Table 1 Specific BET surface areas (S_{BET}) and the amounts of acid sites of the acid resins used in this work

Catalyst	S_{BET}^a ($\text{m}^2 \text{g}^{-1}$)	Acid site amount ^b (mmol g^{-1})
Nafion	5.0	3.60
Amberlyst-15	31.4	5.74
Amberlyst-36	1.6	1.11
Amberlite IRC76CRF	<1	0.21

^a Measured by N_2 -physisorption results. ^b Measured by NH_3 chemisorption.

a perfluorinated sulfonic acid resin that is also known as a super acid.²⁰ The electron absorption effect of fluorine enhances the acid strength of $-\text{SO}_3\text{H}$ group. Consequently, the acid strength of Nafion is higher than that of Amberlyst-15 and Amberlyst-36. Therefore, we believe that the outstanding performance of Nafion resin should be comprehended by its higher acid strength that is resulted from chemical structure. To verify this hypothesis, we did some additional experiments. First, we compared the activities of H_2SO_4 , H_3PO_4 and acetic acid (three representatives of strong acid, medium strong acid and weak acid). As we expected, the activities of these acids decreased in the order of $\text{H}_2\text{SO}_4 > \text{H}_3\text{PO}_4 > \text{CH}_3\text{COOH}$ (see Fig. 9). This is consistent with the sequence of their acid strength. Furthermore, we also compared the catalytic performances of Nafion resin, Amberlyst-15, Amberlyst-36 and Amberlite IRC-76CRF at the fixed amount of acid sites. From the result of Fig. 8, the activity of investigated catalysts decreased in the order of Nafion > Amberlyst-15, Amberlyst-36 > Amberlite IRC-76CRF. This is consistent with the sequence of their acid strengths.

After further optimization of the reaction temperature and the dosage of Nafion resin (see Fig. 10–12), a good yield of 84% for TMFM was achieved after reaction was carried out at 333 K for 4 h at a Nafion resin dosage of 0.09 g.



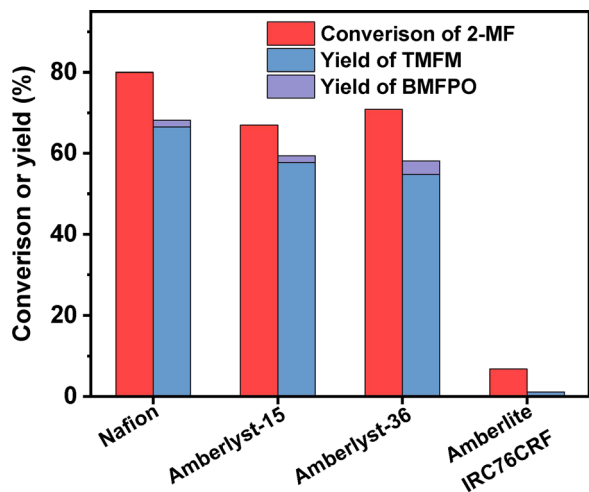


Fig. 8 Conversions of 2-MF and the yields of TMFM and BMFPO over different acidic resins with the fixed amount of acid sites. Reaction conditions: 323 K, 2 h, 400 rpm; 5 mmol MFA, 10 mmol 2-MF and acidic resin (the mass of acidic resin was calculated based on NH_3 -chemisorption result to keep the amount of acid site at 0.18 mmol) were used for each test.

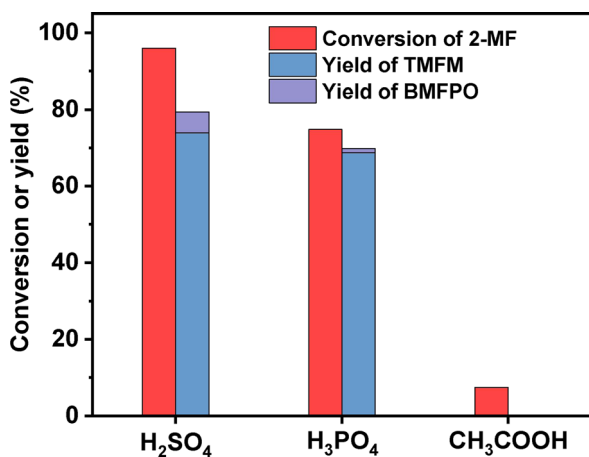


Fig. 9 Conversion of 2-MF and the yields of TMFM and BMFPO over different proton acids. Reaction conditions: 323 K, 2 h, 400 rpm; 5 mmol MFA, 10 mmol 2-MF, 0.001 equivalent of acid were used for each test.

To fulfil the need of real applications, we also checked the reusability of Nafion, Amberlyst-15 and Amberlyst-36 resins. As shown in Fig. S15,[†] the Nafion resin is more stable than Amberlyst-15 and Amberlyst-36 resins. After being repeatedly used for 5 times, no evident deactivation was observed over it. This can be considered as another advantage of Nafion resin.

HDO of TMFM

As the aim of this work, we investigated the HDO of TMFM under the co-catalysis of M/HAP (M = Pt, Pd, Ru, Ni) and H-ZSM-5 using cyclohexane as the solvent. To exclude the interference effect of solvent, we did a blank experiment in the absence of substrate. As we can see from Fig. S16,[†] no evident

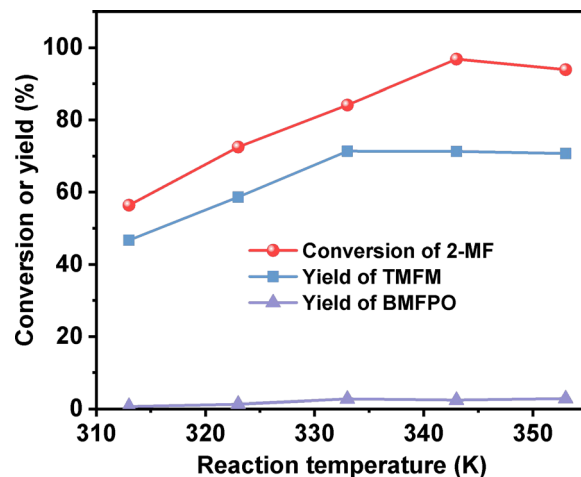


Fig. 10 Conversion of 2-MF and the yields of TMFM and BMFPO over the Nafion resin as the function of reaction temperature. Reaction conditions: 2 h, 400 rpm; 5 mmol MFA, 10 mmol 2-MF, 0.05 g Nafion resin were used for each test.

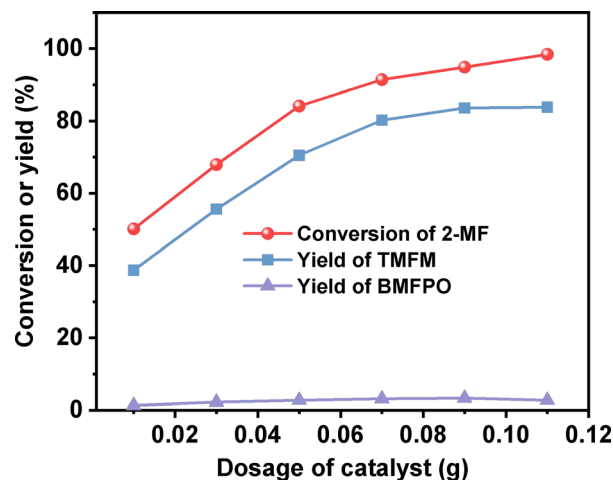


Fig. 11 Conversion of 2-MF and the yields of TMFM and BMFPO over the Nafion resin as the function of catalyst dosage. Reaction conditions: 333 K, 2 h, 400 rpm; 5 mmol MFA and 10 mmol 2-MF were used for each test.

change of cyclohexane was observed after the blank experiment was carried out for 24 h under the investigated conditions. Therefore, we believe that the interference effect of cyclohexane can be excluded. Based on our analysis (see Fig. S17 and S18 in ESI[†]), jet fuel range C_{16} alkane was obtained as the main product. Besides C_{16} alkane, C_{11} alkane was also identified as a by-product from the HDO of TMFM (see Fig. S17 and S19 in ESI[†]). According to the literature² and our previous work,²¹ C_{16} alkane was produced from the HDO of TMFM, while C_{11} alkane was generated from the hydrocracking reactions during the hydrodeoxygenation process (see Scheme 3). Due to the conjugation effect of the two furan rings in TMFM molecule, the carbocation generated from acid catalyzed cracking reaction at the branched site is more stable, which may be the reason why C_{11} alkane was obtained as the major by-product during the



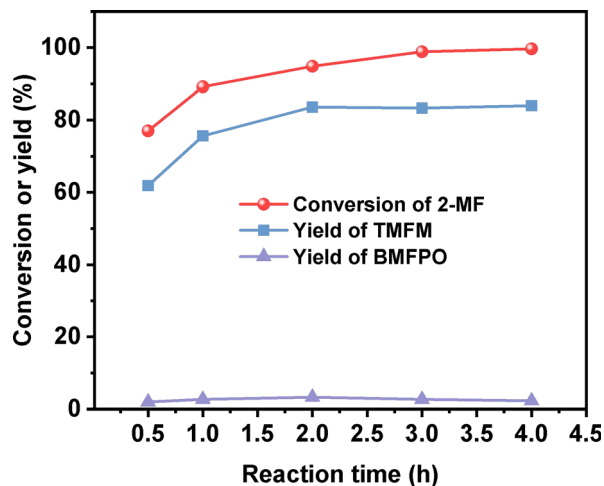
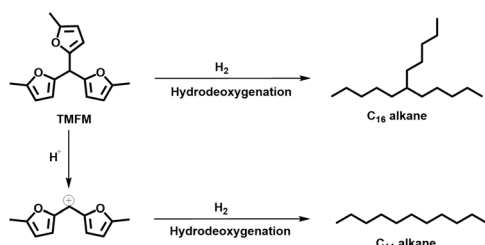


Fig. 12 Conversion of 2-MF and the yields of TMFM and BMFPO over the Nafion resin as the function of reaction time. Reaction conditions: 333 K, 400 rpm; 5 mmol MFA, 10 mmol 2-MF and 0.09 g Nafion resin were used for each test.



Scheme 3 Reaction pathways for the generation of C₁₆ branched alkanes and C₁₁ straight alkanes from the HDO of TMFM.

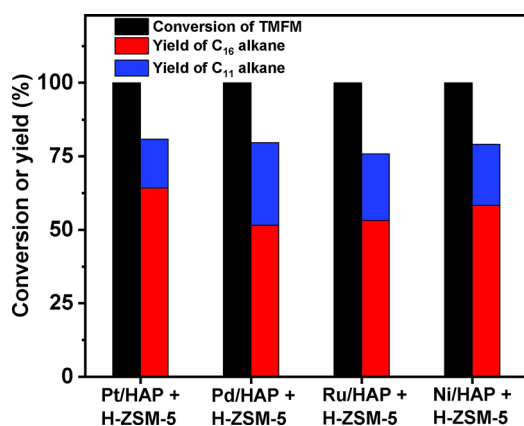


Fig. 13 Conversions of TMFM and the carbon yields of different alkanes from the HDO of TMFM over different catalysts. Reaction conditions: 453 K, 4 MPa H₂, 500 rpm, 24 h; 0.1 g TMFM, 30 mL cyclohexane, 0.1 g M/HAP (M = Pt, Pd, Ru and Ni) and 0.1 g H-ZSM-5 were used for each test.

HDO of TMFM. Among the investigated catalysts, the combinations of Pt/HAP + H-ZSM-5 and Ni/HAP + H-ZSM-5 exhibited the best performances for the HDO of TMFM (see Fig. 13). Over

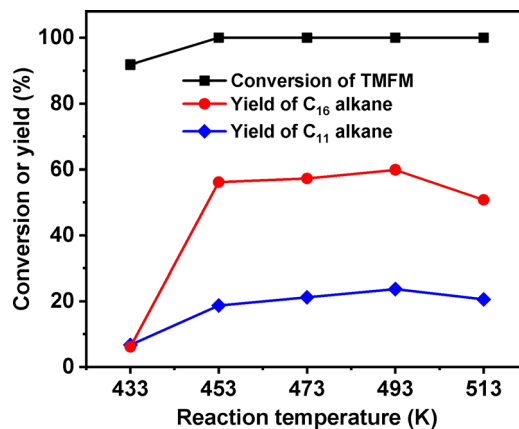


Fig. 14 Conversion of TMFM and the carbon yields of C₁₆ and C₁₁ alkanes over the Ni/HAP + H-ZSM-5 catalyst as the function of reaction temperature. Reaction conditions: 4 MPa H₂, 24 h, 500 rpm; 0.1 g TMFM, 30 mL cyclohexane, 0.1 g Ni/HAP and 0.1 g H-ZSM-5 were used for each test.

them, high total carbon yields (~80%) of C₁₆ and C₁₁ alkanes was achieved after the reaction was carried out at 453 K for 24 h. Taking into consideration of the lower cost and higher reserves of Ni than those of Pt, we think that the Ni/HAP + H-ZSM-5 catalyst is more promising in future application.

After further optimization of reaction temperature, higher total carbon yield (83.5%) of C₁₆ and C₁₁ alkanes was achieved after the HDO reaction was carried out at 493 K for 24 h (see Fig. 14). On the basis of our measurements, the density, freezing point and mass heat value of the C₁₆ and C₁₁ alkanes mixture as obtained were determined as 0.78 g mL⁻¹, 207.8 K and 47.8 kJ g⁻¹, respectively.

Finally, we also compared this route with those reported in literature about the synthesis of jet fuel range alkanes with cellulose. As shown in Table S1,† our new route has an evidently higher overall carbon yield (54% vs. 25–47%) of jet fuel range alkanes from cellulose than the routes that used the levulinic acid (or its derivatives) as intermediate. At the same time, it is also higher than the one (48%) reported in our recent work about the synthesis of jet fuel range polycycloalkanes with cellulose (using 2,5-hexanedione as the intermediate).²² In the very excellent work of Samec's group,²³ jet fuel range monocycloalkane with strained four-membered ring was obtained by the self [2 + 2] cycloaddition of 6-hydroxy-2H-pyran-3(6H)-one derived from the hemicellulose in prehydrolysis liquors. In the future application, we can combine this route and Samec's route to improve the atomic economy for the production of jet fuel range alkanes with lignocellulose.

Conclusions

A new method was reported for the synthesis of jet fuel range C₁₆ and C₁₁ paraffins with cellulose. Firstly, MFA was obtained at a 77.5% carbon yield by the reaction of cellulose in toluene/NaCl aqueous solution at 473 K for 8 h, followed by the hydrodechlorination over the Pd/C catalyst at 303 K for 2 h. After



the decarbonylation over the Pd/C catalyst, MFA was converted to 2-MF. A high 2-MF carbon yield (98.9%) was obtained after the reaction was carried out at 443 K for 4 h. Under the catalysis of acidic resins, the MFA and MF were converted to TMFM by HAA reaction. Among the investigated catalysts, Nafion resin exhibited the best performance for the HAA reaction, which can be explained by its higher acid strength. After being hydrodeoxygenated under the co-catalysis of Ni/HAP and H-ZSM-5, TMFM was converted to a mixture of C₁₆ and C₁₁ paraffins. As a potential application, the C₁₆ and C₁₁ paraffins obtained in this work can be used as sustainable aviation fuel.

Data availability

The data supporting this article have been included as part of the ESI.†

Author contributions

F. Cong and Z. Yu performed the catalyst preparation and activity tests. A. Wang and Y. Cong analyzed the data. N. Li and T. Zhang conceived the overall direction of the project. F. Cong., N. Li and T. Zhang co-wrote the paper. All the authors discussed the results and provided input for the manuscript.

Conflicts of interest

There are no conflicts to declare.

Acknowledgements

We are grateful for the supports from the National Key R&D Program of China (No. 2022YFA1504900), National Natural Science Foundation of China (No. 22078318).

Notes and references

- G. W. Huber, J. N. Chheda, C. J. Barrett and J. A. Dumesic, *Science*, 2005, **308**, 1446–1450; N. Yan, C. Zhao, P. J. Dyson, C. Wang, L. T. Liu and Y. Kou, *ChemSusChem*, 2008, **1**, 626–629; B. G. Harvey and R. L. Quintana, *Energy Environ. Sci.*, 2010, **3**, 352–357; C. Zhao, D. M. Camaioni and J. A. Lercher, *J. Catal.*, 2012, **288**, 92–103; E. R. Sacia, M. Balakrishnan, M. H. Deaner, K. A. Goulas, F. D. Toste and A. T. Bell, *ChemSusChem*, 2015, **8**, 1726–1736; Z. Zhao, H. Shi, C. Wan, M. Y. Hu, Y. Liu, D. Mei, D. M. Camaioni, J. Z. Hu and J. A. Lercher, *J. Am. Chem. Soc.*, 2017, **139**, 9178–9185; G. Li, R. Wang, J. Pang, A. Wang, N. Li and T. Zhang, *Chem. Rev.*, 2024, **124**, 2889–2954; S. Wang, A. Cheng, F. Liu, J. Zhang, T. Xia, X. Zeng, W. Fan and Y. Zhang, *Industrial Chemistry & Materials*, 2023, **1**, 188–206.
- A. Corma, O. de la Torre and M. Renz, *Energy Environ. Sci.*, 2012, **5**, 6328–6344.
- J. Q. Bond, D. M. Alonso, D. Wang, R. M. West and J. A. Dumesic, *Science*, 2010, **327**, 1110–1114.
- M. Mascal, S. Dutta and I. Gandarias, *Angew. Chem., Int. Ed.*, 2014, **53**, 1854–1857.
- J. Xin, S. Zhang, D. Yan, O. Ayodele, X. Lu and J. Wang, *Green Chem.*, 2014, **16**, 3589–3595.
- F. Chang, S. Dutta and M. Mascal, *ChemCatChem*, 2017, **9**, 2622–2626.
- M. Mascal and E. B. Nikitin, *Angew. Chem., Int. Ed.*, 2008, **47**, 7924–7926.
- Z. Yu, G. Li, F. Lu, X. Si, A. Wang, X. Wang, Y. Cong, T. Zhang and N. Li, *Chem Catal.*, 2022, **2**, 595–609.
- M. Mascal and E. B. Nikitin, *Green Chem.*, 2010, **12**, 370–373.
- X. Li, Y. Zhang, Q. Xia, X. Liu, K. Peng, S. Yang and Y. Wang, *Ind. Eng. Chem. Res.*, 2018, **57**, 3545–3553.
- Z. Jiang, J. Yi, J. Li, T. He and C. Hu, *ChemSusChem*, 2015, **8**, 1901–1907.
- N. Akiya and P. E. Savage, *Chem. Rev.*, 2002, **102**, 2725–2750.
- A. Corma, O. de la Torre, M. Renz and N. Villandier, *Angew. Chem., Int. Ed.*, 2011, **50**, 2375–2378.
- A. Corma, O. de la Torre and M. Renz, *ChemSusChem*, 2011, **4**, 1574–1577.
- G. Li, N. Li, Z. Wang, C. Li, A. Wang, X. Wang, Y. Cong and T. Zhang, *ChemSusChem*, 2012, **5**, 1958–1966; G. Li, N. Li, S. Li, A. Wang, Y. Cong, X. Wang and T. Zhang, *Chem. Commun.*, 2013, **49**, 5727–5729; W. Wang, N. Li, S. Li, G. Li, F. Chen, X. Sheng, A. Wang, X. Wang, Y. Cong and T. Zhang, *Green Chem.*, 2016, **18**, 1218–1223; G. Ren, G. Li, Y. Zhang, A. Wang, X. Wang, Y. Cong, T. Zhang and N. Li, *Sustain. Energy Fuels*, 2022, **6**, 1156–1163.
- Y. Hu, N. Li, G. Li, A. Wang, Y. Cong, X. Wang and T. Zhang, *ChemSusChem*, 2017, **10**, 2880–2885.
- S. Li, N. Li, G. Li, L. Li, A. Wang, Y. Cong, X. Wang and T. Zhang, *Green Chem.*, 2015, **17**, 3644–3652; H. Tang, N. Li, G. Li, W. Wang, A. Wang, Y. Cong and X. Wang, *ACS Sustainable Chem. Eng.*, 2018, **6**, 5645–5652.
- P. A. Riveros, *Hydrometallurgy*, 2004, **72**, 279–290.
- B. G. Harvey, M. E. Wright and R. L. Quintana, *Energy Fuels*, 2010, **24**, 267–273; R. Weingarten, G. A. Tompsett, W. C. Conner and G. W. Huber, *J. Catal.*, 2011, **279**, 174–182.
- T. Okuhara, *Chem. Rev.*, 2002, **102**, 3641–3666; K. A. Mauritz and R. B. Moore, *Chem. Rev.*, 2004, **104**, 4535–4586.
- G. Li, N. Li, J. Yang, L. Li, A. Wang, X. Wang, Y. Cong and T. Zhang, *Green Chem.*, 2014, **16**, 594–599.
- Y. Liu, G. Li, Y. Hu, A. Wang, F. Lu, J.-J. Zou, Y. Cong, N. Li and T. Zhang, *Joule*, 2019, **3**, 1028–1036.
- D. Lebedeva, L. W. Schick, D. Cracco, W. Sangsuwan, G. Castiella-Ona, D. O. Silva, A. Marson, E. Svensson Grape, A. K. Inge, L. M. Rossi, E. Subbotina, A. Manzardo and J. S. M. Samec, *Green Chem.*, 2024, **26**, 7258–7267.

