



Cite this: *RSC Sustainability*, 2024, 2, 1367Received 6th August 2023
Accepted 5th March 2024

DOI: 10.1039/d3su00270e

rsc.li/rscsus

Maximizing polypropylene recovery from waste carpet feedstock: a solvent-driven pathway towards circular economy†

Heider Salazar, Ioan-Alexandru Baragau,‡ Zhen Lu, Luis A. Román-Ramírez 
and Suela Kellici *

Here we propose a novel approach for the efficient recovery of polypropylene from waste carpet feedstock utilising a solvent based method operating at 160 °C. The findings contribute to advancing sustainable recycling practices for waste carpet materials and offer valuable insight into the recovery of PP which can also be utilised for other complex waste streams.

2.24 Billion tonnes of solid waste are generated annually, of which around 20% is comprised of various forms of plastics where polypropylene (PP) is the largest contributor.¹ Plastic pollution is expected to increase by 70% globally by 2050. While the importance of recycling plastic waste is widely recognized, the current recycling rates remain dismally low. Globally, only 9% of plastic production is recycled, and the figure drops to 1% for PP.² Among the plastic waste generated, synthetic carpets made from PP fibres represent a significant contributor (*ca.* 5%). PP carpets offer advantages such as water and stain resistance, as well as affordability compared to traditional wool or cotton carpets.³ However, their low resilience and lower resistance to heat and friction make their lifespan of only a few years.³ Waste carpets, including the off-cuts generated during manufacturing, often end up in landfills, where they can contribute to environmental pollution or serve as a feedstock for energy generation through waste incineration.⁴ Unfortunately, the facilities and technologies required to effectively recycle waste carpets and reclaim high-quality PP materials are scarce. Existing recycling installations tend to rely on energy-intensive processes such as supercritical conditions or pyrolysis, with limited utilization of sustainable technologies.⁵ Efforts to recycle PP from waste materials have explored the use of organic solvents, including aromatic and toxic solvents (*e.g.*,

Sustainability spotlight

This article presents a novel approach for recycling polypropylene (PP) specifically derived from used carpets, with the potential for adaptation to other waste streams. The research conducted in this study holds significant promise for promoting sustainability and advancing circular economy principles. The article focuses on the development of a solvent-driven process for the efficient recovery of PP from waste carpets. The use of a solvent operating at mild temperatures minimizes the risks associated with traditional solvents like toluene, while optimizing the efficiency of PP recovery. This innovative approach not only addresses environmental concerns but potentially can provide economic benefits by reducing the need for virgin PP production. One of the key highlights of this research is the achievement of a high recovery rate of recycled PP that exhibits qualities comparable to virgin polypropylene. This finding holds immense value as it not only contributes to the circular economy by diverting waste from landfills but also provides a sustainable alternative to the production of new plastic materials.

toluene and other alkylbenzenes), albeit at a laboratory scale.^{6–8} However, working with such solvents at temperatures sometimes closer to their boiling points presents hazards, and the selectivity of solvents towards PP remains a challenge. To address these issues, this study presents a novel approach for the recycling of PP specifically derived from waste carpets. The focus is on utilizing a proprietary protic ionic liquid (IL) (Fig. S1†) operating at a moderate temperature, minimizing the risks associated with more hazardous solvents and optimizing the efficiency of PP recovery. The investigation involves studying the dissolution kinetics of PP in the novel solvent and comparing it with existing dissolution models following a dissolution–precipitation technique^{9,10} (see the ESI†). The dissolution behaviour of virgin PP and PP-rich carpet waste fibres (Fig. S2†) in the ionic liquid was investigated by comparing reclaimed PP (Fig. S3†) from carpet waste with virgin PP and is illustrated in Fig. 1. In both cases, the dissolution process commenced immediately, with a gradual increase in the concentration of dissolved PP over time. After approximately 60 min, a plateau was reached, indicating the completion of the dissolution process. It was observed that the dissolved PP

School of Engineering, London South Bank University, 103 Borough Road, London, SE1 0AA, UK. E-mail: kellicis@lsbu.ac.uk

† Electronic supplementary information (ESI) available: Experimental methods and characterisation details. See DOI: <https://doi.org/10.1039/d3su00270e>

‡ National Institute of Materials Physics, 405A Atomistilor Str., Magurele, Ilfov, 077125, Romania.



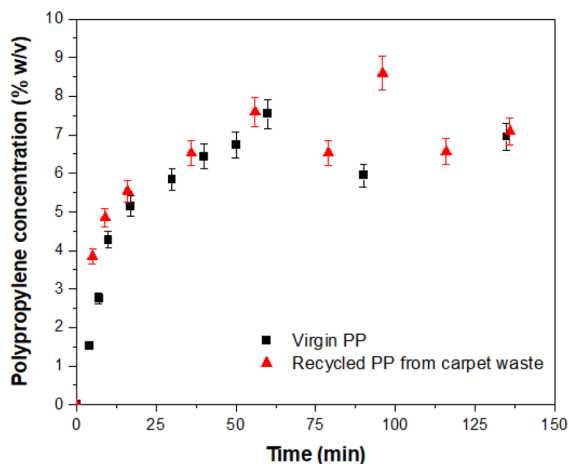


Fig. 1 Dissolution behaviour of virgin PP and PP-rich carpet waste in IL. Error bars represent 5% of the given value.

experienced slight changes beyond this point, resulting in a dissolution rate ranging between 60% and 90% of the experimental concentration for each specimen. Previous studies^{11,12} have highlighted the influence of various mechanisms on the dissolution kinetics of polymers. These results may be affected by the typical dissolution behaviour of polymers, where swelling, solvent diffusion, chain disentanglement and dissolution^{11,12} occur where the polymer is in contact with the solvent (Fig. 2).

Processes such as the adsorption of species or reactants onto the surface of sorbents can also affect the dynamics by reducing the available surface area.^{13,14}

In the context of this study, it is expected that different physical changes around the particle and transport mechanisms involved would influence the observed behaviour. However, details on the thermodynamic or transport mechanisms of the polymer dissolution were not studied in this paper. A gravimetric protocol was followed, with a manual sampling of aliquots of PP in the solvent at 160 °C as described in the experimental section, and the fitness of such a dissolution process into some existing dissolution models was assessed.

The experimental data were initially modelled assuming pseudo first-order kinetics. The concentration (% w/v) of the recovered PP (either virgin PP or carpet waste PP) at any given time is obtained from eqn (1), for an isothermal constant volume reactor:

$$C_p = C_{f_0}(1 - e^{-kt}) \quad (1)$$

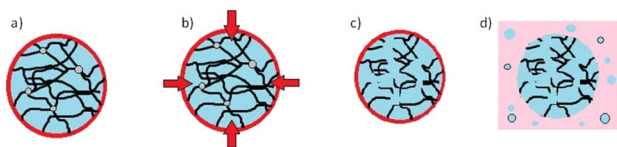


Fig. 2 Typical dissolution mechanisms of polymers in solvents describing the different stages: (a) swelling; (b) solvent diffusion; (c) chain disentanglement; and (d) dissolution.

In eqn (1), k is the reaction rate constant ($1/\text{min}^{-1}$), t is the time (min) and C_{f_0} is the initial concentration of PP in the waste carpet (% w/v).¹⁵

Table 1 contains the initial concentrations for virgin PP and carpet waste PP, the values of k obtained by fitting of the experimental data to eqn (1) and corresponding coefficient of determination (R^2). The R^2 show that the dissolution of PP in the solvent can be modelled using the pseudo-first-order rate kinetics. The value of R^2 for the carpet waste was higher than that of virgin PP. The results demonstrated that the solvent effectively dissolved PP under the experimental conditions in this study. However, with carpet waste, the solvent is in contact with PP fibres of less than 2 μm in size, compared to a particle size of ~ 3 mm in the case of virgin PP. With a smaller polymer particle size, the mechanisms described in Fig. 2 occur more efficiently. Also, the experimental temperature is within the melting temperature found for the material, as detailed later in this study; hence this factor evidently contributes to such behaviour.

Moreover, we compared these results with the dissolution mechanism proposed by Korsmeyer–Peppas, representing a Fickian (or non-Fickian) diffusion modelled by eqn (2).^{14,16–18}

$$\frac{M_t}{M_\infty} = k_{kp}t^n \quad (2)$$

where M_t and M_∞ are the amount of PP in the solution in time t and after time ∞ , respectively, k_{kp} is the Korsmeyer–Peppas dissolution rate constant, and n is the diffusional or dissolution exponent. Researchers in the pharma industry have widely used the Korsmeyer–Peppas model to characterise the release of a drug from a polymeric matrix when the dissolution process is difficult to predict or a combination of dissolution mechanisms is present.¹⁷

The experimental results for the dissolution of PP in the solvent at 160 °C were compared with the approximate solution given by the Korsmeyer–Peppas model. The R^2 values calculated showed that the dissolution also fits the Korsmeyer–Peppas model (Fig. 3 and Table 2).

The Korsmeyer–Peppas diffusion parameter (n) indicates if the solvent transport or diffusion is Fickian ($n \leq 0.5$) or non-Fickian ($n > 0.5$).^{19,20} The values for the present study revealed that the dissolution mechanism is Fickian ($n < 0.5$), and the correlation coefficient R^2 indicated a high consistency with the model. These results, together with those obtained with the pseudo-first-order model, suggest that the dissolution of PP in the IL follows a regular diffusion, but also, that there is a time dependency of the dissolution of PP in the solvent at 160 °C. This can be explained by the variable diameter of the PP fibres

Table 1 Experimental details and parameters for the first-order kinetics model

Material	Concentration (% w/v)	C_{f_0} (% w/v)	k	R^2
Virgin PP	10	7.173	0.082	0.884
Carpet waste	12	7.033	0.129	0.911



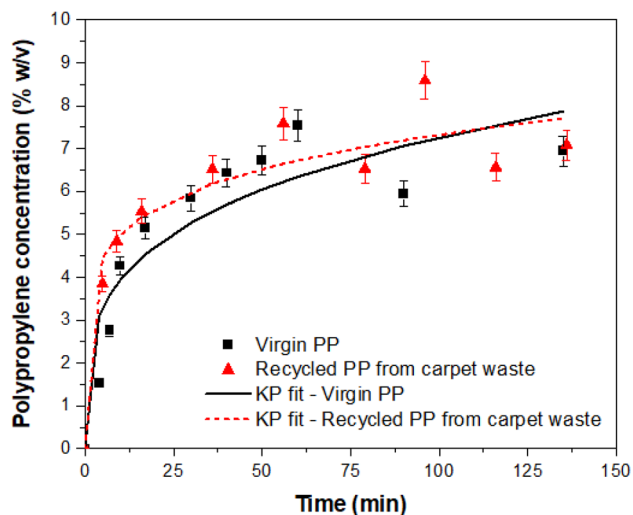


Fig. 3 Experimental results of the dissolution of PP in the solvent and comparison with the Korsmeyer–Peppas (KP) model.

Table 2 Kinetic parameters for the Korsmeyer–Peppas model

Material	k	n	R^2
Virgin PP	2.135	0.266	0.926
Carpet waste	3.415	0.166	0.955

and their distinct morphology compared to pellets of virgin PP. This is consistent with the values of n ; the virgin PP with a more defined spherical shape of the pellets showed a higher value of the diffusion parameter. This coefficient is also affected by the solvent thermodynamic characteristics, with the temperature of dissolution being within the melting point of PP. The higher value of R^2 for the dissolution of PP from carpet waste fibres is in correspondence with the faster dissolution compared to virgin PP, as demonstrated by the models analysed in this study.

The recovered PP was compared with virgin and carpet waste using FTIR, as shown in the spectra (Fig. 4). It is evident that

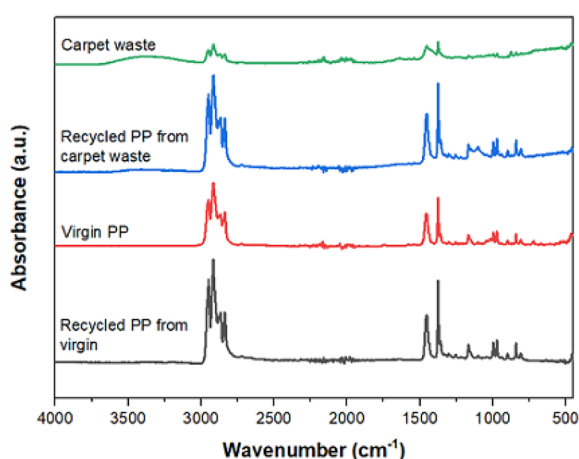


Fig. 4 FTIR spectra of the virgin, carpet waste and recycled PP.

there are no differences in terms of characteristic bands between them, demonstrating that the chemical structure of the polymer was not affected during the recycling process. It also confirmed that the two different forms of the specimen employed for the analysis, *i.e.*, filaments from the carpet waste and a powder from the virgin and recycled PP, respectively, have not affected the results.

A high-temperature GPC equipped with differential refractive index (DRI), viscometry (VS) and dual angle light scatter (LS 90 + 15) detectors was used to analyse the molecular weight and molecular weight distribution of the PP from the samples. There is an evident difference between the average molecular weight (M_w) values of carpet waste and virgin PP, being larger than their corresponding recycled specimens after the dissolution in the hot solvent (Fig. 5). Interestingly the polydispersity index (PDI) did not vary considerably after the recycling process, maintaining a similar broadness in the molecular weight distribution.

Fig. 6 displays a unimodal and broad ($PDI \geq 2.0$) molecular weight distribution²¹ in all cases, which is consistent with the explained behaviour. No changes were observed in the virgin PP and its recycled version, and the slight displacement observed in the PP recycled from carpet waste can be attributed to the fact that the carpet waste (raw material) did not fully dissolve during the HT-GPC analysis, so the presence of insoluble materials (such as fillers or pigments), with a very high M_w or crosslinked would affect this. Despite this raw material being thermo-mechanically pre-treated (sink-float & drying), the additives used during manufacturing can still be present in the PP fibres.

Dynamic TGA was performed using a Mettler Toledo TGA/DSC 3+, heating the sample from 25 °C to 600 °C at a heating rate of 10 °C min⁻¹ under a nitrogen atmosphere (Fig. 7).

Fig. 8 shows thermograms for samples of the virgin, carpet waste and recycled PP. The sample of carpet waste underwent weight loss before reaching 100 °C, where more volatiles leave

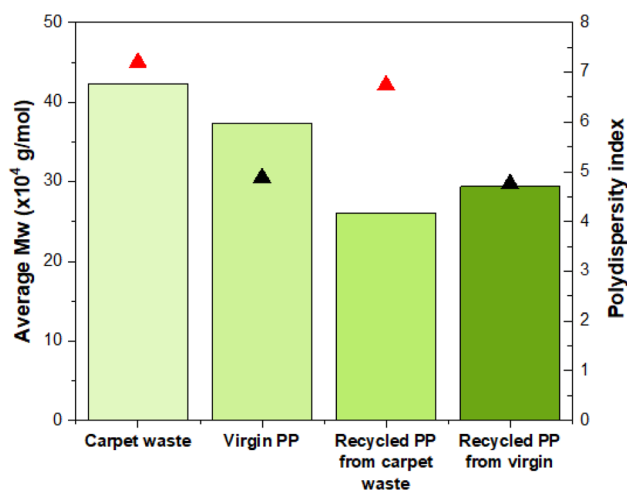


Fig. 5 Average molecular weight (M_w) and polydispersity index of PP from virgin, carpet waste and recycled PP. Recycled PP from the virgin refers to virgin PP that went through the dissolution/precipitation process.



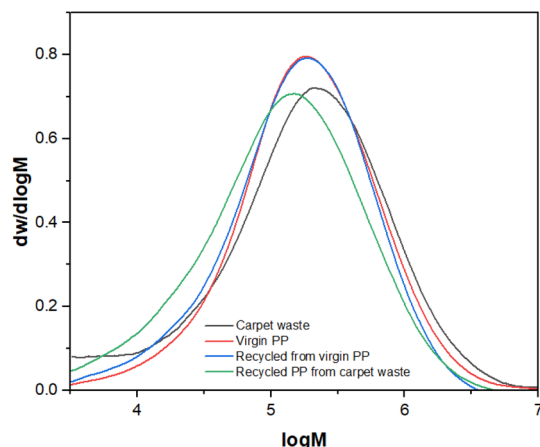


Fig. 6 The molecular weight distribution of PP.

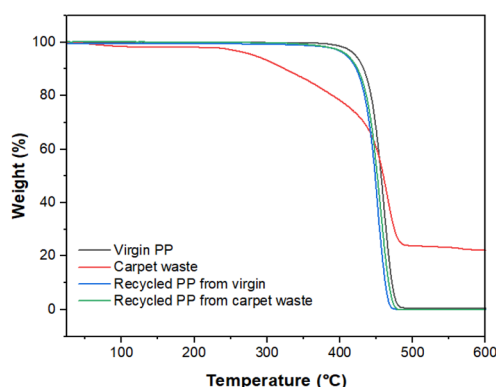


Fig. 7 Dynamic TGA of PP from virgin, carpet waste and recycled PP.

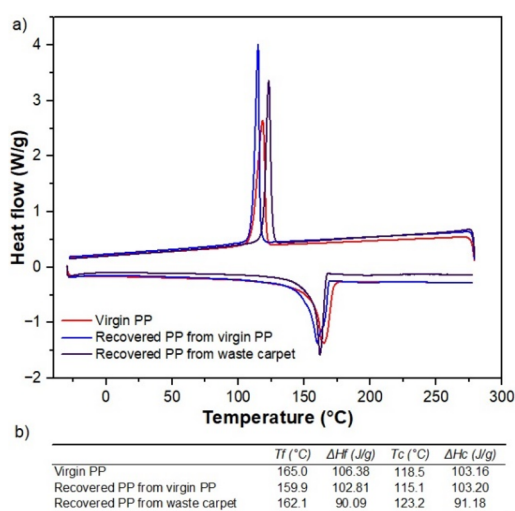


Fig. 8 (a) DSC thermogram of virgin PP and recovered PP from carpet waste. The endothermic region is orientated downside. (b) Thermal parameters of virgin PP and recovered PP from carpet waste and virgin PP.

the solid matrix, and clearly showed a different behaviour than virgin and recycled PP. The presence of other polymers or additives used during carpet manufacturing and humidity can

influence this observation. The weight loss of the recovered polymer was closer than that of the virgin PP (99.05%), indicating that the thermal properties of the reclaimed PP remained unaltered after the recycling process utilised in this study.

DSC tests were performed to assess the melting temperature and enthalpy of the PP specimens. The results presented in Fig. 8a and b confirmed the findings from the TGA analysis. The melting temperatures of the PP samples fall within the value reported for isotactic virgin PP, 160–165 °C (Table S1† and Fig. 8b), and the enthalpies of fusion were within the usual range values found in the literature^{22,23} for polypropylene (60–260 J g⁻¹).^{24,25}

Conclusions

A new, single-step, eco-friendly polypropylene recovery process from carpet waste using a reusable protic ionic liquid as a selective dissolution environment was reported. High yields of polypropylene with similar qualities and properties to virgin PP were achieved. The process was successfully modelled by two different approaches. The process discussed is a promising candidate as an alternative in the polymer recycling sector.

Conflicts of interest

There are no conflicts to declare.

Acknowledgements

The authors acknowledge the European Union (EU) for financial support through the EU Horizon 2020 research and innovation programme under grant agreement no. 820787, project ISO-PREP (Ionic Solvent-based Recycling of Polypropylene Products). The authors also gratefully acknowledge WASC (Warwick Analytical Science Centre) at the University of Warwick for their support & assistance in this work. Rotajet (U.K.) is thanked for providing the carpet fibres and Sabanci University (Turkey) for the IL.

Notes and references

- 1 Solid Waste Management, <https://www.worldbank.org/en/topic/urbandevelopment/brief/solid-waste-management>, accessed, Dec. 19, 2022.
- 2 A. Alsbri, F. Tahir and S. G. Al-Ghamdi, *Mater. Today: Proc.*, 2022, **56**, 2245.
- 3 E. K. Çeven, G. Karakan Günaydin and D. KUT, *Uludağ Univ. J. Fac. Eng.*, 2021, 885.
- 4 F. Hussin, M. K. Aroua and M. A. Kassim, *Energies*, 2021, **14**, 24.
- 5 H. Li, H. A. Aguirre-Villegas, R. D. Allen, *et al*, *Green Chem.*, 2022, **24**(23), 8899–9002.
- 6 J. G. Poulakis and C. D. Papispyrides, *Resour. Conserv. Recycl.*, 1997, **20**(1), 31–41.
- 7 T. W. Walker, N. Frelka, Z. Shen, *et al*, *Sci. Adv.*, 2020, **6**(47), 1.
- 8 A. Hadi, *Energy, Educ., Sci. Technol.*, 2013, **30**, 989.



- 9 J. Yu, A. del C. Munguía-López, V. S. Cecon, K. L. Sánchez-Rivera, K. Nelson, J. Wu, S. Kolapkar, V. M. Zavala, G. W. Curtzwiler, K. L. Vorst, E. Bar-Ziv and G. W. Huber, *Green Chem.*, 2023, **25**, 4723–4734.
- 10 J. Cavalcante, R. Hardian and G. Szekely, *Sustain. Mater. Technol.*, 2022, **32**, e00448.
- 11 B. A. Miller-Chou and J. L. Koenig, *Prog. Polym. Sci.*, 2003, **28**(8), 1223–1270.
- 12 M. Mikula, M. Čeppan, J. Blecha, L. Lapčák, *et al*, *Polym. Test.*, 1988, **8**(5), 339–351.
- 13 M. S. P. Deang, R. I. C. Alindayu, K. V. H. Escasa, *et al*, *Key Eng. Mater.*, 2020, **841**, 59–63.
- 14 T. P. Kravtchenko, J. Renoir, A. Parker and G. Brigand, *Food Hydrocoll.*, 1999, **13**(3), 219–225.
- 15 A. Dąbrowski, *Adv. Colloid Interface Sci.*, 2001, **93**(1–3), 135–224.
- 16 S. Yadav, A. Asthana, A. K. Singh, *et al.*, *J. Hazard. Mater.*, 2021, **409**, 124840.
- 17 O. Levenspiel, *Chemical Reaction Engineering*. John Wiley and Sons, 1999.
- 18 N. A. Peppas, J. C. Wu and D. Ernst, *Macromolecules*, 1994, **27**(20), 5626–5638.
- 19 L. Ahmed, R. Atif, T. S. Eldeen, I. Yahya, *et al*, *Int. J. Res. Appl. Sci. Eng. Technol.*, 2019, **8**(5), 52–56.
- 20 A. Celebioglu and T. Uyar, *Food Funct.*, 2020, **11**(9), 7626–7637.
- 21 E. S. Bacaita, B. C. Ciobanu, M. Popa, *et al*, *Phys. Chem. Chem. Phys.*, 2014, **16**(47), 25896–25905.
- 22 G. Rehage, O. Ernst and J. Fuhrmann, *Discuss. Faraday Soc.*, 1970, **49**, 208.
- 23 C. Auch, M. Harms and K. Mäder, *Int. J. Pharm.*, 2019, **556**(2018), 372–382.
- 24 F. J. Lanyi, N. Wenzke, J. Kaschta, *et al*, *Adv. Eng. Mater.*, 2020, **22**(9), 1900796.
- 25 J. A. Currie, E. M. Petruska and R. W. Tung, *Anal. Calorim.*, 1974, 569–577.

